06_LTE Band 5_10M_QPSK_1RB_25Offset_Right Cheek_Ch20525

Communication System: UID 0, LTE (0); Frequency: 836.5 MHz;Duty Cycle: 1:1
Medium: HSL_835_200116 Medium parameters used: f = 836.5 MHz; σ = 0.93 S/m; ε_r = 41.777; ρ = 1000 kg/m^3
Ambient Temperature：23.4 ℃； Liquid Temperature：22.5 ℃

DASY5 Configuration:
- Probe: EX3DV4 - SN3819; ConvF(9.57, 9.57, 9.57); Calibrated: 2019.03.01
- Sensor-Surface: 2mm (Mechanical Surface Detection)
- Electronics: DAE4 Sn715; Calibrated: 2019.01.23
- Phantom: SAM with CRP v4.0(Front); Type: QD000P40CC; Serial: TP:1575
- Measurement SW: DASY52, Version 52.8 (8); SEMCAD X Version 14.6.10 (7331)

Ch20525/Area Scan (71x121x1): Interpolated grid: dx=15mm, dy=15mm
Maximum value of SAR (interpolated) = 0.331 W/kg

Ch20525/Zoom Scan (5x5x7)/Cube 0: Measurement grid: dx=8mm, dy=8mm, dz=5mm
Reference Value = 0.6300 V/m; Power Drift = 0.02 dB
Peak SAR (extrapolated) = 0.417 W/kg
SAR(1 g) = 0.213 W/kg; SAR(10 g) = 0.128 W/kg
Maximum value of SAR (measured) = 0.297 W/kg



0 dB = 0.331 W/kg

07_LTE Band 4_20M_QPSK_50RB_0Offset_Right Cheek_Ch20175

Communication System: UID 0, LTE (0); Frequency: 1732.5 MHz;Duty Cycle: 1:1
Medium: HSL_1750_200118 Medium parameters used: f = 1732.5 MHz; σ = 1.369 S/m; ε_r = 39.945; ρ = 1000 kg/m^3
Ambient Temperature：23.6 ℃; Liquid Temperature：22.4 ℃

DASY5 Configuration:
- Probe: EX3DV4 - SN3819; ConvF(8.54, 8.54, 8.54); Calibrated: 2019.03.01
- Sensor-Surface: 2mm (Mechanical Surface Detection)
- Electronics: DAE4 Sn715; Calibrated: 2019.01.23
- Phantom: SAM with CRP v4.0(Front); Type: QD000P40CC; Serial: TP:1575
- Measurement SW: DASY52, Version 52.8 (8); SEMCAD X Version 14.6.10 (7331)

Ch20175/Area Scan (71x121x1): Interpolated grid: dx=15mm, dy=15mm
Maximum value of SAR (interpolated) = 0.679 W/kg

Ch20175/Zoom Scan (5x5x7)/Cube 0: Measurement grid: dx=8mm, dy=8mm, dz=5mm
Reference Value = 0.09400 V/m; Power Drift = 0.04 dB
Peak SAR (extrapolated) = 0.827 W/kg
SAR(1 g) = 0.435 W/kg; SAR(10 g) = 0.234 W/kg
Maximum value of SAR (measured) = 0.625 W/kg



0 dB = 0.679 W/kg

08_LTE Band 2_20M_QPSK_50RB_0Offset_Right Tilted_Ch18900

Communication System: UID 0, LTE (0); Frequency: 1880 MHz;Duty Cycle: 1:1
Medium: HSL_1900_200120 Medium parameters used: f = 1880 MHz; σ = 1.398 S/m; ε_r = 41.191; ρ = 1000 kg/m^3
Ambient Temperature：23.4 ℃； Liquid Temperature：22.4 ℃

DASY5 Configuration:
- Probe: EX3DV4 - SN3819; ConvF(8.27, 8.27, 8.27); Calibrated: 2019.03.01
- Sensor-Surface: 2mm (Mechanical Surface Detection)
- Electronics: DAE4 Sn715; Calibrated: 2019.01.23
- Phantom: SAM with CRP v4.0(Front); Type: QD000P40CC; Serial: TP:1575
- Measurement SW: DASY52, Version 52.8 (8); SEMCAD X Version 14.6.10 (7331)

Ch18900/Area Scan (71x121x1): Interpolated grid: dx=15mm, dy=15mm
Maximum value of SAR (interpolated) = 0.917 W/kg

Ch18900/Zoom Scan (5x5x7)/Cube 0: Measurement grid: dx=8mm, dy=8mm, dz=5mm
Reference Value = 0.7430 V/m; Power Drift = 0.08 dB
Peak SAR (extrapolated) = 1.20 W/kg
SAR(1 g) = 0.585 W/kg; SAR(10 g) = 0.273 W/kg
Maximum value of SAR (measured) = 0.919 W/kg



0 dB = 0.917 W/kg

09_LTE Band 7_20M_QPSK_50RB_0Offset_Right Tilted_Ch21350

Communication System: UID 0, LTE (0); Frequency: 2560 MHz;Duty Cycle: 1:1
Medium: HSL_2600_200119 Medium parameters used: f = 2560 MHz; σ = 2.003 S/m; ε_r = 38.557; ρ = 1000 kg/m^3
Ambient Temperature：23.5 ℃; Liquid Temperature：22.4 ℃

DASY5 Configuration:
- Probe: EX3DV4 - SN3819; ConvF(7.06, 7.06, 7.06); Calibrated: 2019.03.01
- Sensor-Surface: 2mm (Mechanical Surface Detection)
- Electronics: DAE4 Sn715; Calibrated: 2019.01.23
- Phantom: SAM with CRP v4.0(Front); Type: QD000P40CC; Serial: TP:1575
- Measurement SW: DASY52, Version 52.8 (8); SEMCAD X Version 14.6.10 (7331)

Ch21350/Area Scan (81x151x1): Interpolated grid: dx=12mm, dy=12mm
Maximum value of SAR (interpolated) = 1.64 W/kg

Ch21350/Zoom Scan (7x7x7)/Cube 0: Measurement grid: dx=5mm, dy=5mm, dz=5mm
Reference Value = 7.014 V/m; Power Drift = 0.04 dB
Peak SAR (extrapolated) = 2.69 W/kg
SAR(1 g) = 1.05 W/kg; SAR(10 g) = 0.452 W/kg
Maximum value of SAR (measured) = 1.75 W/kg

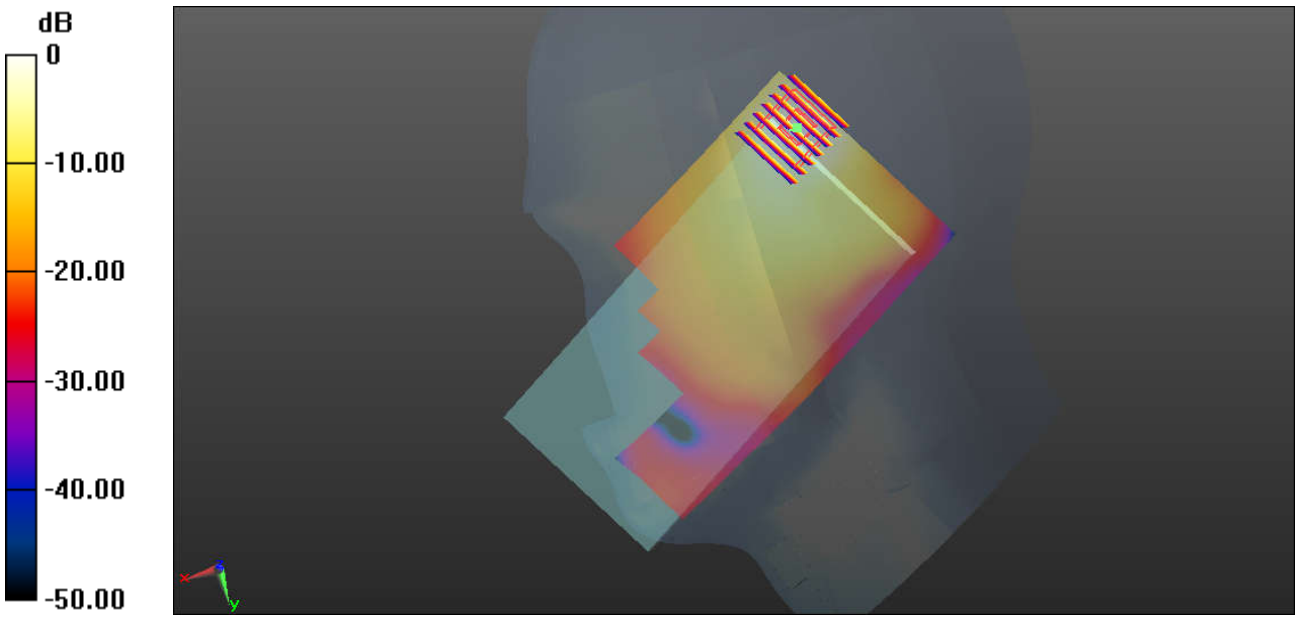

0 dB = 1.64 W/kg

10_LTE Band 38_20M_QPSK_1RB_49Offset_Right Tilted_Ch38000

Communication System: UID 0, LTE (0); Frequency: 2595 MHz;Duty Cycle: 1:1.59
Medium: HSL_2600_200119 Medium parameters used: f = 2595 MHz; σ = 2.043 S/m; ε_r = 38.375; ρ = 1000 kg/m^3
Ambient Temperature：23.5 ℃； Liquid Temperature：22.4 ℃

DASY5 Configuration:
- Probe: EX3DV4 - SN3819; ConvF(7.06, 7.06, 7.06); Calibrated: 2019.03.01
- Sensor-Surface: 2mm (Mechanical Surface Detection)
- Electronics: DAE4 Sn715; Calibrated: 2019.01.23
- Phantom: SAM with CRP v4.0(Front); Type: QD000P40CC; Serial: TP:1575
- Measurement SW: DASY52, Version 52.8 (8); SEMCAD X Version 14.6.10 (7331)

Ch38000/Area Scan (81x151x1): Interpolated grid: dx=12mm, dy=12mm
Maximum value of SAR (interpolated) = 1.24 W/kg

Ch38000/Zoom Scan (7x7x7)/Cube 0: Measurement grid: dx=5mm, dy=5mm, dz=5mm
Reference Value = 5.670 V/m; Power Drift = 0.09 dB
Peak SAR (extrapolated) = 1.89 W/kg
SAR(1 g) = 0.724 W/kg; SAR(10 g) = 0.313 W/kg
Maximum value of SAR (measured) = 1.20 W/kg

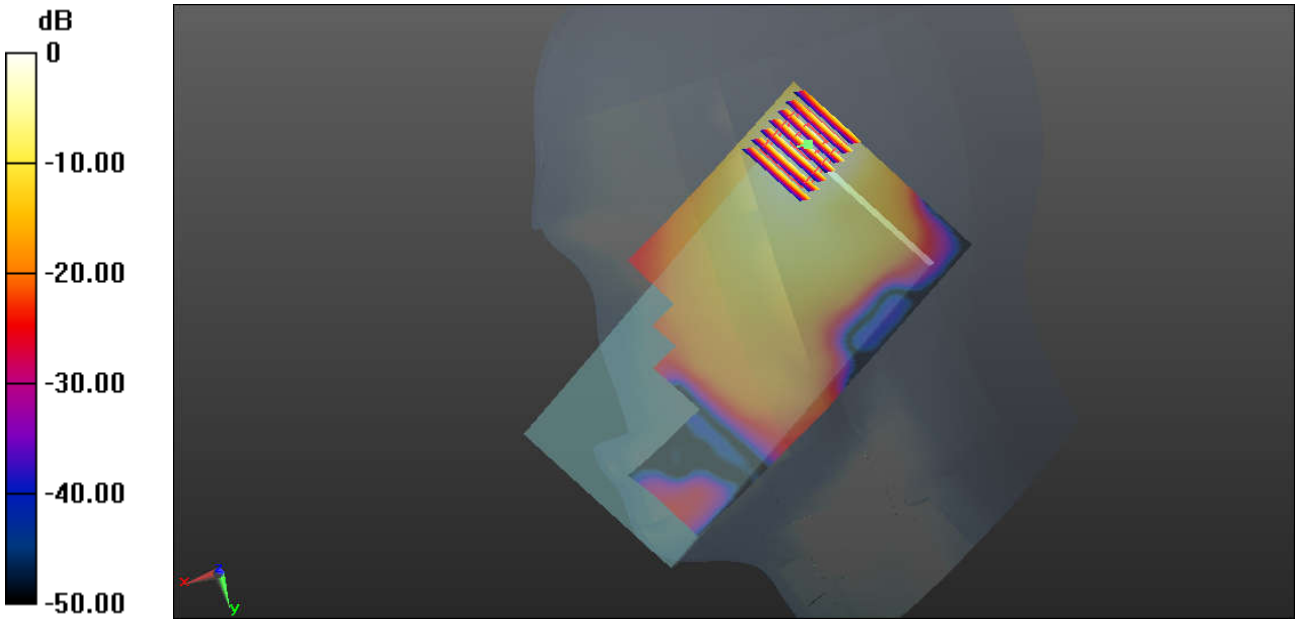

0 dB = 1.24 W/kg

11_LTE Band 41_20M_QPSK_1RB_49Offset_Right Tilted_Ch40400

Communication System: UID 0, LTE (0); Frequency: 2571 MHz;Duty Cycle: 1:1.59
Medium: HSL_2600_200119Medium parameters used: f = 2571 MHz; σ = 2.016 S/m; ε_r = 38.515; ρ = 1000 kg/m^3
Ambient Temperature：23.5 ℃; Liquid Temperature：22.4 ℃

DASY5 Configuration:
- Probe: EX3DV4 - SN3819; ConvF(7.06, 7.06, 7.06); Calibrated: 2019.03.01
- Sensor-Surface: 2mm (Mechanical Surface Detection)
- Electronics: DAE4 Sn715; Calibrated: 2019.01.23
- Phantom: SAM with CRP v4.0(Front); Type: QD000P40CC; Serial: TP:1575
- Measurement SW: DASY52, Version 52.8 (8); SEMCAD X Version 14.6.10 (7331)

Ch40400/Area Scan (81x151x1): Interpolated grid: dx=12mm, dy=12mm
Maximum value of SAR (interpolated) = 1.15 W/kg

Ch40400/Zoom Scan (7x7x7)/Cube 0: Measurement grid: dx=5mm, dy=5mm, dz=5mm
Reference Value = 5.530 V/m; Power Drift = 0.02 dB
Peak SAR (extrapolated) = 1.78 W/kg
SAR(1 g) = 0.685 W/kg; SAR(10 g) = 0.293 W/kg
Maximum value of SAR (measured) = 1.15 W/kg



0 dB = 1.15 W/kg

12_WLAN2.4G_802.11b 1Mbps_Left Tilted_Ch11

Communication System: UID 0, WIFI (0); Frequency: 2462 MHz;Duty Cycle: 1:1.007
Medium: HSL_2450_200117 Medium parameters used: f = 2462 MHz; σ = 1.842 S/m; ε_r = 40.039; ρ = 1000 kg/m^3
Ambient Temperature：23.5 ℃; Liquid Temperature：22.6 ℃

DASY5 Configuration:
- Probe: EX3DV4 - SN3819; ConvF(7.21, 7.21, 7.21); Calibrated: 2019.03.01
- Sensor-Surface: 2mm (Mechanical Surface Detection)
- Electronics: DAE4 Sn715; Calibrated: 2019.01.23
- Phantom: SAM with CRP v4.0(Front); Type: QD000P40CC; Serial: TP:1575
- Measurement SW: DASY52, Version 52.8 (8); SEMCAD X Version 14.6.10 (7331)

Ch11/Area Scan (81x151x1): Interpolated grid: dx=12mm, dy=12mm
Maximum value of SAR (interpolated) = 1.39 W/kg

Ch11/Zoom Scan (7x7x7)/Cube 0: Measurement grid: dx=5mm, dy=5mm, dz=5mm
Reference Value = 20.39 V/m; Power Drift = 0.04 dB
Peak SAR (extrapolated) = 2.72 W/kg
SAR(1 g) = 0.897 W/kg; SAR(10 g) = 0.370 W/kg
Maximum value of SAR (measured) = 1.64 W/kg



0 dB = 1.39 W/kg

13_Bluetooth_DH5 1Mbps_Left Tilted_Ch39

Communication System: UID 0, BT (0); Frequency: 2441 MHz;Duty Cycle: 1:1.301
Medium: HSL_2450_200117 Medium parameters used: f = 2441 MHz; σ = 1.819 S/m; ε_r = 40.112; ρ = 1000 kg/m^3
Ambient Temperature：23.5 ℃; Liquid Temperature：22.6 ℃

DASY5 Configuration:
- Probe: EX3DV4 - SN3819; ConvF(7.21, 7.21, 7.21); Calibrated: 2019.03.01
- Sensor-Surface: 2mm (Mechanical Surface Detection)
- Electronics: DAE4 Sn715; Calibrated: 2019.01.23
- Phantom: SAM with CRP v4.0(Front); Type: QD000P40CC; Serial: TP:1575
- Measurement SW: DASY52, Version 52.8 (8); SEMCAD X Version 14.6.10 (7331)

Ch39/Area Scan (81x151x1): Interpolated grid: dx=12mm, dy=12mm
Maximum value of SAR (interpolated) = 0.103 W/kg

Ch39/Zoom Scan (7x7x7)/Cube 0: Measurement grid: dx=5mm, dy=5mm, dz=5mm
Reference Value = 5.351 V/m; Power Drift = 0.06 dB
Peak SAR (extrapolated) = 0.188 W/kg
SAR(1 g) = 0.061 W/kg; SAR(10 g) = 0.024 W/kg
Maximum value of SAR (measured) = 0.113 W/kg



0 dB = 0.103 W/kg

14_GSM850_GPRS 4TX slots_Back_10mm_Ch189

Communication System: UID 0, GPRS (0); Frequency: 836.4 MHz;Duty Cycle: 1:2.08
Medium: HSL_835_200116 Medium parameters used: f = 836.5 MHz; σ = 0.93 S/m; ε_r = 41.777; ρ = 1000 kg/m^3
Ambient Temperature：23.4 ℃; Liquid Temperature：22.5 ℃

DASY5 Configuration:
- Probe: EX3DV4 - SN3819; ConvF(9.57, 9.57, 9.57); Calibrated: 2019.03.01
- Sensor-Surface: 2mm (Mechanical Surface Detection)
- Electronics: DAE4 Sn715; Calibrated: 2019.01.23
- Phantom: SAM with CRP v4.0(Front); Type: QD000P40CC; Serial: TP:1575
- Measurement SW: DASY52, Version 52.8 (8); SEMCAD X Version 14.6.10 (7331)

Ch189/Area Scan (71x121x1): Interpolated grid: dx=15mm, dy=15mm
Maximum value of SAR (interpolated) = 0.365 W/kg

Ch189/Zoom Scan (5x5x7)/Cube 0: Measurement grid: dx=8mm, dy=8mm, dz=5mm
Reference Value = 4.030 V/m; Power Drift = -0.01 dB
Peak SAR (extrapolated) = 0.446 W/kg
SAR(1 g) = 0.256 W/kg; SAR(10 g) = 0.153 W/kg
Maximum value of SAR (measured) = 0.350 W/kg

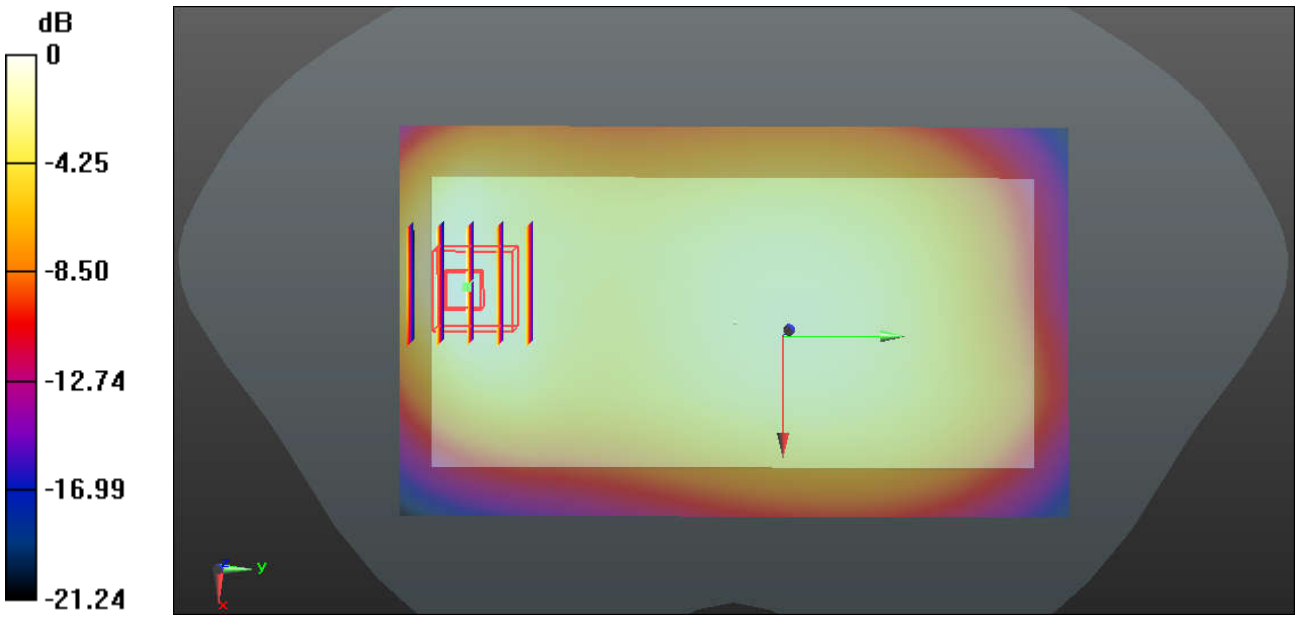

0 dB = 0.365 W/kg

15_GSM1900_GPRS 4TX slots_Back_10mm_Ch512

Communication System: UID 0, GPRS (0); Frequency: 1850.2 MHz;Duty Cycle: 1:2.08
Medium: HSL_1900_200120 Medium parameters used: f = 1850.2 MHz; σ = 1.365 S/m; ε_r = 41.306; ρ = 1000 kg/m^3
Ambient Temperature：23.4 ℃； Liquid Temperature：22.4 ℃

DASY5 Configuration:
- Probe: EX3DV4 - SN3819; ConvF(8.27, 8.27, 8.27); Calibrated: 2019.03.01
- Sensor-Surface: 2mm (Mechanical Surface Detection)
- Electronics: DAE4 Sn715; Calibrated: 2019.01.23
- Phantom: SAM with CRP v4.0(Front); Type: QD000P40CC; Serial: TP:1575
- Measurement SW: DASY52, Version 52.8 (8); SEMCAD X Version 14.6.10 (7331)

Ch512/Area Scan (71x121x1): Interpolated grid: dx=15mm, dy=15mm
Maximum value of SAR (interpolated) = 0.299 W/kg

Ch512/Zoom Scan (5x5x7)/Cube 0: Measurement grid: dx=8mm, dy=8mm, dz=5mm
Reference Value = 1.528 V/m; Power Drift = -0.11 dB
Peak SAR (extrapolated) = 0.431 W/kg
SAR(1 g) = 0.221 W/kg; SAR(10 g) = 0.109 W/kg
Maximum value of SAR (measured) = 0.316 W/kg

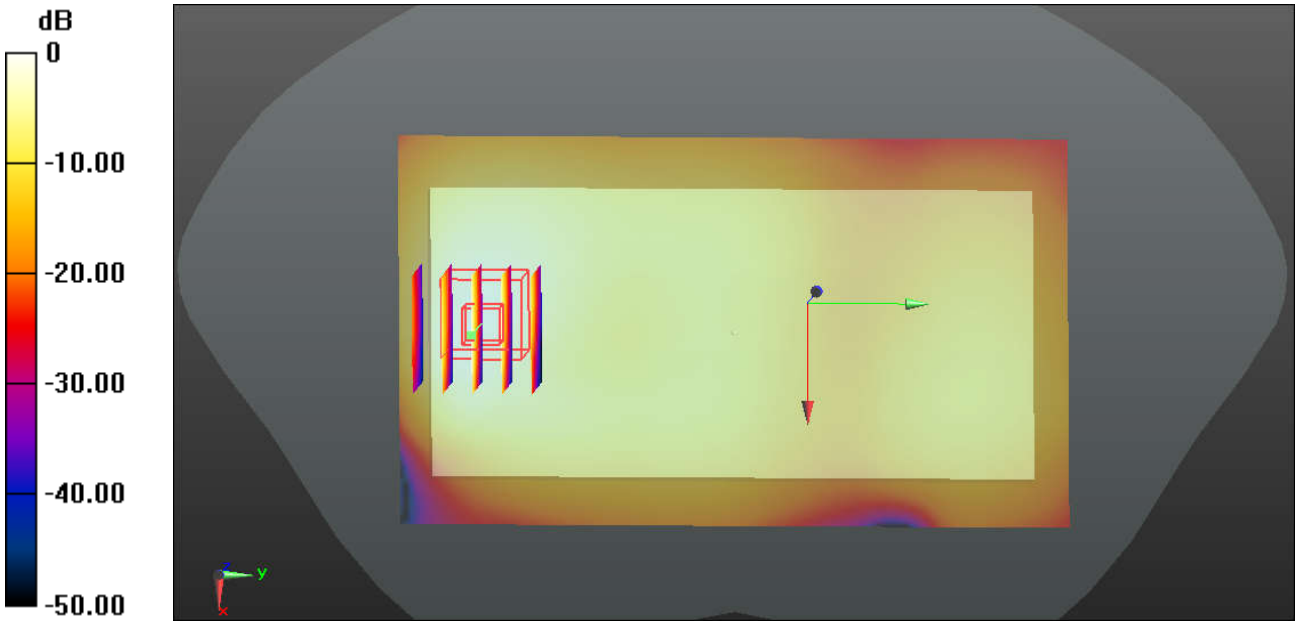

0 dB = 0.299 W/kg

16_WCDMA V_RMC 12.2Kbps_Back_10mm_Ch4132

Communication System: UID 0, WCDMA (0); Frequency: 826.4 MHz;Duty Cycle: 1:1
Medium: HSL_835_200116 Medium parameters used: f = 826.5 MHz; σ = 0.921 S/m; ε_r = 41.889; ρ = 1000 kg/m^3
Ambient Temperature：23.4 ℃； Liquid Temperature：22.5 ℃

DASY5 Configuration:
- Probe: EX3DV4 - SN3819; ConvF(9.57, 9.57, 9.57); Calibrated: 2019.03.01
- Sensor-Surface: 2mm (Mechanical Surface Detection)
- Electronics: DAE4 Sn715; Calibrated: 2019.01.23
- Phantom: SAM with CRP v4.0(Front); Type: QD000P40CC; Serial: TP:1575
- Measurement SW: DASY52, Version 52.8 (8); SEMCAD X Version 14.6.10 (7331)

Ch4132/Area Scan (71x121x1): Interpolated grid: dx=15mm, dy=15mm
Maximum value of SAR (interpolated) = 0.404 W/kg

Ch4132/Zoom Scan (5x5x7)/Cube 0: Measurement grid: dx=8mm, dy=8mm, dz=5mm
Reference Value = 4.207 V/m; Power Drift = -0.05 dB
Peak SAR (extrapolated) = 0.485 W/kg
SAR(1 g) = 0.282 W/kg; SAR(10 g) = 0.170 W/kg
Maximum value of SAR (measured) = 0.381 W/kg

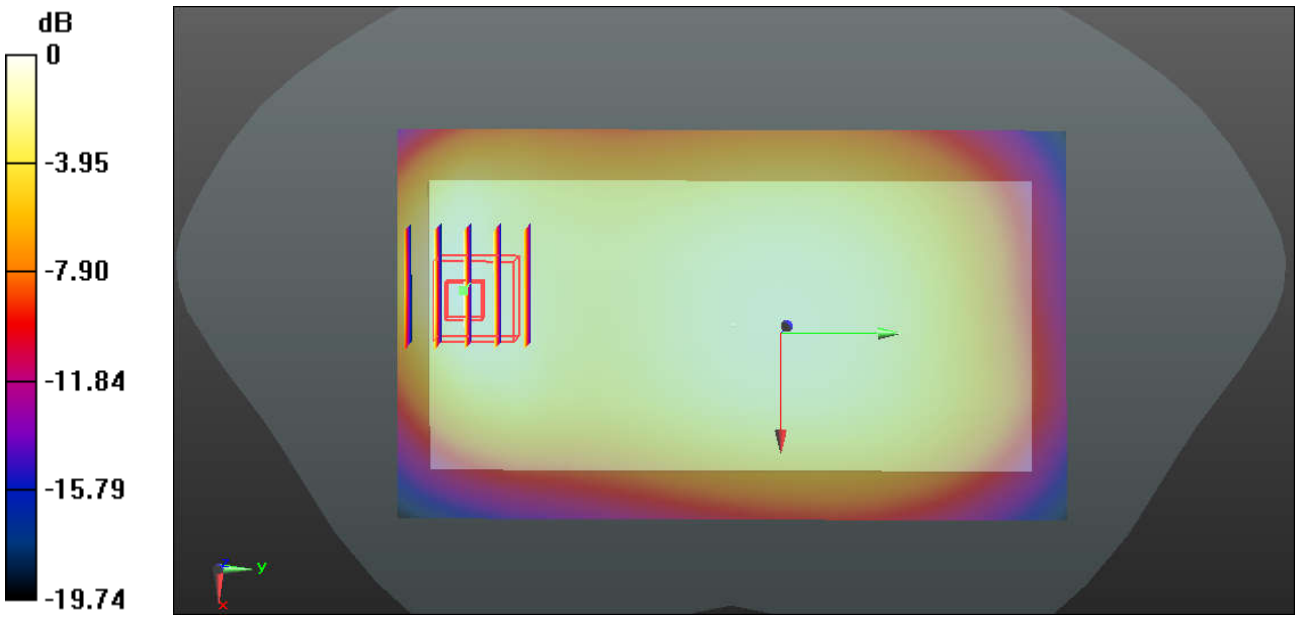

0 dB = 0.404 W/kg

17_WCDMAIV_RMC 12.2Kbps_Top Side_10mm_Ch1312

Communication System: UID 0, WCDMA (0); Frequency: 1712.4 MHz;Duty Cycle: 1:1
Medium: HSL_1750_200118 Medium parameters used: f = 1712.4 MHz; σ = 1.347 S/m; ε_r = 39.9; ρ = 1000 kg/m^3
Ambient Temperature：23.6 ℃; Liquid Temperature：22.4 ℃

DASY5 Configuration:
- Probe: EX3DV4 - SN3819; ConvF(8.54, 8.54, 8.54); Calibrated: 2019.03.01
- Sensor-Surface: 2mm (Mechanical Surface Detection)
- Electronics: DAE4 Sn715; Calibrated: 2019.01.23
- Phantom: SAM with CRP v4.0(Front); Type: QD000P40CC; Serial: TP:1575
- Measurement SW: DASY52, Version 52.8 (8); SEMCAD X Version 14.6.10 (7331)

Ch1312/Area Scan (31x81x1): Interpolated grid: dx=15mm, dy=15mm
Maximum value of SAR (interpolated) = 0.238 W/kg

Ch1312/Zoom Scan (5x5x7)/Cube 0: Measurement grid: dx=8mm, dy=8mm, dz=5mm
Reference Value = 2.307 V/m; Power Drift = 0.08 dB
Peak SAR (extrapolated) = 0.300 W/kg
SAR(1 g) = 0.173 W/kg; SAR(10 g) = 0.096 W/kg
Maximum value of SAR (measured) = 0.242 W/kg

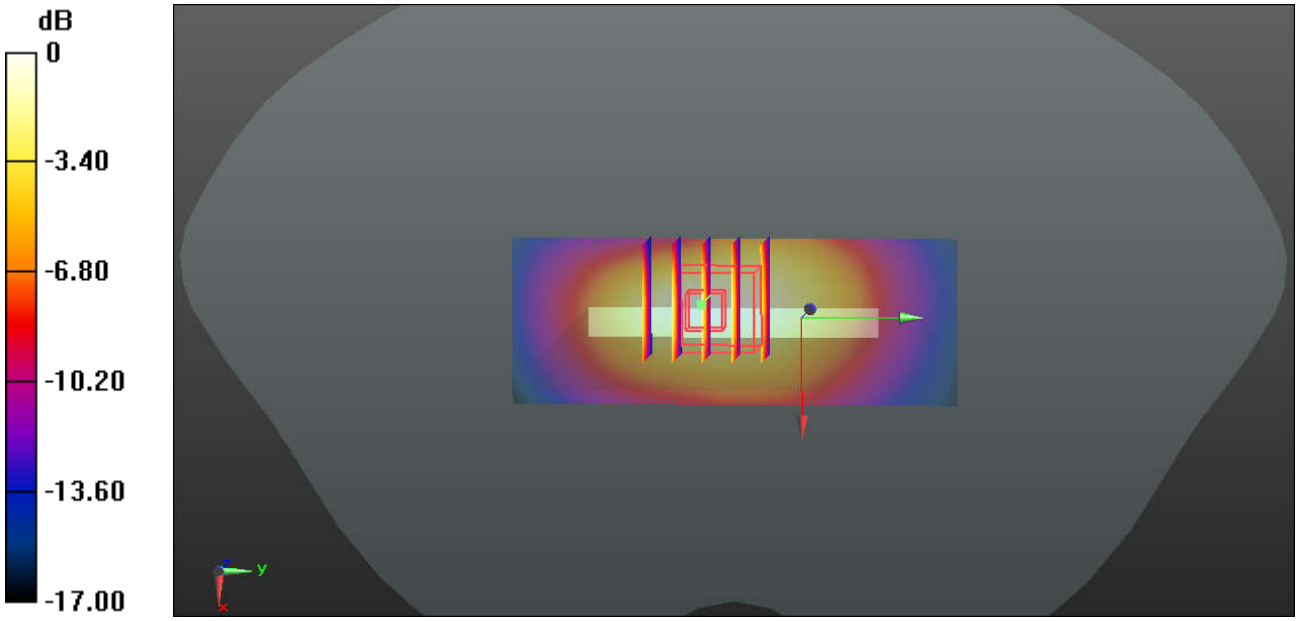

0 dB = 0.238 W/kg

18_WCDMAII_RMC 12.2Kbps_Top Side_10mm_Ch9400

Communication System: UID 0, WCDMA (0); Frequency: 1880 MHz;Duty Cycle: 1:1
Medium: HSL_1900_200120 Medium parameters used: f = 1880 MHz; σ = 1.398 S/m; ε_r = 41.191; ρ = 1000 kg/m^3
Ambient Temperature：23.4 ℃； Liquid Temperature：22.4 ℃

DASY5 Configuration:
- Probe: EX3DV4 - SN3819; ConvF(8.27, 8.27, 8.27); Calibrated: 2019.03.01
- Sensor-Surface: 2mm (Mechanical Surface Detection)
- Electronics: DAE4 Sn715; Calibrated: 2019.01.23
- Phantom: SAM with CRP v4.0(Front); Type: QD000P40CC; Serial: TP:1575
- Measurement SW: DASY52, Version 52.8 (8); SEMCAD X Version 14.6.10 (7331)

Ch9400/Area Scan (31x81x1): Interpolated grid: dx=15mm, dy=15mm
Maximum value of SAR (interpolated) = 0.298 W/kg

Ch9400/Zoom Scan (5x5x7)/Cube 0: Measurement grid: dx=8mm, dy=8mm, dz=5mm
Reference Value = 3.723 V/m; Power Drift = 0.01 dB
Peak SAR (extrapolated) = 0.394 W/kg
SAR(1 g) = 0.209 W/kg; SAR(10 g) = 0.105 W/kg
Maximum value of SAR (measured) = 0.310 W/kg

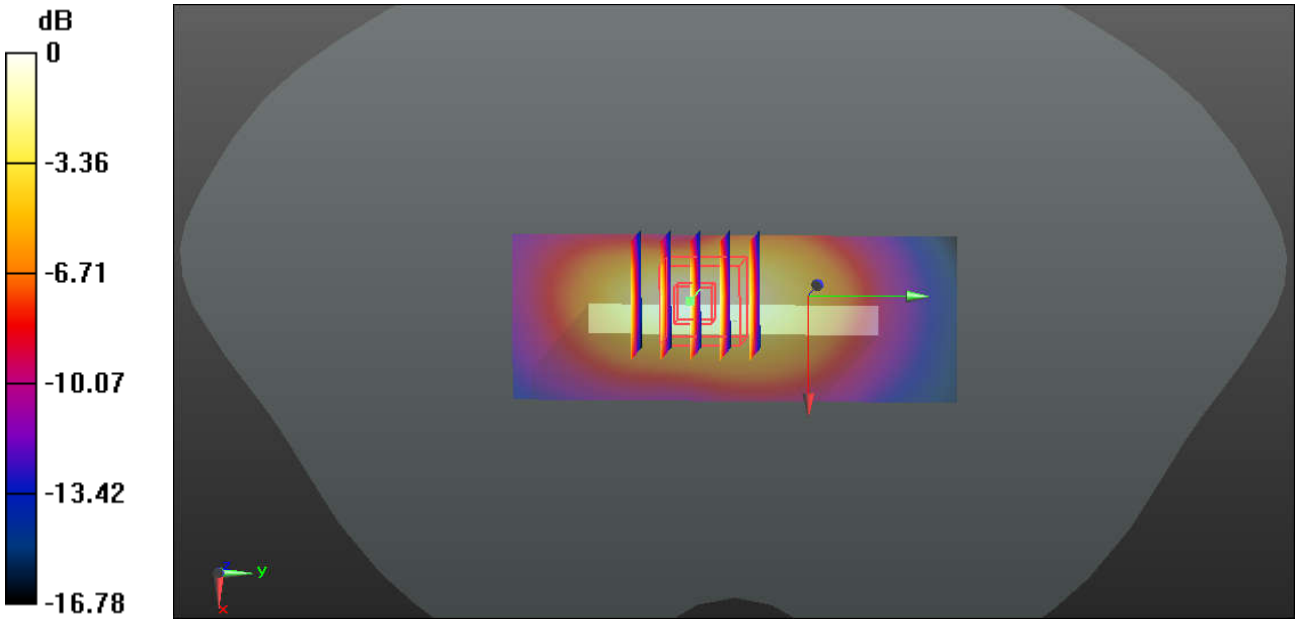

0 dB = 0.298 W/kg

19_LTE Band 5_10M_QPSK_1RB_25Offset_Back_10mm_Ch20525

Communication System: UID 0, LTE (0); Frequency: 836.5 MHz;Duty Cycle: 1:1
Medium: HSL_835_200116 Medium parameters used: f = 836.5 MHz; σ = 0.93 S/m; ε_r = 41.777; ρ = 1000 kg/m^3
Ambient Temperature：23.4 ℃； Liquid Temperature：22.5 ℃

DASY5 Configuration:
- Probe: EX3DV4 - SN3819; ConvF(9.57, 9.57, 9.57); Calibrated: 2019.03.01
- Sensor-Surface: 2mm (Mechanical Surface Detection)
- Electronics: DAE4 Sn715; Calibrated: 2019.01.23
- Phantom: SAM with CRP v4.0(Front); Type: QD000P40CC; Serial: TP:1575
- Measurement SW: DASY52, Version 52.8 (8); SEMCAD X Version 14.6.10 (7331)

Ch20525/Area Scan (71x121x1): Interpolated grid: dx=15mm, dy=15mm
Maximum value of SAR (interpolated) = 0.295 W/kg

Ch20525/Zoom Scan (5x5x7)/Cube 0: Measurement grid: dx=8mm, dy=8mm, dz=5mm
Reference Value = 4.573 V/m; Power Drift = 0.01 dB
Peak SAR (extrapolated) = 0.459 W/kg
SAR(1 g) = 0.271 W/kg; SAR(10 g) = 0.163 W/kg
Maximum value of SAR (measured) = 0.327 W/kg

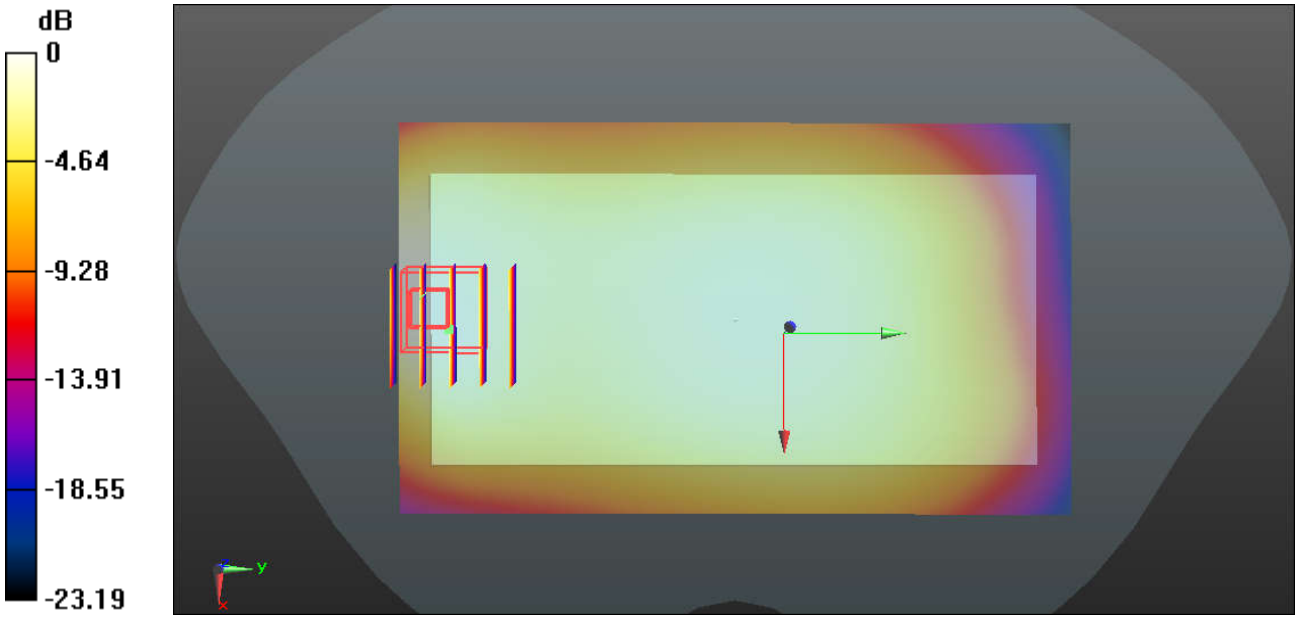

0 dB = 0.295 W/kg

20_LTE Band 4_20M_QPSK_1RB_49Offset_Bottom Side_10mm_Ch20175

Communication System: UID 0, LTE (0); Frequency: 1732.5 MHz;Duty Cycle: 1:1
Medium: HSL_1750_200118 Medium parameters used: f = 1732.5 MHz; σ = 1.369 S/m; ε_r = 39.945; ρ = 1000 kg/m^3
Ambient Temperature：23.6 ℃; Liquid Temperature：22.4 ℃

DASY5 Configuration:
- Probe: EX3DV4 - SN3819; ConvF(8.54, 8.54, 8.54); Calibrated: 2019.03.01
- Sensor-Surface: 2mm (Mechanical Surface Detection)
- Electronics: DAE4 Sn715; Calibrated: 2019.01.23
- Phantom: SAM with CRP v4.0(Front); Type: QD000P40CC; Serial: TP:1575
- Measurement SW: DASY52, Version 52.8 (8); SEMCAD X Version 14.6.10 (7331)

Ch20175/Area Scan (31x81x1): Interpolated grid: dx=15mm, dy=15mm
Maximum value of SAR (interpolated) = 0.392 W/kg

Ch20175/Zoom Scan (5x5x7)/Cube 0: Measurement grid: dx=8mm, dy=8mm, dz=5mm
Reference Value = 1.825 V/m; Power Drift = -0.01 dB
Peak SAR (extrapolated) = 0.460 W/kg
SAR(1 g) = 0.255 W/kg; SAR(10 g) = 0.128 W/kg
Maximum value of SAR (measured) = 0.352 W/kg

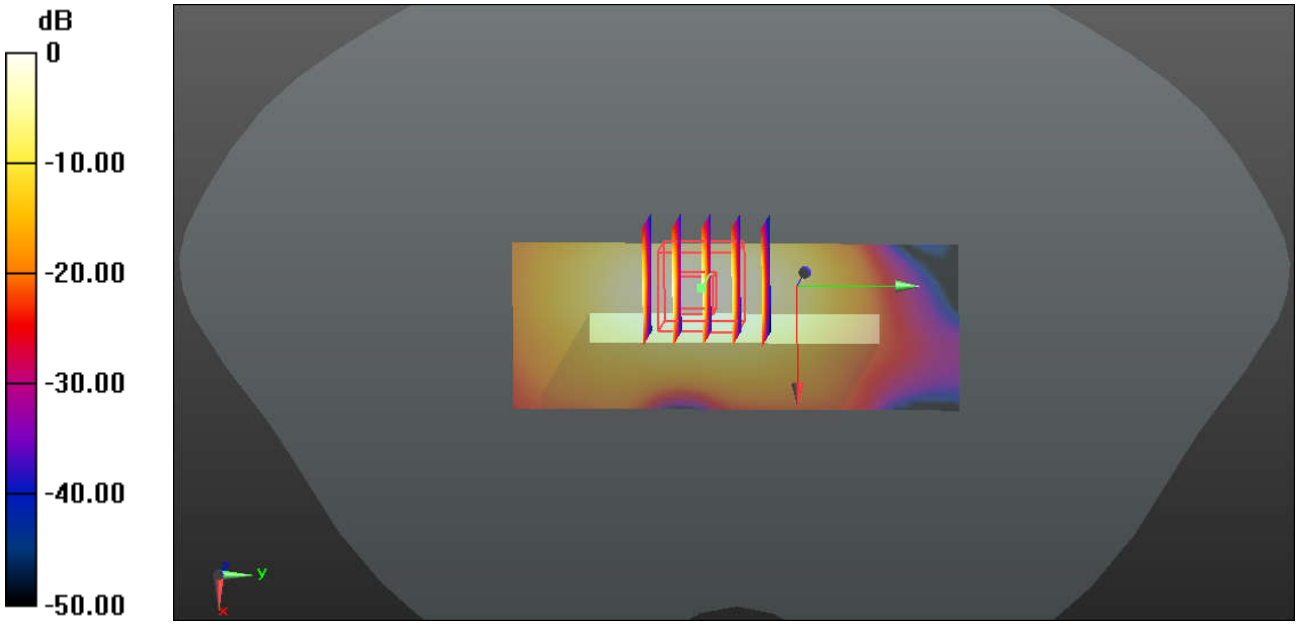

0 dB = 0.392 W/kg

21_LTE Band 2_20M_QPSK_1RB_49Offset_Back_10mm_Ch18900

Communication System: UID 0, LTE (0); Frequency: 1880 MHz;Duty Cycle: 1:1
Medium: HSL_1900_200120 Medium parameters used: f = 1880 MHz; σ = 1.398 S/m; ε_r = 41.191; ρ = 1000 kg/m^3
Ambient Temperature：23.4 ℃； Liquid Temperature：22.4 ℃

DASY5 Configuration:
- Probe: EX3DV4 - SN3819; ConvF(8.27, 8.27, 8.27); Calibrated: 2019.03.01
- Sensor-Surface: 2mm (Mechanical Surface Detection)
- Electronics: DAE4 Sn715; Calibrated: 2019.01.23
- Phantom: SAM with CRP v4.0(Front); Type: QD000P40CC; Serial: TP:1575
- Measurement SW: DASY52, Version 52.8 (8); SEMCAD X Version 14.6.10 (7331)

Ch18900/Area Scan (71x121x1): Interpolated grid: dx=15mm, dy=15mm
Maximum value of SAR (interpolated) = 0.438 W/kg

Ch18900/Zoom Scan (5x5x7)/Cube 0: Measurement grid: dx=8mm, dy=8mm, dz=5mm
Reference Value = 1.993 V/m; Power Drift = -0.11 dB
Peak SAR (extrapolated) = 0.574 W/kg
SAR(1 g) = 0.297 W/kg; SAR(10 g) = 0.148 W/kg
Maximum value of SAR (measured) = 0.429 W/kg

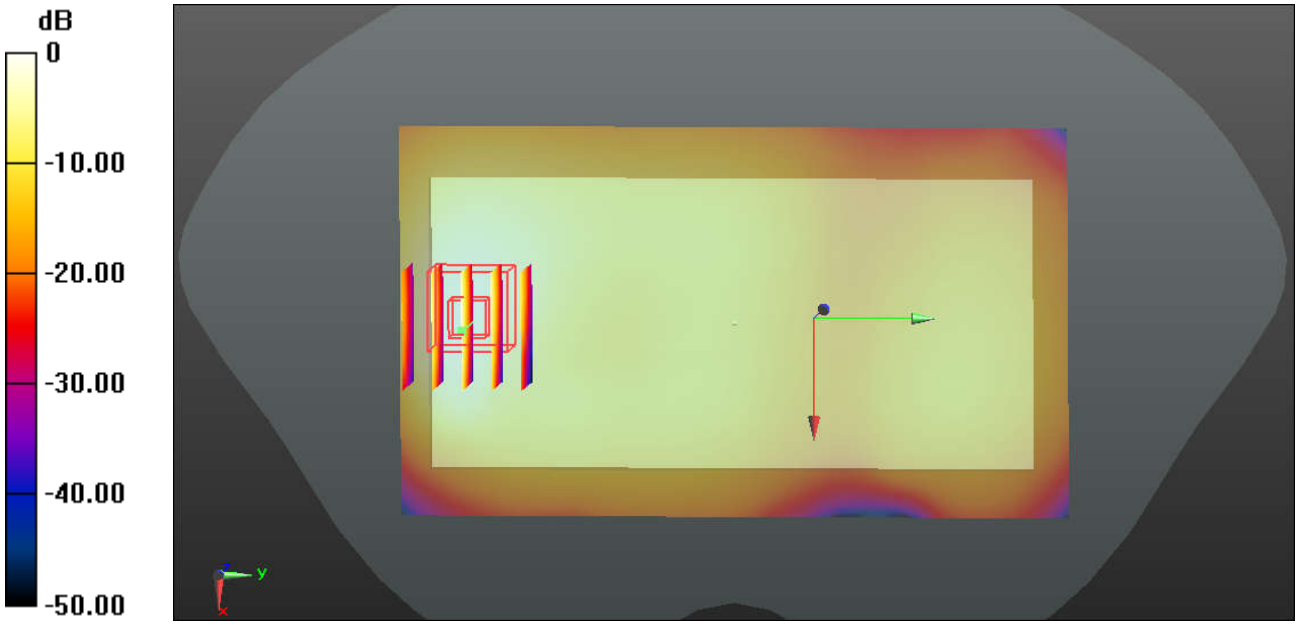

0 dB = 0.438 W/kg

22_LTE Band 7_20M_QPSK_1RB_49Offset_Top Side_10mm_Ch21100

Communication System: UID 0, LTE (0); Frequency: 2535 MHz;Duty Cycle: 1:1
Medium: HSL_2600_200119 Medium parameters used: f = 2535 MHz; σ = 1.976 S/m; ε_r = 38.622; ρ = 1000 kg/m^3
Ambient Temperature：23.5 ℃; Liquid Temperature：22.4 ℃

DASY5 Configuration:
- Probe: EX3DV4 - SN3819; ConvF(7.06, 7.06, 7.06); Calibrated: 2019.03.01
- Sensor-Surface: 2mm (Mechanical Surface Detection)
- Electronics: DAE4 Sn715; Calibrated: 2019.01.23
- Phantom: SAM with CRP v4.0(Front); Type: QD000P40CC; Serial: TP:1575
- Measurement SW: DASY52, Version 52.8 (8); SEMCAD X Version 14.6.10 (7331)

Ch21100/Area Scan (31x91x1): Interpolated grid: dx=12mm, dy=12mm
Maximum value of SAR (interpolated) = 1.10 W/kg

Ch21100/Zoom Scan (7x7x7)/Cube 0: Measurement grid: dx=5mm, dy=5mm, dz=5mm
Reference Value = 3.740 V/m; Power Drift = 0.17 dB
Peak SAR (extrapolated) = 1.60 W/kg
SAR(1 g) = 0.679 W/kg; SAR(10 g) = 0.278 W/kg
Maximum value of SAR (measured) = 1.11 W/kg

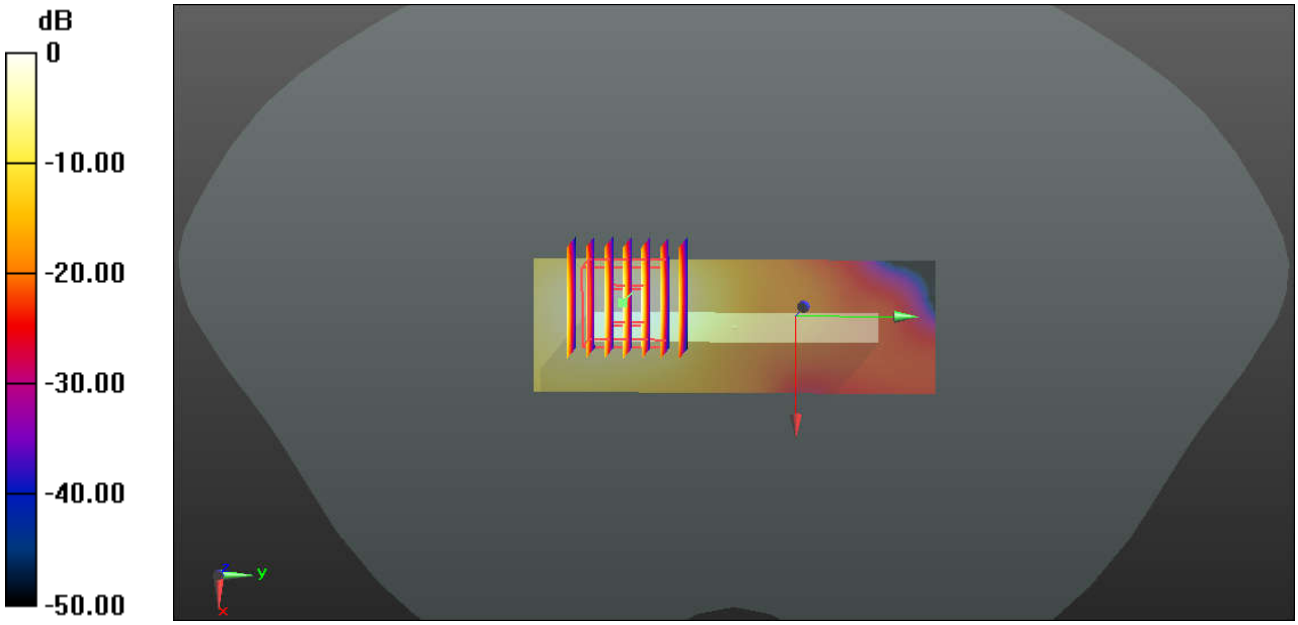

0 dB = 1.10 W/kg

23_LTE Band 38_20M_QPSK_1RB_49Offset_Bottom Side_10mm_Ch38000

Communication System: UID 0, LTE (0); Frequency: 2595 MHz;Duty Cycle: 1:1.59
Medium: HSL_2600_200119 Medium parameters used: f = 2595 MHz; σ = 2.043 S/m; ε_r = 38.375; ρ = 1000 kg/m^3
Ambient Temperature：23.5 ℃； Liquid Temperature：22.4 ℃

DASY5 Configuration:
- Probe: EX3DV4 - SN3819; ConvF(7.06, 7.06, 7.06); Calibrated: 2019.03.01
- Sensor-Surface: 2mm (Mechanical Surface Detection)
- Electronics: DAE4 Sn715; Calibrated: 2019.01.23
- Phantom: SAM with CRP v4.0(Front); Type: QD000P40CC; Serial: TP:1575
- Measurement SW: DASY52, Version 52.8 (8); SEMCAD X Version 14.6.10 (7331)

Ch38000/Area Scan (31x91x1): Interpolated grid: dx=12mm, dy=12mm
Maximum value of SAR (interpolated) = 0.585 W/kg

Ch38000/Zoom Scan (7x7x7)/Cube 0: Measurement grid: dx=5mm, dy=5mm, dz=5mm
Reference Value = 10.39 V/m; Power Drift = -0.01 dB
Peak SAR (extrapolated) = 0.797 W/kg
SAR(1 g) = 0.362 W/kg; SAR(10 g) = 0.153 W/kg
Maximum value of SAR (measured) = 0.576 W/kg

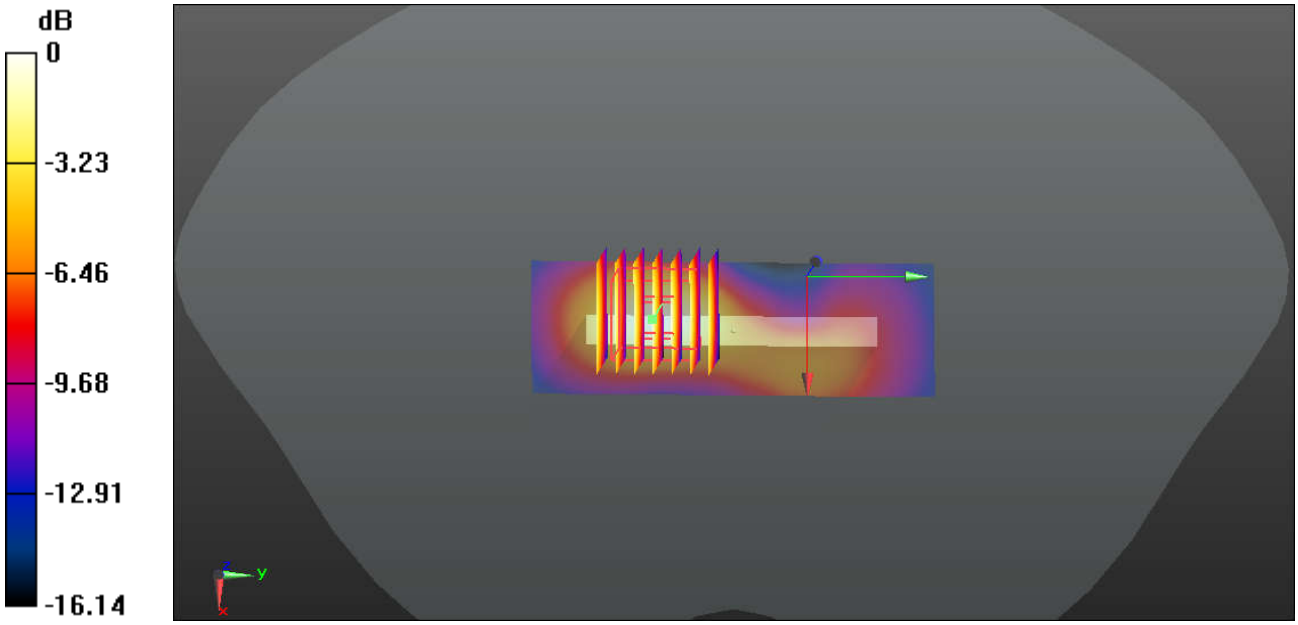

0 dB = 0.585 W/kg

24_LTE Band 41_20M_QPSK_1RB_49Offset_Bottom Side_10mm_Ch40400

Communication System: UID 0, LTE (0); Frequency: 2571 MHz;Duty Cycle: 1:1.59
Medium: HSL_2600_200119 Medium parameters used: f = 2571 MHz; σ = 2.016 S/m; ε_r = 38.515; ρ = 1000 kg/m^3
Ambient Temperature：23.5 ℃； Liquid Temperature：22.4 ℃

DASY5 Configuration:
- Probe: EX3DV4 - SN3819; ConvF(7.06, 7.06, 7.06); Calibrated: 2019.03.01
- Sensor-Surface: 2mm (Mechanical Surface Detection)
- Electronics: DAE4 Sn715; Calibrated: 2019.01.23
- Phantom: SAM with CRP v4.0(Front); Type: QD000P40CC; Serial: TP:1575
- Measurement SW: DASY52, Version 52.8 (8); SEMCAD X Version 14.6.10 (7331)

Ch40400/Area Scan (31x91x1): Interpolated grid: dx=12mm, dy=12mm
Maximum value of SAR (interpolated) = 0.616 W/kg

Ch40400/Zoom Scan (7x7x7)/Cube 0: Measurement grid: dx=5mm, dy=5mm, dz=5mm
Reference Value = 11.77 V/m; Power Drift = -0.14 dB
Peak SAR (extrapolated) = 0.827 W/kg
SAR(1 g) = 0.379 W/kg; SAR(10 g) = 0.164 W/kg
Maximum value of SAR (measured) = 0.597 W/kg

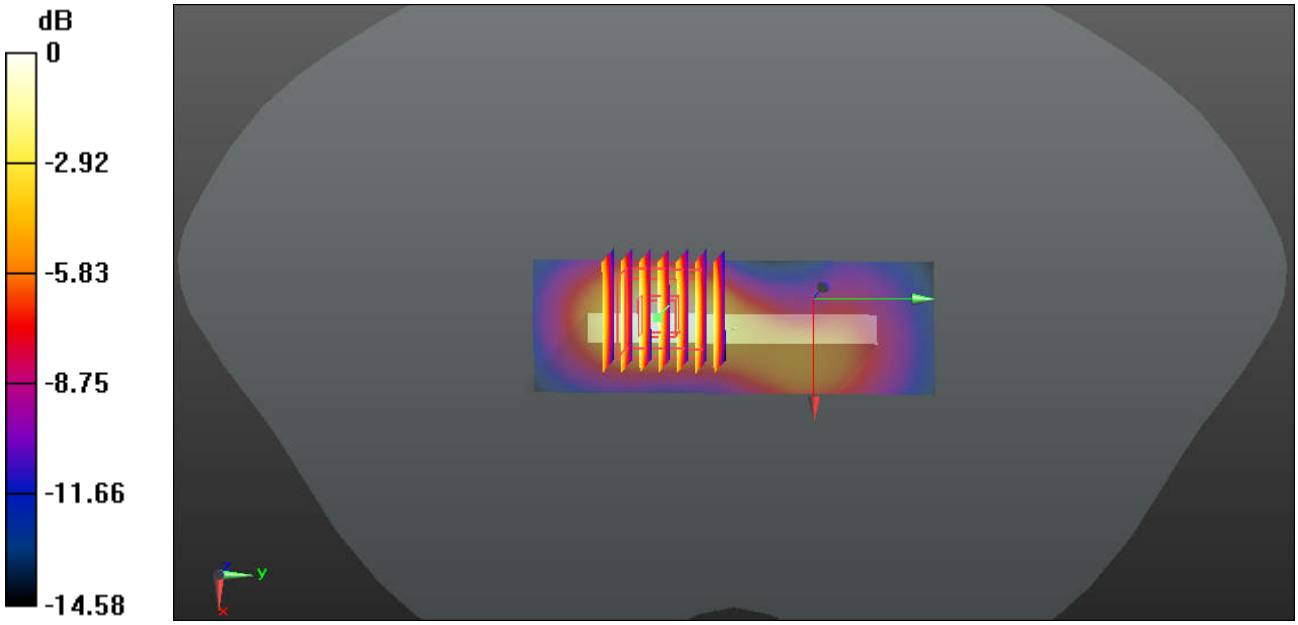

0 dB = 0.616 W/kg

25_WLAN2.4G_802.11b 1Mbps_Top Side_10mm_Ch11

Communication System: UID 0, WIFI (0); Frequency: 2462 MHz;Duty Cycle: 1:1.007
Medium: HSL_2450_200117 Medium parameters used: f = 2462 MHz; σ = 1.842 S/m; ε_r = 40.039; ρ = 1000 kg/m^3
Ambient Temperature：23.5 ℃； Liquid Temperature：22.6 ℃

DASY5 Configuration:
- Probe: EX3DV4 - SN3819; ConvF(7.21, 7.21, 7.21); Calibrated: 2019.03.01
- Sensor-Surface: 2mm (Mechanical Surface Detection)
- Electronics: DAE4 Sn715; Calibrated: 2019.01.23
- Phantom: SAM with CRP v4.0(Front); Type: QD000P40CC; Serial: TP:1575
- Measurement SW: DASY52, Version 52.8 (8); SEMCAD X Version 14.6.10 (7331)

Ch11/Area Scan (41x81x1): Interpolated grid: dx=12mm, dy=12mm
Maximum value of SAR (interpolated) = 0.722 W/kg

Ch11/Zoom Scan (7x7x7)/Cube 0: Measurement grid: dx=5mm, dy=5mm, dz=5mm
Reference Value = 18.92 V/m; Power Drift = 0.08 dB
Peak SAR (extrapolated) = 1.03 W/kg
SAR(1 g) = 0.474 W/kg; SAR(10 g) = 0.234 W/kg
Maximum value of SAR (measured) = 0.716 W/kg

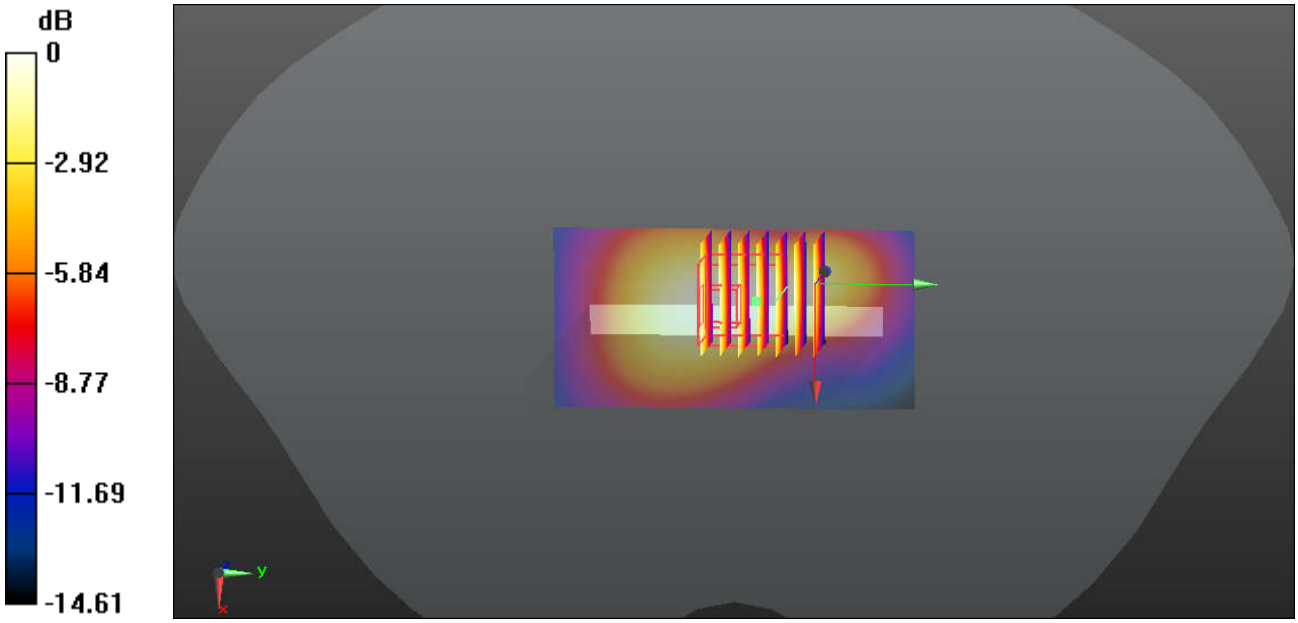

0 dB = 0.722 W/kg

26_Bluetooth_DH5 1Mbps_Top Side_10mm_Ch39

Communication System: UID 0, BT (0); Frequency: 2441 MHz;Duty Cycle: 1:1.301
Medium: HSL_2450_200117 Medium parameters used: f = 2441 MHz; σ = 1.819 S/m; ε_r = 40.112; ρ = 1000 kg/m^3
Ambient Temperature：23.5 ℃; Liquid Temperature：22.6 ℃

DASY5 Configuration:
- Probe: EX3DV4 - SN3819; ConvF(7.21, 7.21, 7.21); Calibrated: 2019.03.01
- Sensor-Surface: 2mm (Mechanical Surface Detection)
- Electronics: DAE4 Sn715; Calibrated: 2019.01.23
- Phantom: SAM with CRP v4.0(Front); Type: QD000P40CC; Serial: TP:1575
- Measurement SW: DASY52, Version 52.8 (8); SEMCAD X Version 14.6.10 (7331)

Ch39/Area Scan (41x81x1): Interpolated grid: dx=12mm, dy=12mm
Maximum value of SAR (interpolated) = 0.0340 W/kg

Ch39/Zoom Scan (7x7x7)/Cube 0: Measurement grid: dx=5mm, dy=5mm, dz=5mm
Reference Value = 4.088 V/m; Power Drift = 0.09 dB
Peak SAR (extrapolated) = 0.0490 W/kg
SAR(1 g) = 0.021 W/kg; SAR(10 g) = 0.00867 W/kg
Maximum value of SAR (measured) = 0.0348 W/kg

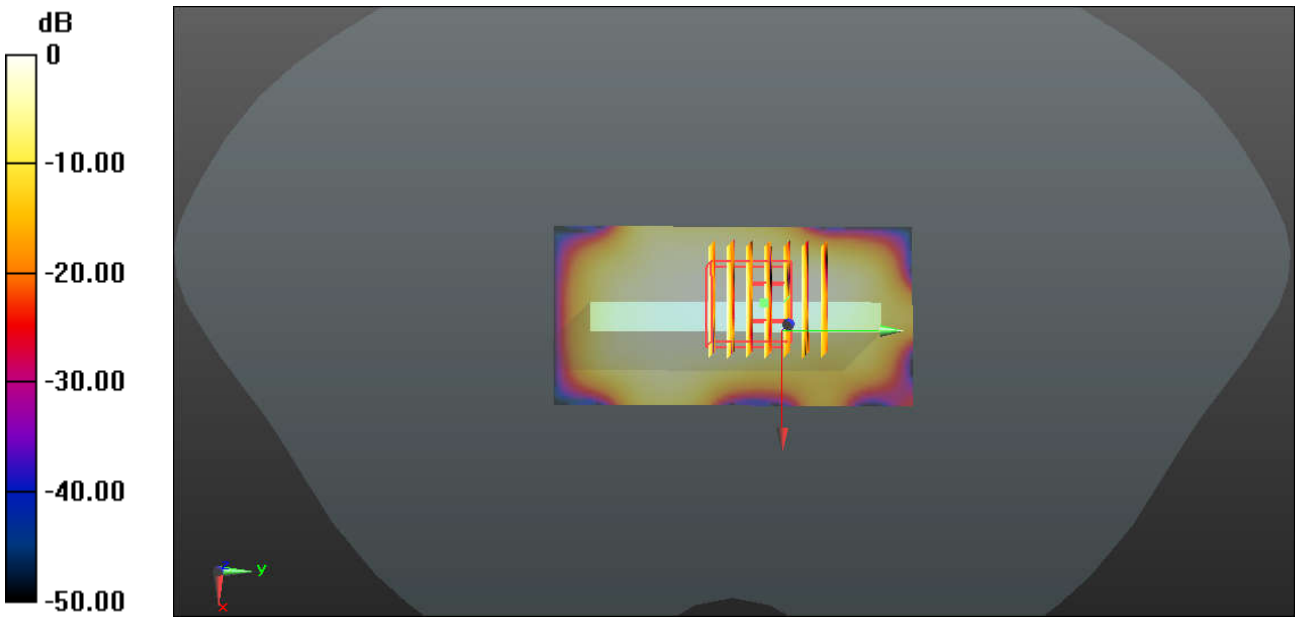

0 dB = 0.0340 W/kg

27_GSM850_GPRS 4TX slots_Back_10mm_Ch189

Communication System: UID 0, GPRS (0); Frequency: 836.4 MHz;Duty Cycle: 1:2.08
Medium: HSL_835_200116 Medium parameters used: f = 836.5 MHz; σ = 0.93 S/m; ε_r = 41.777; ρ = 1000 kg/m^3
Ambient Temperature：23.4 ℃； Liquid Temperature：22.5 ℃

DASY5 Configuration:
- Probe: EX3DV4 - SN3819; ConvF(9.57, 9.57, 9.57); Calibrated: 2019.03.01
- Sensor-Surface: 2mm (Mechanical Surface Detection)
- Electronics: DAE4 Sn715; Calibrated: 2019.01.23
- Phantom: SAM with CRP v4.0(Front); Type: QD000P40CC; Serial: TP:1575
- Measurement SW: DASY52, Version 52.8 (8); SEMCAD X Version 14.6.10 (7331)

Ch189/Area Scan (71x121x1): Interpolated grid: dx=15mm, dy=15mm
Maximum value of SAR (interpolated) = 0.365 W/kg

Ch189/Zoom Scan (5x5x7)/Cube 0: Measurement grid: dx=8mm, dy=8mm, dz=5mm
Reference Value = 4.030 V/m; Power Drift = -0.01 dB
Peak SAR (extrapolated) = 0.446 W/kg
SAR(1 g) = 0.256 W/kg; SAR(10 g) = 0.153 W/kg
Maximum value of SAR (measured) = 0.350 W/kg

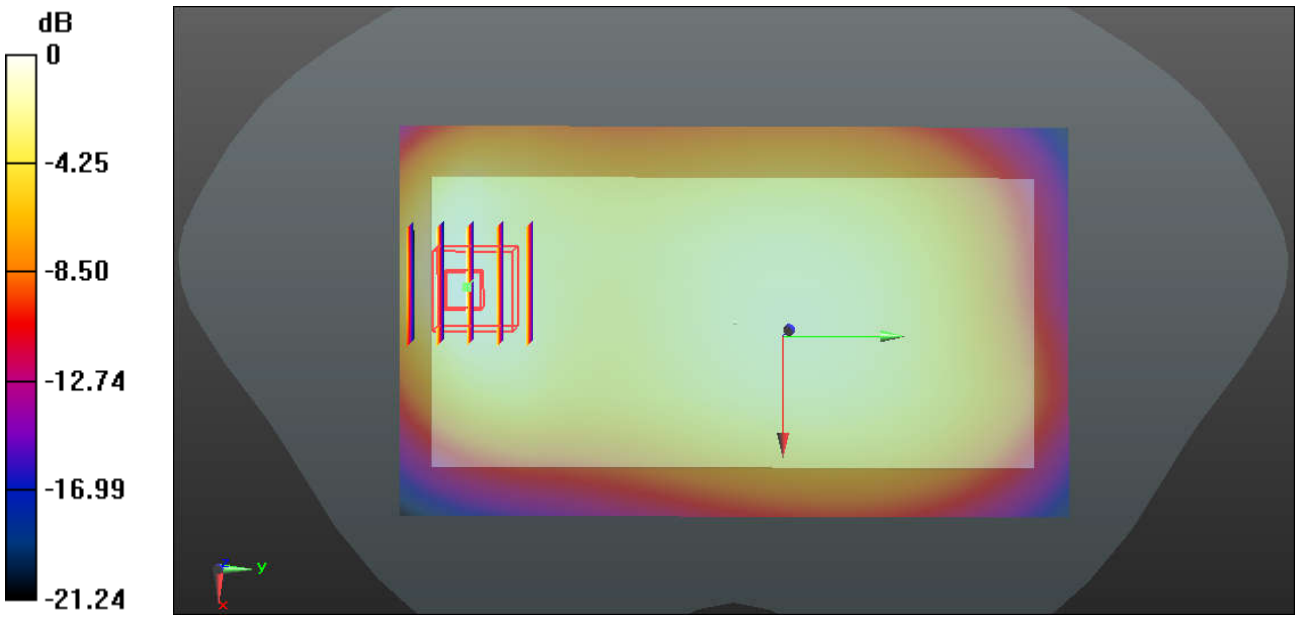

0 dB = 0.365 W/kg

28_GSM1900_GPRS 4TX slots_Back_10mm_Ch512

Communication System: UID 0, GPRS (0); Frequency: 1850.2 MHz;Duty Cycle: 1:2.08
Medium: HSL_1900_200120 Medium parameters used: f = 1850.2 MHz; σ = 1.365 S/m; ε_r = 41.306; ρ = 1000 kg/m^3
Ambient Temperature：23.4 ℃； Liquid Temperature：22.4 ℃

DASY5 Configuration:
- Probe: EX3DV4 - SN3819; ConvF(8.27, 8.27, 8.27); Calibrated: 2019.03.01
- Sensor-Surface: 2mm (Mechanical Surface Detection)
- Electronics: DAE4 Sn715; Calibrated: 2019.01.23
- Phantom: SAM with CRP v4.0(Front); Type: QD000P40CC; Serial: TP:1575
- Measurement SW: DASY52, Version 52.8 (8); SEMCAD X Version 14.6.10 (7331)

Ch512/Area Scan (71x121x1): Interpolated grid: dx=15mm, dy=15mm
Maximum value of SAR (interpolated) = 0.299 W/kg

Ch512/Zoom Scan (5x5x7)/Cube 0: Measurement grid: dx=8mm, dy=8mm, dz=5mm
Reference Value = 1.528 V/m; Power Drift = -0.11 dB
Peak SAR (extrapolated) = 0.431 W/kg
SAR(1 g) = 0.221 W/kg; SAR(10 g) = 0.109 W/kg
Maximum value of SAR (measured) = 0.316 W/kg

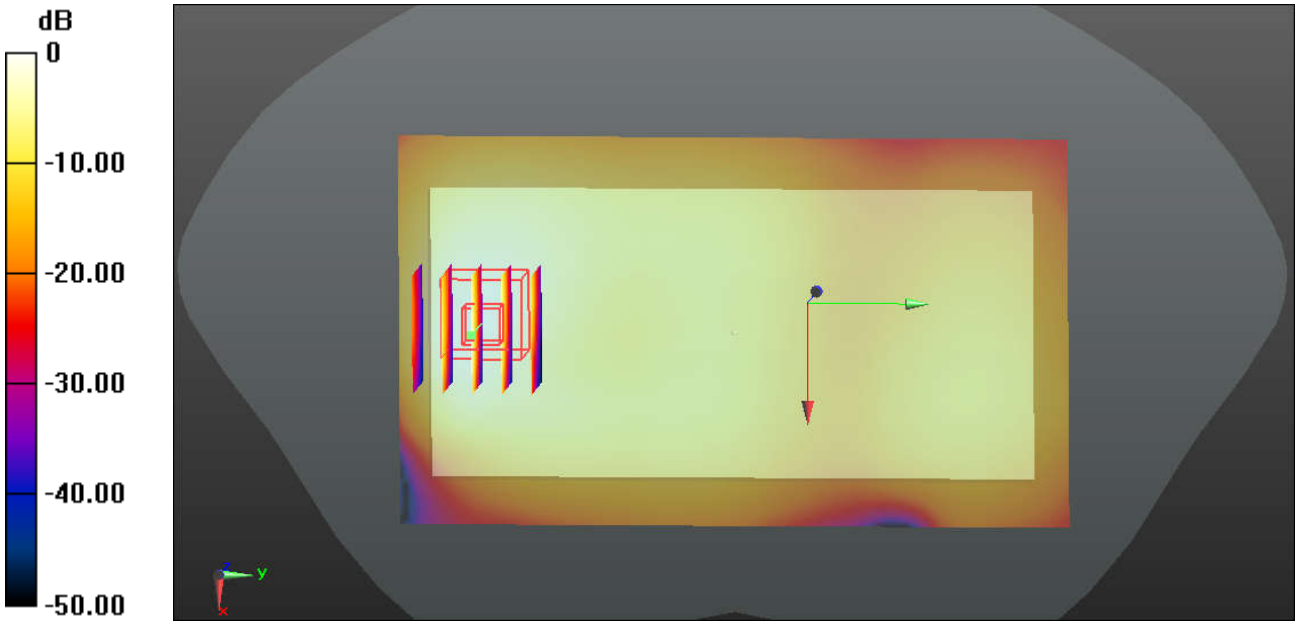

0 dB = 0.299 W/kg

29_WCDMA V_RMC 12.2Kbps_Back_10mm_Ch4132

Communication System: UID 0, WCDMA (0); Frequency: 826.4 MHz;Duty Cycle: 1:1
Medium: HSL_835_200116 Medium parameters used: f = 826.5 MHz; σ = 0.921 S/m; ε_r = 41.889; ρ = 1000 kg/m^3
Ambient Temperature：23.4 ℃; Liquid Temperature：22.5 ℃

DASY5 Configuration:
- Probe: EX3DV4 - SN3819; ConvF(9.57, 9.57, 9.57); Calibrated: 2019.03.01
- Sensor-Surface: 2mm (Mechanical Surface Detection)
- Electronics: DAE4 Sn715; Calibrated: 2019.01.23
- Phantom: SAM with CRP v4.0(Front); Type: QD000P40CC; Serial: TP:1575
- Measurement SW: DASY52, Version 52.8 (8); SEMCAD X Version 14.6.10 (7331)

Ch4132/Area Scan (71x121x1): Interpolated grid: dx=15mm, dy=15mm
Maximum value of SAR (interpolated) = 0.404 W/kg

Ch4132/Zoom Scan (5x5x7)/Cube 0: Measurement grid: dx=8mm, dy=8mm, dz=5mm
Reference Value = 4.207 V/m; Power Drift = -0.05 dB
Peak SAR (extrapolated) = 0.485 W/kg
SAR(1 g) = 0.282 W/kg; SAR(10 g) = 0.170 W/kg
Maximum value of SAR (measured) = 0.381 W/kg

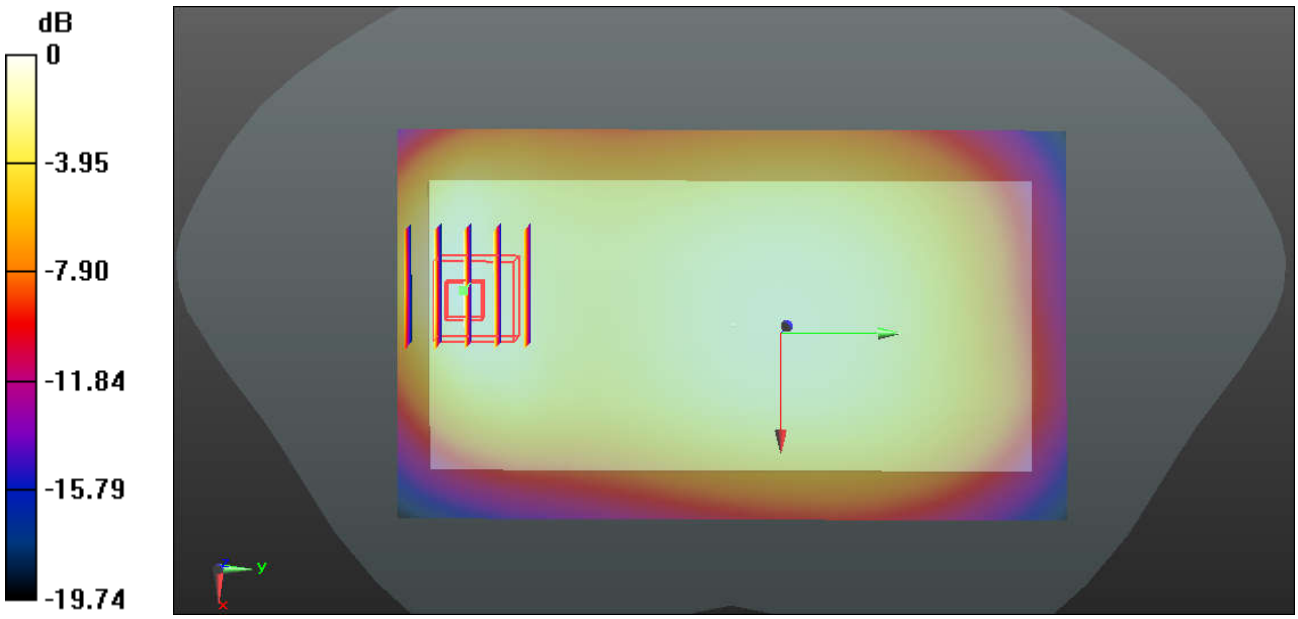

0 dB = 0.404 W/kg

30_WCDMAIV_RMC 12.2Kbps_Back_10mm_Ch1312

Communication System: UID 0, WCDMA (0); Frequency: 1712.4 MHz;Duty Cycle: 1:1
Medium: HSL_1750_200118 Medium parameters used: f = 1712.4 MHz; σ = 1.347 S/m; ε_r = 39.9; ρ = 1000 kg/m^3
Ambient Temperature：23.6 ℃; Liquid Temperature：22.4 ℃

DASY5 Configuration:
- Probe: EX3DV4 - SN3819; ConvF(8.54, 8.54, 8.54); Calibrated: 2019.03.01
- Sensor-Surface: 2mm (Mechanical Surface Detection)
- Electronics: DAE4 Sn715; Calibrated: 2019.01.23
- Phantom: SAM with CRP v4.0(Front); Type: QD000P40CC; Serial: TP:1575
- Measurement SW: DASY52, Version 52.8 (8); SEMCAD X Version 14.6.10 (7331)

Ch1312/Area Scan (71x121x1): Interpolated grid: dx=15mm, dy=15mm
Maximum value of SAR (interpolated) = 0.203 W/kg

Ch1312/Zoom Scan (5x5x7)/Cube 0: Measurement grid: dx=8mm, dy=8mm, dz=5mm
Reference Value = 0.4480 V/m; Power Drift = 0.12 dB
Peak SAR (extrapolated) = 0.252 W/kg
SAR(1 g) = 0.137 W/kg; SAR(10 g) = 0.076 W/kg
Maximum value of SAR (measured) = 0.191 W/kg

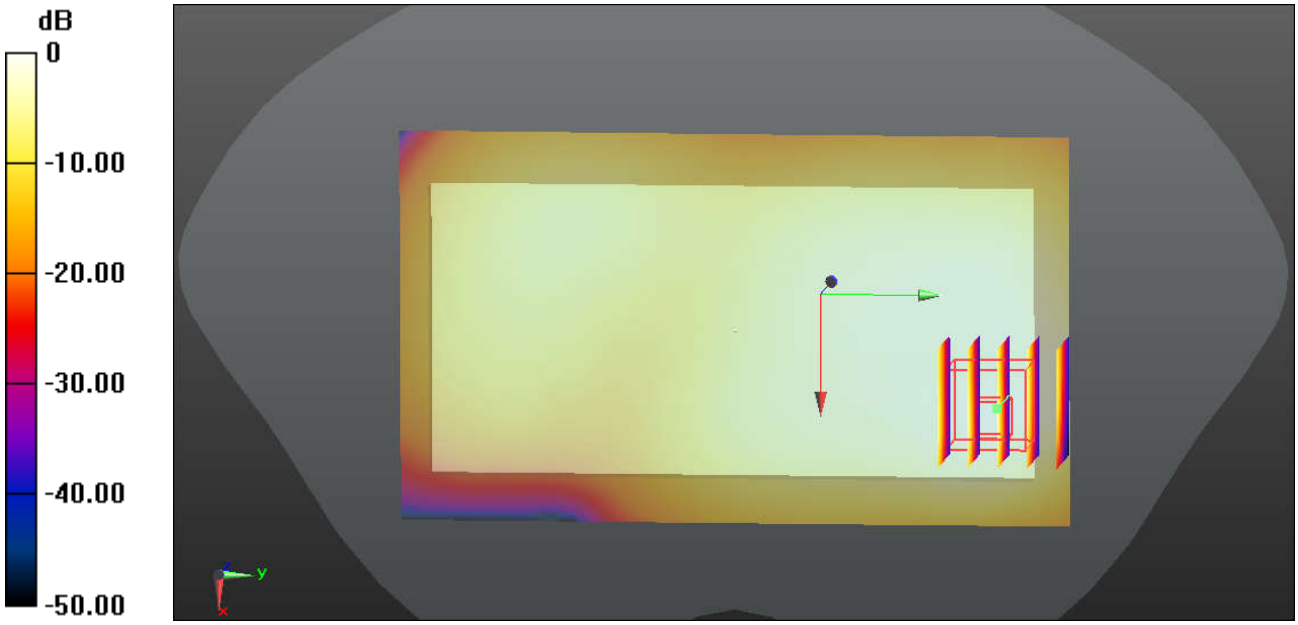

0 dB = 0.203 W/kg

31_WCDMAII_RMC 12.2Kbps_Back_10mm_Ch9400

Communication System: UID 0, WCDMA (0); Frequency: 1880 MHz;Duty Cycle: 1:1
Medium: HSL_1900_200120 Medium parameters used: f = 1880 MHz; σ = 1.398 S/m; ε_r = 41.191; ρ = 1000 kg/m^3
Ambient Temperature：23.4 ℃; Liquid Temperature：22.4 ℃

DASY5 Configuration:
- Probe: EX3DV4 - SN3819; ConvF(8.27, 8.27, 8.27); Calibrated: 2019.03.01
- Sensor-Surface: 2mm (Mechanical Surface Detection)
- Electronics: DAE4 Sn715; Calibrated: 2019.01.23
- Phantom: SAM with CRP v4.0(Front); Type: QD000P40CC; Serial: TP:1575
- Measurement SW: DASY52, Version 52.8 (8); SEMCAD X Version 14.6.10 (7331)

Ch9400/Area Scan (71x121x1): Interpolated grid: dx=15mm, dy=15mm
Maximum value of SAR (interpolated) = 0.269 W/kg

Ch9400/Zoom Scan (5x5x7)/Cube 0: Measurement grid: dx=8mm, dy=8mm, dz=5mm
Reference Value = 0.9340 V/m; Power Drift = -0.17 dB
Peak SAR (extrapolated) = 0.355 W/kg
SAR(1 g) = 0.186 W/kg; SAR(10 g) = 0.096 W/kg
Maximum value of SAR (measured) = 0.269 W/kg

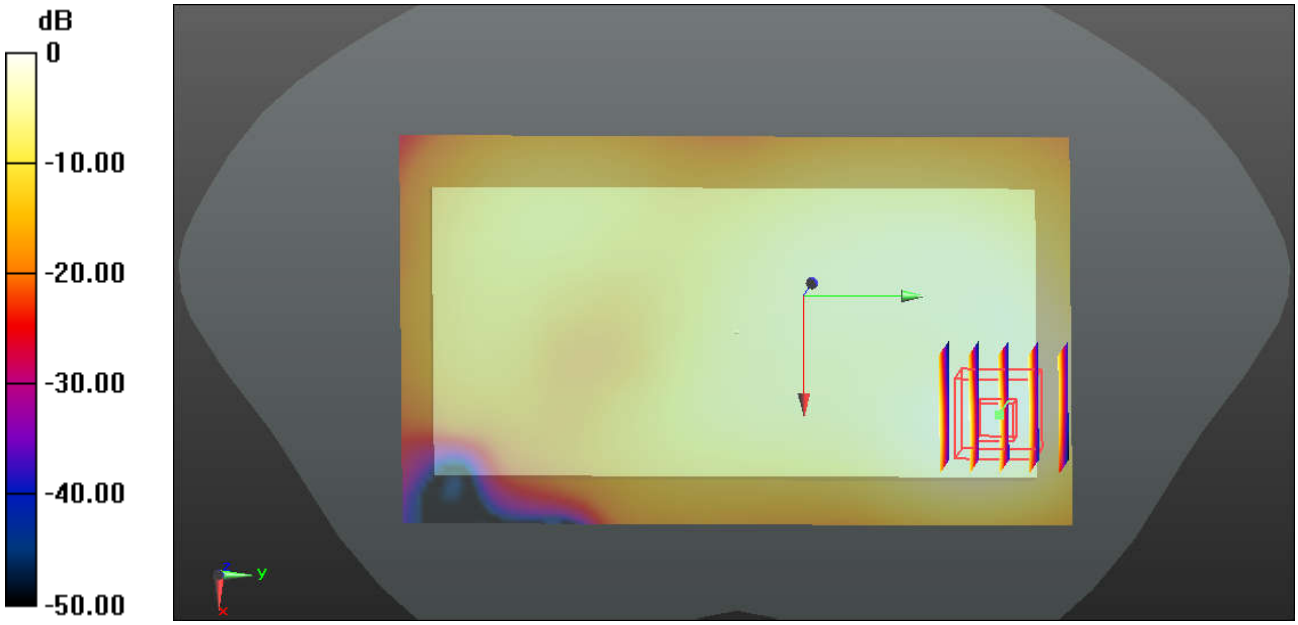

0 dB = 0.269 W/kg

32_LTE Band 5_10M_QPSK_1RB_25Offset_Back_10mm_Ch20525

Communication System: UID 0, LTE (0); Frequency: 836.5 MHz;Duty Cycle: 1:1
Medium: HSL_835_200116 Medium parameters used: f = 836.5 MHz; σ = 0.93 S/m; ε_r = 41.777; ρ = 1000 kg/m^3
Ambient Temperature：23.4 ℃； Liquid Temperature：22.5 ℃

DASY5 Configuration:
- Probe: EX3DV4 - SN3819; ConvF(9.57, 9.57, 9.57); Calibrated: 2019.03.01
- Sensor-Surface: 2mm (Mechanical Surface Detection)
- Electronics: DAE4 Sn715; Calibrated: 2019.01.23
- Phantom: SAM with CRP v4.0(Front); Type: QD000P40CC; Serial: TP:1575
- Measurement SW: DASY52, Version 52.8 (8); SEMCAD X Version 14.6.10 (7331)

Ch20525/Area Scan (71x121x1): Interpolated grid: dx=15mm, dy=15mm
Maximum value of SAR (interpolated) = 0.295 W/kg

Ch20525/Zoom Scan (5x5x7)/Cube 0: Measurement grid: dx=8mm, dy=8mm, dz=5mm
Reference Value = 4.573 V/m; Power Drift = 0.01 dB
Peak SAR (extrapolated) = 0.459 W/kg
SAR(1 g) = 0.271 W/kg; SAR(10 g) = 0.163 W/kg
Maximum value of SAR (measured) = 0.327 W/kg

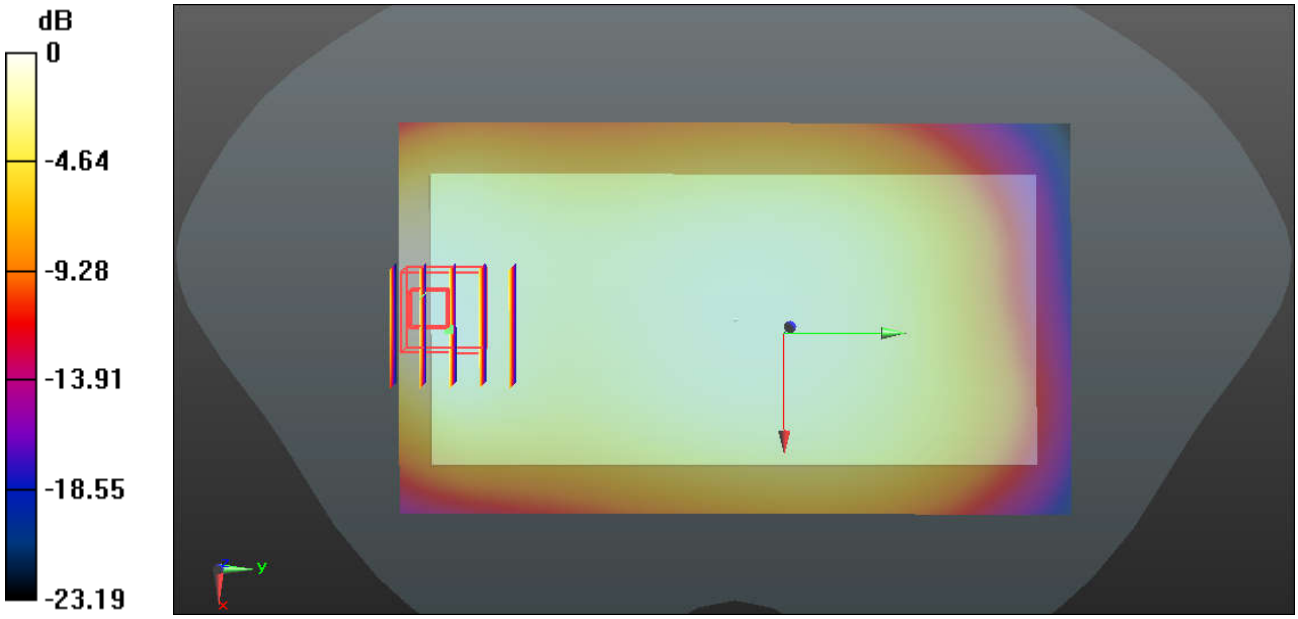

0 dB = 0.295 W/kg

33_LTE Band 4_20M_QPSK_1RB_49Offset_Back_10mm_Ch20175

Communication System: UID 0, LTE (0); Frequency: 1732.5 MHz;Duty Cycle: 1:1
Medium: HSL_1750_200118 Medium parameters used: f = 1732.5 MHz; σ = 1.369 S/m; ε_r = 39.945; ρ = 1000 kg/m^3
Ambient Temperature：23.6 ℃； Liquid Temperature：22.4 ℃

DASY5 Configuration:
- Probe: EX3DV4 - SN3819; ConvF(8.54, 8.54, 8.54); Calibrated: 2019.03.01
- Sensor-Surface: 2mm (Mechanical Surface Detection)
- Electronics: DAE4 Sn715; Calibrated: 2019.01.23
- Phantom: SAM with CRP v4.0(Front); Type: QD000P40CC; Serial: TP:1575
- Measurement SW: DASY52, Version 52.8 (8); SEMCAD X Version 14.6.10 (7331)

Ch20175/Area Scan (71x121x1): Interpolated grid: dx=15mm, dy=15mm
Maximum value of SAR (interpolated) = 0.295 W/kg

Ch20175/Zoom Scan (5x5x7)/Cube 0: Measurement grid: dx=8mm, dy=8mm, dz=5mm
Reference Value = 2.682 V/m; Power Drift = 0.01 dB
Peak SAR (extrapolated) = 0.360 W/kg
SAR(1 g) = 0.205 W/kg; SAR(10 g) = 0.107 W/kg
Maximum value of SAR (measured) = 0.284 W/kg

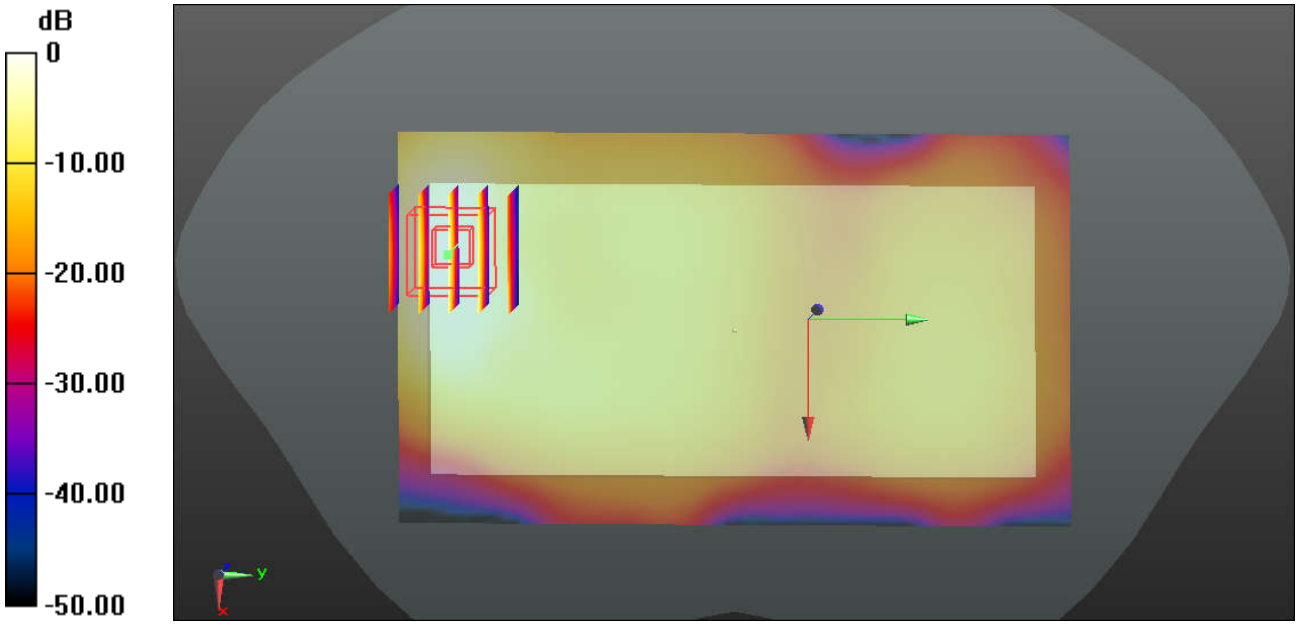

0 dB = 0.295 W/kg

34_LTE Band 2_20M_QPSK_1RB_49Offset_Back_10mm_Ch18900

Communication System: UID 0, LTE (0); Frequency: 1880 MHz;Duty Cycle: 1:1
Medium: HSL_1900_200120 Medium parameters used: f = 1880 MHz; σ = 1.398 S/m; ε_r = 41.191; ρ = 1000 kg/m^3
Ambient Temperature：23.4 ℃； Liquid Temperature：22.4 ℃

DASY5 Configuration:
- Probe: EX3DV4 - SN3819; ConvF(8.27, 8.27, 8.27); Calibrated: 2019.03.01
- Sensor-Surface: 2mm (Mechanical Surface Detection)
- Electronics: DAE4 Sn715; Calibrated: 2019.01.23
- Phantom: SAM with CRP v4.0(Front); Type: QD000P40CC; Serial: TP:1575
- Measurement SW: DASY52, Version 52.8 (8); SEMCAD X Version 14.6.10 (7331)

Ch18900/Area Scan (71x121x1): Interpolated grid: dx=15mm, dy=15mm
Maximum value of SAR (interpolated) = 0.438 W/kg

Ch18900/Zoom Scan (5x5x7)/Cube 0: Measurement grid: dx=8mm, dy=8mm, dz=5mm
Reference Value = 1.993 V/m; Power Drift = -0.11 dB
Peak SAR (extrapolated) = 0.574 W/kg
SAR(1 g) = 0.297 W/kg; SAR(10 g) = 0.148 W/kg
Maximum value of SAR (measured) = 0.429 W/kg

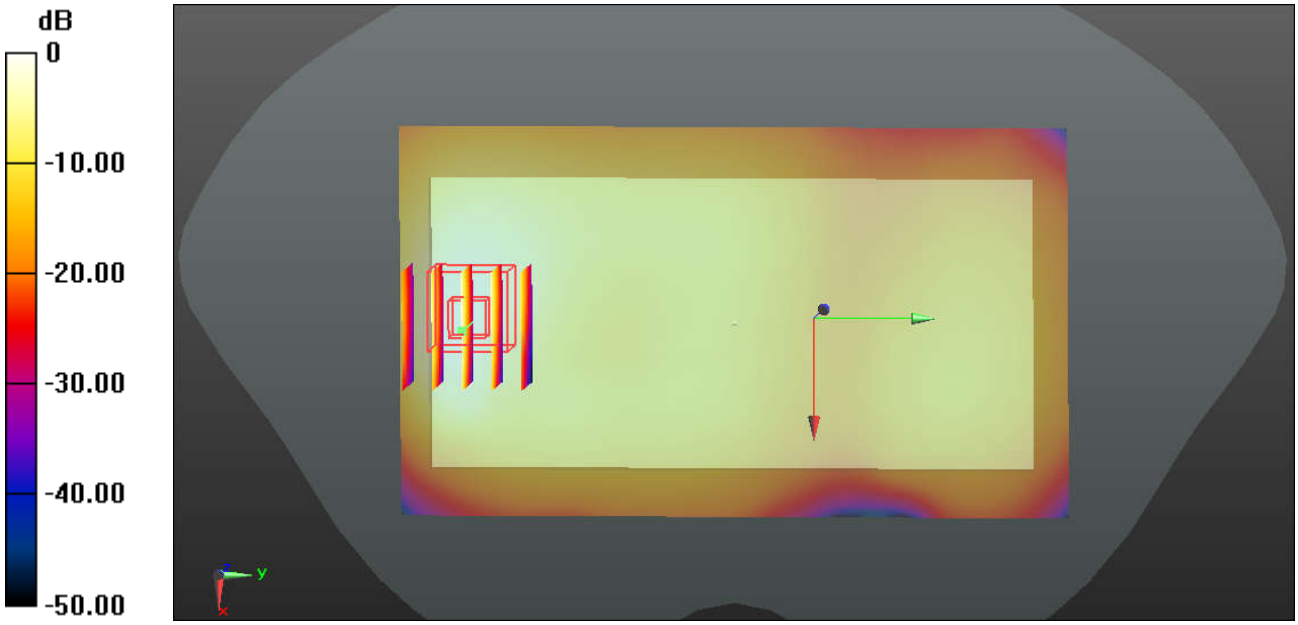

0 dB = 0.438 W/kg

35_LTE Band 7_20M_QPSK_1RB_49Offset_Back_10mm_Ch21100

Communication System: UID 0, LTE (0); Frequency: 2535 MHz;Duty Cycle: 1:1
Medium: HSL_2600_200119 Medium parameters used: f = 2535 MHz; σ = 1.976 S/m; ε_r = 38.622; ρ = 1000 kg/m^3
Ambient Temperature：23.5 ℃; Liquid Temperature：22.4 ℃

DASY5 Configuration:
- Probe: EX3DV4 - SN3819; ConvF(7.06, 7.06, 7.06); Calibrated: 2019.03.01
- Sensor-Surface: 2mm (Mechanical Surface Detection)
- Electronics: DAE4 Sn715; Calibrated: 2019.01.23
- Phantom: SAM with CRP v4.0(Front); Type: QD000P40CC; Serial: TP:1575
- Measurement SW: DASY52, Version 52.8 (8); SEMCAD X Version 14.6.10 (7331)

Ch21100/Area Scan (81x151x1): Interpolated grid: dx=12mm, dy=12mm
Maximum value of SAR (interpolated) = 1.08 W/kg

Ch21100/Zoom Scan (7x7x7)/Cube 0: Measurement grid: dx=5mm, dy=5mm, dz=5mm
Reference Value = 6.184 V/m; Power Drift = -0.18 dB
Peak SAR (extrapolated) = 1.52 W/kg
SAR(1 g) = 0.660 W/kg; SAR(10 g) = 0.295 W/kg
Maximum value of SAR (measured) = 1.06 W/kg

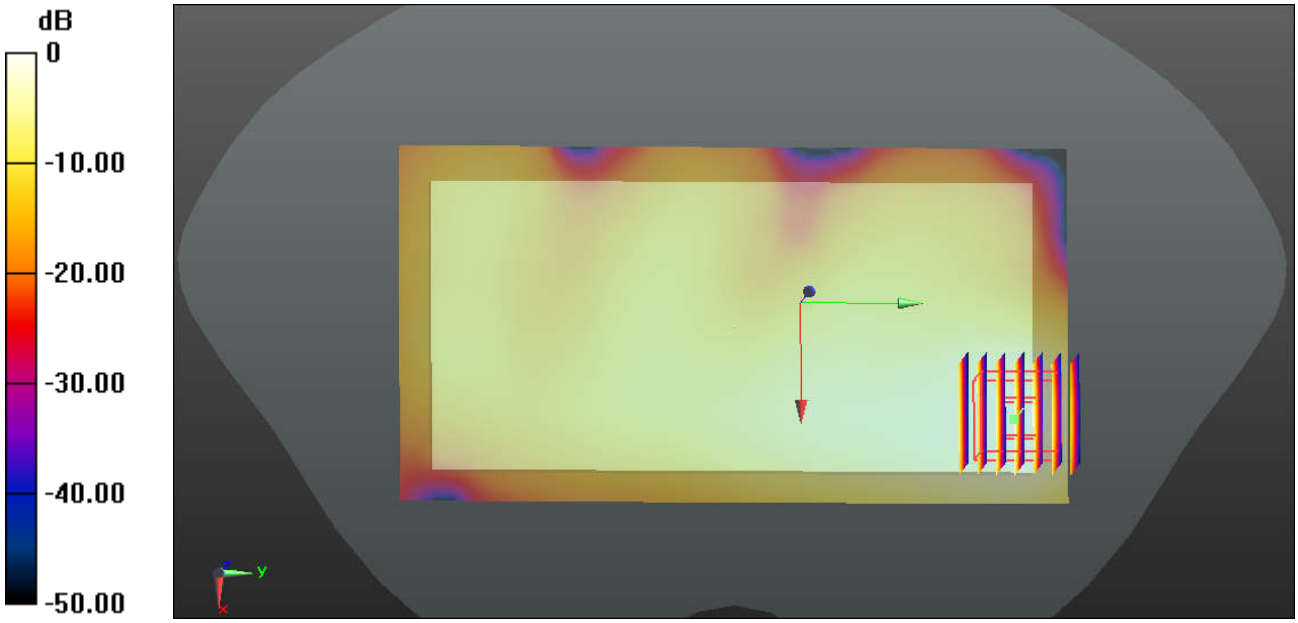

0 dB = 1.08 W/kg

36_LTE Band 38_20M_QPSK_1RB_49Offset_Back_10mm_Ch38000

Communication System: UID 0, LTE (0); Frequency: 2595 MHz;Duty Cycle: 1:1.59
Medium: HSL_2600_200119 Medium parameters used: f = 2595 MHz; σ = 2.043 S/m; ε_r = 38.375; ρ = 1000 kg/m^3
Ambient Temperature：23.5 ℃； Liquid Temperature：22.4 ℃

DASY5 Configuration:
- Probe: EX3DV4 - SN3819; ConvF(7.06, 7.06, 7.06); Calibrated: 2019.03.01
- Sensor-Surface: 2mm (Mechanical Surface Detection)
- Electronics: DAE4 Sn715; Calibrated: 2019.01.23
- Phantom: SAM with CRP v4.0(Front); Type: QD000P40CC; Serial: TP:1575
- Measurement SW: DASY52, Version 52.8 (8); SEMCAD X Version 14.6.10 (7331)

Ch38000/Area Scan (81x161x1): Interpolated grid: dx=12mm, dy=12mm
Maximum value of SAR (interpolated) = 0.360 W/kg

Ch38000/Zoom Scan (7x7x7)/Cube 0: Measurement grid: dx=5mm, dy=5mm, dz=5mm
Reference Value = 1.346 V/m; Power Drift = 0.03 dB
Peak SAR (extrapolated) = 0.535 W/kg
SAR(1 g) = 0.245 W/kg; SAR(10 g) = 0.108 W/kg
Maximum value of SAR (measured) = 0.377 W/kg

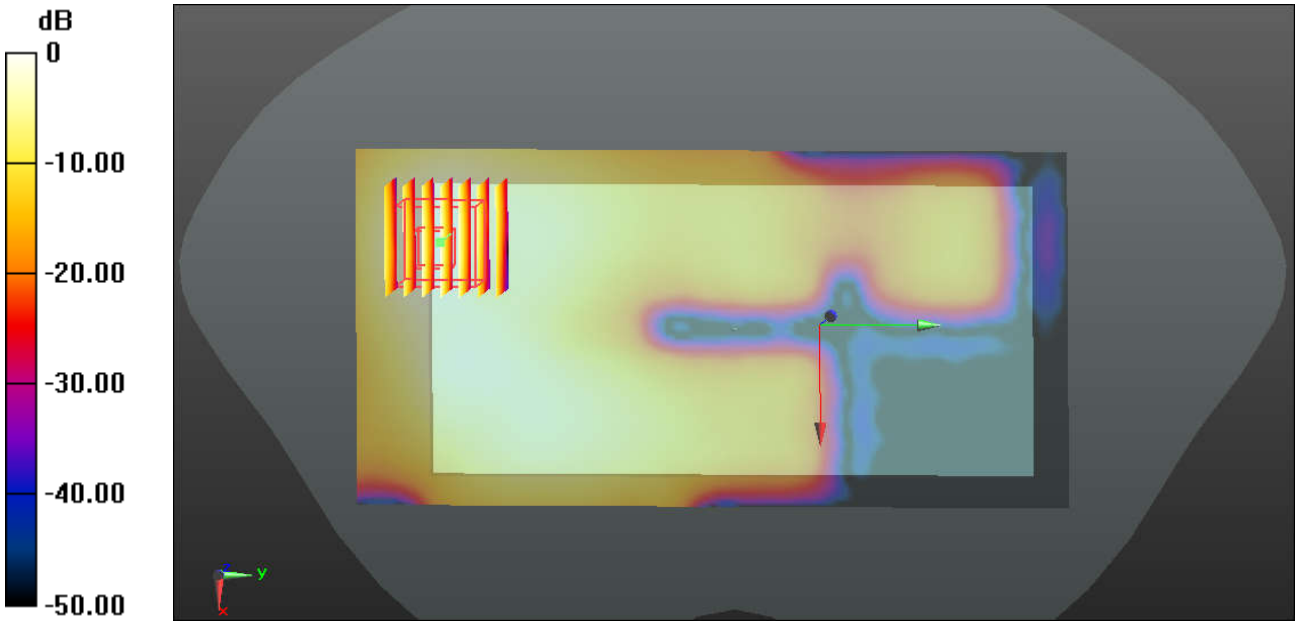

0 dB = 0.360 W/kg

37_LTE Band 41_20M_QPSK_1RB_49Offset_Back_10mm_Ch40400

Communication System: UID 0, LTE (0); Frequency: 2571 MHz;Duty Cycle: 1:1.59
Medium: HSL_2600_200119 Medium parameters used: f = 2571 MHz; σ = 2.016 S/m; ε_r = 38.515; ρ = 1000 kg/m^3
Ambient Temperature：23.5 ℃； Liquid Temperature：22.4 ℃

DASY5 Configuration:
- Probe: EX3DV4 - SN3819; ConvF(7.06, 7.06, 7.06); Calibrated: 2019.03.01
- Sensor-Surface: 2mm (Mechanical Surface Detection)
- Electronics: DAE4 Sn715; Calibrated: 2019.01.23
- Phantom: SAM with CRP v4.0(Front); Type: QD000P40CC; Serial: TP:1575
- Measurement SW: DASY52, Version 52.8 (8); SEMCAD X Version 14.6.10 (7331)

Ch40400/Area Scan (81x161x1): Interpolated grid: dx=12mm, dy=12mm
Maximum value of SAR (interpolated) = 0.318 W/kg

Ch40400/Zoom Scan (7x7x7)/Cube 0: Measurement grid: dx=5mm, dy=5mm, dz=5mm
Reference Value = 1.796 V/m; Power Drift = -0.02 dB
Peak SAR (extrapolated) = 0.457 W/kg
SAR(1 g) = 0.214 W/kg; SAR(10 g) = 0.096 W/kg
Maximum value of SAR (measured) = 0.332 W/kg

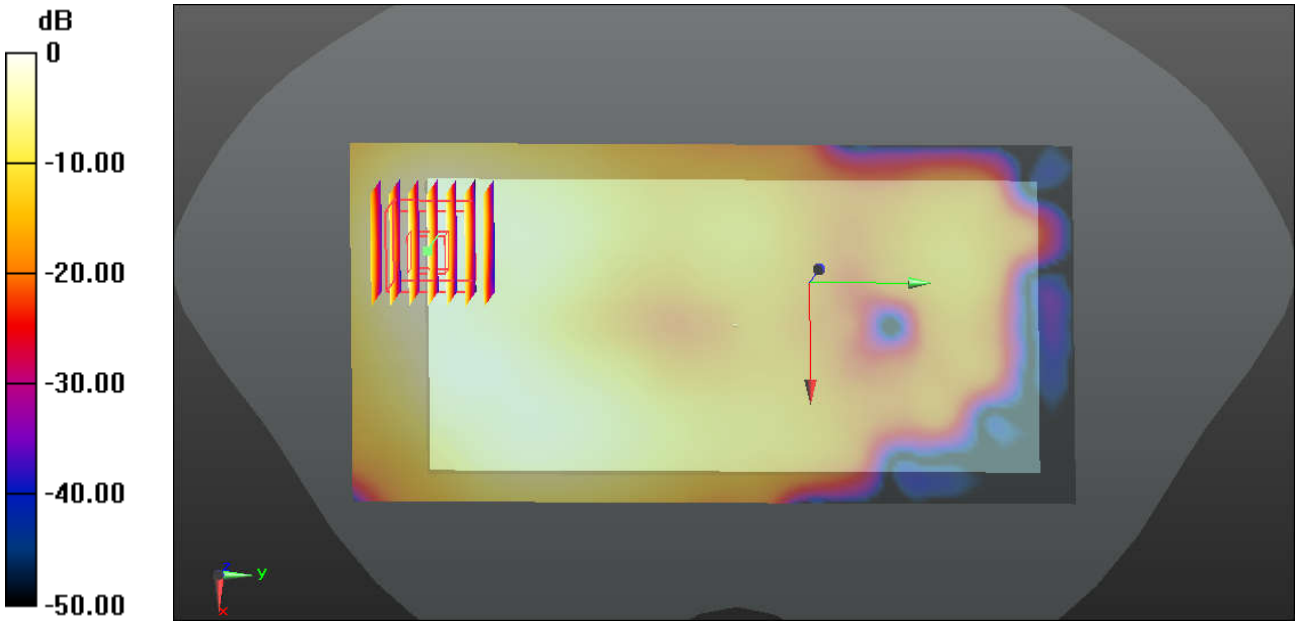

0 dB = 0.318 W/kg

38_WLAN2.4G_802.11b 1Mbps_Back_10mm_Ch11

Communication System: UID 0, WIFI (0); Frequency: 2462 MHz;Duty Cycle: 1:1.007
Medium: HSL_2450_200117 Medium parameters used: f = 2462 MHz; σ = 1.842 S/m; ε_r = 40.039; ρ = 1000 kg/m^3
Ambient Temperature：23.5 ℃； Liquid Temperature：22.6 ℃

DASY5 Configuration:
- Probe: EX3DV4 - SN3819; ConvF(7.21, 7.21, 7.21); Calibrated: 2019.03.01
- Sensor-Surface: 2mm (Mechanical Surface Detection)
- Electronics: DAE4 Sn715; Calibrated: 2019.01.23
- Phantom: SAM with CRP v4.0(Front); Type: QD000P40CC; Serial: TP:1575
- Measurement SW: DASY52, Version 52.8 (8); SEMCAD X Version 14.6.10 (7331)

Ch11/Area Scan (81x151x1): Interpolated grid: dx=12mm, dy=12mm
Maximum value of SAR (interpolated) = 0.739 W/kg

Ch11/Zoom Scan (7x7x7)/Cube 0: Measurement grid: dx=5mm, dy=5mm, dz=5mm
Reference Value = 4.739 V/m; Power Drift = 0.15 dB
Peak SAR (extrapolated) = 1.03 W/kg
SAR(1 g) = 0.444 W/kg; SAR(10 g) = 0.210 W/kg
Maximum value of SAR (measured) = 0.702 W/kg

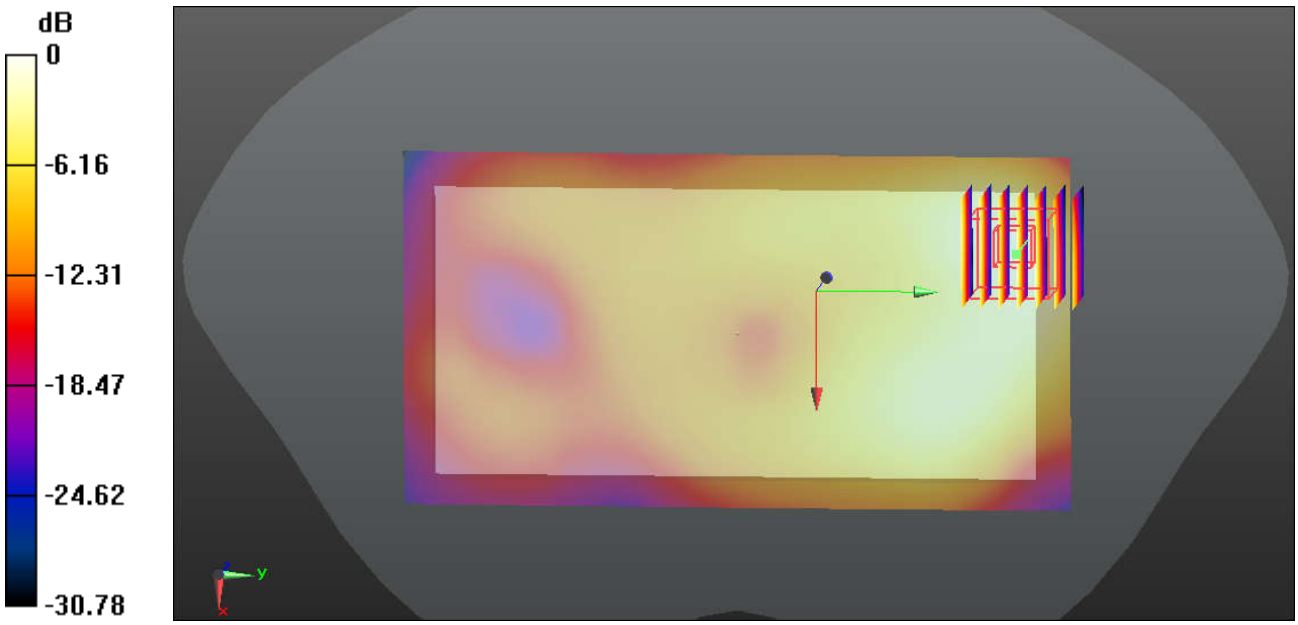

0 dB = 0.739 W/kg

39_Bluetooth_DH5 1Mbps_Back_10mm_Ch39

Communication System: UID 0, BT (0); Frequency: 2441 MHz;Duty Cycle: 1:1.301
Medium: HSL_2450_200117 Medium parameters used: f = 2441 MHz; σ = 1.819 S/m; ε_r = 40.112; ρ = 1000 kg/m^3
Ambient Temperature：23.5 ℃； Liquid Temperature：22.6 ℃

DASY5 Configuration:
- Probe: EX3DV4 - SN3819; ConvF(7.21, 7.21, 7.21); Calibrated: 2019.03.01
- Sensor-Surface: 2mm (Mechanical Surface Detection)
- Electronics: DAE4 Sn715; Calibrated: 2019.01.23
- Phantom: SAM with CRP v4.0(Front); Type: QD000P40CC; Serial: TP:1575
- Measurement SW: DASY52, Version 52.8 (8); SEMCAD X Version 14.6.10 (7331)

Ch39/Area Scan (81x151x1): Interpolated grid: dx=12mm, dy=12mm
Maximum value of SAR (interpolated) = 0.0348 W/kg

Ch39/Zoom Scan (7x7x7)/Cube 0: Measurement grid: dx=5mm, dy=5mm, dz=5mm
Reference Value = 0 V/m; Power Drift = 0.01 dB
Peak SAR (extrapolated) = 0.0460 W/kg
SAR(1 g) = 0.019 W/kg; SAR(10 g) = 0.00797 W/kg
Maximum value of SAR (measured) = 0.0315 W/kg

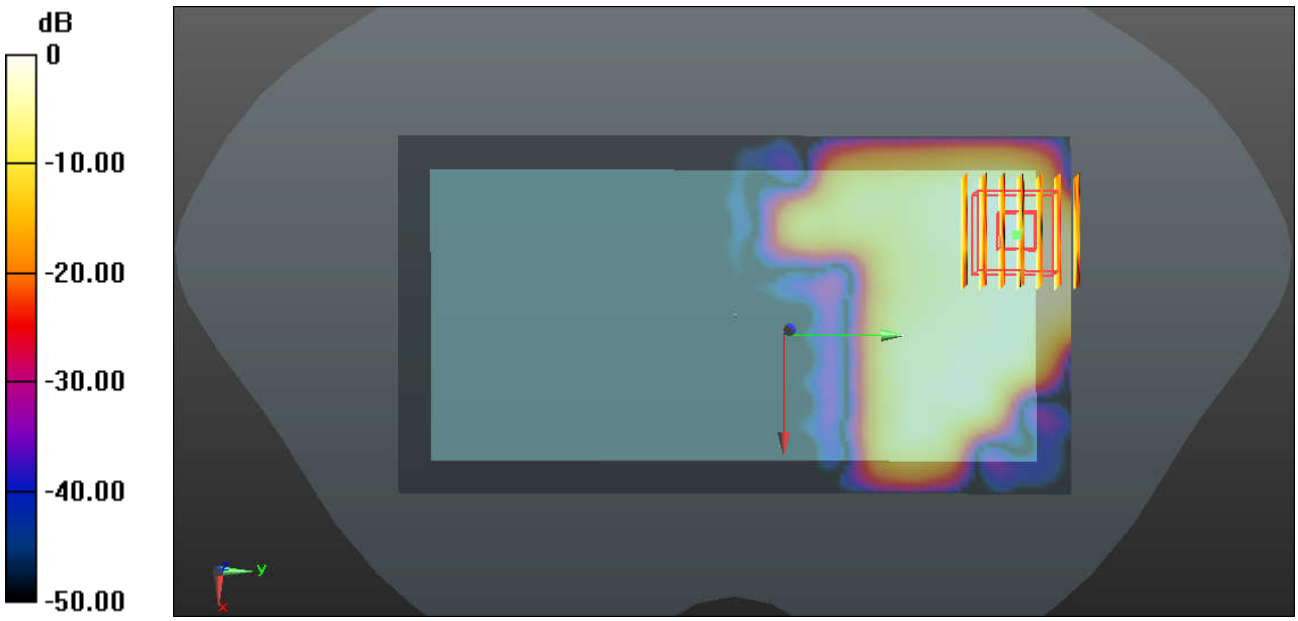

0 dB = 0.0348 W/kg

Appendix C. DASY Calibration Certificate

The DASY calibration certificates are shown as follows.

In Collaboration with
s p e a g
CALIBRATION LABORATORY

Add: No.51 Xueyuan Road, Haidian District, Beijing, 100191, China
Tel: +86-10-62304633-2079 Fax: +86-10-62304633-2504
E-mail: cttl@chinattl.com http://www.chinattl.cn

中国认可
国际互认
校准
CALIBRATION
CNAS L0570

Client **Sporton** **Certificate No: Z18-60533**

CALIBRATION CERTIFICATE

Object	D835V2 - SN: 4d162
Calibration Procedure(s)	FF-Z11-003-01 Calibration Procedures for dipole validation kits
Calibration date:	December 5, 2018

This calibration Certificate documents the traceability to national standards, which realize the physical units of measurements(SI). The measurements and the uncertainties with confidence probability are given on the following pages and are part of the certificate.

All calibrations have been conducted in the closed laboratory facility: environment temperature(22±3)℃ and humidity<70%.

Calibration Equipment used (M&TE critical for calibration)

Primary Standards	ID #	Cal Date(Calibrated by, Certificate No.)	Scheduled Calibration
Power Meter NRVD	102196	07-Mar-18 (CTTL, No.J18X01510)	Mar-19
Power sensor NRV-Z5	100596	07-Mar-18 (CTTL, No.J18X01510)	Mar-19
Reference Probe EX3DV4	SN 7514	27-Aug-18(SPEAG,No.EX3-7514_Aug18)	Aug-19
DAE4	SN 1555	20-Aug-18(SPEAG,No.DAE4-1555_Aug18)	Aug-19
Secondary Standards	**ID #**	**Cal Date(Calibrated by, Certificate No.)**	**Scheduled Calibration**
Signal Generator E4438C	MY49071430	23-Jan-18 (CTTL, No.J18X00560)	Jan-19
NetworkAnalyzer E5071C	MY46110673	24-Jan-18 (CTTL, No.J18X00561)	Jan-19

	Name	Function	Signature
Calibrated by:	Zhao Jing	SAR Test Engineer	
Reviewed by:	Lin Hao	SAR Test Engineer	
Approved by:	Qi Dianyuan	SAR Project Leader	

Issued: December 8, 2018

This calibration certificate shall not be reproduced except in full without written approval of the laboratory.

Add: No.51 Xueyuan Road, Haidian District, Beijing, 100191, China
Tel: +86-10-62304633-2079 Fax: +86-10-62304633-2504
E-mail: cttl@chinattl.com http://www.chinattl.cn

Glossary:

TSL	tissue simulating liquid
ConvF	sensitivity in TSL / NORMx,y,z
N/A	not applicable or not measured

Calibration is Performed According to the Following Standards:

a) IEEE Std 1528-2013, "IEEE Recommended Practice for Determining the Peak Spatial-Averaged Specific Absorption Rate (SAR) in the Human Head from Wireless Communications Devices: Measurement Techniques", June 2013

b) IEC 62209-1, "Measurement procedure for assessment of specific absorption rate of human exposure to radio frequency fields from hand-held and body-mounted wireless communication devices- Part 1: Device used next to the ear (Frequency range of 300MHz to 6GHz)", July 2016

c) IEC 62209-2, "Procedure to measure the Specific Absorption Rate (SAR) For wireless communication devices used in close proximity to the human body (frequency range of 30MHz to 6GHz)", March 2010

d) KDB865664, SAR Measurement Requirements for 100 MHz to 6 GHz

Additional Documentation:

e) DASY4/5 System Handbook

Methods Applied and Interpretation of Parameters:

- *Measurement Conditions:* Further details are available from the Validation Report at the end of the certificate. All figures stated in the certificate are valid at the frequency indicated.
- *Antenna Parameters with TSL:* The dipole is mounted with the spacer to position its feed point exactly below the center marking of the flat phantom section, with the arms oriented parallel to the body axis.
- *Feed Point Impedance and Return Loss:* These parameters are measured with the dipole positioned under the liquid filled phantom. The impedance stated is transformed from the measurement at the SMA connector to the feed point. The Return Loss ensures low reflected power. No uncertainty required.
- *Electrical Delay:* One-way delay between the SMA connector and the antenna feed point. No uncertainty required.
- *SAR measured:* SAR measured at the stated antenna input power.
- *SAR normalized:* SAR as measured, normalized to an input power of 1 W at the antenna connector.
- *SAR for nominal TSL parameters:* The measured TSL parameters are used to calculate the nominal SAR result.

The reported uncertainty of measurement is stated as the standard uncertainty of Measurement multiplied by the coverage factor k=2, which for a normal distribution Corresponds to a coverage probability of approximately 95%.

Add: No.51 Xueyuan Road, Haidian District, Beijing, 100191, China
Tel: +86-10-62304633-2079 Fax: +86-10-62304633-2504
E-mail: cttl@chinattl.com http://www.chinattl.cn

Measurement Conditions

DASY system configuration, as far as not given on page 1.

DASY Version	DASY52	52.10.2.1495
Extrapolation	Advanced Extrapolation	
Phantom	Triple Flat Phantom 5.1C	
Distance Dipole Center - TSL	15 mm	with Spacer
Zoom Scan Resolution	dx, dy, dz = 5 mm	
Frequency	835 MHz ± 1 MHz	

Head TSL parameters

The following parameters and calculations were applied.

	Temperature	**Permittivity**	**Conductivity**
Nominal Head TSL parameters	22.0 °C	41.5	0.90 mho/m
Measured Head TSL parameters	(22.0 ± 0.2) °C	42.7 ± 6 %	0.88 mho/m ± 6 %
Head TSL temperature change during test	<1.0 °C	----	----

SAR result with Head TSL

SAR averaged over 1 cm^3 (1 g) of Head TSL	Condition	
SAR measured	250 mW input power	2.35 mW / g
SAR for nominal Head TSL parameters	normalized to 1W	**9.61 mW /g ± 18.8 % (k=2)**
SAR averaged over 10 cm^3 (10 g) of Head TSL	Condition	
SAR measured	250 mW input power	1.56 mW / g
SAR for nominal Head TSL parameters	normalized to 1W	**6.35 mW /g ± 18.7 % (k=2)**

Body TSL parameters

The following parameters and calculations were applied.

	Temperature	**Permittivity**	**Conductivity**
Nominal Body TSL parameters	22.0 °C	55.2	0.97 mho/m
Measured Body TSL parameters	(22.0 ± 0.2) °C	53.7 ± 6 %	0.99 mho/m ± 6 %
Body TSL temperature change during test	<1.0 °C	----	----

SAR result with Body TSL

SAR averaged over 1 cm^3 (1 g) of Body TSL	Condition	
SAR measured	250 mW input power	2.47 mW / g
SAR for nominal Body TSL parameters	normalized to 1W	**9.70 mW /g ± 18.8 % (k=2)**
SAR averaged over 10 cm^3 (10 g) of Body TSL	Condition	
SAR measured	250 mW input power	1.64 mW / g
SAR for nominal Body TSL parameters	normalized to 1W	**6.47 mW /g ± 18.7 % (k=2)**

Add: No.51 Xueyuan Road, Haidian District, Beijing, 100191, China
Tel: +86-10-62304633-2079 Fax: +86-10-62304633-2504
E-mail: cttl@chinattl.com http://www.chinattl.cn

Appendix (Additional assessments outside the scope of CNAS L0570)

Antenna Parameters with Head TSL

Impedance, transformed to feed point	52.6Ω- 2.56jΩ
Return Loss	- 28.9dB

Antenna Parameters with Body TSL

Impedance, transformed to feed point	47.2Ω- 6.92jΩ
Return Loss	- 22.3dB

General Antenna Parameters and Design

Electrical Delay (one direction)	1.306 ns

After long term use with 100W radiated power, only a slight warming of the dipole near the feedpoint can be measured.

The dipole is made of standard semirigid coaxial cable. The center conductor of the feeding line is directly connected to the second arm of the dipole. The antenna is therefore short-circuited for DC-signals. On some of the dipoles, small end caps are added to the dipole arms in order to improve matching when loaded according to the position as explained in the "Measurement Conditions" paragraph. The SAR data are not affected by this change. The overall dipole length is still according to the Standard.
No excessive force must be applied to the dipole arms, because they might bend or the soldered connections near the feedpoint may be damaged.

Additional EUT Data

Manufactured by	SPEAG

Add: No.51 Xueyuan Road, Haidian District, Beijing, 100191, China
Tel: +86-10-62304633-2079 Fax: +86-10-62304633-2504
E-mail: cttl@chinattl.com http://www.chinattl.cn

DASY5 Validation Report for Head TSL Date: 12.04.2018

Test Laboratory: CTTL, Beijing, China

DUT: Dipole 835 MHz; Type: D835V2; Serial: D835V2 - SN: 4d162

Communication System: UID 0, CW; Frequency: 835 MHz; Duty Cycle: 1:1

Medium parameters used: f = 835 MHz; σ = 0.881 S/m; ε_r = 42.71; ρ = 1000 kg/m3

Phantom section: Right Section

DASY5 Configuration:

- Probe: EX3DV4 - SN7514; ConvF(9.09, 9.09, 9.09) @ 835 MHz; Calibrated: 8/27/2018
- Sensor-Surface: 1.4mm (Mechanical Surface Detection)
- Electronics: DAE4 Sn1555; Calibrated: 8/20/2018
- Phantom: MFP_V5.1C ; Type: QD 000 P51CA; Serial: 1062
- Measurement SW: DASY52, Version 52.10 (2); SEMCAD X Version 14.6.12 (7450)

Dipole Calibration/Zoom Scan (7x7x7) (7x7x7)/Cube 0: Measurement grid: dx=5mm, dy=5mm, dz=5mm

Reference Value = 57.75 V/m; Power Drift = 0.03 dB

Peak SAR (extrapolated) = 3.50 W/kg

SAR(1 g) = 2.35 W/kg; SAR(10 g) = 1.56 W/kg

Maximum value of SAR (measured) = 3.11 W/kg

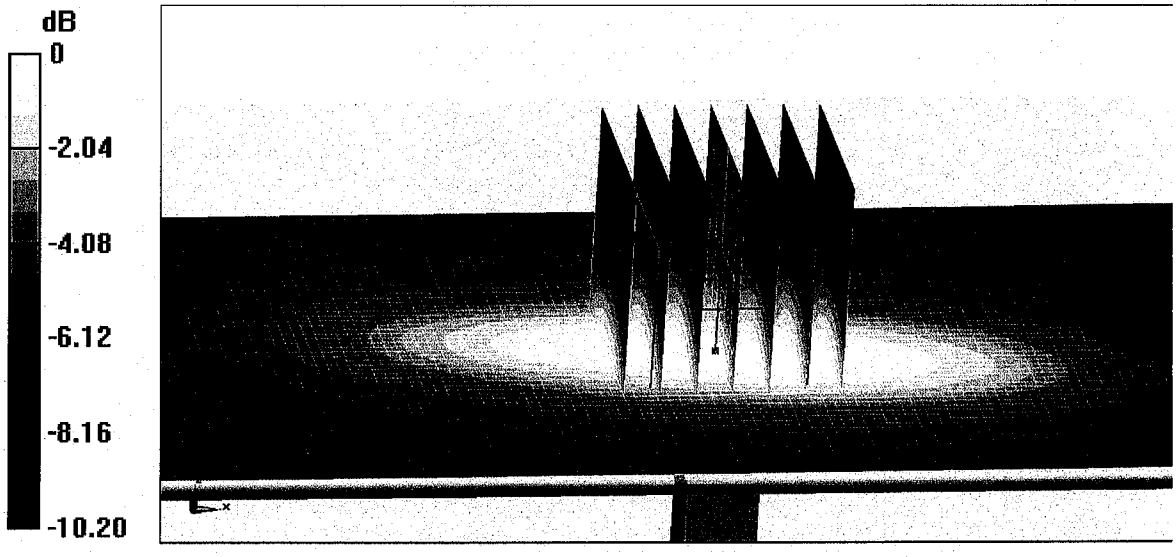

0 dB = 3.11 W/kg = 4.93 dBW/kg

In Collaboration with
s p e a g
CALIBRATION LABORATORY

Add: No.51 Xueyuan Road, Haidian District, Beijing, 100191, China
Tel: +86-10-62304633-2079 Fax: +86-10-62304633-2504
E-mail: cttl@chinattl.com http://www.chinattl.cn

Impedance Measurement Plot for Head TSL

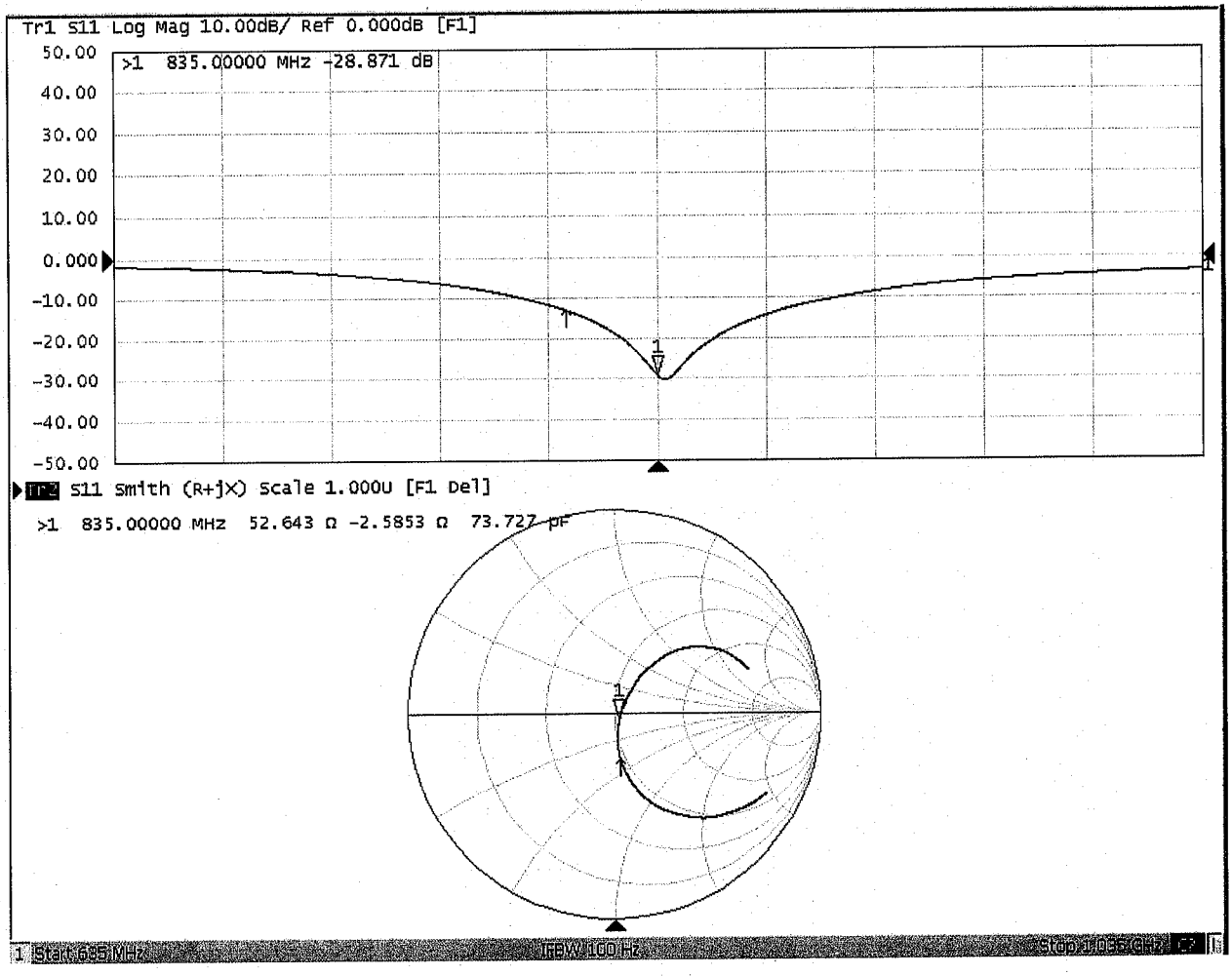

In Collaboration with
s p e a g
CALIBRATION LABORATORY

Add: No.51 Xueyuan Road, Haidian District, Beijing, 100191, China
Tel: +86-10-62304633-2079 Fax: +86-10-62304633-2504
E-mail: cttl@chinattl.com http://www.chinattl.cn

DASY5 Validation Report for Body TSL Date: 12.04.2018

Test Laboratory: CTTL, Beijing, China

DUT: Dipole 835 MHz; Type: D835V2; Serial: D835V2 - SN: 4d162

Communication System: UID 0, CW; Frequency: 835 MHz; Duty Cycle: 1:1

Medium parameters used: f = 835 MHz; σ = 0.986 S/m; ε_r = 53.72; ρ = 1000 kg/m3

Phantom section: Center Section

DASY5 Configuration:

- Probe: EX3DV4 - SN7514; ConvF(9.47, 9.47, 9.47) @ 835 MHz; Calibrated: 8/27/2018
- Sensor-Surface: 1.4mm (Mechanical Surface Detection)
- Electronics: DAE4 Sn1555; Calibrated: 8/20/2018
- Phantom: MFP_V5.1C ; Type: QD 000 P51CA; Serial: 1062
- Measurement SW: DASY52, Version 52.10 (2); SEMCAD X Version 14.6.12 (7450)

Dipole Calibration/Zoom Scan (7x7x7) (7x7x7)/Cube 0: Measurement grid: dx=5mm, dy=5mm, dz=5mm

Reference Value = 55.24 V/m; Power Drift = -0.03 dB

Peak SAR (extrapolated) = 3.72 W/kg

SAR(1 g) = 2.47 W/kg; SAR(10 g) = 1.64 W/kg

Maximum value of SAR (measured) = 3.29 W/kg

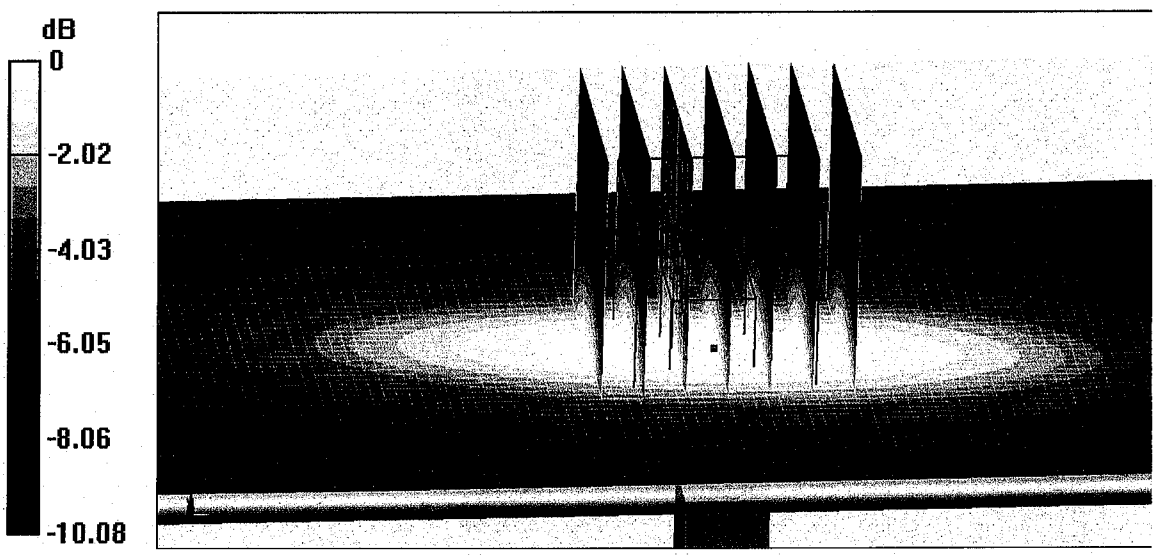

0 dB = 3.29 W/kg = 5.17 dBW/kg

In Collaboration with
s p e a g
CALIBRATION LABORATORY

Add: No.51 Xueyuan Road, Haidian District, Beijing, 100191, China
Tel: +86-10-62304633-2079 Fax: +86-10-62304633-2504
E-mail: cttl@chinattl.com http://www.chinattl.cn

Impedance Measurement Plot for Body TSL

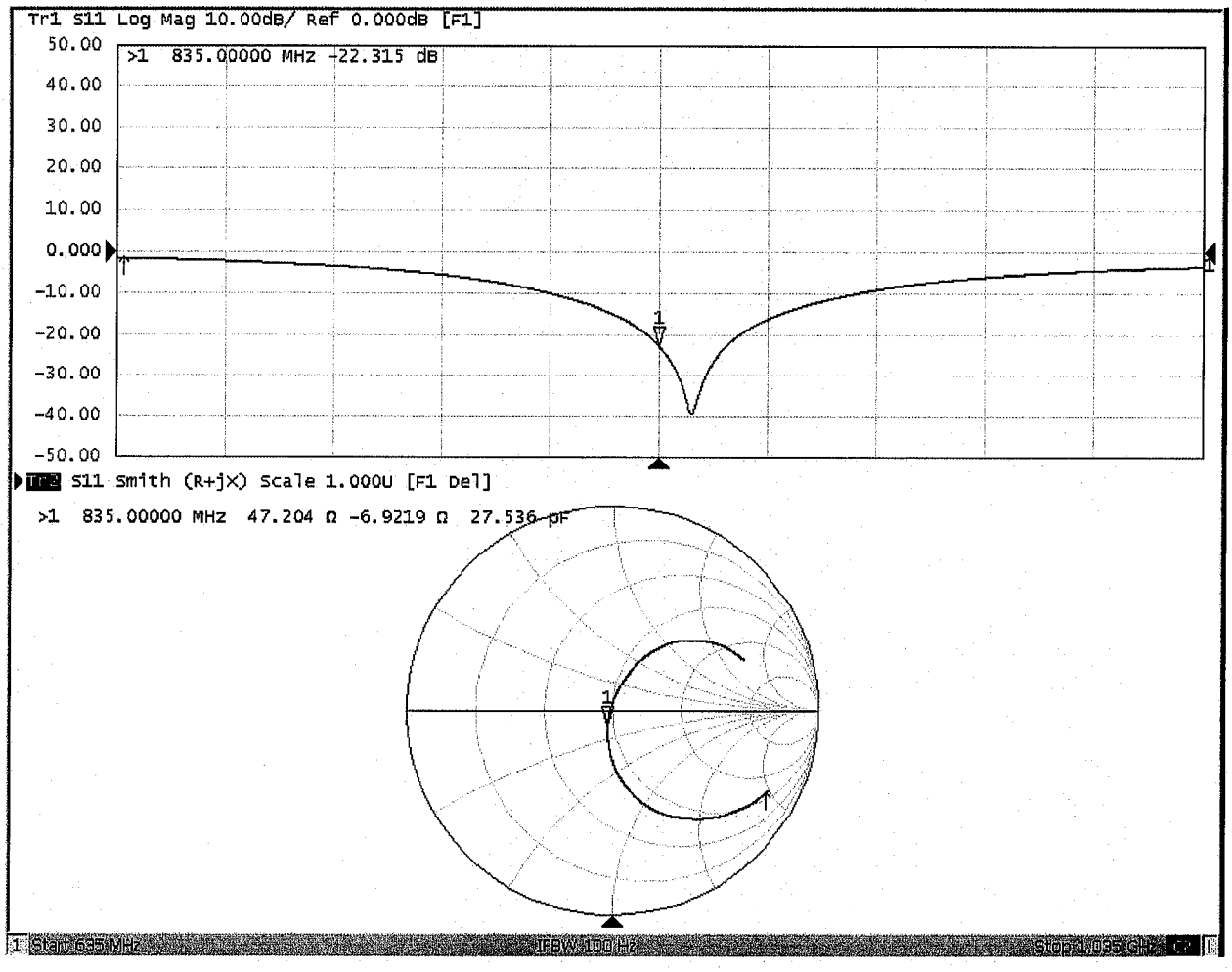

D835V2, Serial No. 4d162 Extended Dipole Calibrations

Referring to KDB 865664 D01 v01r02, if dipoles are verified in return loss (<-20dB, within 20% of prior calibration), and in impedance (within 5 ohm of prior calibration), the annual calibration is not necessary and the calibration interval can be extended.

D835V2 – serial no. 4d162												
	835 Head						835 Body					
Date of Measurement	Return-Loss (dB)	Delta (%)	Real Impedance (ohm)	Delta (ohm)	Imaginary Impedance (ohm)	Delta (ohm)	Return-Loss (dB)	Delta (%)	Real Impedance (ohm)	Delta (ohm)	Imaginary Impedance (ohm)	Delta (ohm)
2018.12.5	-28.9		52.6		-2.56		-22.3		47.2		-6.92	
2019.11.25	-29.2	1.0	53.4	0.8	-1.48	1.08	-21.1	5.4	46.6	-0.6	-7.81	-0.89

<Justification of the extended calibration>

The return loss is < -20dB, within 20% of prior calibration; the impedance is within 5 ohm of prior calibration. Therefore the verification result should support extended calibration.

Dipole Verification Data> 835V2, serial no. 4d162

835MHz - Head

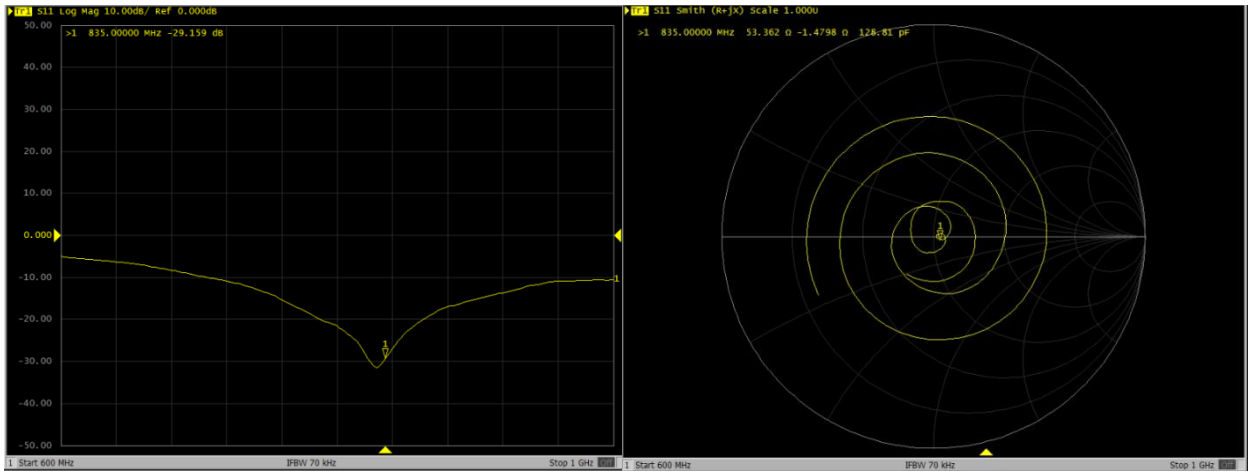

835MHz – Body

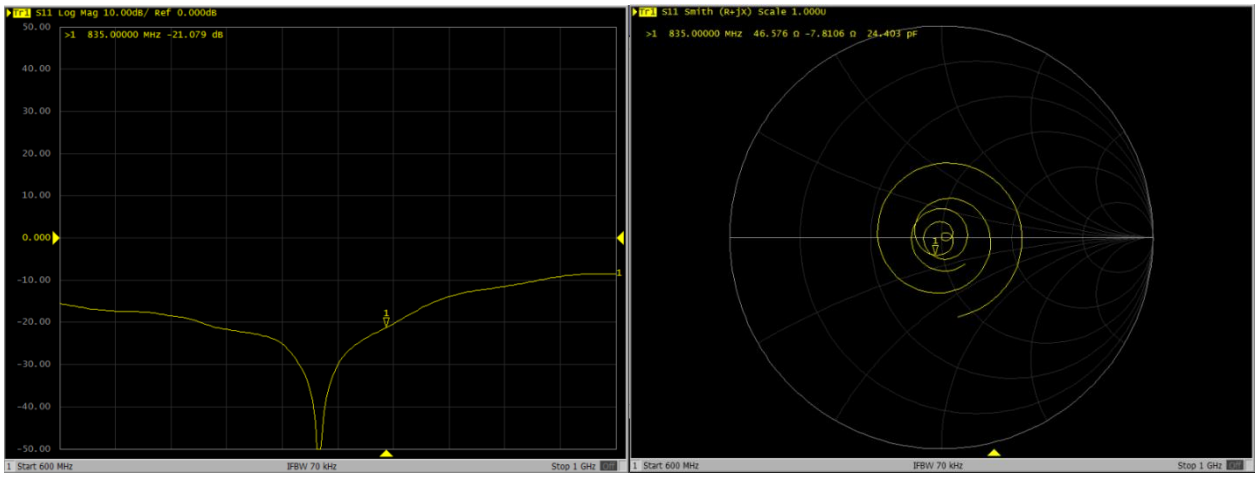

SPORTON INTERNATIONAL (SHENZHEN) INC.

TEL : 86-0755-8637-9589

FAX : 86-0755-8637-9595

In Collaboration with
s p e a g
CALIBRATION LABORATORY

Add: No.51 Xueyuan Road, Haidian District, Beijing, 100191, China
Tel: +86-10-62304633-2079 Fax: +86-10-62304633-2504
E-mail: cttl@chinattl.com http://www.chinattl.cn

中国认可
国际互认
校准
CALIBRATION
CNAS L0570

Client **Sporton** **Certificate No: Z18-60258**

CALIBRATION CERTIFICATE

Object D1750V2 - SN: 1137

Calibration Procedure(s) FF-Z11-003-01
Calibration Procedures for dipole validation kits

Calibration date: July 30, 2018

This calibration Certificate documents the traceability to national standards, which realize the physical units of measurements(SI). The measurements and the uncertainties with confidence probability are given on the following pages and are part of the certificate.

All calibrations have been conducted in the closed laboratory facility: environment temperature(22±3)℃ and humidity<70%.

Calibration Equipment used (M&TE critical for calibration)

Primary Standards	ID #	Cal Date(Calibrated by, Certificate No.)	Scheduled Calibration
Power Meter NRVD	102083	01-Nov-17 (CTTL, No.J17X08756)	Oct-18
Power sensor NRV-Z5	100542	01-Nov-17 (CTTL, No.J17X08756)	Oct-18
Reference Probe EX3DV4	SN 7464	12-Sep-17(SPEAG,No.EX3-7464_Sep17)	Sep-18
DAE4	SN 1524	13-Sep-17(SPEAG,No.DAE4-1524_Sep17)	Sep-18
Secondary Standards	**ID #**	**Cal Date(Calibrated by, Certificate No.)**	**Scheduled Calibration**
Signal Generator E4438C	MY49071430	23-Jan-18 (CTTL, No.J18X00560)	Jan-19
NetworkAnalyzer E5071C	MY46110673	24-Jan-18 (CTTL, No.J18X00561)	Jan-19

	Name	Function	Signature
Calibrated by:	Zhao Jing	SAR Test Engineer	
Reviewed by:	Lin Hao	SAR Test Engineer	
Approved by:	Qi Dianyuan	SAR Project Leader	

Issued: August 3, 2018

This calibration certificate shall not be reproduced except in full without written approval of the laboratory.

Add: No.51 Xueyuan Road, Haidian District, Beijing, 100191, China
Tel: +86-10-62304633-2079 Fax: +86-10-62304633-2504
E-mail: cttl@chinattl.com http://www.chinattl.cn

Glossary:

TSL	tissue simulating liquid
ConvF	sensitivity in TSL / NORMx,y,z
N/A	not applicable or not measured

Calibration is Performed According to the Following Standards:

a) IEEE Std 1528-2013, "IEEE Recommended Practice for Determining the Peak Spatial-Averaged Specific Absorption Rate (SAR) in the Human Head from Wireless Communications Devices: Measurement Techniques", June 2013

b) IEC 62209-1, "Measurement procedure for assessment of specific absorption rate of human exposure to radio frequency fields from hand-held and body-mounted wireless communication devices- Part 1: Device used next to the ear (Frequency range of 300MHz to 6GHz)", July 2016

c) IEC 62209-2, "Procedure to measure the Specific Absorption Rate (SAR) For wireless communication devices used in close proximity to the human body (frequency range of 30MHz to 6GHz)", March 2010

d) KDB865664, SAR Measurement Requirements for 100 MHz to 6 GHz

Additional Documentation:

e) DASY4/5 System Handbook

Methods Applied and Interpretation of Parameters:

- *Measurement Conditions:* Further details are available from the Validation Report at the end of the certificate. All figures stated in the certificate are valid at the frequency indicated.
- *Antenna Parameters with TSL:* The dipole is mounted with the spacer to position its feed point exactly below the center marking of the flat phantom section, with the arms oriented parallel to the body axis.
- *Feed Point Impedance and Return Loss:* These parameters are measured with the dipole positioned under the liquid filled phantom. The impedance stated is transformed from the measurement at the SMA connector to the feed point. The Return Loss ensures low reflected power. No uncertainty required.
- *Electrical Delay:* One-way delay between the SMA connector and the antenna feed point. No uncertainty required.
- *SAR measured:* SAR measured at the stated antenna input power.
- *SAR normalized:* SAR as measured, normalized to an input power of 1 W at the antenna connector.
- *SAR for nominal TSL parameters:* The measured TSL parameters are used to calculate the nominal SAR result.

The reported uncertainty of measurement is stated as the standard uncertainty of Measurement multiplied by the coverage factor k=2, which for a normal distribution Corresponds to a coverage probability of approximately 95%.