Highest Channel / QPSK

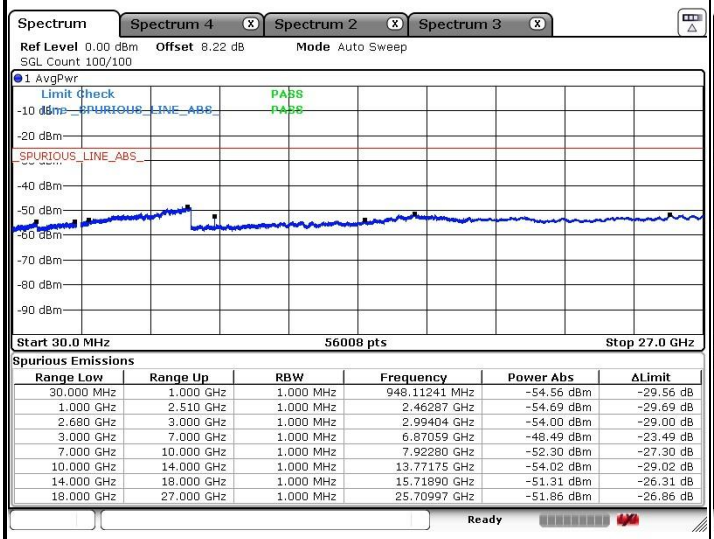

Spurious Emissions

Range Low	Range Up	RBW	Frequency	Power Abs	ΔLimit
30.000 MHz	1.000 GHz	1.000 MHz	948.11241 MHz	-54.56 dBm	-29.56 dB
1.000 GHz	2.510 GHz	1.000 MHz	2.46287 GHz	-54.69 dBm	-29.69 dB
2.680 GHz	3.000 GHz	1.000 MHz	2.99404 GHz	-54.00 dBm	-29.00 dB
3.000 GHz	7.000 GHz	1.000 MHz	6.87059 GHz	-48.49 dBm	-23.49 dB
7.000 GHz	10.000 GHz	1.000 MHz	7.92280 GHz	-52.30 dBm	-27.30 dB
10.000 GHz	14.000 GHz	1.000 MHz	13.77175 GHz	-54.02 dBm	-29.02 dB
14.000 GHz	18.000 GHz	1.000 MHz	15.71890 GHz	-51.31 dBm	-26.31 dB
18.000 GHz	27.000 GHz	1.000 MHz	25.70997 GHz	-51.86 dBm	-26.86 dB

Date: 5.JAN.2020 14:58:22

Highest Channel / 16QAM

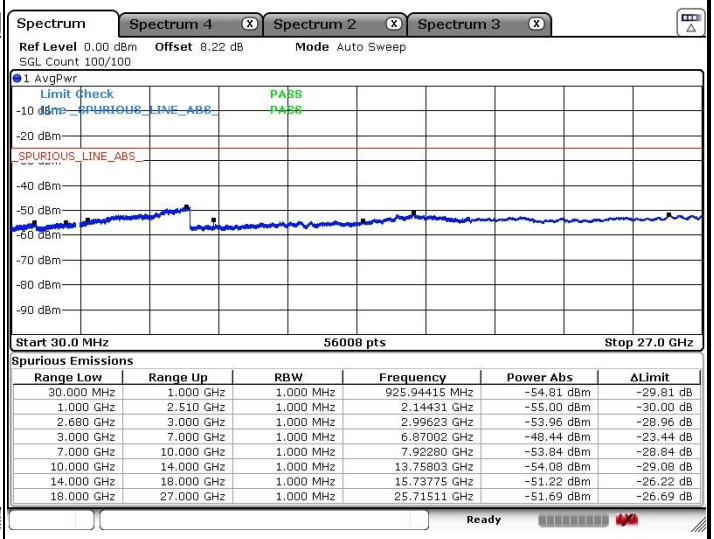

Spurious Emissions

Range Low	Range Up	RBW	Frequency	Power Abs	ΔLimit
30.000 MHz	1.000 GHz	1.000 MHz	925.94415 MHz	-54.81 dBm	-29.81 dB
1.000 GHz	2.510 GHz	1.000 MHz	2.14431 GHz	-55.00 dBm	-30.00 dB
2.680 GHz	3.000 GHz	1.000 MHz	2.99623 GHz	-53.96 dBm	-28.96 dB
3.000 GHz	7.000 GHz	1.000 MHz	6.87002 GHz	-48.44 dBm	-23.44 dB
7.000 GHz	10.000 GHz	1.000 MHz	7.92280 GHz	-53.84 dBm	-28.84 dB
10.000 GHz	14.000 GHz	1.000 MHz	13.75803 GHz	-54.08 dBm	-29.08 dB
14.000 GHz	18.000 GHz	1.000 MHz	15.73775 GHz	-51.22 dBm	-26.22 dB
18.000 GHz	27.000 GHz	1.000 MHz	25.71511 GHz	-51.69 dBm	-26.69 dB

Date: 5.JAN.2020 14:57:27

LTE Band 41 / 20MHz

Lowest Channel / QPSK

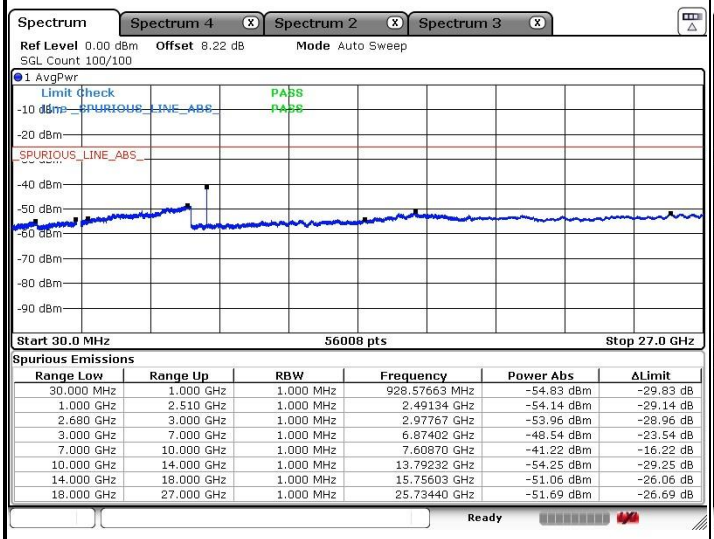

Spurious Emissions

Range Low	Range Up	RBW	Frequency	Power Abs	ΔLimit
30.000 MHz	1.000 GHz	1.000 MHz	928.57663 MHz	-54.83 dBm	-29.83 dB
1.000 GHz	2.510 GHz	1.000 MHz	2.49134 GHz	-54.14 dBm	-29.14 dB
2.680 GHz	3.000 GHz	1.000 MHz	2.97767 GHz	-53.96 dBm	-28.96 dB
3.000 GHz	7.000 GHz	1.000 MHz	6.87402 GHz	-48.54 dBm	-23.54 dB
7.000 GHz	10.000 GHz	1.000 MHz	7.60870 GHz	-41.22 dBm	-16.22 dB
10.000 GHz	14.000 GHz	1.000 MHz	13.79232 GHz	-54.25 dBm	-29.25 dB
14.000 GHz	18.000 GHz	1.000 MHz	15.75603 GHz	-51.06 dBm	-26.06 dB
18.000 GHz	27.000 GHz	1.000 MHz	25.73440 GHz	-51.69 dBm	-26.69 dB

Date: 5.JAN.2020 15:37:36

Lowest Channel / 16QAM

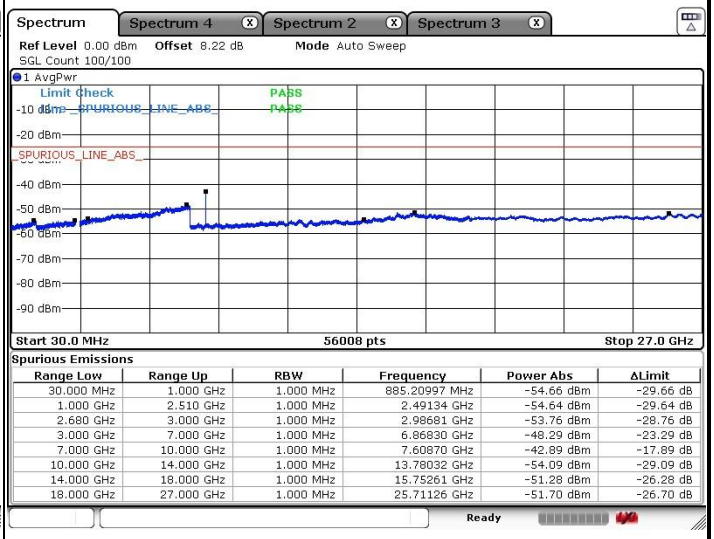

Spurious Emissions

Range Low	Range Up	RBW	Frequency	Power Abs	ΔLimit
30.000 MHz	1.000 GHz	1.000 MHz	885.20997 MHz	-54.66 dBm	-29.66 dB
1.000 GHz	2.510 GHz	1.000 MHz	2.49134 GHz	-54.64 dBm	-29.64 dB
2.680 GHz	3.000 GHz	1.000 MHz	2.98681 GHz	-53.76 dBm	-28.76 dB
3.000 GHz	7.000 GHz	1.000 MHz	6.86830 GHz	-48.29 dBm	-23.29 dB
7.000 GHz	10.000 GHz	1.000 MHz	7.60870 GHz	-42.89 dBm	-17.89 dB
10.000 GHz	14.000 GHz	1.000 MHz	13.78032 GHz	-54.09 dBm	-29.09 dB
14.000 GHz	18.000 GHz	1.000 MHz	15.75261 GHz	-51.28 dBm	-26.28 dB
18.000 GHz	27.000 GHz	1.000 MHz	25.71126 GHz	-51.70 dBm	-26.70 dB

Date: 5.JAN.2020 15:38:52

LTE Band 41 / 20MHz

Middle Channel / QPSK

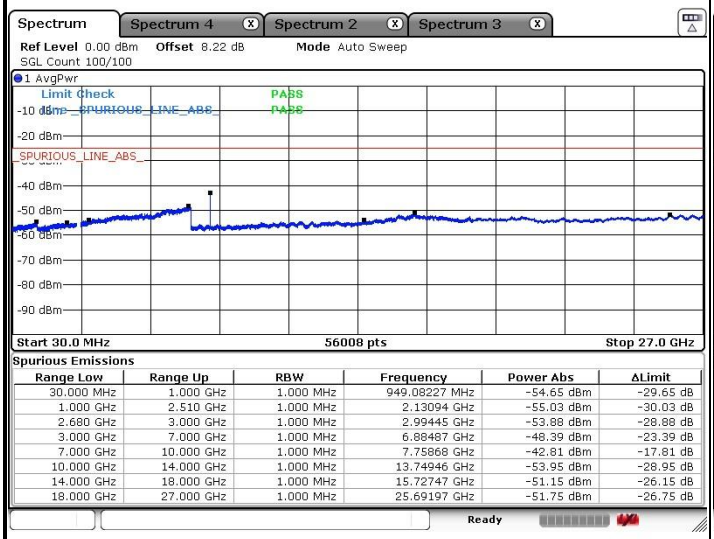

Spurious Emissions

Range Low	Range Up	RBW	Frequency	Power Abs	ΔLimit
30.000 MHz	1.000 GHz	1.000 MHz	949.08227 MHz	-54.65 dBm	-29.65 dB
1.000 GHz	2.510 GHz	1.000 MHz	2.13094 GHz	-55.03 dBm	-30.03 dB
2.680 GHz	3.000 GHz	1.000 MHz	2.99445 GHz	-53.88 dBm	-28.88 dB
3.000 GHz	7.000 GHz	1.000 MHz	6.88487 GHz	-48.39 dBm	-23.39 dB
7.000 GHz	10.000 GHz	1.000 MHz	7.75868 GHz	-42.81 dBm	-17.81 dB
10.000 GHz	14.000 GHz	1.000 MHz	13.74946 GHz	-53.95 dBm	-28.95 dB
14.000 GHz	18.000 GHz	1.000 MHz	15.72747 GHz	-51.15 dBm	-26.15 dB
18.000 GHz	27.000 GHz	1.000 MHz	25.69197 GHz	-51.75 dBm	-26.75 dB

Date: 5.JAN.2020 15:42:36

Middle Channel / 16QAM

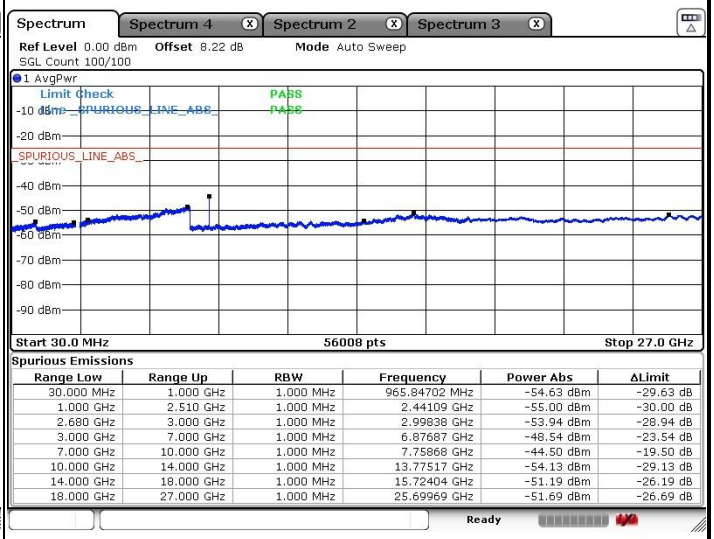

Spurious Emissions

Range Low	Range Up	RBW	Frequency	Power Abs	ΔLimit
30.000 MHz	1.000 GHz	1.000 MHz	965.84702 MHz	-54.63 dBm	-29.63 dB
1.000 GHz	2.510 GHz	1.000 MHz	2.44109 GHz	-55.00 dBm	-30.00 dB
2.680 GHz	3.000 GHz	1.000 MHz	2.99838 GHz	-53.94 dBm	-28.94 dB
3.000 GHz	7.000 GHz	1.000 MHz	6.87687 GHz	-48.54 dBm	-23.54 dB
7.000 GHz	10.000 GHz	1.000 MHz	7.75868 GHz	-44.50 dBm	-19.50 dB
10.000 GHz	14.000 GHz	1.000 MHz	13.77517 GHz	-54.13 dBm	-29.13 dB
14.000 GHz	18.000 GHz	1.000 MHz	15.72404 GHz	-51.19 dBm	-26.19 dB
18.000 GHz	27.000 GHz	1.000 MHz	25.69969 GHz	-51.69 dBm	-26.69 dB

Date: 5.JAN.2020 15:41:47

Highest Channel / QPSK

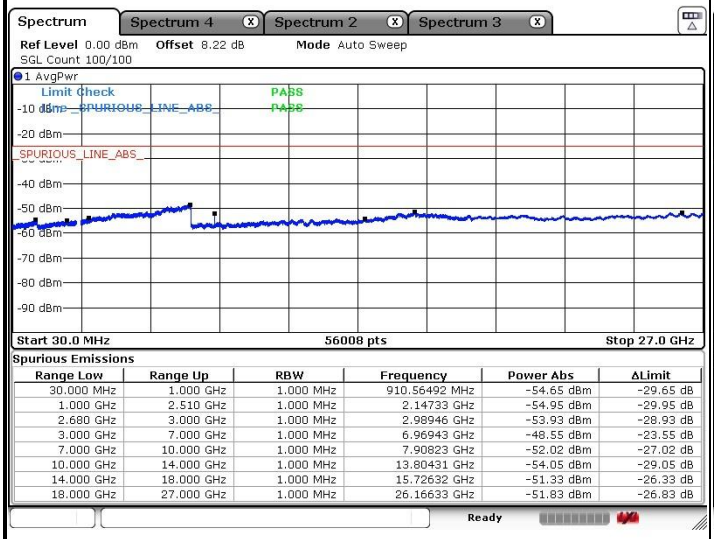

Spurious Emissions

Range Low	Range Up	RBW	Frequency	Power Abs	ΔLimit
30.000 MHz	1.000 GHz	1.000 MHz	910.56492 MHz	-54.65 dBm	-29.65 dB
1.000 GHz	2.510 GHz	1.000 MHz	2.14733 GHz	-54.95 dBm	-29.95 dB
2.680 GHz	3.000 GHz	1.000 MHz	2.98946 GHz	-53.93 dBm	-28.93 dB
3.000 GHz	7.000 GHz	1.000 MHz	6.96943 GHz	-48.55 dBm	-23.55 dB
7.000 GHz	10.000 GHz	1.000 MHz	7.90823 GHz	-52.02 dBm	-27.02 dB
10.000 GHz	14.000 GHz	1.000 MHz	13.80431 GHz	-54.05 dBm	-29.05 dB
14.000 GHz	18.000 GHz	1.000 MHz	15.72632 GHz	-51.33 dBm	-26.33 dB
18.000 GHz	27.000 GHz	1.000 MHz	26.16633 GHz	-51.83 dBm	-26.83 dB

Date: 5.JAN.2020 15:43:45

Highest Channel / 16QAM

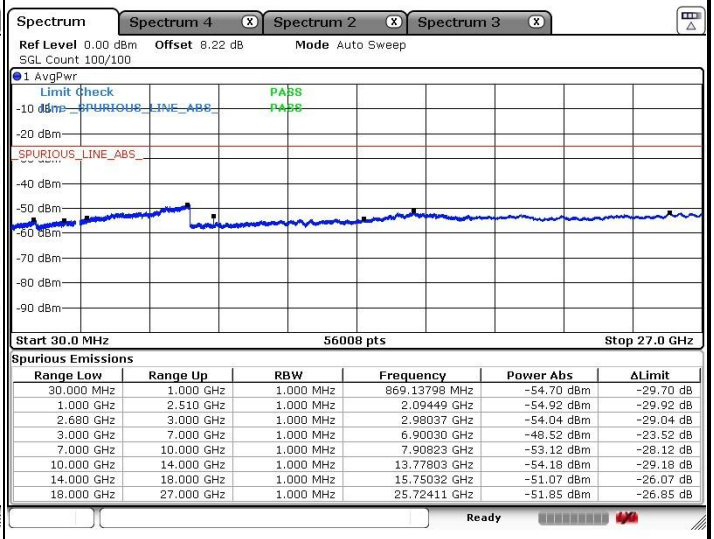

Spurious Emissions

Range Low	Range Up	RBW	Frequency	Power Abs	ΔLimit
30.000 MHz	1.000 GHz	1.000 MHz	869.13798 MHz	-54.70 dBm	-29.70 dB
1.000 GHz	2.510 GHz	1.000 MHz	2.09449 GHz	-54.92 dBm	-29.92 dB
2.680 GHz	3.000 GHz	1.000 MHz	2.98037 GHz	-54.04 dBm	-29.04 dB
3.000 GHz	7.000 GHz	1.000 MHz	6.90030 GHz	-48.52 dBm	-23.52 dB
7.000 GHz	10.000 GHz	1.000 MHz	7.90823 GHz	-53.12 dBm	-28.12 dB
10.000 GHz	14.000 GHz	1.000 MHz	13.77803 GHz	-54.18 dBm	-29.18 dB
14.000 GHz	18.000 GHz	1.000 MHz	15.75032 GHz	-51.07 dBm	-26.07 dB
18.000 GHz	27.000 GHz	1.000 MHz	25.72411 GHz	-51.85 dBm	-26.85 dB

Date: 5.JAN.2020 15:45:04

LTE Band 41 / 5MHz

Lowest Channel / 64QAM

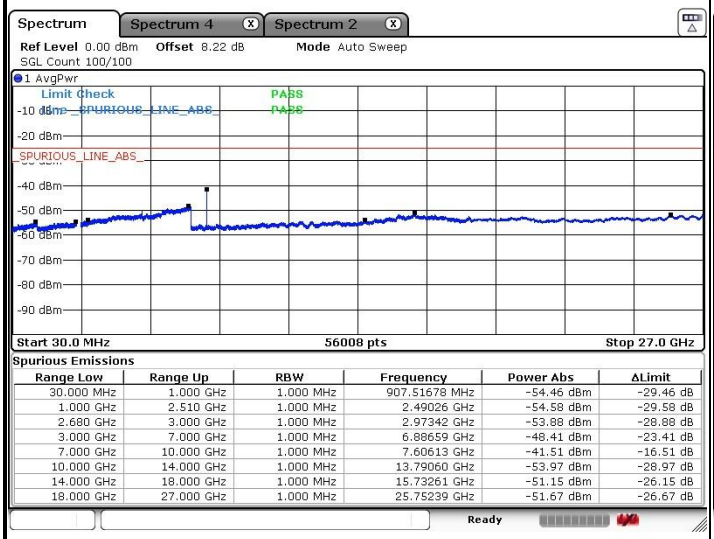

Spurious Emissions

Range Low	Range Up	RBW	Frequency	Power Abs	ΔLimit
30.000 MHz	1.000 GHz	1.000 MHz	907.51678 MHz	-54.46 dBm	-29.46 dB
1.000 GHz	2.510 GHz	1.000 MHz	2.49026 GHz	-54.58 dBm	-29.58 dB
2.680 GHz	3.000 GHz	1.000 MHz	2.97342 GHz	-53.88 dBm	-28.88 dB
3.000 GHz	7.000 GHz	1.000 MHz	6.88659 GHz	-48.41 dBm	-23.41 dB
7.000 GHz	10.000 GHz	1.000 MHz	7.60613 GHz	-41.51 dBm	-16.51 dB
10.000 GHz	14.000 GHz	1.000 MHz	13.79060 GHz	-53.97 dBm	-28.97 dB
14.000 GHz	18.000 GHz	1.000 MHz	15.73261 GHz	-51.15 dBm	-26.15 dB
18.000 GHz	27.000 GHz	1.000 MHz	25.75239 GHz	-51.67 dBm	-26.67 dB

Date: 5.JAN.2020 13:04:47

Middle Channel / 64QAM

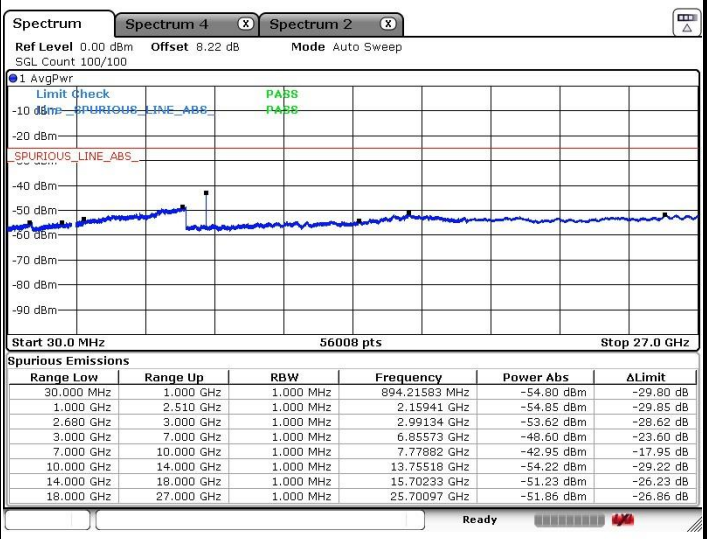

Spurious Emissions

Range Low	Range Up	RBW	Frequency	Power Abs	ΔLimit
30.000 MHz	1.000 GHz	1.000 MHz	894.21583 MHz	-54.80 dBm	-29.80 dB
1.000 GHz	2.510 GHz	1.000 MHz	2.15941 GHz	-54.85 dBm	-29.85 dB
2.680 GHz	3.000 GHz	1.000 MHz	2.99134 GHz	-53.62 dBm	-28.62 dB
3.000 GHz	7.000 GHz	1.000 MHz	6.85573 GHz	-48.60 dBm	-23.60 dB
7.000 GHz	10.000 GHz	1.000 MHz	7.77882 GHz	-42.95 dBm	-17.95 dB
10.000 GHz	14.000 GHz	1.000 MHz	13.75518 GHz	-54.22 dBm	-29.22 dB
14.000 GHz	18.000 GHz	1.000 MHz	15.70233 GHz	-51.23 dBm	-26.23 dB
18.000 GHz	27.000 GHz	1.000 MHz	25.70097 GHz	-51.86 dBm	-26.86 dB

Date: 5.JAN.2020 13:05:46

Highest Channel / 64QAM

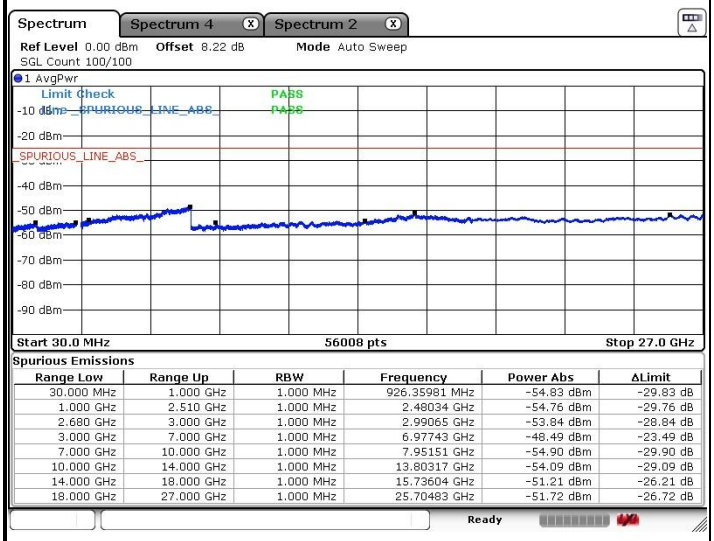

Spurious Emissions

Range Low	Range Up	RBW	Frequency	Power Abs	ΔLimit
30.000 MHz	1.000 GHz	1.000 MHz	926.35981 MHz	-54.83 dBm	-29.83 dB
1.000 GHz	2.510 GHz	1.000 MHz	2.48034 GHz	-54.76 dBm	-29.76 dB
2.680 GHz	3.000 GHz	1.000 MHz	2.99065 GHz	-53.84 dBm	-28.84 dB
3.000 GHz	7.000 GHz	1.000 MHz	6.97743 GHz	-48.49 dBm	-23.49 dB
7.000 GHz	10.000 GHz	1.000 MHz	7.95151 GHz	-54.90 dBm	-29.90 dB
10.000 GHz	14.000 GHz	1.000 MHz	13.80317 GHz	-54.09 dBm	-29.09 dB
14.000 GHz	18.000 GHz	1.000 MHz	15.73604 GHz	-51.21 dBm	-26.21 dB
18.000 GHz	27.000 GHz	1.000 MHz	25.70483 GHz	-51.72 dBm	-26.72 dB

Date: 5.JAN.2020 13:10:24

LTE Band 41 / 10MHz

Lowest Channel / 64QAM

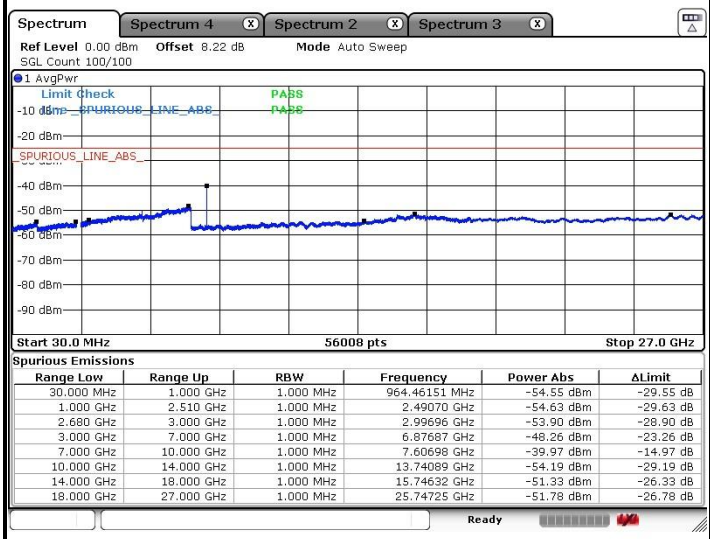

Spurious Emissions

Range Low	Range Up	RBW	Frequency	Power Abs	ΔLimit
30.000 MHz	1.000 GHz	1.000 MHz	964.46151 MHz	-54.55 dBm	-29.55 dB
1.000 GHz	2.510 GHz	1.000 MHz	2.49070 GHz	-54.63 dBm	-29.63 dB
2.680 GHz	3.000 GHz	1.000 MHz	2.99696 GHz	-53.90 dBm	-28.90 dB
3.000 GHz	7.000 GHz	1.000 MHz	6.87687 GHz	-48.26 dBm	-23.26 dB
7.000 GHz	10.000 GHz	1.000 MHz	7.60698 GHz	-39.97 dBm	-14.97 dB
10.000 GHz	14.000 GHz	1.000 MHz	13.74089 GHz	-54.19 dBm	-29.19 dB
14.000 GHz	18.000 GHz	1.000 MHz	15.74632 GHz	-51.33 dBm	-26.33 dB
18.000 GHz	27.000 GHz	1.000 MHz	25.74725 GHz	-51.78 dBm	-26.78 dB

Date: 5.JAN.2020 14:48:27

Middle Channel / 64QAM

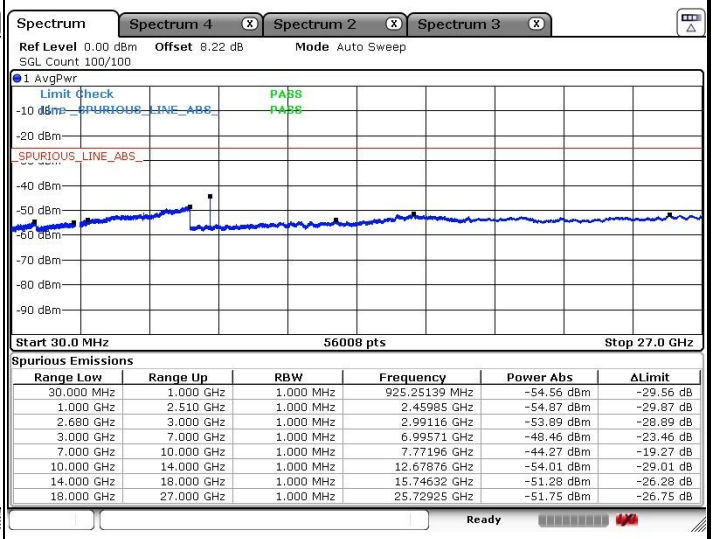

Spurious Emissions

Range Low	Range Up	RBW	Frequency	Power Abs	ΔLimit
30.000 MHz	1.000 GHz	1.000 MHz	925.25139 MHz	-54.56 dBm	-29.56 dB
1.000 GHz	2.510 GHz	1.000 MHz	2.45985 GHz	-54.87 dBm	-29.87 dB
2.680 GHz	3.000 GHz	1.000 MHz	2.99116 GHz	-53.89 dBm	-28.89 dB
3.000 GHz	7.000 GHz	1.000 MHz	6.99571 GHz	-48.46 dBm	-23.46 dB
7.000 GHz	10.000 GHz	1.000 MHz	7.77196 GHz	-44.27 dBm	-19.27 dB
10.000 GHz	14.000 GHz	1.000 MHz	12.67876 GHz	-54.01 dBm	-29.01 dB
14.000 GHz	18.000 GHz	1.000 MHz	15.74632 GHz	-51.28 dBm	-26.28 dB
18.000 GHz	27.000 GHz	1.000 MHz	25.72925 GHz	-51.75 dBm	-26.75 dB

Date: 5.JAN.2020 14:38:35

Highest Channel / 64QAM

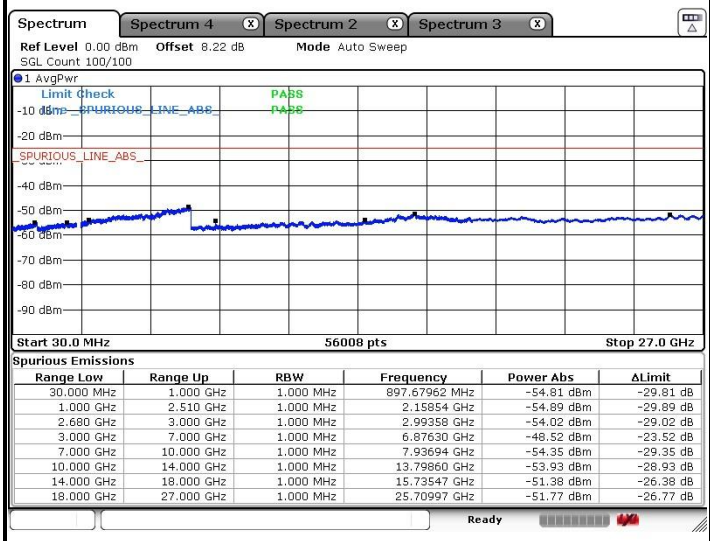

Spurious Emissions

Range Low	Range Up	RBW	Frequency	Power Abs	ΔLimit
30.000 MHz	1.000 GHz	1.000 MHz	897.67962 MHz	-54.81 dBm	-29.81 dB
1.000 GHz	2.510 GHz	1.000 MHz	2.15854 GHz	-54.89 dBm	-29.89 dB
2.680 GHz	3.000 GHz	1.000 MHz	2.99358 GHz	-54.02 dBm	-29.02 dB
3.000 GHz	7.000 GHz	1.000 MHz	6.87630 GHz	-48.52 dBm	-23.52 dB
7.000 GHz	10.000 GHz	1.000 MHz	7.93694 GHz	-54.35 dBm	-29.35 dB
10.000 GHz	14.000 GHz	1.000 MHz	13.79860 GHz	-53.93 dBm	-28.93 dB
14.000 GHz	18.000 GHz	1.000 MHz	15.73547 GHz	-51.38 dBm	-26.38 dB
18.000 GHz	27.000 GHz	1.000 MHz	25.70997 GHz	-51.77 dBm	-26.77 dB

Date: 5.JAN.2020 14:37:35

LTE Band 41 / 15MHz

Lowest Channel / 64QAM

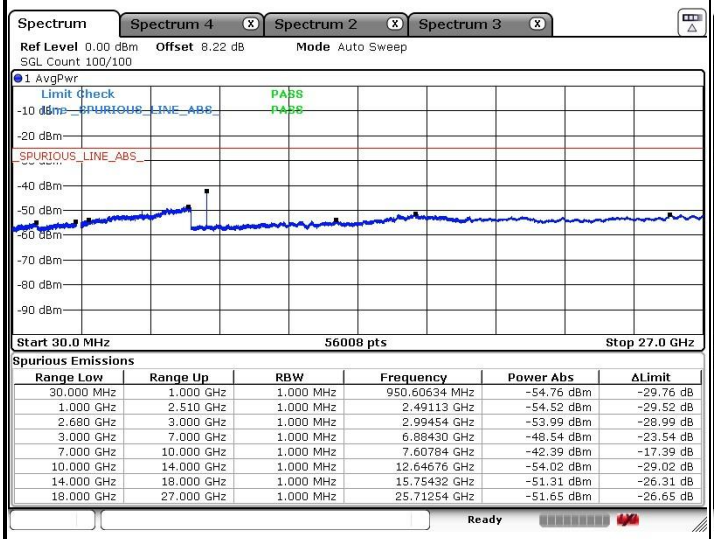

Spurious Emissions

Range Low	Range Up	RBW	Frequency	Power Abs	ΔLimit
30.000 MHz	1.000 GHz	1.000 MHz	950.60634 MHz	-54.76 dBm	-29.76 dB
1.000 GHz	2.510 GHz	1.000 MHz	2.49113 GHz	-54.52 dBm	-29.52 dB
2.680 GHz	3.000 GHz	1.000 MHz	2.99454 GHz	-53.99 dBm	-28.99 dB
3.000 GHz	7.000 GHz	1.000 MHz	6.88430 GHz	-48.54 dBm	-23.54 dB
7.000 GHz	10.000 GHz	1.000 MHz	7.60784 GHz	-42.39 dBm	-17.39 dB
10.000 GHz	14.000 GHz	1.000 MHz	12.64676 GHz	-54.02 dBm	-29.02 dB
14.000 GHz	18.000 GHz	1.000 MHz	15.75432 GHz	-51.31 dBm	-26.31 dB
18.000 GHz	27.000 GHz	1.000 MHz	25.71254 GHz	-51.65 dBm	-26.65 dB

Date: 5.JAN.2020 14:51:09

Middle Channel / 64QAM

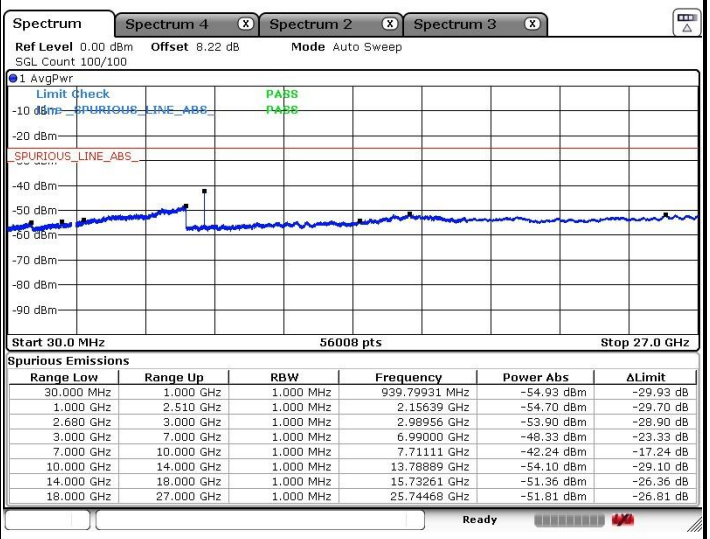

Spurious Emissions

Range Low	Range Up	RBW	Frequency	Power Abs	ΔLimit
30.000 MHz	1.000 GHz	1.000 MHz	939.79931 MHz	-54.93 dBm	-29.93 dB
1.000 GHz	2.510 GHz	1.000 MHz	2.15639 GHz	-54.70 dBm	-29.70 dB
2.680 GHz	3.000 GHz	1.000 MHz	2.98956 GHz	-53.90 dBm	-28.90 dB
3.000 GHz	7.000 GHz	1.000 MHz	6.99000 GHz	-48.33 dBm	-23.33 dB
7.000 GHz	10.000 GHz	1.000 MHz	7.71111 GHz	-42.24 dBm	-17.24 dB
10.000 GHz	14.000 GHz	1.000 MHz	13.78889 GHz	-54.10 dBm	-29.10 dB
14.000 GHz	18.000 GHz	1.000 MHz	15.73261 GHz	-51.36 dBm	-26.36 dB
18.000 GHz	27.000 GHz	1.000 MHz	25.74468 GHz	-51.81 dBm	-26.81 dB

Date: 5.JAN.2020 14:55:38

Highest Channel / 64QAM

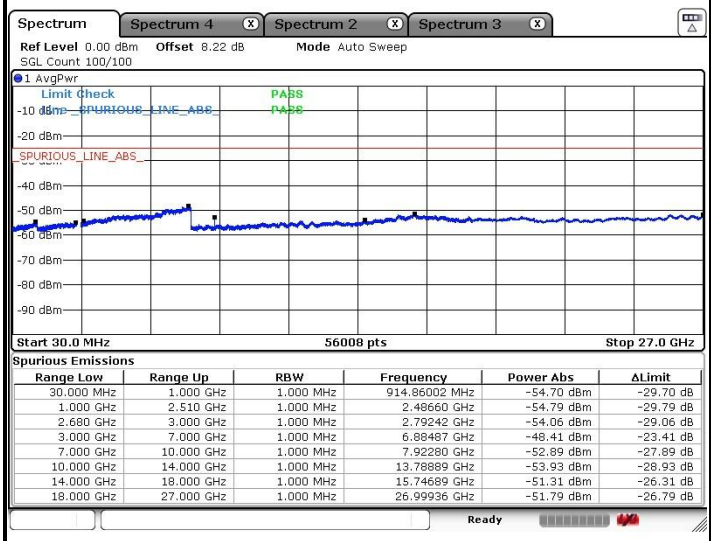

Spurious Emissions

Range Low	Range Up	RBW	Frequency	Power Abs	ΔLimit
30.000 MHz	1.000 GHz	1.000 MHz	914.86002 MHz	-54.70 dBm	-29.70 dB
1.000 GHz	2.510 GHz	1.000 MHz	2.48660 GHz	-54.79 dBm	-29.79 dB
2.680 GHz	3.000 GHz	1.000 MHz	2.79242 GHz	-54.06 dBm	-29.06 dB
3.000 GHz	7.000 GHz	1.000 MHz	6.88487 GHz	-48.41 dBm	-23.41 dB
7.000 GHz	10.000 GHz	1.000 MHz	7.92280 GHz	-52.89 dBm	-27.89 dB
10.000 GHz	14.000 GHz	1.000 MHz	13.78889 GHz	-53.93 dBm	-28.93 dB
14.000 GHz	18.000 GHz	1.000 MHz	15.74689 GHz	-51.31 dBm	-26.31 dB
18.000 GHz	27.000 GHz	1.000 MHz	26.99936 GHz	-51.79 dBm	-26.79 dB

Date: 5.JAN.2020 14:56:32

LTE Band 41 / 20MHz

Lowest Channel / 64QAM

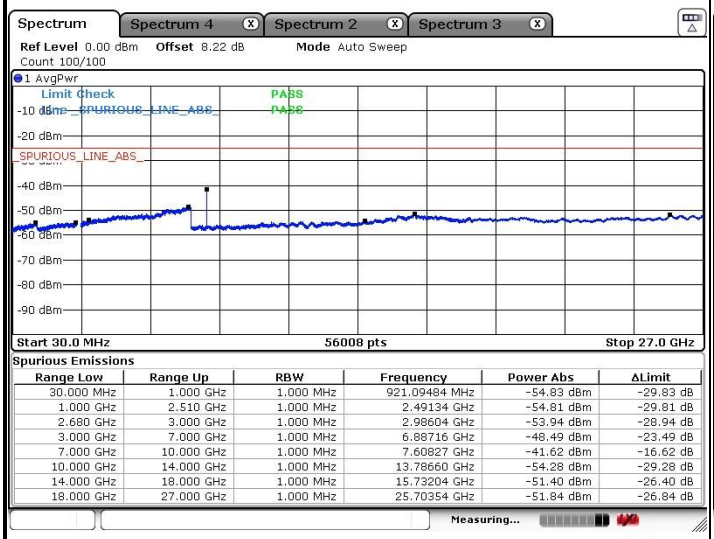

Spurious Emissions

Range Low	Range Up	RBW	Frequency	Power Abs	ΔLimit
30.000 MHz	1.000 GHz	1.000 MHz	921.09484 MHz	-54.83 dBm	-29.83 dB
1.000 GHz	2.510 GHz	1.000 MHz	2.49134 GHz	-54.81 dBm	-29.81 dB
2.680 GHz	3.000 GHz	1.000 MHz	2.98604 GHz	-53.94 dBm	-28.94 dB
3.000 GHz	7.000 GHz	1.000 MHz	6.88716 GHz	-48.49 dBm	-23.49 dB
7.000 GHz	10.000 GHz	1.000 MHz	7.60827 GHz	-41.62 dBm	-16.62 dB
10.000 GHz	14.000 GHz	1.000 MHz	13.78660 GHz	-54.28 dBm	-29.28 dB
14.000 GHz	18.000 GHz	1.000 MHz	15.73204 GHz	-51.40 dBm	-26.40 dB
18.000 GHz	27.000 GHz	1.000 MHz	25.70354 GHz	-51.84 dBm	-26.84 dB

Date: 5.JAN.2020 15:39:53

Middle Channel / 64QAM

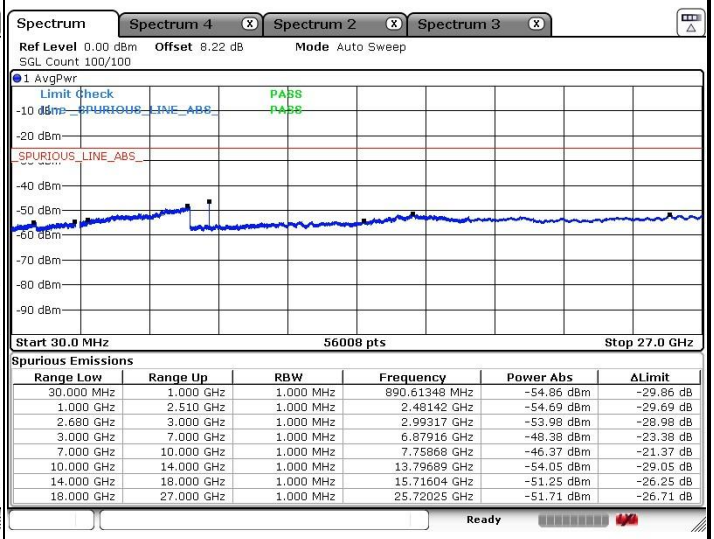

Spurious Emissions

Range Low	Range Up	RBW	Frequency	Power Abs	ΔLimit
30.000 MHz	1.000 GHz	1.000 MHz	890.61348 MHz	-54.86 dBm	-29.86 dB
1.000 GHz	2.510 GHz	1.000 MHz	2.48142 GHz	-54.69 dBm	-29.69 dB
2.680 GHz	3.000 GHz	1.000 MHz	2.99317 GHz	-53.98 dBm	-28.98 dB
3.000 GHz	7.000 GHz	1.000 MHz	6.87916 GHz	-48.38 dBm	-23.38 dB
7.000 GHz	10.000 GHz	1.000 MHz	7.75868 GHz	-46.37 dBm	-21.37 dB
10.000 GHz	14.000 GHz	1.000 MHz	13.79689 GHz	-54.05 dBm	-29.05 dB
14.000 GHz	18.000 GHz	1.000 MHz	15.71604 GHz	-51.25 dBm	-26.25 dB
18.000 GHz	27.000 GHz	1.000 MHz	25.72025 GHz	-51.71 dBm	-26.71 dB

Date: 5.JAN.2020 15:40:48

Highest Channel / 64QAM

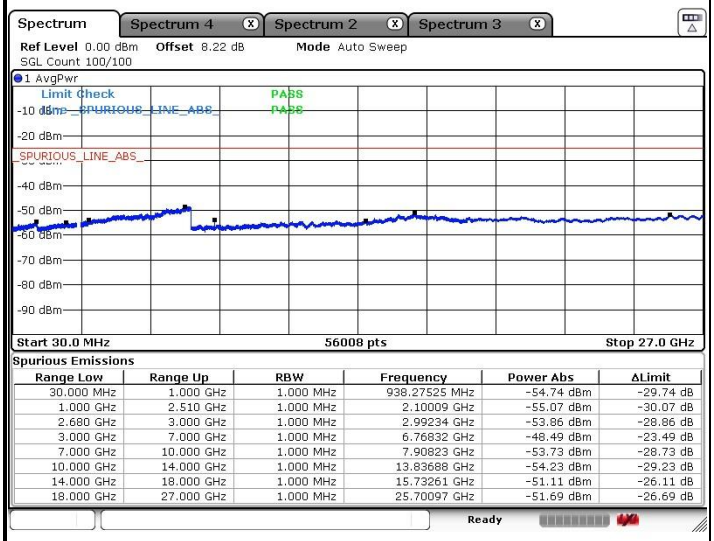

Spurious Emissions

Range Low	Range Up	RBW	Frequency	Power Abs	ΔLimit
30.000 MHz	1.000 GHz	1.000 MHz	938.27525 MHz	-54.74 dBm	-29.74 dB
1.000 GHz	2.510 GHz	1.000 MHz	2.10009 GHz	-55.07 dBm	-30.07 dB
2.680 GHz	3.000 GHz	1.000 MHz	2.99234 GHz	-53.86 dBm	-28.86 dB
3.000 GHz	7.000 GHz	1.000 MHz	6.76832 GHz	-48.49 dBm	-23.49 dB
7.000 GHz	10.000 GHz	1.000 MHz	7.90823 GHz	-53.73 dBm	-28.73 dB
10.000 GHz	14.000 GHz	1.000 MHz	13.83688 GHz	-54.23 dBm	-29.23 dB
14.000 GHz	18.000 GHz	1.000 MHz	15.73261 GHz	-51.11 dBm	-26.11 dB
18.000 GHz	27.000 GHz	1.000 MHz	25.70097 GHz	-51.69 dBm	-26.69 dB

Date: 5.JAN.2020 15:46:00

Frequency Stability

Test Conditions		LTE Band 41 (QPSK) / Middle Channel	Limit
Temperature (°C)	Voltage (Volt)	BW 10MHz	Note 2.
		Deviation (ppm)	Result
50	Normal Voltage	0.0024	PASS
40	Normal Voltage	0.0004	
30	Normal Voltage	0.0021	
20(Ref.)	Normal Voltage	0.0000	
10	Normal Voltage	0.0016	
0	Normal Voltage	0.0020	
-10	Normal Voltage	0.0021	
-20	Normal Voltage	0.0002	
-30	Normal Voltage	0.0002	
20	Maximum Voltage	0.0016	
20	Normal Voltage	0.0005	
20	Battery End Point	0.0004	

Note:

1. Normal Voltage =3.87 V. ; Battery End Point (BEP) =3.0 V. ; Maximum Voltage =4.45 V.
2. Note: The frequency fundamental emissions stay within the authorized frequency block.

Appendix B. Test Results of Radiated Test

Radiated Spurious Emission

Top Antenna

LTE Band 2 / 1.4MHz / QPSK									
Channel	Frequency (MHz)	EIRP (dBm)	Limit (dBm)	Over Limit (dB)	SPA Reading (dBm)	S.G. Power (dBm)	TX Cable loss (dB)	TX Antenna Gain (dBi)	Polarization (H/V)
Middle	3758.92	-57.92	-13	-44.92	-79.86	-65.67	4.85	12.60	H
	5638.38	-57.37	-13	-44.37	-80.99	-64.89	5.58	13.10	H
	7517.84	-55.11	-13	-42.11	-81.04	-59.85	6.56	11.30	H
	3758.92	-54.14	-13	-41.14	-79.24	-61.89	4.85	12.60	V
	5638.38	-57.35	-13	-44.35	-81.12	-64.87	5.58	13.10	V
	7517.84	-55.22	-13	-42.22	-81.14	-59.96	6.56	11.30	V

Remark: Spurious emissions within 30-1000MHz were found more than 20dB below limit line.

LTE Band 2 / 3MHz / QPSK									
Channel	Frequency (MHz)	EIRP (dBm)	Limit (dBm)	Over Limit (dB)	SPA Reading (dBm)	S.G. Power (dBm)	TX Cable loss (dB)	TX Antenna Gain (dBi)	Polarization (H/V)
Middle	3757.48	-57.98	-13	-44.98	-79.92	-65.73	4.85	12.60	H
	5636.22	-57.41	-13	-44.41	-81.03	-64.93	5.58	13.10	H
	7514.96	-55.34	-13	-42.34	-81.28	-60.08	6.56	11.30	H
	3757.48	-54.31	-13	-41.31	-79.41	-62.06	4.85	12.60	V
	5636.22	-57.29	-13	-44.29	-81.06	-64.81	5.58	13.10	V
	7514.96	-55.16	-13	-42.16	-81.09	-59.90	6.56	11.30	V

Remark: Spurious emissions within 30-1000MHz were found more than 20dB below limit line.

LTE Band 2 / 5MHz / QPSK									
Channel	Frequency (MHz)	EIRP (dBm)	Limit (dBm)	Over Limit (dB)	SPA Reading (dBm)	S.G. Power (dBm)	TX Cable loss (dB)	TX Antenna Gain (dBi)	Polarization (H/V)
Middle	3755.68	-57.83	-13	-44.83	-79.77	-65.58	4.85	12.60	H
	5633.52	-57.51	-13	-44.51	-81.13	-65.03	5.58	13.10	H
	7511.36	-55.09	-13	-42.09	-81.03	-59.83	6.56	11.30	H
	3755.68	-54.17	-13	-41.17	-79.27	-61.92	4.85	12.60	V
	5633.52	-57.30	-13	-44.30	-81.07	-64.82	5.58	13.10	V
	7511.36	-55.26	-13	-42.26	-81.19	-60.00	6.56	11.30	V

Remark: Spurious emissions within 30-1000MHz were found more than 20dB below limit line.

LTE Band 2 / 10MHz / QPSK									
Channel	Frequency (MHz)	EIRP (dBm)	Limit (dBm)	Over Limit (dB)	SPA Reading (dBm)	S.G. Power (dBm)	TX Cable loss (dB)	TX Antenna Gain (dBi)	Polarization (H/V)
Middle	3751.18	-57.82	-13	-44.82	-79.76	-65.57	4.85	12.60	H
	5626.77	-57.16	-13	-44.16	-80.86	-64.68	5.58	13.10	H
	7502	-54.46	-13	-41.46	-80.46	-59.20	6.56	11.30	H
	3751.18	-54.43	-13	-41.43	-79.53	-62.18	4.85	12.60	V
	5626.77	-56.93	-13	-43.93	-81.13	-64.45	5.58	13.10	V
	7502	-55.42	-13	-42.42	-81.41	-60.16	6.56	11.30	V

Remark: Spurious emissions within 30-1000MHz were found more than 20dB below limit line.

LTE Band 2 / 15MHz / QPSK									
Channel	Frequency (MHz)	EIRP (dBm)	Limit (dBm)	Over Limit (dB)	SPA Reading (dBm)	S.G. Power (dBm)	TX Cable loss (dB)	TX Antenna Gain (dBi)	Polarization (H/V)
Middle	3746.68	-58.02	-13	-45.02	-79.96	-65.77	4.85	12.60	H
	5620.02	-57.34	-13	-44.34	-81.04	-64.86	5.58	13.10	H
	7493.36	-55.11	-13	-42.11	-81.11	-59.85	6.56	11.30	H
	3746.68	-54.26	-13	-41.26	-79.36	-62.01	4.85	12.60	V
	5620.02	-56.74	-13	-43.74	-80.94	-64.26	5.58	13.10	V
	7493.36	-55.44	-13	-42.44	-81.43	-60.18	6.56	11.30	V

Remark: Spurious emissions within 30-1000MHz were found more than 20dB below limit line.

LTE Band 2 / 20MHz / QPSK									
Channel	Frequency (MHz)	EIRP (dBm)	Limit (dBm)	Over Limit (dB)	SPA Reading (dBm)	S.G. Power (dBm)	TX Cable loss (dB)	TX Antenna Gain (dBi)	Polarization (H/V)
Middle	3742.18	-58.01	-13	-45.01	-80.50	-65.76	4.85	12.60	H
	5613.27	-57.15	-13	-44.15	-80.93	-64.67	5.58	13.10	H
	7484.36	-55.16	-13	-42.16	-81.23	-59.90	6.56	11.30	H
	3742.18	-54.24	-13	-41.24	-78.74	-61.99	4.85	12.60	V
	5613.27	-56.18	-13	-43.18	-80.81	-63.70	5.58	13.10	V
	7484.36	-54.93	-13	-41.93	-80.98	-59.67	6.56	11.30	V

Remark: Spurious emissions within 30-1000MHz were found more than 20dB below limit line.

LTE Band 4 / 1.4MHz / QPSK									
Channel	Frequency (MHz)	EIRP (dBm)	Limit (dBm)	Over Limit (dB)	SPA Reading (dBm)	S.G. Power (dBm)	TX Cable loss (dB)	TX Antenna Gain (dBi)	Polarization (H/V)
Middle	3463.74	-56.98	-13	-43.98	-78.52	-65.21	4.37	12.60	H
	5195.61	-58.08	-13	-45.08	-81.68	-65.84	4.94	12.70	H
	6927.48	-56.65	-13	-43.65	-81.80	-62.03	6.32	11.70	H
	3463.74	-56.99	-13	-43.99	-78.33	-65.22	4.37	12.60	V
	5195.61	-57.40	-13	-44.40	-81.27	-65.16	4.94	12.70	V
	6927.48	-54.53	-13	-41.53	-80.6	-59.91	6.32	11.70	V

Remark: Spurious emissions within 30-1000MHz were found more than 20dB below limit line.

LTE Band 4 / 3MHz / QPSK									
Channel	Frequency (MHz)	EIRP (dBm)	Limit (dBm)	Over Limit (dB)	SPA Reading (dBm)	S.G. Power (dBm)	TX Cable loss (dB)	TX Antenna Gain (dBi)	Polarization (H/V)
Middle	3462.48	-57.18	-13	-44.18	-78.72	-65.41	4.37	12.60	H
	5193.72	-57.89	-13	-44.89	-81.49	-65.65	4.94	12.70	H
	6924.96	-56.45	-13	-43.45	-81.60	-61.83	6.32	11.70	H
	3462.48	-56.68	-13	-43.68	-78.02	-64.91	4.37	12.60	V
	5193.72	-57.94	-13	-44.94	-81.81	-65.70	4.94	12.70	V
	6924.96	-55.05	-13	-42.05	-81.12	-60.43	6.32	11.70	V

Remark: Spurious emissions within 30-1000MHz were found more than 20dB below limit line.

LTE Band 4 / 5MHz / QPSK									
Channel	Frequency (MHz)	EIRP (dBm)	Limit (dBm)	Over Limit (dB)	SPA Reading (dBm)	S.G. Power (dBm)	TX Cable loss (dB)	TX Antenna Gain (dBi)	Polarization (H/V)
Middle	3460.68	-57.36	-13	-44.36	-78.90	-65.59	4.37	12.60	H
	5191.02	-58.14	-13	-45.14	-81.74	-65.90	4.94	12.70	H
	6921.36	-56.71	-13	-43.71	-81.82	-62.09	6.32	11.70	H
	3460.68	-56.98	-13	-43.98	-78.32	-65.21	4.37	12.60	V
	5191.02	-57.83	-13	-44.83	-81.7	-65.59	4.94	12.70	V
	6921.36	-54.40	-13	-41.40	-80.61	-59.78	6.32	11.70	V

Remark: Spurious emissions within 30-1000MHz were found more than 20dB below limit line.

LTE Band 4 / 10MHz / QPSK									
Channel	Frequency (MHz)	EIRP (dBm)	Limit (dBm)	Over Limit (dB)	SPA Reading (dBm)	S.G. Power (dBm)	TX Cable loss (dB)	TX Antenna Gain (dBi)	Polarization (H/V)
Middle	3456.18	-55.69	-13	-42.69	-76.43	-63.92	4.37	12.60	H
	5184.27	-58.02	-13	-45.02	-81.50	-65.78	4.94	12.70	H
	6912.36	-56.97	-13	-43.97	-82.08	-62.35	6.32	11.70	H
	3456.18	-56.79	-13	-43.79	-78.47	-65.02	4.37	12.60	V
	5184.27	-57.31	-13	-44.31	-81.18	-65.07	4.94	12.70	V
	6912.36	-54.67	-13	-41.67	-80.88	-60.05	6.32	11.70	V

Remark: Spurious emissions within 30-1000MHz were found more than 20dB below limit line.

LTE Band 4 / 15MHz / QPSK									
Channel	Frequency (MHz)	EIRP (dBm)	Limit (dBm)	Over Limit (dB)	SPA Reading (dBm)	S.G. Power (dBm)	TX Cable loss (dB)	TX Antenna Gain (dBi)	Polarization (H/V)
Middle	3451.68	-56.72	-13	-43.72	-77.46	-64.95	4.37	12.60	H
	5177.52	-57.65	-13	-44.65	-81.13	-65.41	4.94	12.70	H
	6903.36	-56.95	-13	-43.95	-82.03	-62.33	6.32	11.70	H
	3451.68	-55.60	-13	-42.60	-77.28	-63.83	4.37	12.60	V
	5177.52	-57.40	-13	-44.40	-81.27	-65.16	4.94	12.70	V
	6903.36	-54.48	-13	-41.48	-80.84	-59.86	6.32	11.70	V

Remark: Spurious emissions within 30-1000MHz were found more than 20dB below limit line.

LTE Band 4 / 20MHz / QPSK									
Channel	Frequency (MHz)	EIRP (dBm)	Limit (dBm)	Over Limit (dB)	SPA Reading (dBm)	S.G. Power (dBm)	TX Cable loss (dB)	TX Antenna Gain (dBi)	Polarization (H/V)
Middle	3447.18	-55.47	-13	-42.47	-76.21	-63.70	4.37	12.60	H
	5170.77	-58.09	-13	-45.09	-81.45	-65.85	4.94	12.70	H
	6894.36	-56.81	-13	-43.81	-81.90	-62.19	6.32	11.70	H
	3447.18	-54.73	-13	-41.73	-76.41	-62.96	4.37	12.60	V
	5170.77	-57.16	-13	-44.16	-81.02	-64.92	4.94	12.70	V
	6894.36	-53.34	-13	-40.34	-79.71	-58.72	6.32	11.70	V

Remark: Spurious emissions within 30-1000MHz were found more than 20dB below limit line.

LTE Band 5 / 1.4MHz / QPSK									
Channel	Frequency (MHz)	ERP (dBm)	Limit (dBm)	Over Limit (dB)	SPA Reading (dBm)	S.G. Power (dBm)	TX Cable loss (dB)	TX Antenna Gain (dBi)	Polarization (H/V)
Middle	1671.92	-66.51	-13	-53.51	-77.45	-69.76	4.00	9.40	H
	2507.88	-60.86	-13	-47.86	-79.46	-64.43	4.88	10.60	H
	3343.84	-59.96	-13	-46.96	-80.57	-64.89	5.52	12.60	H
	1671.92	-65.98	-13	-52.98	-77.63	-69.23	4.00	9.40	V
	2507.88	-60.79	-13	-47.79	-79.60	-64.36	4.88	10.60	V
	3343.84	-59.82	-13	-46.82	-80.73	-64.75	5.52	12.60	V

Remark: Spurious emissions within 30-1000MHz were found more than 20dB below limit line.

LTE Band 5 / 3MHz / QPSK									
Channel	Frequency (MHz)	ERP (dBm)	Limit (dBm)	Over Limit (dB)	SPA Reading (dBm)	S.G. Power (dBm)	TX Cable loss (dB)	TX Antenna Gain (dBi)	Polarization (H/V)
Middle	1670.48	-66.41	-13	-53.41	-77.29	-69.66	4.00	9.40	H
	2505.72	-60.82	-13	-47.82	-79.42	-64.39	4.88	10.60	H
	3340.96	-59.85	-13	-46.85	-80.46	-64.78	5.52	12.60	H
	1670.48	-65.93	-13	-52.93	-77.48	-69.18	4.00	9.40	V
	2505.72	-60.37	-13	-47.37	-79.18	-63.94	4.88	10.60	V
	3340.96	-59.62	-13	-46.62	-80.53	-64.55	5.52	12.60	V

Remark: Spurious emissions within 30-1000MHz were found more than 20dB below limit line.

LTE Band 5 / 5MHz / QPSK									
Channel	Frequency (MHz)	ERP (dBm)	Limit (dBm)	Over Limit (dB)	SPA Reading (dBm)	S.G. Power (dBm)	TX Cable loss (dB)	TX Antenna Gain (dBi)	Polarization (H/V)
Middle	1668.68	-66.03	-13	-53.03	-76.91	-69.28	4.00	9.40	H
	2503.02	-60.64	-13	-47.64	-79.11	-64.21	4.88	10.60	H
	3337.36	-60.23	-13	-47.23	-80.74	-65.16	5.52	12.60	H
	1668.68	-65.85	-13	-52.85	-77.40	-69.10	4.00	9.40	V
	2503.02	-60.17	-13	-47.17	-78.90	-63.74	4.88	10.60	V
	3337.36	-59.29	-13	-46.29	-80.30	-64.22	5.52	12.60	V

Remark: Spurious emissions within 30-1000MHz were found more than 20dB below limit line.

LTE Band 5 / 10MHz / QPSK									
Channel	Frequency (MHz)	ERP (dBm)	Limit (dBm)	Over Limit (dB)	SPA Reading (dBm)	S.G. Power (dBm)	TX Cable loss (dB)	TX Antenna Gain (dBi)	Polarization (H/V)
Middle	1664.18	-67.12	-13	-54.12	-78.00	-70.37	4.00	9.40	H
	2496.27	-60.98	-13	-47.98	-79.45	-64.55	4.88	10.60	H
	3328.36	-60.48	-13	-47.48	-80.99	-65.41	5.52	12.60	H
	1664.18	-66.07	-13	-53.07	-77.62	-69.32	4.00	9.40	V
	2496.27	-60.75	-13	-47.75	-79.48	-64.32	4.88	10.60	V
	3328.36	-59.74	-13	-46.74	-80.75	-64.67	5.52	12.60	V

Remark: Spurious emissions within 30-1000MHz were found more than 20dB below limit line.

LTE Band 7 / 5MHz / QPSK									
Channel	Frequency (MHz)	EIRP (dBm)	Limit (dBm)	Over Limit (dB)	SPA Reading (dBm)	S.G. Power (dBm)	TX Cable loss (dB)	TX Antenna Gain (dBi)	Polarization (H/V)
Middle	5065.68	-58.36	-25	-33.36	-80.99	-60.06	11.80	13.50	H
	7598.52	-55.85	-25	-30.85	-81.46	-56.45	13.00	13.60	H
	10131.36	-58.17	-25	-33.17	-87.54	-57.82	14.85	14.50	H
	5065.68	-57.37	-25	-32.37	-81.21	-62.93	7.14	12.70	V
	7598.52	-55.62	-25	-30.62	-81.23	-58.92	8.30	11.60	V
	10131.36	-57.17	-25	-32.17	-87.59	-58.69	10.48	12.00	V

Remark: Spurious emissions within 30-1000MHz were found more than 20dB below limit line.

LTE Band 7 / 10MHz / QPSK									
Channel	Frequency (MHz)	EIRP (dBm)	Limit (dBm)	Over Limit (dB)	SPA Reading (dBm)	S.G. Power (dBm)	TX Cable loss (dB)	TX Antenna Gain (dBi)	Polarization (H/V)
Middle	5061.18	-58.61	-25	-33.61	-81.24	-60.31	11.80	13.50	H
	7591.77	-56.47	-25	-31.47	-82.08	-57.07	13.00	13.60	H
	10122.36	-58.07	-25	-33.07	-87.44	-57.72	14.85	14.50	H
	5061.18	-57.55	-25	-32.55	-81.39	-63.11	7.14	12.70	V
	7591.77	-56.19	-25	-31.19	-81.8	-59.49	8.30	11.60	V
	10122.36	-57.33	-25	-32.33	-87.75	-58.85	10.48	12.00	V

Remark: Spurious emissions within 30-1000MHz were found more than 20dB below limit line.

LTE Band 7 / 15MHz / QPSK									
Channel	Frequency (MHz)	EIRP (dBm)	Limit (dBm)	Over Limit (dB)	SPA Reading (dBm)	S.G. Power (dBm)	TX Cable loss (dB)	TX Antenna Gain (dBi)	Polarization (H/V)
Middle	5056.68	-58.90	-25	-33.90	-81.53	-60.60	11.80	13.50	H
	7585.02	-56.34	-25	-31.34	-82.02	-56.94	13.00	13.60	H
	10113.36	-58.13	-25	-33.13	-87.48	-57.78	14.85	14.50	H
	5056.68	-57.23	-25	-32.23	-81.07	-62.79	7.14	12.70	V
	7585.02	-56.24	-25	-31.24	-81.92	-59.54	8.30	11.60	V
	10113.36	-57.07	-25	-32.07	-87.4	-58.59	10.48	12.00	V

Remark: Spurious emissions within 30-1000MHz were found more than 20dB below limit line.

LTE Band 7 / 20MHz / QPSK									
Channel	Frequency (MHz)	EIRP (dBm)	Limit (dBm)	Over Limit (dB)	SPA Reading (dBm)	S.G. Power (dBm)	TX Cable loss (dB)	TX Antenna Gain (dBi)	Polarization (H/V)
Middle	5052.18	-58.60	-25	-33.60	-81.11	-60.30	11.80	13.50	H
	7578.27	-56.48	-25	-31.48	-82.16	-57.08	13.00	13.60	H
	10104.36	-58.92	-25	-33.92	-88.27	-58.57	14.85	14.50	H
	5052.18	-57.40	-25	-32.40	-81.24	-62.96	7.14	12.70	V
	7578.27	-56.59	-25	-31.59	-82.27	-59.89	8.30	11.60	V
	10104.36	-57.81	-25	-32.81	-88.14	-59.33	10.48	12.00	V

Remark: Spurious emissions within 30-1000MHz were found more than 20dB below limit line.

LTE Band 38 / 5MHz / QPSK									
Channel	Frequency (MHz)	EIRP (dBm)	Limit (dBm)	Over Limit (dB)	SPA Reading (dBm)	S.G. Power (dBm)	TX Cable loss (dB)	TX Antenna Gain (dBi)	Polarization (H/V)
Middle	5185.50	-58.34	-25	-33.34	-81.82	-60.04	11.80	13.50	H
	7778.25	-56.49	-25	-31.49	-81.58	-57.09	13.00	13.60	H
	10371.00	-53.63	-25	-28.63	-83.30	-53.28	14.85	14.50	H
	5185.50	-57.84	-25	-32.84	-81.71	-63.40	7.14	12.70	V
	7778.25	-52.40	-25	-27.40	-81.26	-55.70	8.30	11.60	V
	10371.00	-51.67	-25	-26.67	-83.2	-53.19	10.48	12.00	V

Remark: Spurious emissions within 30-1000MHz were found more than 20dB below limit line.

LTE Band 38 / 10MHz / QPSK									
Channel	Frequency (MHz)	EIRP (dBm)	Limit (dBm)	Over Limit (dB)	SPA Reading (dBm)	S.G. Power (dBm)	TX Cable loss (dB)	TX Antenna Gain (dBi)	Polarization (H/V)
Middle	5181.00	-58.35	-25	-33.35	-81.83	-60.05	11.80	13.50	H
	7771.50	-56.31	-25	-31.31	-81.44	-56.91	13.00	13.60	H
	10362.00	-53.55	-25	-28.55	-83.22	-53.20	14.85	14.50	H
	5181.00	-57.75	-25	-32.75	-81.62	-63.31	7.14	12.70	V
	7771.50	-52.22	-25	-27.22	-80.78	-55.52	8.30	11.60	V
	10362.00	-51.57	-25	-26.57	-83.1	-53.09	10.48	12.00	V

Remark: Spurious emissions within 30-1000MHz were found more than 20dB below limit line.

LTE Band 38 / 15MHz / QPSK									
Channel	Frequency (MHz)	EIRP (dBm)	Limit (dBm)	Over Limit (dB)	SPA Reading (dBm)	S.G. Power (dBm)	TX Cable loss (dB)	TX Antenna Gain (dBi)	Polarization (H/V)
Middle	5176.50	-58.25	-25	-33.25	-81.73	-59.95	11.80	13.50	H
	7764.75	-56.21	-25	-31.21	-81.35	-56.81	13.00	13.60	H
	10353.00	-53.40	-25	-28.40	-83.05	-53.05	14.85	14.50	H
	5176.50	-57.74	-25	-32.74	-81.61	-63.30	7.14	12.70	V
	7764.75	-52.63	-25	-27.63	-81.2	-55.93	8.30	11.60	V
	10353.00	-51.79	-25	-26.79	-83.24	-53.31	10.48	12.00	V

Remark: Spurious emissions within 30-1000MHz were found more than 20dB below limit line.

LTE Band38 / 20MHz / QPSK									
Channel	Frequency (MHz)	EIRP (dBm)	Limit (dBm)	Over Limit (dB)	SPA Reading (dBm)	S.G. Power (dBm)	TX Cable loss (dB)	TX Antenna Gain (dBi)	Polarization (H/V)
Middle	5172.00	-58.10	-25	-33.10	-81.46	-59.80	11.80	13.50	H
	7758.00	-55.99	-25	-30.99	-81.13	-56.59	13.00	13.60	H
	10344.00	-53.29	-25	-28.29	-82.95	-52.94	14.85	14.50	H
	5172.00	-57.71	-25	-32.71	-81.57	-63.27	7.14	12.70	V
	7758.00	-52.66	-25	-27.66	-81.23	-55.96	8.30	11.60	V
	10344.00	-51.97	-25	-26.97	-83.43	-53.49	10.48	12.00	V

Remark: Spurious emissions within 30-1000MHz were found more than 20dB below limit line.

LTE Band 41 / 5MHz / QPSK									
Channel	Frequency (MHz)	EIRP (dBm)	Limit (dBm)	Over Limit (dB)	SPA Reading (dBm)	S.G. Power (dBm)	TX Cable loss (dB)	TX Antenna Gain (dBi)	Polarization (H/V)
Middle	5134.50	-58.15	-25	-33.15	-81.27	-59.85	11.80	13.50	H
	7701.75	-56.13	-25	-31.13	-81.46	-56.73	13.00	13.60	H
	10269.00	-53.25	-25	-28.25	-82.79	-52.90	14.85	14.50	H
	5134.50	-57.80	-25	-32.80	-81.66	-63.36	7.14	12.70	V
	7701.75	-53.61	-25	-28.61	-80.99	-56.91	8.30	11.60	V
	10269.00	-51.33	-25	-26.33	-82.38	-52.85	10.48	12.00	V

Remark: Spurious emissions within 30-1000MHz were found more than 20dB below limit line.

LTE Band 41 / 10MHz / QPSK									
Channel	Frequency (MHz)	EIRP (dBm)	Limit (dBm)	Over Limit (dB)	SPA Reading (dBm)	S.G. Power (dBm)	TX Cable loss (dB)	TX Antenna Gain (dBi)	Polarization (H/V)
Middle	5131.00	-58.22	-25	-33.22	-81.34	-59.92	11.80	13.50	H
	7679.50	-55.94	-25	-30.94	-81.32	-56.54	13.00	13.60	H
	10262.00	-53.34	-25	-28.34	-82.88	-52.99	14.85	14.50	H
	5131.00	-57.69	-25	-32.69	-81.55	-63.25	7.14	12.70	V
	7679.50	-53.94	-25	-28.94	-81.03	-57.24	8.30	11.60	V
	10262.00	-51.86	-25	-26.86	-82.91	-53.38	10.48	12.00	V

Remark: Spurious emissions within 30-1000MHz were found more than 20dB below limit line.

LTE Band 41 / 15MHz / QPSK									
Channel	Frequency (MHz)	EIRP (dBm)	Limit (dBm)	Over Limit (dB)	SPA Reading (dBm)	S.G. Power (dBm)	TX Cable loss (dB)	TX Antenna Gain (dBi)	Polarization (H/V)
Middle	5127.50	-58.33	-25	-33.33	-81.45	-60.03	11.80	13.50	H
	7691.25	-56.08	-25	-31.08	-81.42	-56.68	13.00	13.60	H
	10255.00	-53.41	-25	-28.41	-82.93	-53.06	14.85	14.50	H
	5127.50	-57.81	-25	-32.81	-81.67	-63.37	7.14	12.70	V
	7691.25	-53.96	-25	-28.96	-81.35	-57.26	8.30	11.60	V
	10255.00	-51.68	-25	-26.68	-82.65	-53.20	10.48	12.00	V

Remark: Spurious emissions within 30-1000MHz were found more than 20dB below limit line.

LTE Band 41 / 20MHz / QPSK									
Channel	Frequency (MHz)	EIRP (dBm)	Limit (dBm)	Over Limit (dB)	SPA Reading (dBm)	S.G. Power (dBm)	TX Cable loss (dB)	TX Antenna Gain (dBi)	Polarization (H/V)
Middle	5124.00	-58.48	-25	-33.48	-81.60	-60.18	11.80	13.50	H
	7686.00	-55.99	-25	-30.99	-81.37	-56.59	13.00	13.60	H
	10248.00	-53.44	-25	-28.44	-82.96	-53.09	14.85	14.50	H
	5124.00	-57.39	-25	-32.39	-81.25	-62.95	7.14	12.70	V
	7686.00	-53.84	-25	-28.84	-80.93	-57.14	8.30	11.60	V
	10248.00	-51.65	-25	-26.65	-82.62	-53.17	10.48	12.00	V

Remark: Spurious emissions within 30-1000MHz were found more than 20dB below limit line.

Bottom Antenna

LTE Band 2 / 1.4MHz / QPSK									
Channel	Frequency (MHz)	EIRP (dBm)	Limit (dBm)	Over Limit (dB)	SPA Reading (dBm)	S.G. Power (dBm)	TX Cable loss (dB)	TX Antenna Gain (dBi)	Polarization (H/V)
Middle	3758.92	-57.98	-13	-44.98	-79.92	-65.73	4.85	12.60	H
	5638.38	-57.65	-13	-44.65	-81.27	-65.17	5.58	13.10	H
	7517.84	-55.28	-13	-42.28	-81.21	-60.02	6.56	11.30	H
	3758.92	-54.43	-13	-41.43	-79.53	-62.18	4.85	12.60	V
	5638.38	-57.14	-13	-44.14	-80.91	-64.66	5.58	13.10	V
	7517.84	-55.36	-13	-42.36	-81.28	-60.10	6.56	11.30	V

Remark: Spurious emissions within 30-1000MHz were found more than 20dB below limit line.

LTE Band 2 / 3MHz / QPSK									
Channel	Frequency (MHz)	EIRP (dBm)	Limit (dBm)	Over Limit (dB)	SPA Reading (dBm)	S.G. Power (dBm)	TX Cable loss (dB)	TX Antenna Gain (dBi)	Polarization (H/V)
Middle	3757.48	-57.83	-13	-44.83	-79.77	-65.58	4.85	12.60	H
	5636.22	-57.18	-13	-44.18	-80.80	-64.70	5.58	13.10	H
	7514.96	-55.46	-13	-42.46	-81.40	-60.20	6.56	11.30	H
	3757.48	-54.83	-13	-41.83	-79.93	-62.58	4.85	12.60	V
	5636.22	-57.67	-13	-44.67	-81.44	-65.19	5.58	13.10	V
	7514.96	-55.78	-13	-42.78	-81.71	-60.52	6.56	11.30	V

Remark: Spurious emissions within 30-1000MHz were found more than 20dB below limit line.

LTE Band 2 / 5MHz / QPSK									
Channel	Frequency (MHz)	EIRP (dBm)	Limit (dBm)	Over Limit (dB)	SPA Reading (dBm)	S.G. Power (dBm)	TX Cable loss (dB)	TX Antenna Gain (dBi)	Polarization (H/V)
Middle	3755.68	-58.16	-13	-45.16	-80.10	-65.91	4.85	12.60	H
	5633.52	-57.81	-13	-44.81	-81.43	-65.33	5.58	13.10	H
	7511.36	-55.87	-13	-42.87	-81.81	-60.61	6.56	11.30	H
	3755.68	-54.27	-13	-41.27	-79.37	-62.02	4.85	12.60	V
	5633.52	-57.56	-13	-44.56	-81.33	-65.08	5.58	13.10	V
	7511.36	-55.98	-13	-42.98	-81.91	-60.72	6.56	11.30	V

Remark: Spurious emissions within 30-1000MHz were found more than 20dB below limit line.

LTE Band 2 / 10MHz / QPSK									
Channel	Frequency (MHz)	EIRP (dBm)	Limit (dBm)	Over Limit (dB)	SPA Reading (dBm)	S.G. Power (dBm)	TX Cable loss (dB)	TX Antenna Gain (dBi)	Polarization (H/V)
Middle	3751.18	-57.99	-13	-44.99	-79.93	-65.74	4.85	12.60	H
	5626.77	-57.40	-13	-44.40	-81.10	-64.92	5.58	13.10	H
	7502	-55.80	-13	-42.80	-81.80	-60.54	6.56	11.30	H
	3751.18	-54.91	-13	-41.91	-80.01	-62.66	4.85	12.60	V
	5626.77	-56.93	-13	-43.93	-81.13	-64.45	5.58	13.10	V
	7502	-55.58	-13	-42.58	-81.57	-60.32	6.56	11.30	V

Remark: Spurious emissions within 30-1000MHz were found more than 20dB below limit line.

LTE Band 2 / 15MHz / QPSK									
Channel	Frequency (MHz)	EIRP (dBm)	Limit (dBm)	Over Limit (dB)	SPA Reading (dBm)	S.G. Power (dBm)	TX Cable loss (dB)	TX Antenna Gain (dBi)	Polarization (H/V)
Middle	3451.68	-57.11	-13	-44.11	-77.85	-64.86	4.85	12.60	H
	5177.52	-57.91	-13	-44.91	-81.39	-65.43	5.58	13.10	H
	6903.36	-56.63	-13	-43.63	-81.71	-61.37	6.56	11.30	H
	3451.68	-56.37	-13	-43.37	-78.05	-64.12	4.85	12.60	V
	5177.52	-57.57	-13	-44.57	-81.44	-65.09	5.58	13.10	V
	6903.36	-54.22	-13	-41.22	-80.58	-58.96	6.56	11.30	V

Remark: Spurious emissions within 30-1000MHz were found more than 20dB below limit line.

LTE Band 2 / 20MHz / QPSK									
Channel	Frequency (MHz)	EIRP (dBm)	Limit (dBm)	Over Limit (dB)	SPA Reading (dBm)	S.G. Power (dBm)	TX Cable loss (dB)	TX Antenna Gain (dBi)	Polarization (H/V)
Middle	3742.18	-57.39	-13	-44.39	-79.88	-65.14	4.85	12.60	H
	5613.27	-57.22	-13	-44.22	-81.00	-64.74	5.58	13.10	H
	7484.36	-55.28	-13	-42.28	-81.35	-60.02	6.56	11.30	H
	3742.18	-53.76	-13	-40.76	-78.26	-61.51	4.85	12.60	V
	5613.27	-56.58	-13	-43.58	-81.21	-64.10	5.58	13.10	V
	7484.36	-55.37	-13	-42.37	-81.42	-60.11	6.56	11.30	V

Remark: Spurious emissions within 30-1000MHz were found more than 20dB below limit line.

LTE Band 4 / 1.4MHz / QPSK									
Channel	Frequency (MHz)	EIRP (dBm)	Limit (dBm)	Over Limit (dB)	SPA Reading (dBm)	S.G. Power (dBm)	TX Cable loss (dB)	TX Antenna Gain (dBi)	Polarization (H/V)
Middle	3463.74	-57.50	-13	-44.50	-79.04	-65.73	4.37	12.60	H
	5195.61	-57.96	-13	-44.96	-81.56	-65.72	4.94	12.70	H
	6927.48	-56.62	-13	-43.62	-81.77	-62.00	6.32	11.70	H
	3463.74	-56.92	-13	-43.92	-78.26	-65.15	4.37	12.60	V
	5195.61	-57.46	-13	-44.46	-81.33	-65.22	4.94	12.70	V
	6927.48	-55.58	-13	-42.58	-81.65	-60.96	6.32	11.70	V

Remark: Spurious emissions within 30-1000MHz were found more than 20dB below limit line.

LTE Band 4 / 3MHz / QPSK									
Channel	Frequency (MHz)	EIRP (dBm)	Limit (dBm)	Over Limit (dB)	SPA Reading (dBm)	S.G. Power (dBm)	TX Cable loss (dB)	TX Antenna Gain (dBi)	Polarization (H/V)
Middle	3462.48	-57.46	-13	-44.46	-79.00	-65.69	4.37	12.60	H
	5193.72	-58.12	-13	-45.12	-81.72	-65.88	4.94	12.70	H
	6924.96	-56.69	-13	-43.69	-81.84	-62.07	6.32	11.70	H
	3462.48	-56.98	-13	-43.98	-78.32	-65.21	4.37	12.60	V
	5193.72	-57.72	-13	-44.72	-81.59	-65.48	4.94	12.70	V
	6924.96	-55.81	-13	-42.81	-81.88	-61.19	6.32	11.70	V

Remark: Spurious emissions within 30-1000MHz were found more than 20dB below limit line.

LTE Band 4 / 5MHz / QPSK									
Channel	Frequency (MHz)	EIRP (dBm)	Limit (dBm)	Over Limit (dB)	SPA Reading (dBm)	S.G. Power (dBm)	TX Cable loss (dB)	TX Antenna Gain (dBi)	Polarization (H/V)
Middle	3460.68	-57.63	-13	-44.63	-79.17	-65.86	4.37	12.60	H
	5191.02	-57.69	-13	-44.69	-81.29	-65.45	4.94	12.70	H
	6921.36	-56.65	-13	-43.65	-81.76	-62.03	6.32	11.70	H
	3460.68	-57.33	-13	-44.33	-78.67	-65.56	4.37	12.60	V
	5191.02	-57.73	-13	-44.73	-81.6	-65.49	4.94	12.70	V
	6921.36	-55.70	-13	-42.70	-81.91	-61.08	6.32	11.70	V

Remark: Spurious emissions within 30-1000MHz were found more than 20dB below limit line.

LTE Band 4 / 10MHz / QPSK									
Channel	Frequency (MHz)	EIRP (dBm)	Limit (dBm)	Over Limit (dB)	SPA Reading (dBm)	S.G. Power (dBm)	TX Cable loss (dB)	TX Antenna Gain (dBi)	Polarization (H/V)
Middle	3456.18	-56.81	-13	-43.81	-77.55	-65.04	4.37	12.60	H
	5184.27	-57.89	-13	-44.89	-81.37	-65.65	4.94	12.70	H
	6912.36	-57.16	-13	-44.16	-82.27	-62.54	6.32	11.70	H
	3456.18	-55.03	-13	-42.03	-76.71	-63.26	4.37	12.60	V
	5184.27	-57.67	-13	-44.67	-81.54	-65.43	4.94	12.70	V
	6912.36	-54.83	-13	-41.83	-81.04	-60.21	6.32	11.70	V

Remark: Spurious emissions within 30-1000MHz were found more than 20dB below limit line.

LTE Band 4 / 15MHz / QPSK									
Channel	Frequency (MHz)	EIRP (dBm)	Limit (dBm)	Over Limit (dB)	SPA Reading (dBm)	S.G. Power (dBm)	TX Cable loss (dB)	TX Antenna Gain (dBi)	Polarization (H/V)
Middle	3451.68	-57.82	-13	-44.82	-78.56	-66.05	4.37	12.60	H
	5177.52	-58.06	-13	-45.06	-81.54	-65.82	4.94	12.70	H
	6903.36	-57.07	-13	-44.07	-82.15	-62.45	6.32	11.70	H
	3451.68	-57.42	-13	-44.42	-79.1	-65.65	4.37	12.60	V
	5177.52	-57.63	-13	-44.63	-81.5	-65.39	4.94	12.70	V
	6903.36	-55.84	-13	-42.84	-82.2	-61.22	6.32	11.70	V

Remark: Spurious emissions within 30-1000MHz were found more than 20dB below limit line.

LTE Band 4 / 20MHz / QPSK									
Channel	Frequency (MHz)	EIRP (dBm)	Limit (dBm)	Over Limit (dB)	SPA Reading (dBm)	S.G. Power (dBm)	TX Cable loss (dB)	TX Antenna Gain (dBi)	Polarization (H/V)
Middle	3447.18	-57.99	-13	-44.99	-78.73	-66.22	4.37	12.60	H
	5170.77	-58.37	-13	-45.37	-81.73	-66.13	4.94	12.70	H
	6894.36	-56.98	-13	-43.98	-82.07	-62.36	6.32	11.70	H
	3447.18	-57.05	-13	-44.05	-78.73	-65.28	4.37	12.60	V
	5170.77	-57.54	-13	-44.54	-81.4	-65.30	4.94	12.70	V
	6894.36	-55.16	-13	-42.16	-81.53	-60.54	6.32	11.70	V

Remark: Spurious emissions within 30-1000MHz were found more than 20dB below limit line.

LTE Band 5 / 1.4MHz / QPSK									
Channel	Frequency (MHz)	ERP (dBm)	Limit (dBm)	Over Limit (dB)	SPA Reading (dBm)	S.G. Power (dBm)	TX Cable loss (dB)	TX Antenna Gain (dBi)	Polarization (H/V)
Middle	1671.92	-66.32	-13	-53.32	-77.26	-69.57	4.00	9.40	H
	2507.88	-60.58	-13	-47.58	-79.18	-64.15	4.88	10.60	H
	3343.84	-59.88	-13	-46.88	-80.49	-64.81	5.52	12.60	H
	1671.92	-65.68	-13	-52.68	-77.33	-68.93	4.00	9.40	V
	2507.88	-60.56	-13	-47.56	-79.37	-64.13	4.88	10.60	V
	3343.84	-59.15	-13	-46.15	-80.06	-64.08	5.52	12.60	V

Remark: Spurious emissions within 30-1000MHz were found more than 20dB below limit line.

LTE Band 5 / 3MHz / QPSK									
Channel	Frequency (MHz)	ERP (dBm)	Limit (dBm)	Over Limit (dB)	SPA Reading (dBm)	S.G. Power (dBm)	TX Cable loss (dB)	TX Antenna Gain (dBi)	Polarization (H/V)
Middle	1670.48	-66.40	-13	-53.40	-77.28	-69.65	4.00	9.40	H
	2505.72	-60.53	-13	-47.53	-79.13	-64.10	4.88	10.60	H
	3340.96	-59.84	-13	-46.84	-80.45	-64.77	5.52	12.60	H
	1670.48	-65.36	-13	-52.36	-76.91	-68.61	4.00	9.40	V
	2505.72	-60.27	-13	-47.27	-79.08	-63.84	4.88	10.60	V
	3340.96	-59.28	-13	-46.28	-80.19	-64.21	5.52	12.60	V

Remark: Spurious emissions within 30-1000MHz were found more than 20dB below limit line.

LTE Band 5 / 5MHz / QPSK									
Channel	Frequency (MHz)	ERP (dBm)	Limit (dBm)	Over Limit (dB)	SPA Reading (dBm)	S.G. Power (dBm)	TX Cable loss (dB)	TX Antenna Gain (dBi)	Polarization (H/V)
Middle	1668.68	-66.54	-13	-53.54	-77.42	-69.79	4.00	9.40	H
	2503.02	-60.65	-13	-47.65	-79.12	-64.22	4.88	10.60	H
	3337.36	-59.73	-13	-46.73	-80.24	-64.66	5.52	12.60	H
	1668.68	-65.60	-13	-52.60	-77.15	-68.85	4.00	9.40	V
	2503.02	-60.44	-13	-47.44	-79.17	-64.01	4.88	10.60	V
	3337.36	-59.47	-13	-46.47	-80.48	-64.40	5.52	12.60	V

Remark: Spurious emissions within 30-1000MHz were found more than 20dB below limit line.

LTE Band 5 / 10MHz / QPSK									
Channel	Frequency (MHz)	ERP (dBm)	Limit (dBm)	Over Limit (dB)	SPA Reading (dBm)	S.G. Power (dBm)	TX Cable loss (dB)	TX Antenna Gain (dBi)	Polarization (H/V)
Middle	1664.18	-66.36	-13	-53.36	-77.24	-69.61	4.00	9.40	H
	2496.27	-60.81	-13	-47.81	-79.28	-64.38	4.88	10.60	H
	3328.36	-59.78	-13	-46.78	-80.29	-64.71	5.52	12.60	H
	1664.18	-65.76	-13	-52.76	-77.31	-69.01	4.00	9.40	V
	2496.27	-60.59	-13	-47.59	-79.32	-64.16	4.88	10.60	V
	3328.36	-59.09	-13	-46.09	-80.10	-64.02	5.52	12.60	V

Remark: Spurious emissions within 30-1000MHz were found more than 20dB below limit line.

LTE Band 7 / 5MHz / QPSK									
Channel	Frequency (MHz)	EIRP (dBm)	Limit (dBm)	Over Limit (dB)	SPA Reading (dBm)	S.G. Power (dBm)	TX Cable loss (dB)	TX Antenna Gain (dBi)	Polarization (H/V)
Middle	5065.68	-58.80	-25	-33.80	-81.43	-60.50	11.80	13.50	H
	7598.52	-56.16	-25	-31.16	-81.77	-56.76	13.00	13.60	H
	10131.36	-53.47	-25	-28.47	-82.84	-53.12	14.85	14.50	H
	5065.68	-57.59	-25	-32.59	-81.43	-63.15	7.14	12.70	V
	7598.52	-56.10	-25	-31.10	-81.71	-59.40	8.30	11.60	V
	10131.36	-52.77	-25	-27.77	-83.19	-54.29	10.48	12.00	V

Remark: Spurious emissions within 30-1000MHz were found more than 20dB below limit line.

LTE Band 7 / 10MHz / QPSK									
Channel	Frequency (MHz)	EIRP (dBm)	Limit (dBm)	Over Limit (dB)	SPA Reading (dBm)	S.G. Power (dBm)	TX Cable loss (dB)	TX Antenna Gain (dBi)	Polarization (H/V)
Middle	5061.18	-58.42	-25	-33.42	-81.05	-60.12	11.80	13.50	H
	7591.77	-56.66	-25	-31.66	-82.27	-57.26	13.00	13.60	H
	10122.36	-53.68	-25	-28.68	-83.05	-53.33	14.85	14.50	H
	5061.18	-57.46	-25	-32.46	-81.3	-63.02	7.14	12.70	V
	7591.77	-56.73	-25	-31.73	-82.34	-60.03	8.30	11.60	V
	10122.36	-52.85	-25	-27.85	-83.27	-54.37	10.48	12.00	V

Remark: Spurious emissions within 30-1000MHz were found more than 20dB below limit line.

LTE Band 7 / 15MHz / QPSK									
Channel	Frequency (MHz)	EIRP (dBm)	Limit (dBm)	Over Limit (dB)	SPA Reading (dBm)	S.G. Power (dBm)	TX Cable loss (dB)	TX Antenna Gain (dBi)	Polarization (H/V)
Middle	5056.68	-59.12	-25	-34.12	-81.75	-60.82	11.80	13.50	H
	7585.02	-56.46	-25	-31.46	-82.14	-57.06	13.00	13.60	H
	10113.36	-53.72	-25	-28.72	-83.07	-53.37	14.85	14.50	H
	5056.68	-57.68	-25	-32.68	-81.52	-63.24	7.14	12.70	V
	7585.02	-56.14	-25	-31.14	-81.82	-59.44	8.30	11.60	V
	10113.36	-52.72	-25	-27.72	-83.05	-54.24	10.48	12.00	V

Remark: Spurious emissions within 30-1000MHz were found more than 20dB below limit line.

LTE Band 7 / 20MHz / QPSK									
Channel	Frequency (MHz)	EIRP (dBm)	Limit (dBm)	Over Limit (dB)	SPA Reading (dBm)	S.G. Power (dBm)	TX Cable loss (dB)	TX Antenna Gain (dBi)	Polarization (H/V)
Middle	5052.18	-59.16	-25	-34.16	-81.67	-60.86	11.80	13.50	H
	7578.27	-56.40	-25	-31.40	-82.08	-57.00	13.00	13.60	H
	10104.36	-54.05	-25	-29.05	-83.40	-53.70	14.85	14.50	H
	5052.18	-57.94	-25	-32.94	-81.78	-63.50	7.14	12.70	V
	7578.27	-56.41	-25	-31.41	-82.09	-59.71	8.30	11.60	V
	10104.36	-53.15	-25	-28.15	-83.48	-54.67	10.48	12.00	V

Remark: Spurious emissions within 30-1000MHz were found more than 20dB below limit line.

LTE Band 38 / 5MHz / QPSK									
Channel	Frequency (MHz)	EIRP (dBm)	Limit (dBm)	Over Limit (dB)	SPA Reading (dBm)	S.G. Power (dBm)	TX Cable loss (dB)	TX Antenna Gain (dBi)	Polarization (H/V)
Middle	5185.50	-57.78	-25	-32.78	-81.26	-59.48	11.80	13.50	H
	7778.25	-55.83	-25	-30.83	-80.92	-56.43	13.00	13.60	H
	10371.00	-53.27	-25	-28.27	-82.94	-52.92	14.85	14.50	H
	5185.50	-57.88	-25	-32.88	-81.75	-63.44	7.14	12.70	V
	7778.25	-52.49	-25	-27.49	-81.35	-55.79	8.30	11.60	V
	10371.00	-51.35	-25	-26.35	-82.88	-52.87	10.48	12.00	V

Remark: Spurious emissions within 30-1000MHz were found more than 20dB below limit line.

LTE Band 38 / 10MHz / QPSK									
Channel	Frequency (MHz)	EIRP (dBm)	Limit (dBm)	Over Limit (dB)	SPA Reading (dBm)	S.G. Power (dBm)	TX Cable loss (dB)	TX Antenna Gain (dBi)	Polarization (H/V)
Middle	5181.00	-58.60	-25	-33.60	-82.08	-60.30	11.80	13.50	H
	7771.50	-56.50	-25	-31.50	-81.63	-57.10	13.00	13.60	H
	10362.00	-53.81	-25	-28.81	-83.48	-53.46	14.85	14.50	H
	5181.00	-57.90	-25	-32.90	-81.77	-63.46	7.14	12.70	V
	7771.50	-52.82	-25	-27.82	-81.38	-56.12	8.30	11.60	V
	10362.00	-52.13	-25	-27.13	-83.66	-53.65	10.48	12.00	V

Remark: Spurious emissions within 30-1000MHz were found more than 20dB below limit line.

LTE Band 38 / 15MHz / QPSK									
Channel	Frequency (MHz)	EIRP (dBm)	Limit (dBm)	Over Limit (dB)	SPA Reading (dBm)	S.G. Power (dBm)	TX Cable loss (dB)	TX Antenna Gain (dBi)	Polarization (H/V)
Middle	5176.50	-58.13	-25	-33.13	-81.61	-59.83	11.80	13.50	H
	7764.75	-56.61	-25	-31.61	-81.75	-57.21	13.00	13.60	H
	10353.00	-53.39	-25	-28.39	-83.04	-53.04	14.85	14.50	H
	5176.50	-58.08	-25	-33.08	-81.95	-63.64	7.14	12.70	V
	7764.75	-52.61	-25	-27.61	-81.18	-55.91	8.30	11.60	V
	10353.00	-51.27	-25	-26.27	-82.72	-52.79	10.48	12.00	V

Remark: Spurious emissions within 30-1000MHz were found more than 20dB below limit line.

LTE Band38 / 20MHz / QPSK									
Channel	Frequency (MHz)	EIRP (dBm)	Limit (dBm)	Over Limit (dB)	SPA Reading (dBm)	S.G. Power (dBm)	TX Cable loss (dB)	TX Antenna Gain (dBi)	Polarization (H/V)
Middle	5172.00	-57.50	-25	-32.50	-80.86	-59.20	11.80	13.50	H
	7758.00	-56.37	-25	-31.37	-81.51	-56.97	13.00	13.60	H
	10344.00	-53.61	-25	-28.61	-83.27	-53.26	14.85	14.50	H
	5172.00	-57.42	-25	-32.42	-81.28	-62.98	7.14	12.70	V
	7758.00	-52.64	-25	-27.64	-81.21	-55.94	8.30	11.60	V
	10344.00	-51.78	-25	-26.78	-83.24	-53.30	10.48	12.00	V

Remark: Spurious emissions within 30-1000MHz were found more than 20dB below limit line.

LTE Band 41 / 5MHz / QPSK									
Channel	Frequency (MHz)	EIRP (dBm)	Limit (dBm)	Over Limit (dB)	SPA Reading (dBm)	S.G. Power (dBm)	TX Cable loss (dB)	TX Antenna Gain (dBi)	Polarization (H/V)
Middle	5134.50	-58.16	-25	-33.16	-81.28	-59.86	11.80	13.50	H
	7701.75	-55.99	-25	-30.99	-81.32	-56.59	13.00	13.60	H
	10269.00	-53.59	-25	-28.59	-83.13	-53.24	14.85	14.50	H
	5134.50	-57.56	-25	-32.56	-81.42	-63.12	7.14	12.70	V
	7701.75	-53.85	-25	-28.85	-81.23	-57.15	8.30	11.60	V
	10269.00	-52.13	-25	-27.13	-83.18	-53.65	10.48	12.00	V

Remark: Spurious emissions within 30-1000MHz were found more than 20dB below limit line.

LTE Band 41 / 10MHz / QPSK									
Channel	Frequency (MHz)	EIRP (dBm)	Limit (dBm)	Over Limit (dB)	SPA Reading (dBm)	S.G. Power (dBm)	TX Cable loss (dB)	TX Antenna Gain (dBi)	Polarization (H/V)
Middle	5131.00	-57.81	-25	-32.81	-80.93	-59.51	11.80	13.50	H
	7679.50	-55.89	-25	-30.89	-81.27	-56.49	13.00	13.60	H
	10262.00	-53.48	-25	-28.48	-83.02	-53.13	14.85	14.50	H
	5131.00	-57.63	-25	-32.63	-81.49	-63.19	7.14	12.70	V
	7679.50	-54.07	-25	-29.07	-81.16	-57.37	8.30	11.60	V
	10262.00	-51.60	-25	-26.60	-82.65	-53.12	10.48	12.00	V

Remark: Spurious emissions within 30-1000MHz were found more than 20dB below limit line.

LTE Band 41 / 15MHz / QPSK									
Channel	Frequency (MHz)	EIRP (dBm)	Limit (dBm)	Over Limit (dB)	SPA Reading (dBm)	S.G. Power (dBm)	TX Cable loss (dB)	TX Antenna Gain (dBi)	Polarization (H/V)
Middle	5127.50	-58.38	-25	-33.38	-81.50	-60.08	11.80	13.50	H
	7691.25	-56.20	-25	-31.20	-81.54	-56.80	13.00	13.60	H
	10255.00	-53.29	-25	-28.29	-82.81	-52.94	14.85	14.50	H
	5127.50	-57.78	-25	-32.78	-81.64	-63.34	7.14	12.70	V
	7691.25	-53.78	-25	-28.78	-81.17	-57.08	8.30	11.60	V
	10255.00	-51.67	-25	-26.67	-82.64	-53.19	10.48	12.00	V

Remark: Spurious emissions within 30-1000MHz were found more than 20dB below limit line.

LTE Band 41 / 20MHz / QPSK									
Channel	Frequency (MHz)	EIRP (dBm)	Limit (dBm)	Over Limit (dB)	SPA Reading (dBm)	S.G. Power (dBm)	TX Cable loss (dB)	TX Antenna Gain (dBi)	Polarization (H/V)
Middle	5124.00	-58.25	-25	-33.25	-81.37	-59.95	11.80	13.50	H
	7686.00	-56.03	-25	-31.03	-81.41	-56.63	13.00	13.60	H
	10248.00	-53.67	-25	-28.67	-83.19	-53.32	14.85	14.50	H
	5124.00	-57.40	-25	-32.40	-81.26	-62.96	7.14	12.70	V
	7686.00	-53.87	-25	-28.87	-80.96	-57.17	8.30	11.60	V
	10248.00	-51.92	-25	-26.92	-82.89	-53.44	10.48	12.00	V

Remark: Spurious emissions within 30-1000MHz were found more than 20dB below limit line.