Annex A.7. Field Strength of Spurious Radiation

Up Antenna

GSM

1 GSM 850

1.1 GSM 850 Low Channel

RSE-H&H GSM 850 CH128

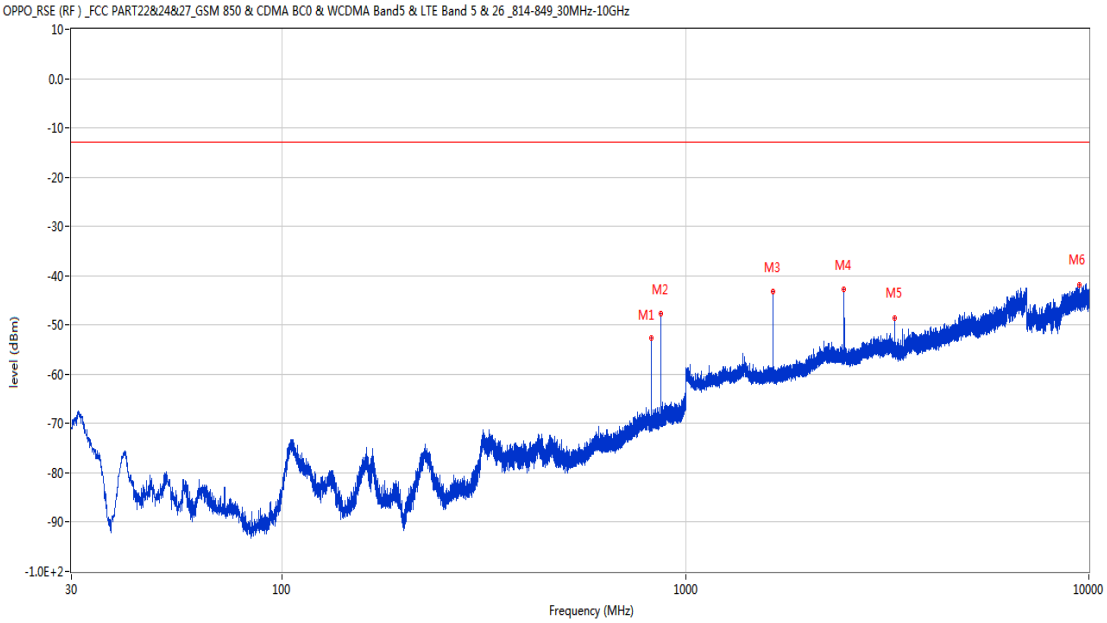

Frequency (MHz)	Result (dBm)	Factor (dB)	PK Limit (dBm)	Over Limit (dB)	Table (o)	ANT	EUT	Verdict
824.188	-52.53	2.22	-13.0	-39.53	307.00	Horizontal	Horizontal	N/A
869.196	-47.80	2.38	-13.0	-34.80	273.00	Horizontal	Horizontal	N/A
1648.700	-43.31	-5.85	-13.0	-30.31	28.00	Horizontal	Horizontal	Pass
2472.900	-42.81	-1.27	-13.0	-29.81	175.00	Horizontal	Horizontal	Pass
3297.200	-48.52	2.58	-13.0	-35.52	134.00	Horizontal	Horizontal	Pass
9458.800	-41.89	16.55	-13.0	-28.89	238.00	Horizontal	Horizontal	Pass

RSE-H&V GSM 850 CH128

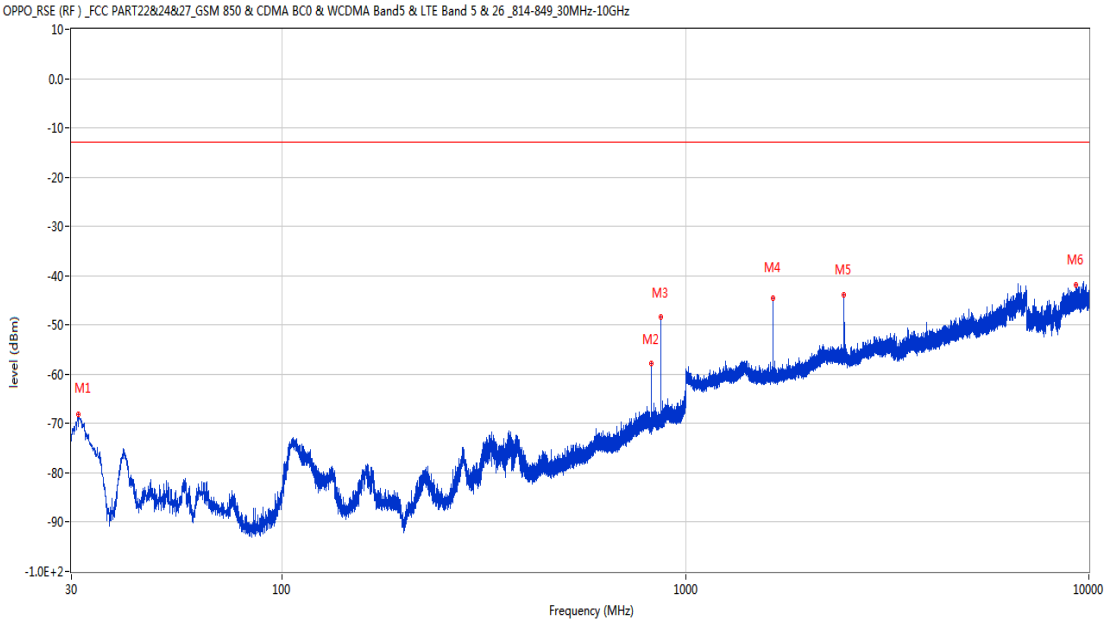

Frequency (MHz)	Result (dBm)	Factor (dB)	PK Limit (dBm)	Over Limit (dB)	Table (o)	ANT	EUT	Verdict
31.212	-68.13	-18.85	-13.0	-55.13	192.00	Horizontal	Vertical	Pass
824.139	-57.84	2.22	-13.0	-44.84	360.00	Horizontal	Vertical	N/A
869.147	-48.43	2.38	-13.0	-35.43	112.00	Horizontal	Vertical	N/A
1648.700	-44.51	-5.85	-13.0	-31.51	343.00	Horizontal	Vertical	Pass
2473.300	-43.96	-1.24	-13.0	-30.96	152.00	Horizontal	Vertical	Pass
9300.400	-41.90	15.54	-13.0	-28.90	287.00	Horizontal	Vertical	Pass

RSE-V&V GSM 850 CH128

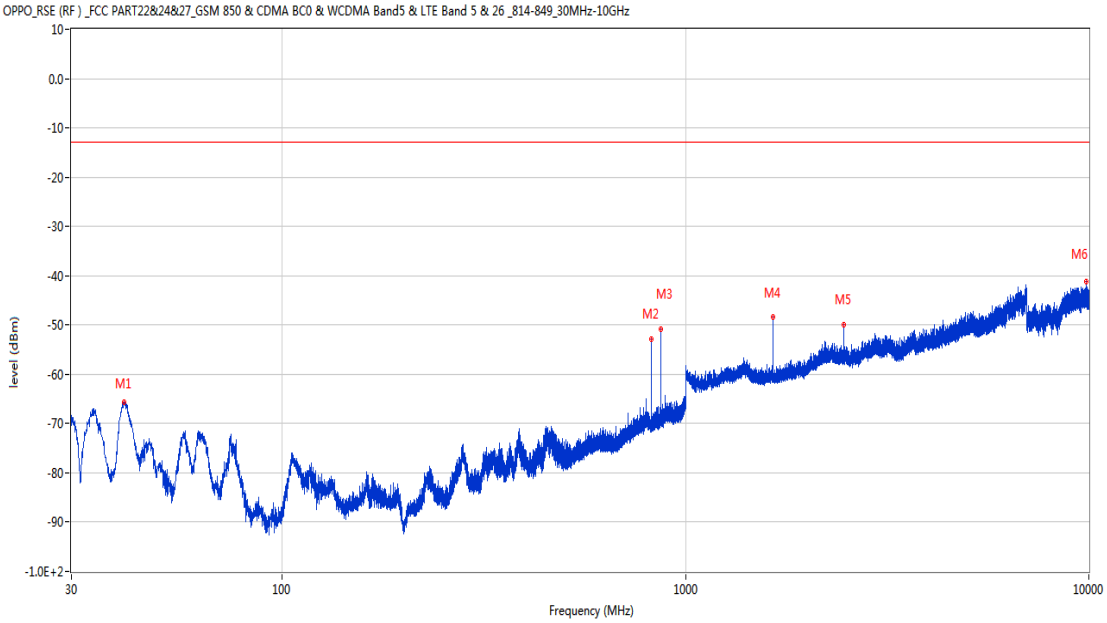

Frequency (MHz)	Result (dBm)	Factor (dB)	PK Limit (dBm)	Over Limit (dB)	Table (o)	ANT	EUT	Verdict
40.476	-65.69	-18.24	-13.0	-52.69	98.00	Vertical	Vertical	Pass
824.139	-52.90	2.22	-13.0	-39.90	111.00	Vertical	Vertical	N/A
869.244	-50.74	2.38	-13.0	-37.74	27.00	Vertical	Vertical	N/A
1648.900	-48.35	-5.86	-13.0	-35.35	74.00	Vertical	Vertical	Pass
2472.700	-49.92	-1.29	-13.0	-36.92	185.00	Vertical	Vertical	Pass
9853.901	-41.26	16.72	-13.0	-28.26	143.00	Vertical	Vertical	Pass

RSE-V&H GSM 850 CH128

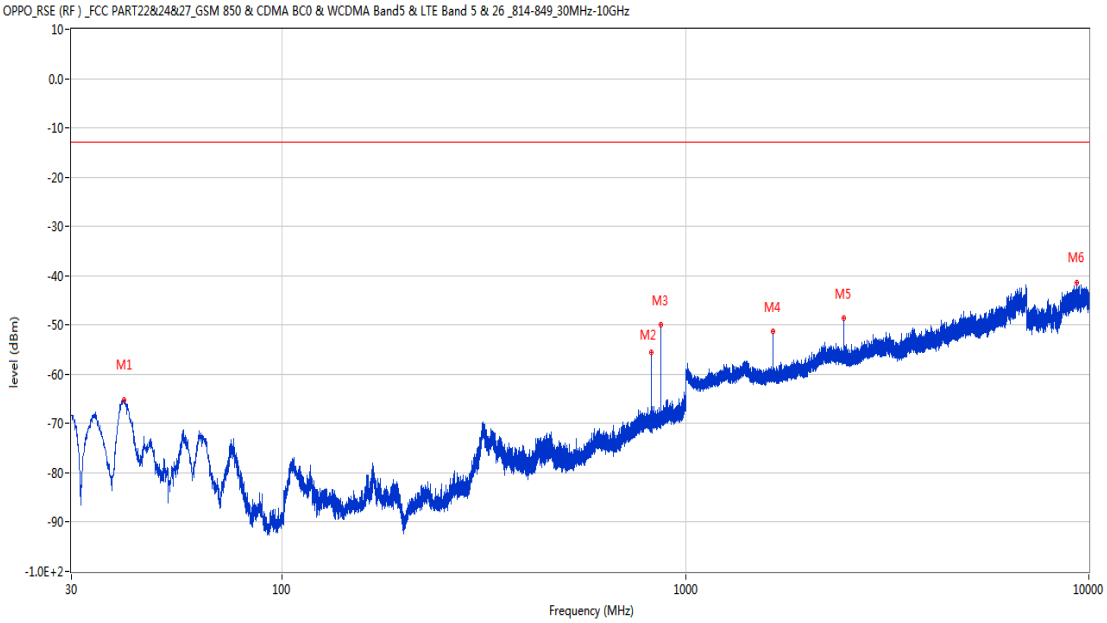

Frequency (MHz)	Result (dBm)	Factor (dB)	PK Limit (dBm)	Over Limit (dB)	Table (o)	ANT	EUT	Verdict
40.428	-65.12	-18.27	-13.0	-52.12	78.00	Vertical	Horizontal	Pass
824.236	-55.48	2.22	-13.0	-42.48	0.00	Vertical	Horizontal	N/A
869.147	-49.93	2.38	-13.0	-36.93	0.00	Vertical	Horizontal	N/A
1648.700	-51.39	-5.85	-13.0	-38.39	29.00	Vertical	Horizontal	Pass
2473.000	-48.60	-1.27	-13.0	-35.60	82.00	Vertical	Horizontal	Pass
9313.000	-41.50	15.63	-13.0	-28.50	33.00	Vertical	Horizontal	Pass

1.2 GSM 850 Middle Channel

RSE-H&H GSM 850 CH190

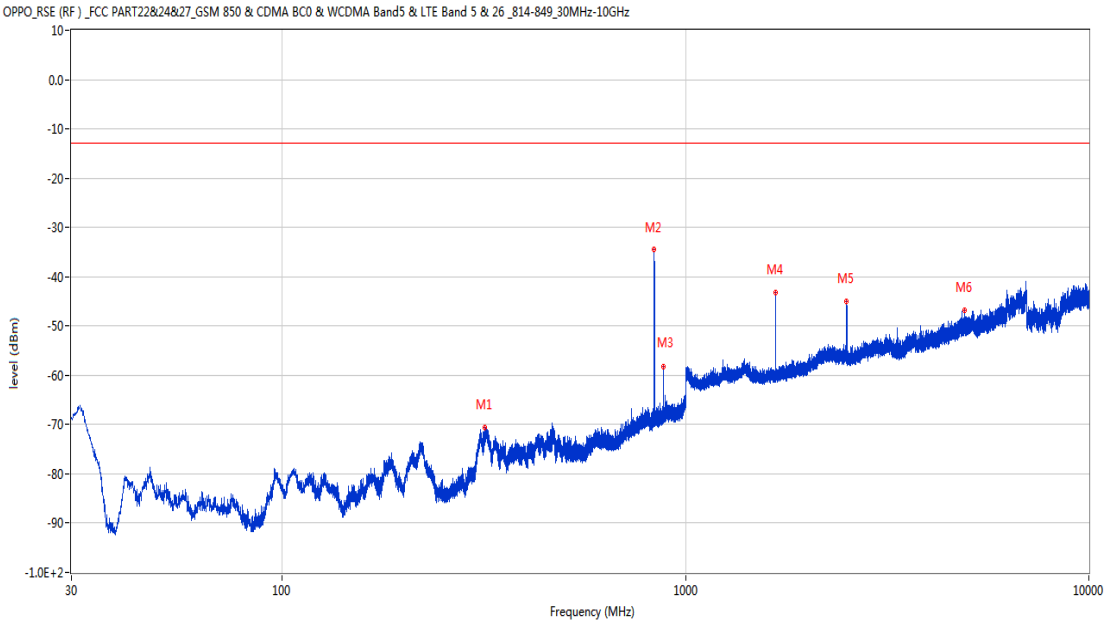

Frequency (MHz)	Result (dBm)	Factor (dB)	PK Limit (dBm)	Over Limit (dB)	Table (o)	ANT	EUT	Verdict
317.362	-70.63	-11.83	-13.0	-57.63	268.00	Horizontal	Horizontal	Pass
836.555	-34.42	2.59	-13.0	-21.42	64.00	Horizontal	Horizontal	N/A
881.660	-58.22	2.81	-13.0	-45.22	278.00	Horizontal	Horizontal	N/A
1673.600	-43.13	-5.83	-13.0	-30.13	32.00	Horizontal	Horizontal	Pass
2510.300	-44.88	-1.00	-13.0	-31.88	174.00	Horizontal	Horizontal	Pass
4913.000	-46.79	7.98	-13.0	-33.79	273.00	Horizontal	Horizontal	Pass

RSE-H&V GSM 850 CH190

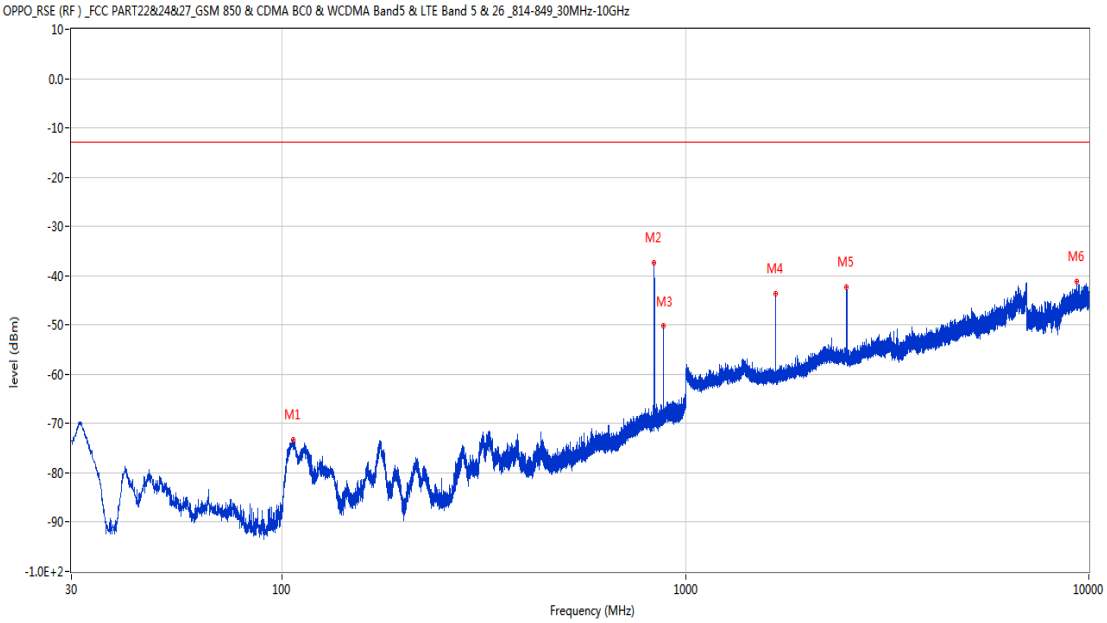

Frequency (MHz)	Result (dBm)	Factor (dB)	PK Limit (dBm)	Over Limit (dB)	Table (o)	ANT	EUT	Verdict
106.630	-73.20	-21.53	-13.0	-60.20	25.00	Horizontal	Vertical	Pass
836.555	-37.28	2.59	-13.0	-24.28	360.00	Horizontal	Vertical	N/A
881.660	-50.17	2.81	-13.0	-37.17	76.00	Horizontal	Vertical	N/A
1673.700	-43.57	-5.82	-13.0	-30.57	170.00	Horizontal	Vertical	Pass
2510.100	-42.20	-0.98	-13.0	-29.20	330.00	Horizontal	Vertical	Pass
9351.099	-41.19	15.07	-13.0	-28.19	291.00	Horizontal	Vertical	Pass

RSE-V&V GSM 850 CH190

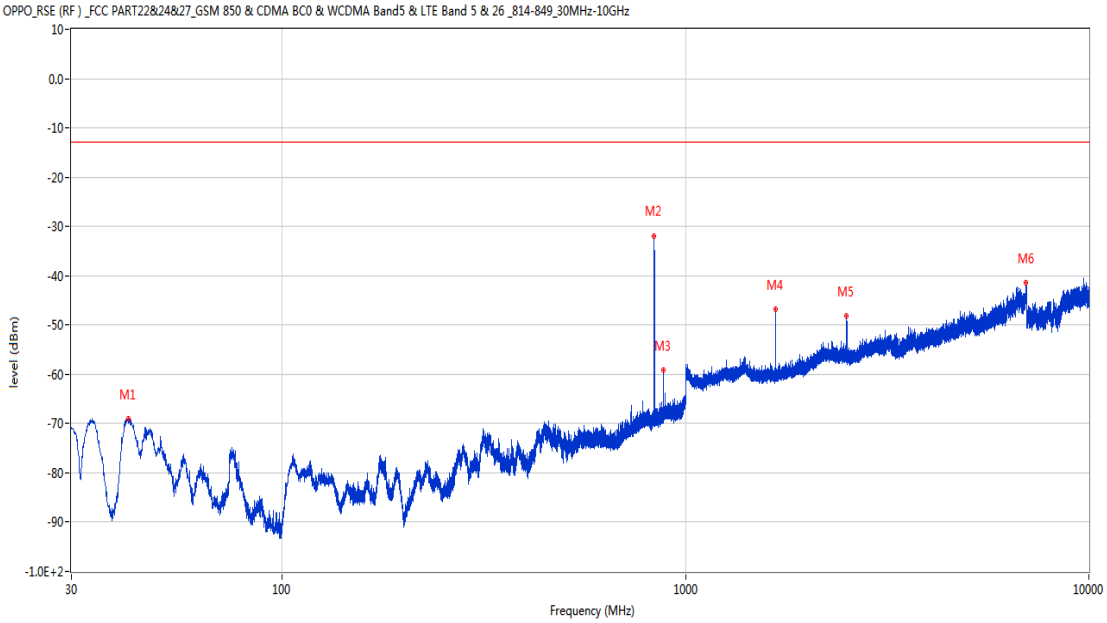

Frequency (MHz)	Result (dBm)	Factor (dB)	PK Limit (dBm)	Over Limit (dB)	Table (o)	ANT	EUT	Verdict
41.592	-69.07	-17.54	-13.0	-56.07	74.00	Vertical	Vertical	Pass
836.555	-32.07	2.59	-13.0	-19.07	39.00	Vertical	Vertical	N/A
881.660	-59.04	2.81	-13.0	-46.04	15.00	Vertical	Vertical	N/A
1673.600	-46.83	-5.83	-13.0	-33.83	14.00	Vertical	Vertical	Pass
2510.300	-48.10	-1.00	-13.0	-35.10	296.00	Vertical	Vertical	Pass
6995.800	-41.42	13.55	-13.0	-28.42	338.00	Vertical	Vertical	Pass

RSE-V&H GSM 850 CH190

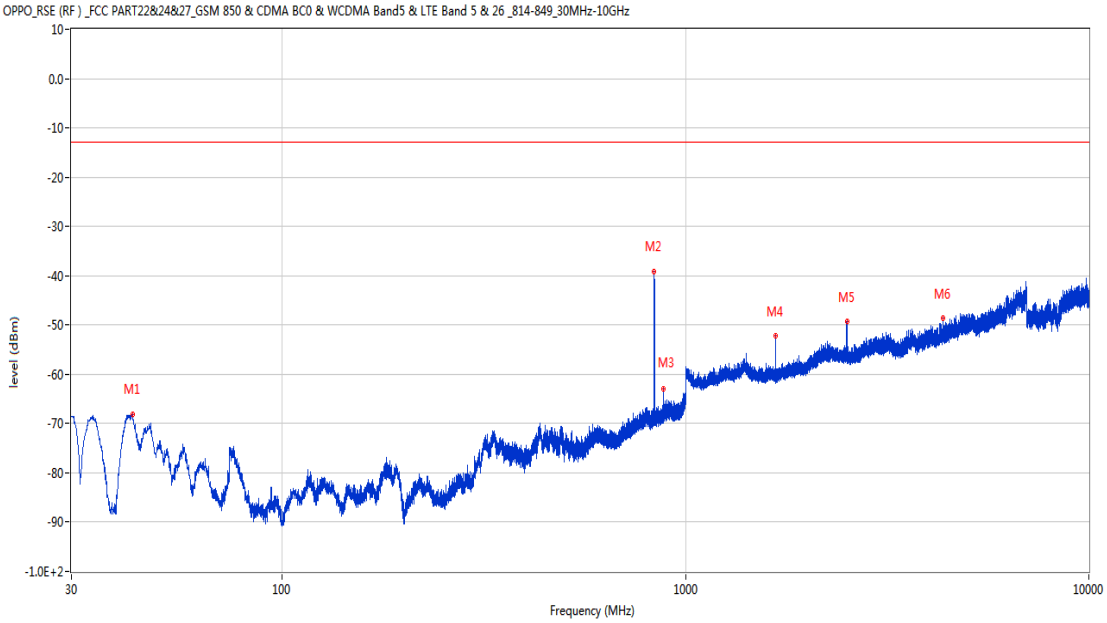

Frequency (MHz)	Result (dBm)	Factor (dB)	PK Limit (dBm)	Over Limit (dB)	Table (o)	ANT	EUT	Verdict
42.465	-68.04	-16.88	-13.0	-55.04	91.00	Vertical	Horizontal	Pass
836.604	-39.07	2.59	-13.0	-26.07	0.00	Vertical	Horizontal	N/A
881.660	-62.91	2.81	-13.0	-49.91	243.00	Vertical	Horizontal	N/A
1673.800	-52.22	-5.82	-13.0	-39.22	315.00	Vertical	Horizontal	Pass
2510.600	-49.35	-1.04	-13.0	-36.35	63.00	Vertical	Horizontal	Pass
4340.200	-48.66	6.18	-13.0	-35.66	105.00	Vertical	Horizontal	Pass

1.3 GSM 850 High Channel

RSE-H&H GSM 850 CH251

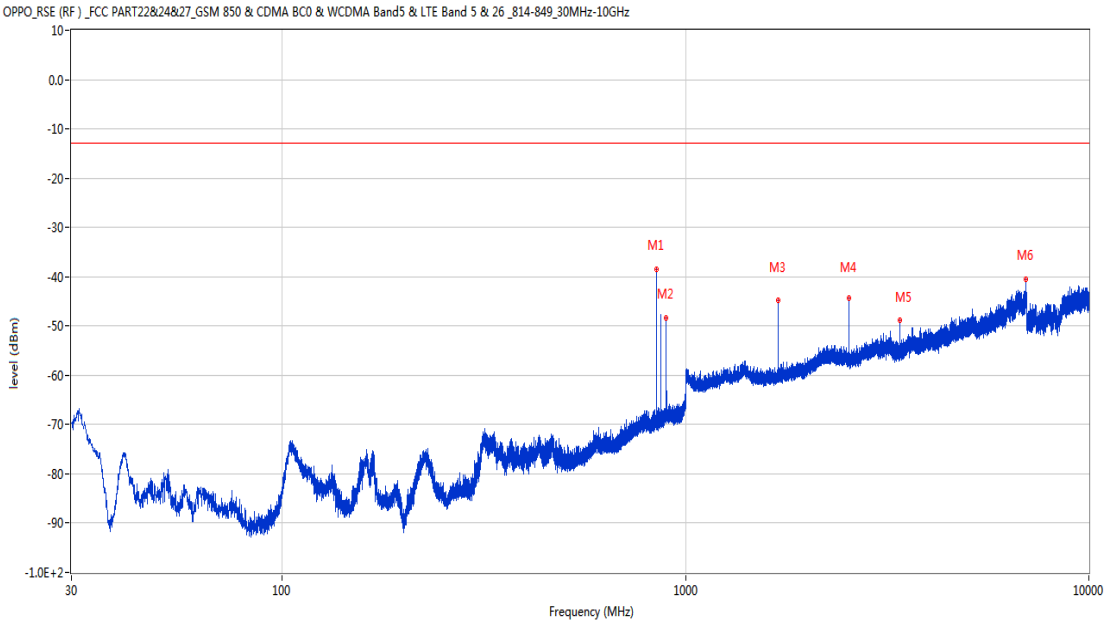

Frequency (MHz)	Result (dBm)	Factor (dB)	PK Limit (dBm)	Over Limit (dB)	Table (o)	ANT	EUT	Verdict
848.825	-38.54	2.47	-13.0	-25.54	330.00	Horizontal	Horizontal	N/A
893.882	-48.42	3.53	-13.0	-35.42	271.00	Horizontal	Horizontal	N/A
1698.100	-44.85	-5.63	-13.0	-31.85	307.00	Horizontal	Horizontal	Pass
2546.700	-44.25	-1.29	-13.0	-31.25	8.00	Horizontal	Horizontal	Pass
3396.000	-48.81	2.73	-13.0	-35.81	139.00	Horizontal	Horizontal	Pass
6984.800	-40.52	13.72	-13.0	-27.52	208.00	Horizontal	Horizontal	Pass

RSE-H&V GSM 850 CH251

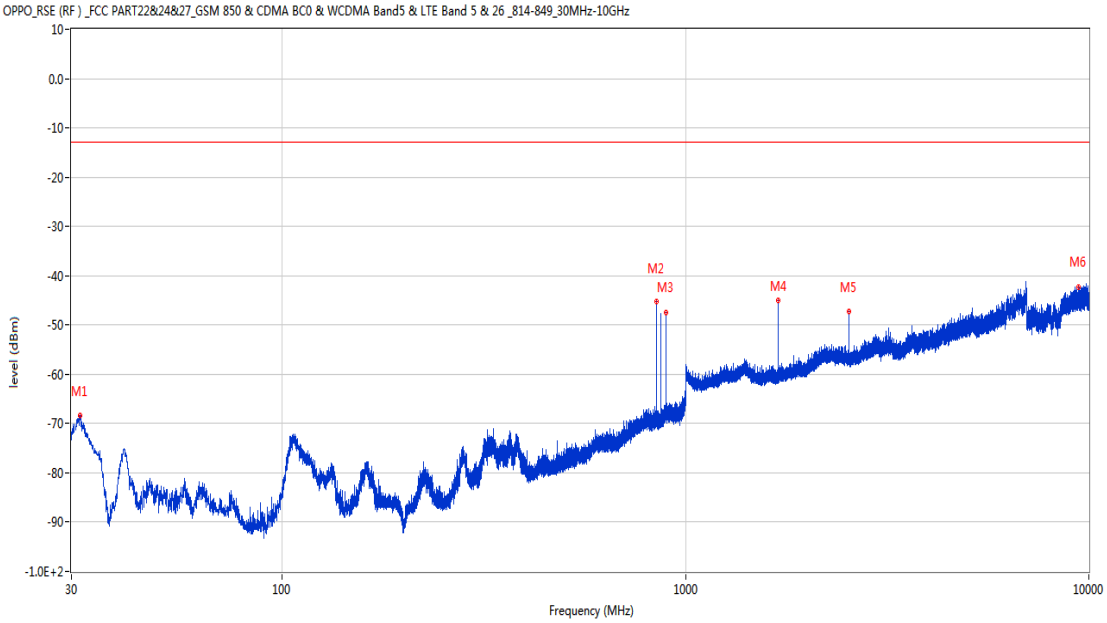

Frequency (MHz)	Result (dBm)	Factor (dB)	PK Limit (dBm)	Over Limit (dB)	Table (o)	ANT	EUT	Verdict
31.503	-68.31	-18.11	-13.0	-55.31	219.00	Horizontal	Vertical	Pass
848.825	-45.25	2.47	-13.0	-32.25	205.00	Horizontal	Vertical	N/A
893.785	-47.49	3.53	-13.0	-34.49	274.00	Horizontal	Vertical	N/A
1698.000	-45.07	-5.63	-13.0	-32.07	168.00	Horizontal	Vertical	Pass
2546.800	-47.15	-1.29	-13.0	-34.15	328.00	Horizontal	Vertical	Pass
9407.651	-42.28	15.88	-13.0	-29.28	122.00	Horizontal	Vertical	Pass

RSE-V&V GSM 850 CH251

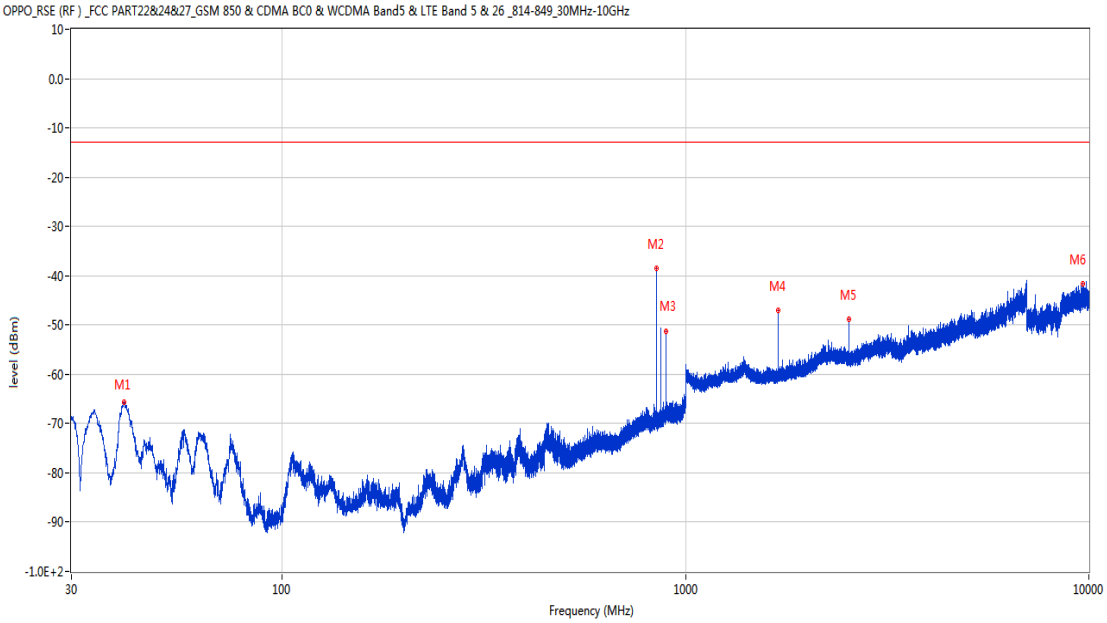

Frequency (MHz)	Result (dBm)	Factor (dB)	PK Limit (dBm)	Over Limit (dB)	Table (o)	ANT	EUT	Verdict
40.428	-65.62	-18.27	-13.0	-52.62	67.00	Vertical	Vertical	Pass
848.777	-38.53	2.47	-13.0	-25.53	164.00	Vertical	Vertical	N/A
893.737	-51.22	3.53	-13.0	-38.22	302.00	Vertical	Vertical	N/A
1697.900	-47.04	-5.63	-13.0	-34.04	4.00	Vertical	Vertical	Pass
2546.800	-48.83	-1.29	-13.0	-35.83	66.00	Vertical	Vertical	Pass
9659.950	-41.56	16.59	-13.0	-28.56	343.00	Vertical	Vertical	Pass

RSE-V&H GSM 850 CH251

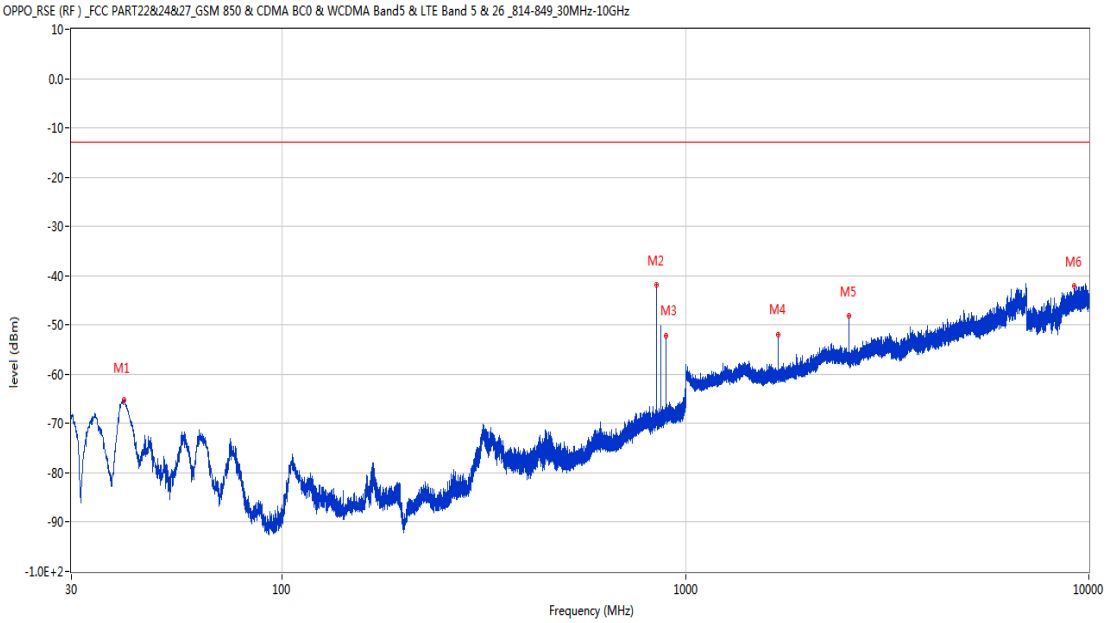

Frequency (MHz)	Result (dBm)	Factor (dB)	PK Limit (dBm)	Over Limit (dB)	Table (o)	ANT	EUT	Verdict
40.525	-65.18	-18.20	-13.0	-52.18	75.00	Vertical	Horizontal	Pass
848.825	-41.84	2.47	-13.0	-28.84	102.00	Vertical	Horizontal	N/A
893.882	-52.19	3.53	-13.0	-39.19	278.00	Vertical	Horizontal	N/A
1698.000	-51.88	-5.63	-13.0	-38.88	76.00	Vertical	Horizontal	Pass
2547.100	-48.24	-1.29	-13.0	-35.24	76.00	Vertical	Horizontal	Pass
9196.900	-42.19	15.29	-13.0	-29.19	277.00	Vertical	Horizontal	Pass

2 GSM 1900

2.1 GSM 1900 Low Channel

RSE-H&H GSM 1900 CH512

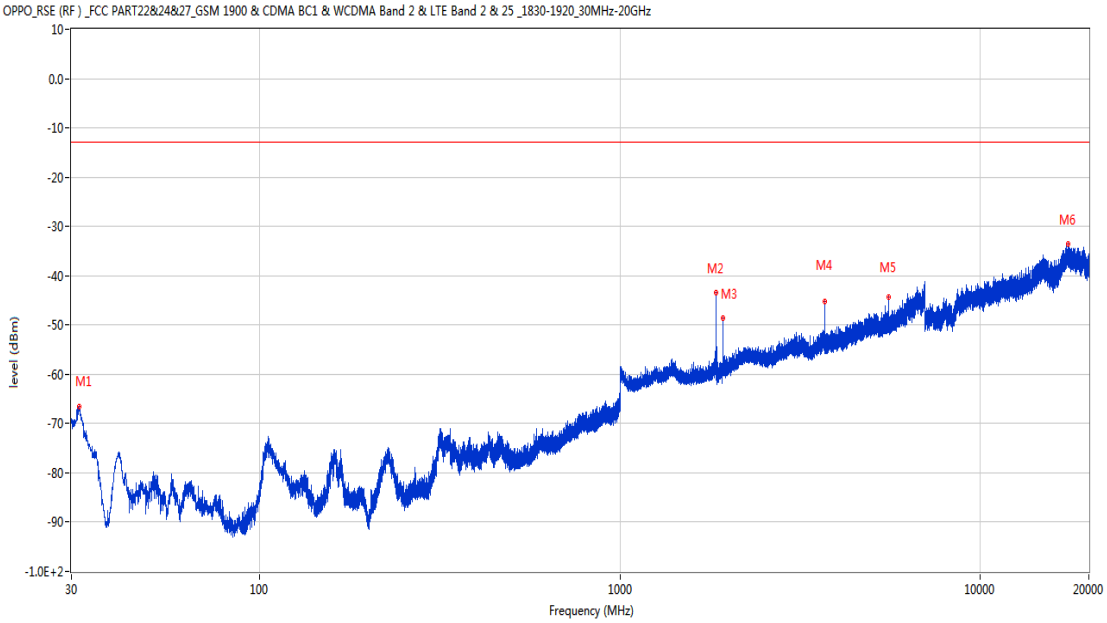

Frequency (MHz)	Result (dBm)	Factor (dB)	PK Limit (dBm)	Over Limit (dB)	Table (o)	ANT	EUT	Verdict
31.455	-66.63	-18.20	-13.0	-53.63	169.00	Horizontal	Horizontal	Pass
1850.600	-43.40	-4.40	-13.0	-30.40	320.00	Horizontal	Horizontal	N/A
1930.500	-48.59	-3.80	-13.0	-35.59	221.00	Horizontal	Horizontal	N/A
3700.800	-45.12	4.96	-13.0	-32.12	302.00	Horizontal	Horizontal	Pass
5551.000	-44.38	7.49	-13.0	-31.38	128.00	Horizontal	Horizontal	Pass
17486.787	-33.60	21.49	-13.0	-20.60	243.00	Horizontal	Horizontal	Pass

RSE-H&V GSM 1900 CH512

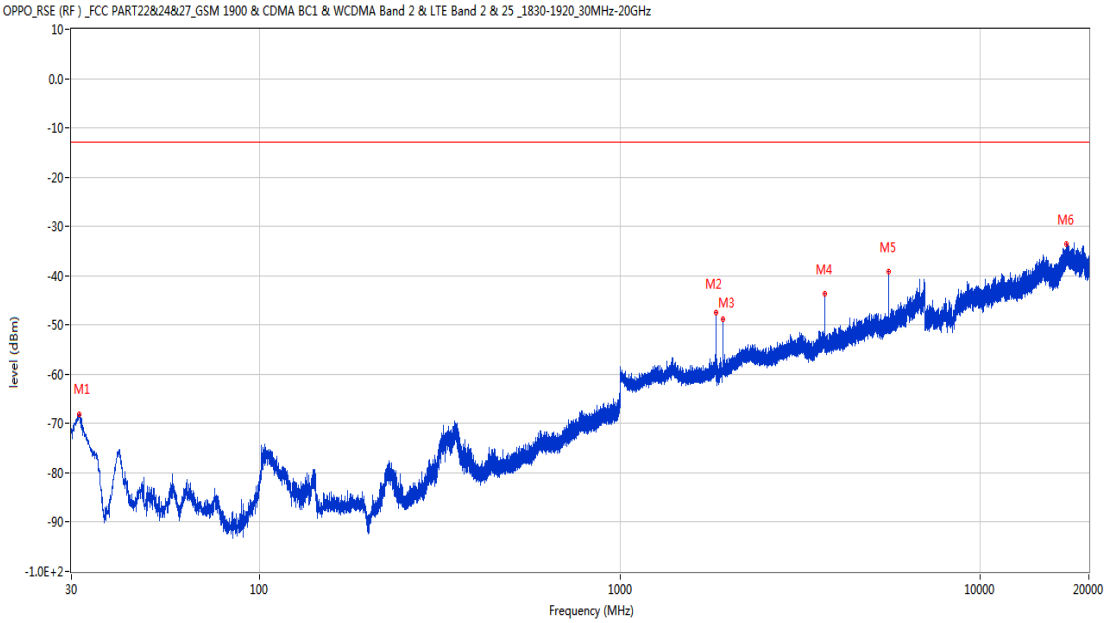

Frequency (MHz)	Result (dBm)	Factor (dB)	PK Limit (dBm)	Over Limit (dB)	Table (o)	ANT	EUT	Verdict
31.455	-68.11	-18.20	-13.0	-55.11	178.00	Horizontal	Vertical	Pass
1850.600	-47.57	-4.40	-13.0	-34.57	360.00	Horizontal	Vertical	N/A
1930.600	-48.84	-3.80	-13.0	-35.84	226.00	Horizontal	Vertical	N/A
3701.000	-43.76	4.95	-13.0	-30.76	191.00	Horizontal	Vertical	Pass
5551.000	-39.21	7.49	-13.0	-26.21	37.00	Horizontal	Vertical	Pass
17333.449	-33.58	21.08	-13.0	-20.58	90.00	Horizontal	Vertical	Pass

RSE-V&V GSM 1900 CH512

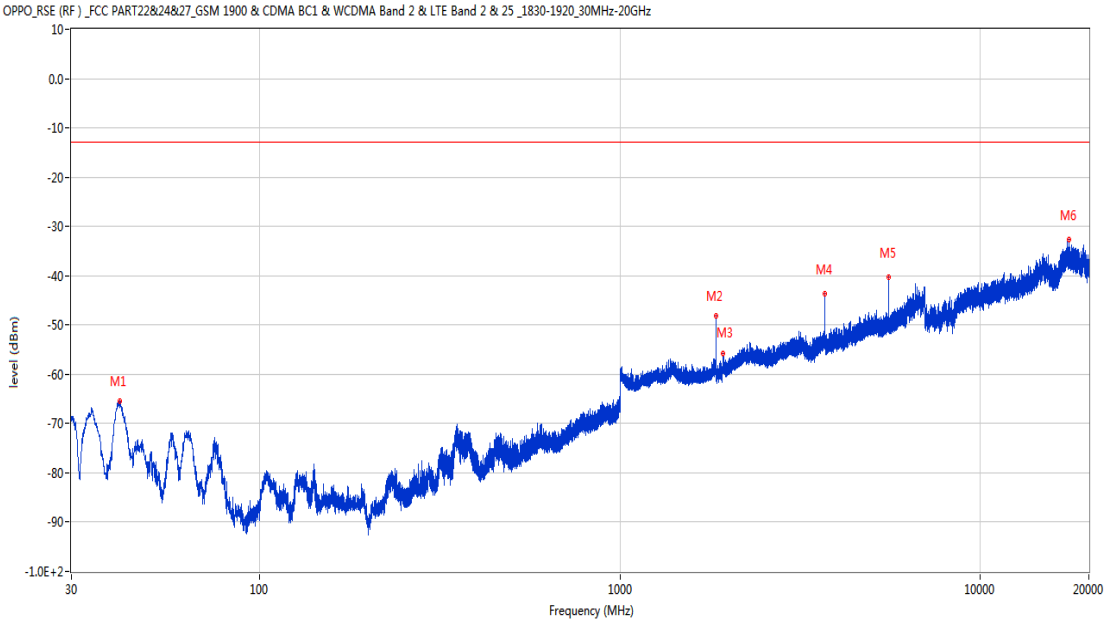

Frequency (MHz)	Result (dBm)	Factor (dB)	PK Limit (dBm)	Over Limit (dB)	Table (o)	ANT	EUT	Verdict
40.864	-65.53	-17.96	-13.0	-52.53	76.00	Vertical	Vertical	Pass
1850.700	-48.15	-4.40	-13.0	-35.15	228.00	Vertical	Vertical	N/A
1931.100	-55.82	-3.80	-13.0	-42.82	152.00	Vertical	Vertical	N/A
3701.000	-43.64	4.95	-13.0	-30.64	212.00	Vertical	Vertical	Pass
5551.000	-40.35	7.49	-13.0	-27.35	181.00	Vertical	Vertical	Pass
17605.325	-32.72	21.92	-13.0	-19.72	231.00	Vertical	Vertical	Pass

RSE-V&H GSM 1900 CH512

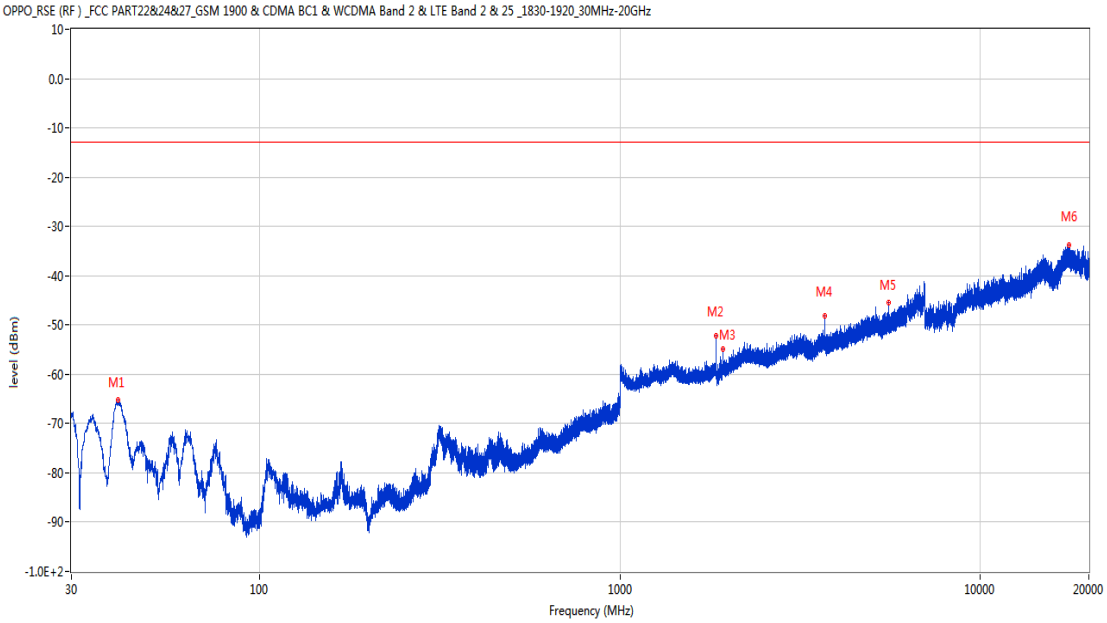

Frequency (MHz)	Result (dBm)	Factor (dB)	PK Limit (dBm)	Over Limit (dB)	Table (o)	ANT	EUT	Verdict
40.428	-65.27	-18.30	-13.0	-52.27	53.00	Vertical	Horizontal	Pass
1850.700	-52.26	-4.40	-13.0	-39.26	12.00	Vertical	Horizontal	N/A
1930.700	-54.77	-3.80	-13.0	-41.77	211.00	Vertical	Horizontal	N/A
3700.400	-48.20	4.98	-13.0	-35.20	48.00	Vertical	Horizontal	Pass
5550.800	-45.41	7.48	-13.0	-32.41	133.00	Vertical	Horizontal	Pass
17597.712	-33.83	22.00	-13.0	-20.83	138.00	Vertical	Horizontal	Pass

2.2 GSM 1900 Middle Channel

RSE-H&H GSM 1900 CH661

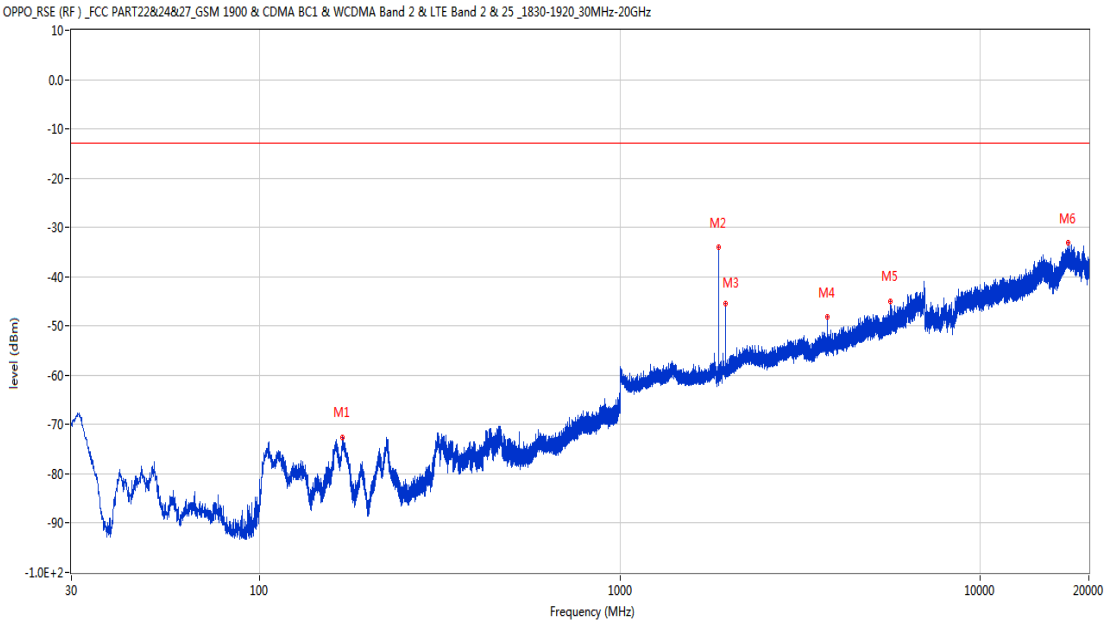

Frequency (MHz)	Result (dBm)	Factor (dB)	PK Limit (dBm)	Over Limit (dB)	Table (o)	ANT	EUT	Verdict
169.777	-72.51	-15.33	-13.0	-59.51	297.00	Horizontal	Horizontal	Pass
1880.300	-33.98	-4.03	-13.0	-20.98	333.00	Horizontal	Horizontal	N/A
1960.300	-45.52	-4.69	-13.0	-32.52	209.00	Horizontal	Horizontal	N/A
3760.200	-48.25	3.70	-13.0	-35.25	354.00	Horizontal	Horizontal	Pass
5640.400	-45.11	7.16	-13.0	-32.11	211.00	Horizontal	Horizontal	Pass
17562.188	-33.00	22.44	-13.0	-20.00	108.00	Horizontal	Horizontal	Pass

RSE-H&V GSM 1900 CH661

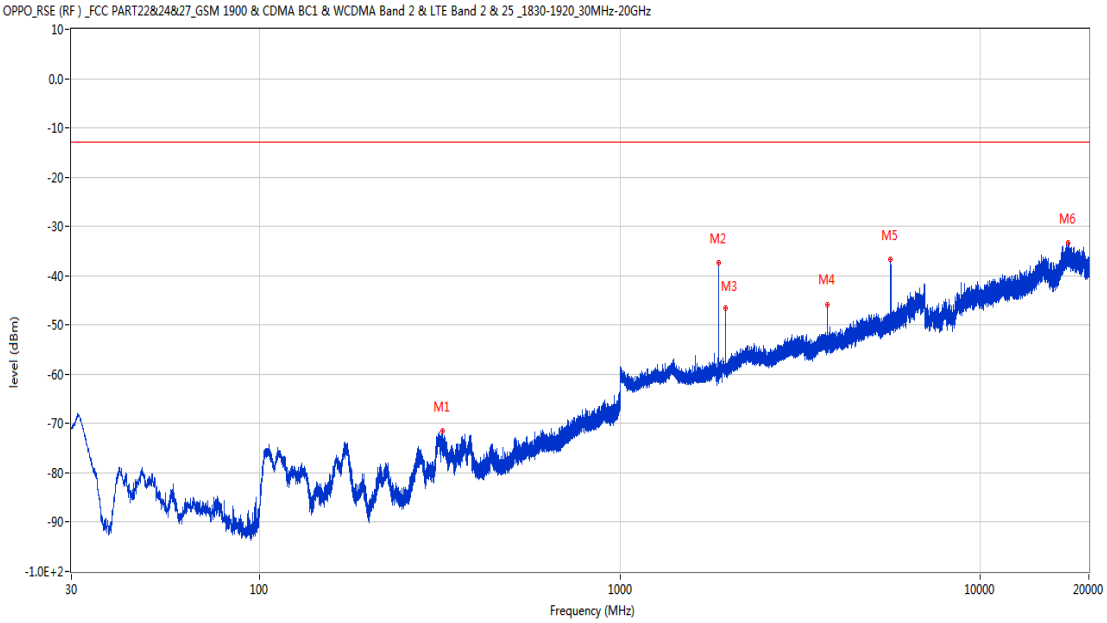

Frequency (MHz)	Result (dBm)	Factor (dB)	PK Limit (dBm)	Over Limit (dB)	Table (o)	ANT	EUT	Verdict
321.048	-71.41	-11.48	-13.0	-58.41	31.00	Horizontal	Vertical	Pass
1880.400	-37.42	-4.03	-13.0	-24.42	346.00	Horizontal	Vertical	N/A
1960.400	-46.67	-4.69	-13.0	-33.67	12.00	Horizontal	Vertical	N/A
3760.600	-45.81	3.73	-13.0	-32.81	178.00	Horizontal	Vertical	Pass
5640.400	-36.66	7.16	-13.0	-23.66	37.00	Horizontal	Vertical	Pass
17503.463	-33.43	21.14	-13.0	-20.43	316.00	Horizontal	Vertical	Pass

RSE-V&V GSM 1900 CH661

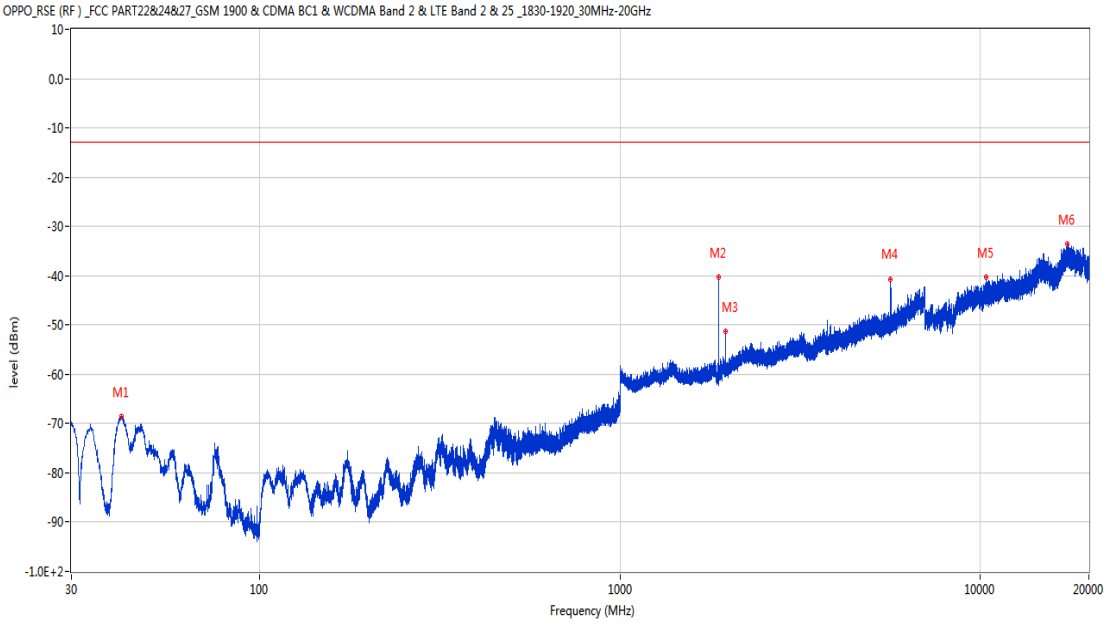

Frequency (MHz)	Result (dBm)	Factor (dB)	PK Limit (dBm)	Over Limit (dB)	Table (o)	ANT	EUT	Verdict
41.300	-68.61	-17.70	-13.0	-55.61	51.00	Vertical	Vertical	Pass
1880.300	-40.26	-4.03	-13.0	-27.26	291.00	Vertical	Vertical	N/A
1960.400	-51.18	-4.69	-13.0	-38.18	27.00	Vertical	Vertical	N/A
5640.400	-40.66	7.16	-13.0	-27.66	0.00	Vertical	Vertical	Pass
10390.487	-40.22	16.92	-13.0	-27.22	127.00	Vertical	Vertical	Pass
17432.052	-33.58	22.35	-13.0	-20.58	79.00	Vertical	Vertical	Pass

RSE-V&H GSM 1900 CH661

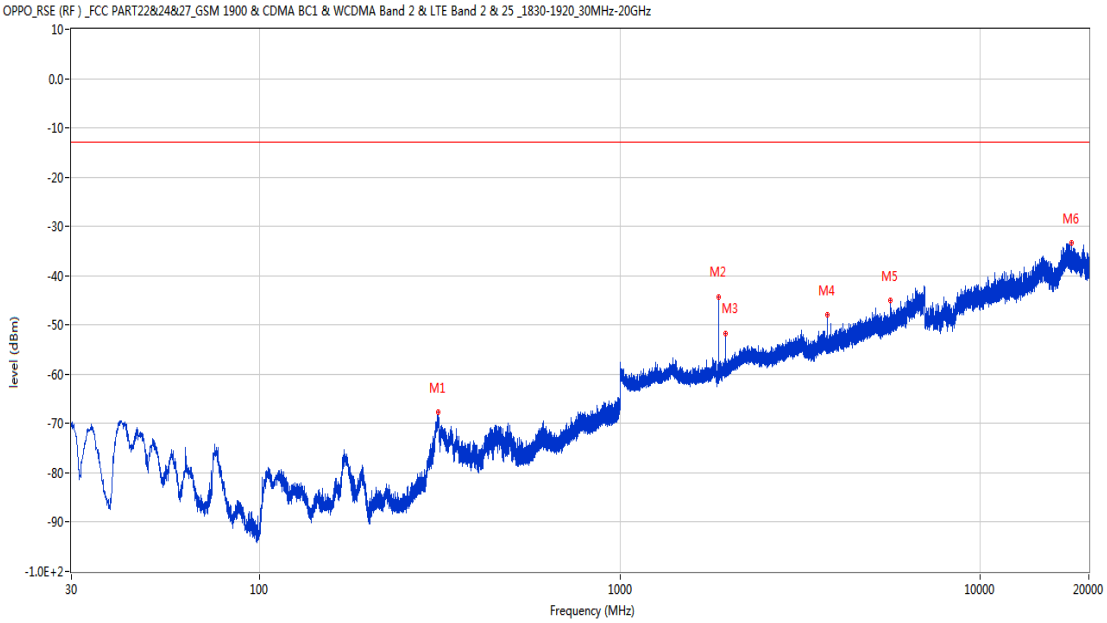

Frequency (MHz)	Result (dBm)	Factor (dB)	PK Limit (dBm)	Over Limit (dB)	Table (o)	ANT	EUT	Verdict
312.707	-67.77	-11.97	-13.0	-54.77	0.00	Vertical	Horizontal	Pass
1880.500	-44.27	-4.03	-13.0	-31.27	154.00	Vertical	Horizontal	N/A
1960.300	-51.75	-4.69	-13.0	-38.75	132.00	Vertical	Horizontal	N/A
3760.600	-47.92	3.73	-13.0	-34.92	54.00	Vertical	Horizontal	Pass
5640.200	-45.07	7.15	-13.0	-32.07	340.00	Vertical	Horizontal	Pass
17870.313	-33.42	22.36	-13.0	-20.42	37.00	Vertical	Horizontal	Pass

2.3 GSM 1900 High Channel

RSE-H&H GSM 1900 CH810

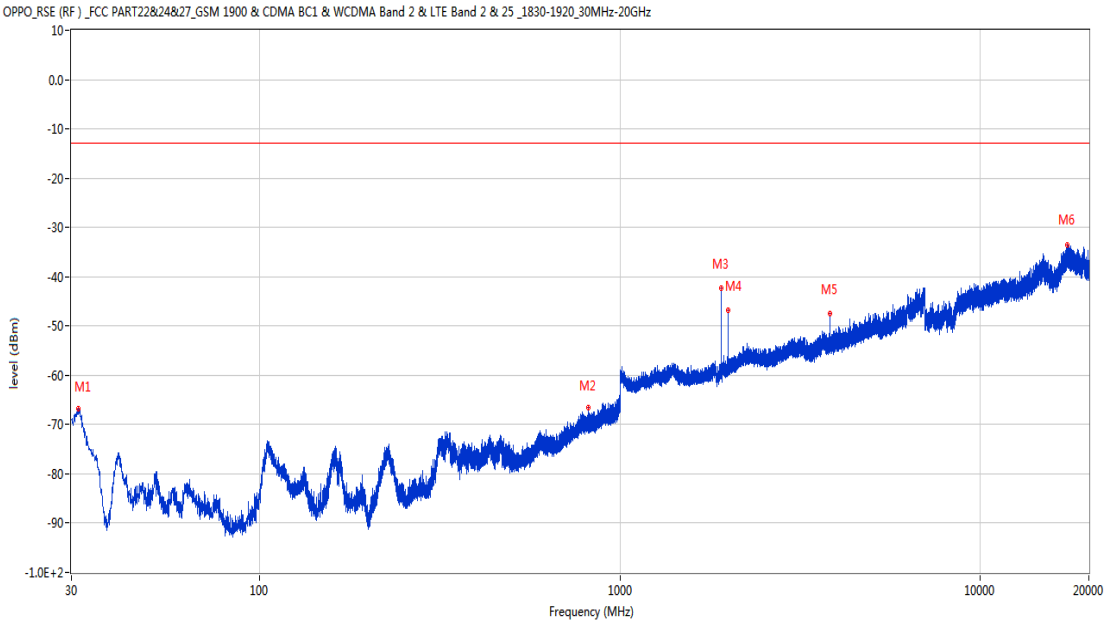

Frequency (MHz)	Result (dBm)	Factor (dB)	PK Limit (dBm)	Over Limit (dB)	Table (o)	ANT	EUT	Verdict
31.407	-66.74	-18.33	-13.0	-53.74	146.00	Horizontal	Horizontal	Pass
815.700	-66.63	1.28	-13.0	-53.63	246.00	Horizontal	Horizontal	Pass
1910.200	-42.31	-3.79	-13.0	-29.31	327.00	Horizontal	Horizontal	N/A
1990.200	-46.81	-4.42	-13.0	-33.81	226.00	Horizontal	Horizontal	N/A
3820.000	-47.50	4.98	-13.0	-34.50	304.00	Horizontal	Horizontal	Pass
17427.700	-33.55	22.46	-13.0	-20.55	348.00	Horizontal	Horizontal	Pass

RSE-H&V GSM 1900 CH810

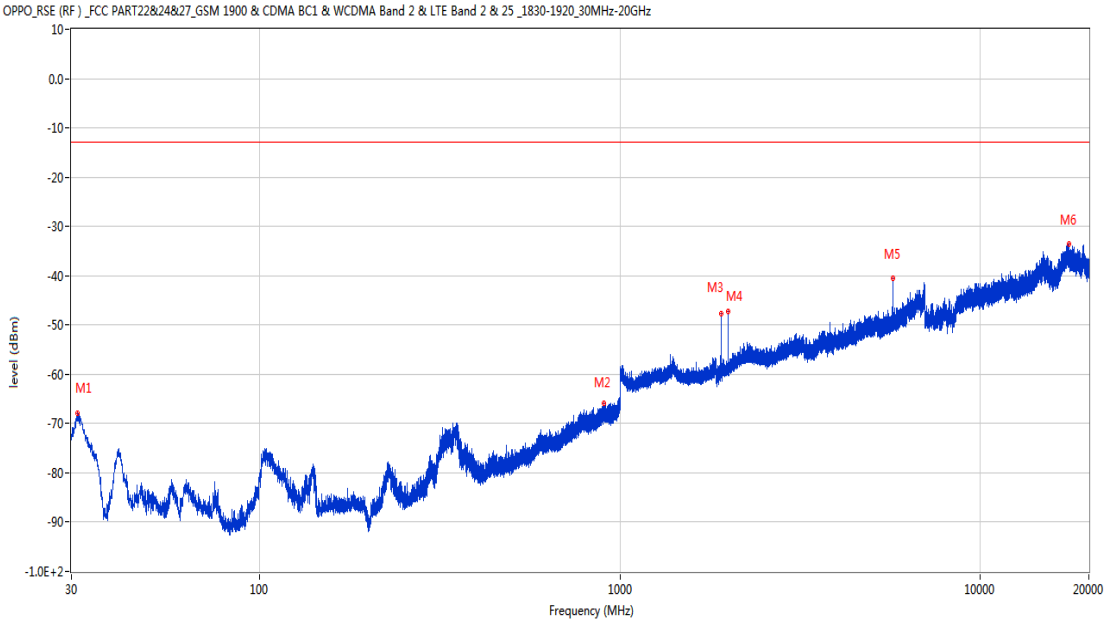

Frequency (MHz)	Result (dBm)	Factor (dB)	PK Limit (dBm)	Over Limit (dB)	Table (o)	ANT	EUT	Verdict
31.212	-67.94	-18.81	-13.0	-54.94	101.00	Horizontal	Vertical	Pass
899.847	-65.93	3.61	-13.0	-52.93	0.00	Horizontal	Vertical	Pass
1910.200	-47.59	-3.79	-13.0	-34.59	150.00	Horizontal	Vertical	N/A
1990.200	-47.27	-4.42	-13.0	-34.27	106.00	Horizontal	Vertical	N/A
5729.800	-40.51	7.39	-13.0	-27.51	44.00	Horizontal	Vertical	Pass
17581.400	-33.47	22.17	-13.0	-20.47	116.00	Horizontal	Vertical	Pass

RSE-V&V GSM 1900 CH810

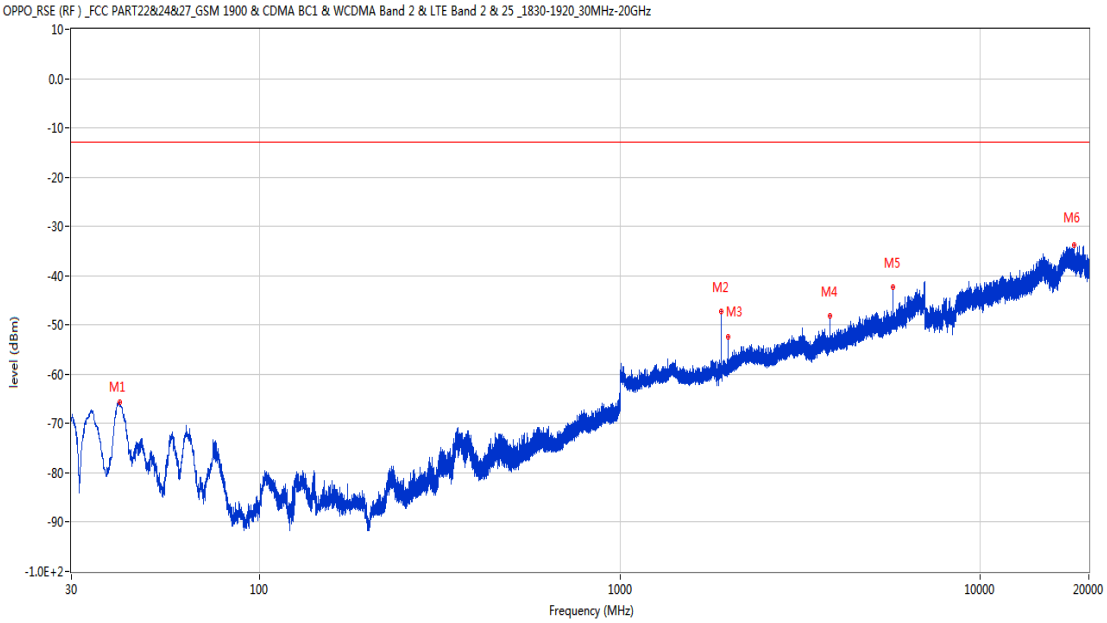

Frequency (MHz)	Result (dBm)	Factor (dB)	PK Limit (dBm)	Over Limit (dB)	Table (o)	ANT	EUT	Verdict
40.961	-65.77	-17.88	-13.0	-52.77	67.00	Vertical	Vertical	Pass
1910.200	-47.28	-3.79	-13.0	-34.28	222.00	Vertical	Vertical	N/A
1990.100	-52.31	-4.42	-13.0	-39.31	253.00	Vertical	Vertical	N/A
3819.800	-48.08	4.96	-13.0	-35.08	203.00	Vertical	Vertical	Pass
5729.600	-42.41	7.39	-13.0	-29.41	164.00	Vertical	Vertical	Pass
18246.588	-33.85	21.75	-13.0	-20.85	300.00	Vertical	Vertical	Pass

RSE-V&H GSM 1900 CH810

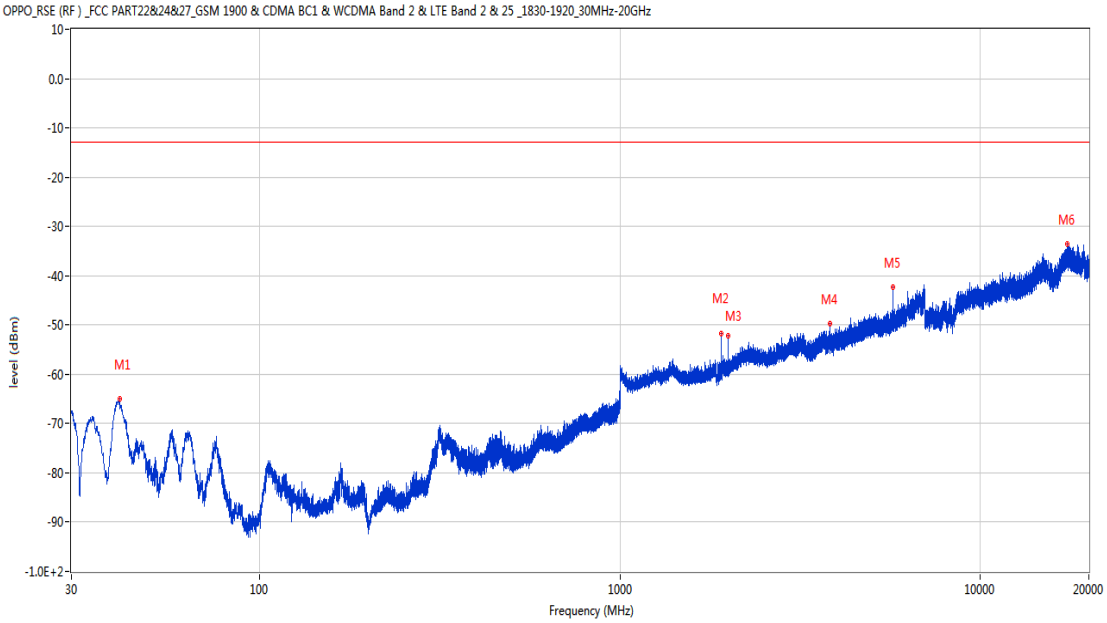

Frequency (MHz)	Result (dBm)	Factor (dB)	PK Limit (dBm)	Over Limit (dB)	Table (o)	ANT	EUT	Verdict
40.816	-65.01	-18.00	-13.0	-52.01	84.00	Vertical	Horizontal	Pass
1910.300	-51.74	-3.79	-13.0	-38.74	348.00	Vertical	Horizontal	N/A
1990.200	-52.22	-4.42	-13.0	-39.22	105.00	Vertical	Horizontal	N/A
3820.200	-49.62	4.99	-13.0	-36.62	185.00	Vertical	Horizontal	Pass
5730.000	-42.34	7.39	-13.0	-29.34	98.00	Vertical	Horizontal	Pass
17386.375	-33.61	22.38	-13.0	-20.61	177.00	Vertical	Horizontal	Pass

EGPRS

3 EGPRS 850

3.1 EGPRS 850 Low Channel

RSE-H&H EGPRS 850 CH128

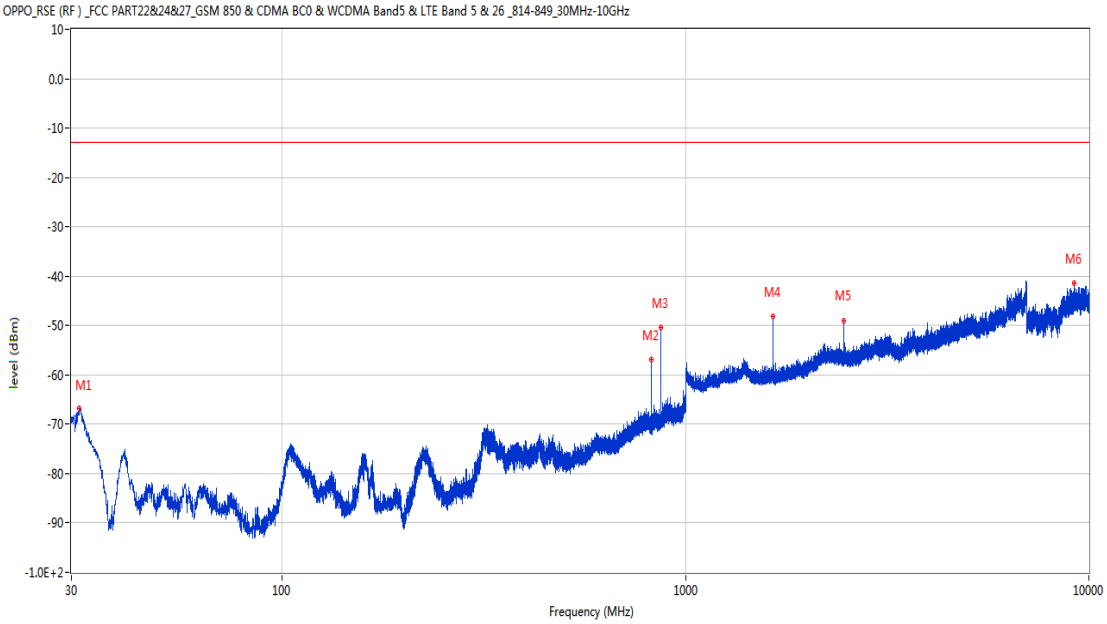

Frequency (MHz)	Result (dBm)	Factor (dB)	PK Limit (dBm)	Over Limit (dB)	Table (o)	ANT	EUT	Verdict
31.358	-66.72	-18.48	-13.0	-53.72	167.00	Horizontal	Horizontal	Pass
824.188	-57.00	2.22	-13.0	-44.00	283.00	Horizontal	Horizontal	N/A
869.244	-50.31	2.38	-13.0	-37.31	260.00	Horizontal	Horizontal	N/A
1648.700	-48.10	-5.85	-13.0	-35.10	33.00	Horizontal	Horizontal	Pass
2472.800	-49.05	-1.28	-13.0	-36.05	347.00	Horizontal	Horizontal	Pass
9200.349	-41.40	15.34	-13.0	-28.40	90.00	Horizontal	Horizontal	Pass

RSE-H&V EGPRS 850 CH128

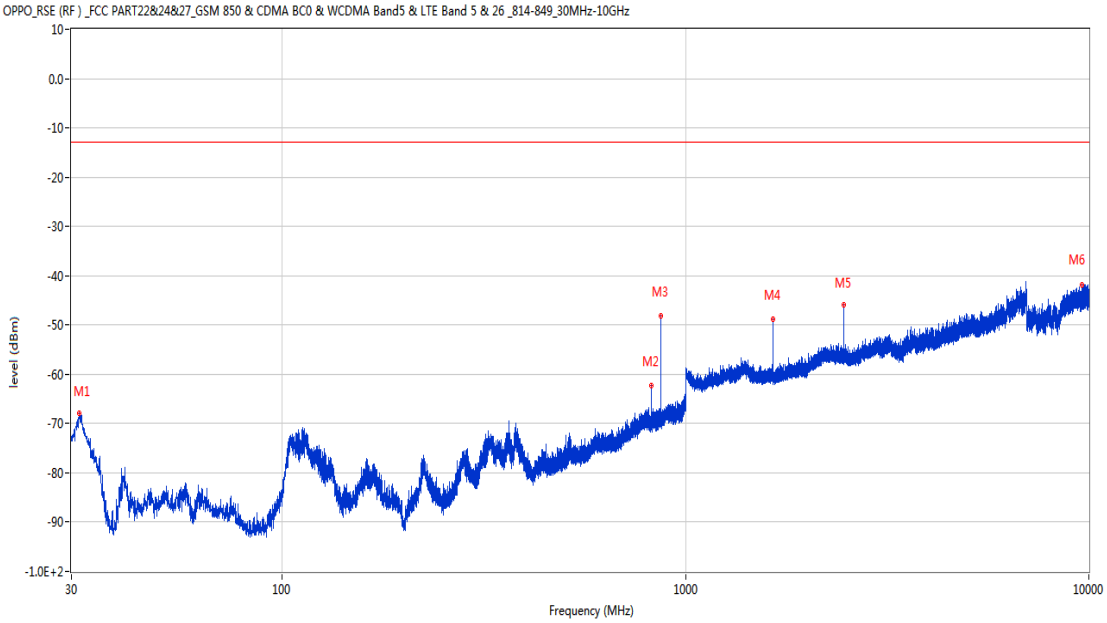

Frequency (MHz)	Result (dBm)	Factor (dB)	PK Limit (dBm)	Over Limit (dB)	Table (o)	ANT	EUT	Verdict
31.309	-67.89	-18.60	-13.0	-54.89	211.00	Horizontal	Vertical	Pass
824.236	-62.37	2.22	-13.0	-49.37	10.00	Horizontal	Vertical	N/A
869.292	-48.17	2.38	-13.0	-35.17	101.00	Horizontal	Vertical	N/A
1648.700	-48.91	-5.85	-13.0	-35.91	324.00	Horizontal	Vertical	Pass
2472.800	-45.96	-1.28	-13.0	-32.96	337.00	Horizontal	Vertical	Pass
9607.451	-41.78	16.40	-13.0	-28.78	58.00	Horizontal	Vertical	Pass

RSE-V&V EGPRS 850 CH128

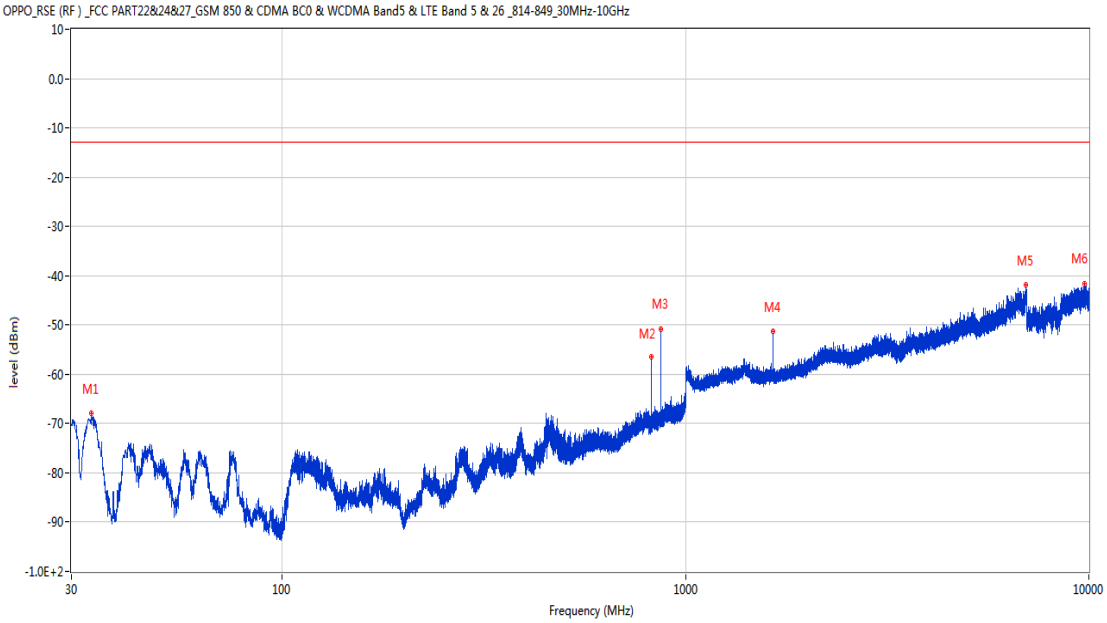

Frequency (MHz)	Result (dBm)	Factor (dB)	PK Limit (dBm)	Over Limit (dB)	Table (o)	ANT	EUT	Verdict
33.589	-67.93	-17.63	-13.0	-54.93	273.00	Vertical	Vertical	Pass
824.188	-56.51	2.22	-13.0	-43.51	122.00	Vertical	Vertical	N/A
869.147	-50.83	2.38	-13.0	-37.83	34.00	Vertical	Vertical	N/A
1648.600	-51.24	-5.85	-13.0	-38.24	72.00	Vertical	Vertical	Pass
6993.800	-41.91	13.64	-13.0	-28.91	327.00	Vertical	Vertical	Pass
9752.500	-41.63	16.15	-13.0	-28.63	181.00	Vertical	Vertical	Pass

RSE-V&H EGPRS 850 CH128

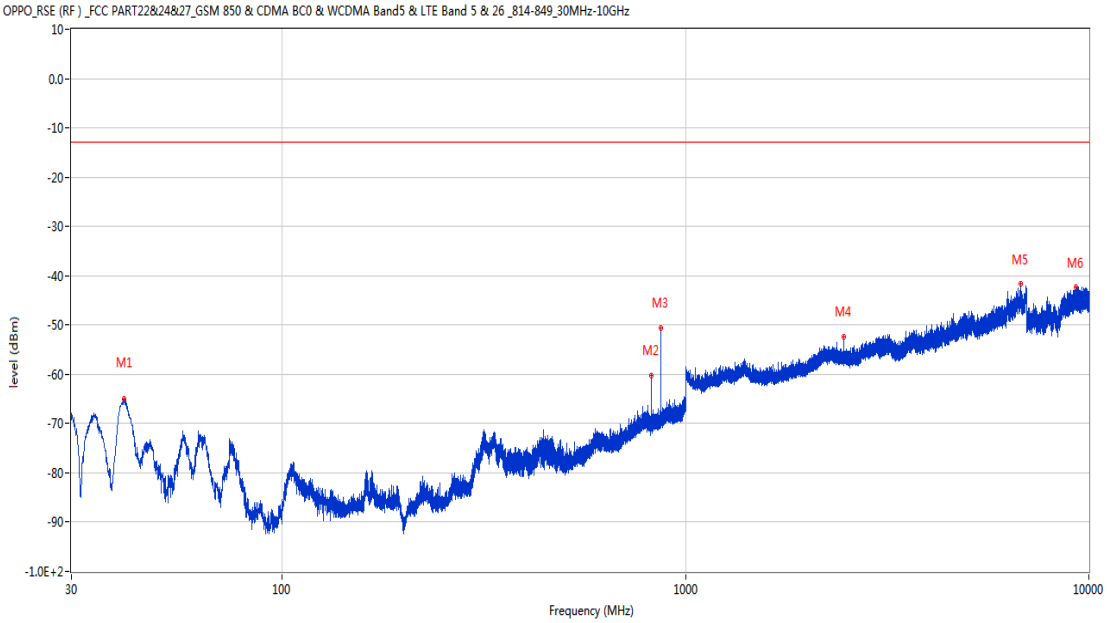

Frequency (MHz)	Result (dBm)	Factor (dB)	PK Limit (dBm)	Over Limit (dB)	Table (o)	ANT	EUT	Verdict
40.428	-65.04	-18.27	-13.0	-52.04	93.00	Vertical	Horizontal	Pass
824.236	-60.18	2.22	-13.0	-47.18	63.00	Vertical	Horizontal	N/A
869.292	-50.54	2.38	-13.0	-37.54	12.00	Vertical	Horizontal	N/A
2473.000	-52.52	-1.27	-13.0	-39.52	77.00	Vertical	Horizontal	Pass
6786.200	-41.71	12.21	-13.0	-28.71	231.00	Vertical	Horizontal	Pass
9301.151	-42.34	15.55	-13.0	-29.34	197.00	Vertical	Horizontal	Pass

3.2 EGPRS 850 Middle Channel

RSE-H&H EGPRS 850 CH190

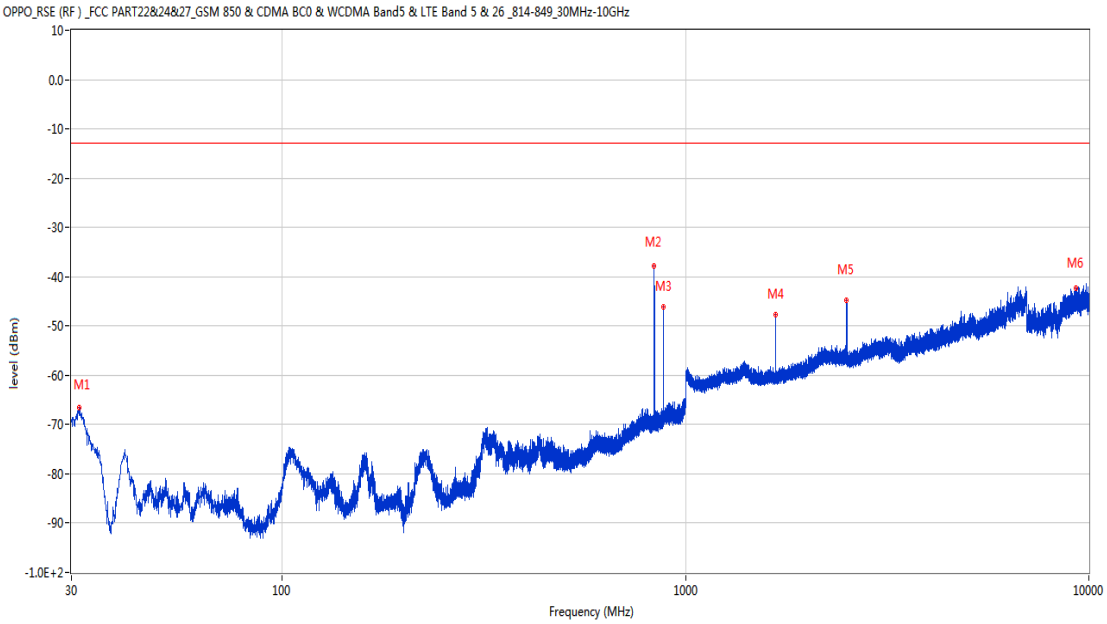

Frequency (MHz)	Result (dBm)	Factor (dB)	PK Limit (dBm)	Over Limit (dB)	Table (o)	ANT	EUT	Verdict
31.309	-66.60	-18.60	-13.0	-53.60	176.00	Horizontal	Horizontal	Pass
836.604	-37.87	2.59	-13.0	-24.87	86.00	Horizontal	Horizontal	N/A
881.563	-46.03	2.80	-13.0	-33.03	281.00	Horizontal	Horizontal	N/A
1673.600	-47.71	-5.83	-13.0	-34.71	98.00	Horizontal	Horizontal	Pass
2510.300	-44.74	-1.00	-13.0	-31.74	162.00	Horizontal	Horizontal	Pass
9271.599	-42.41	15.13	-13.0	-29.41	201.00	Horizontal	Horizontal	Pass

RSE-H&V EGPRS 850 CH190

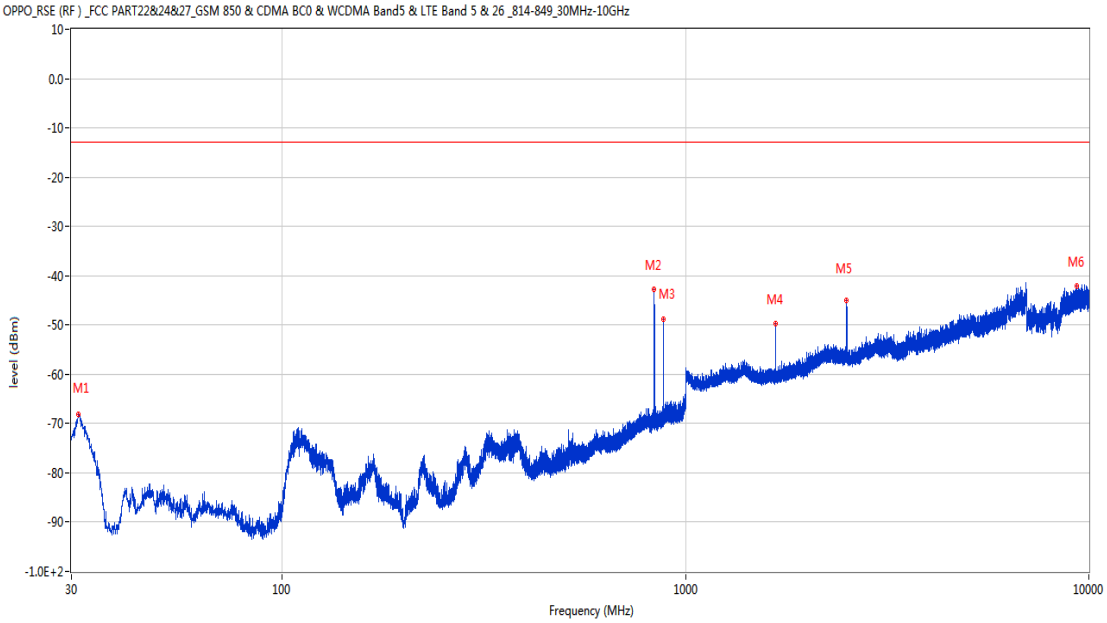

Frequency (MHz)	Result (dBm)	Factor (dB)	PK Limit (dBm)	Over Limit (dB)	Table (o)	ANT	EUT	Verdict
31.212	-68.04	-18.85	-13.0	-55.04	170.00	Horizontal	Vertical	Pass
836.604	-42.75	2.59	-13.0	-29.75	341.00	Horizontal	Vertical	N/A
881.514	-48.86	2.80	-13.0	-35.86	278.00	Horizontal	Vertical	N/A
1673.700	-49.66	-5.82	-13.0	-36.66	351.00	Horizontal	Vertical	Pass
2510.200	-44.96	-0.99	-13.0	-31.96	326.00	Horizontal	Vertical	Pass
9320.050	-42.12	15.68	-13.0	-29.12	0.00	Horizontal	Vertical	Pass

RSE-V&V EGPRS 850 CH190

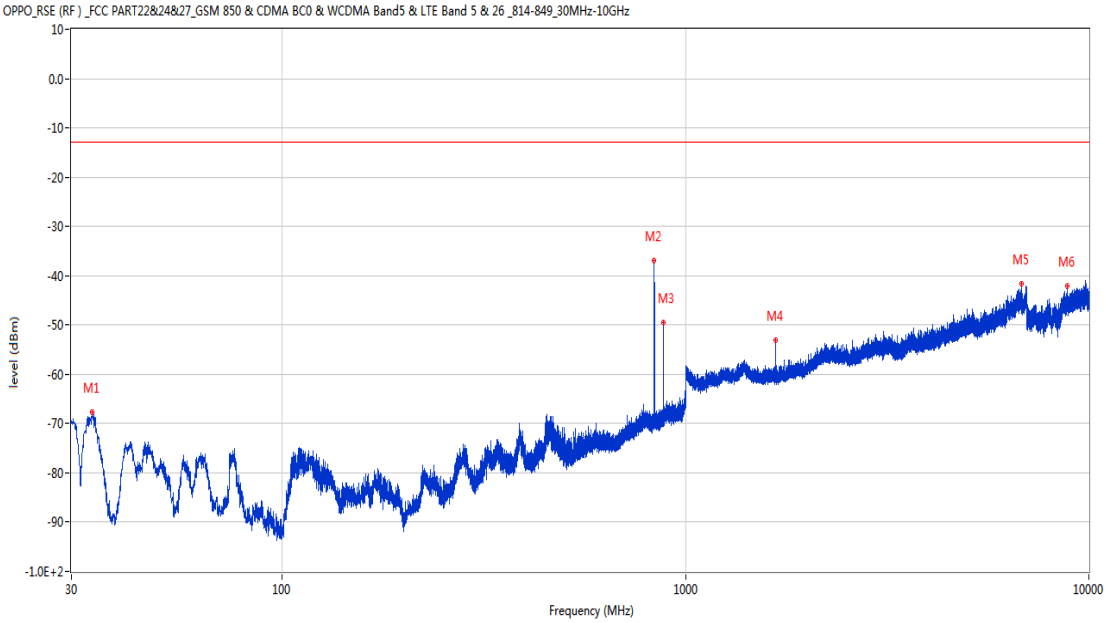

Frequency (MHz)	Result (dBm)	Factor (dB)	PK Limit (dBm)	Over Limit (dB)	Table (o)	ANT	EUT	Verdict
33.783	-67.74	-17.90	-13.0	-54.74	307.00	Vertical	Vertical	Pass
836.555	-36.85	2.59	-13.0	-23.85	121.00	Vertical	Vertical	N/A
881.660	-49.52	2.81	-13.0	-36.52	22.00	Vertical	Vertical	N/A
1673.500	-53.16	-5.84	-13.0	-40.16	1.00	Vertical	Vertical	Pass
6796.600	-41.70	12.23	-13.0	-28.70	188.00	Vertical	Vertical	Pass
8830.151	-42.12	15.13	-13.0	-29.12	66.00	Vertical	Vertical	Pass

RSE-V&H EGPRS 850 CH190

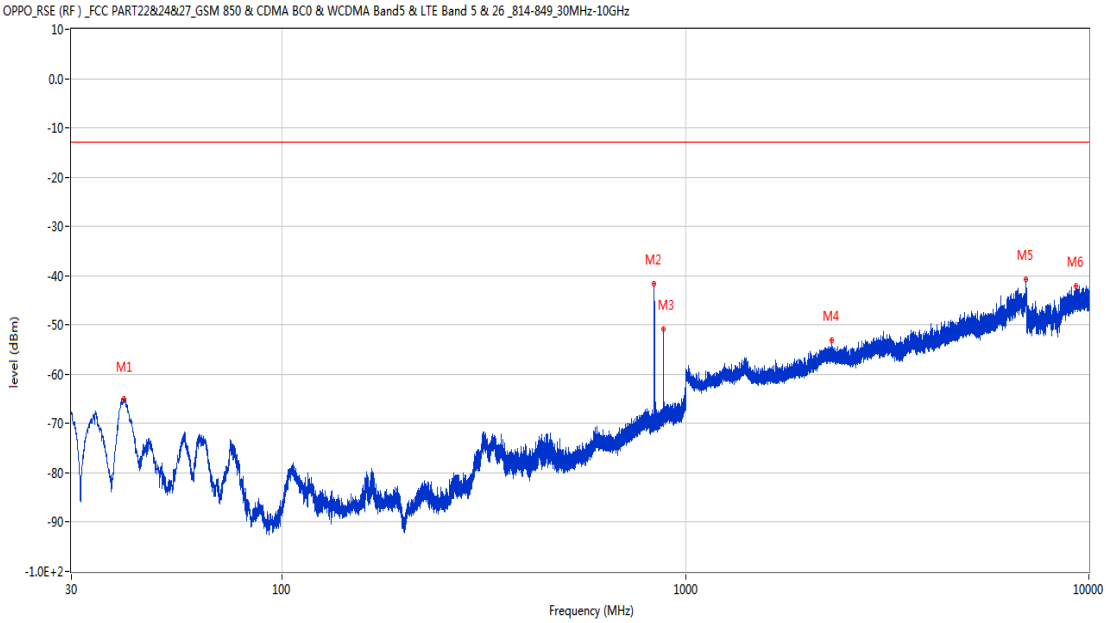

Frequency (MHz)	Result (dBm)	Factor (dB)	PK Limit (dBm)	Over Limit (dB)	Table (o)	ANT	EUT	Verdict
40.476	-65.07	-18.24	-13.0	-52.07	62.00	Vertical	Horizontal	Pass
836.555	-41.62	2.59	-13.0	-28.62	77.00	Vertical	Horizontal	N/A
881.514	-50.81	2.80	-13.0	-37.81	4.00	Vertical	Horizontal	N/A
2297.800	-53.00	-1.10	-13.0	-40.00	298.00	Vertical	Horizontal	Pass
6994.400	-40.71	13.61	-13.0	-27.71	148.00	Vertical	Horizontal	Pass
9291.250	-42.08	15.35	-13.0	-29.08	179.00	Vertical	Horizontal	Pass

3.3 EGPRS 850 High Channel

RSE-H&H EGPRS 850 CH251

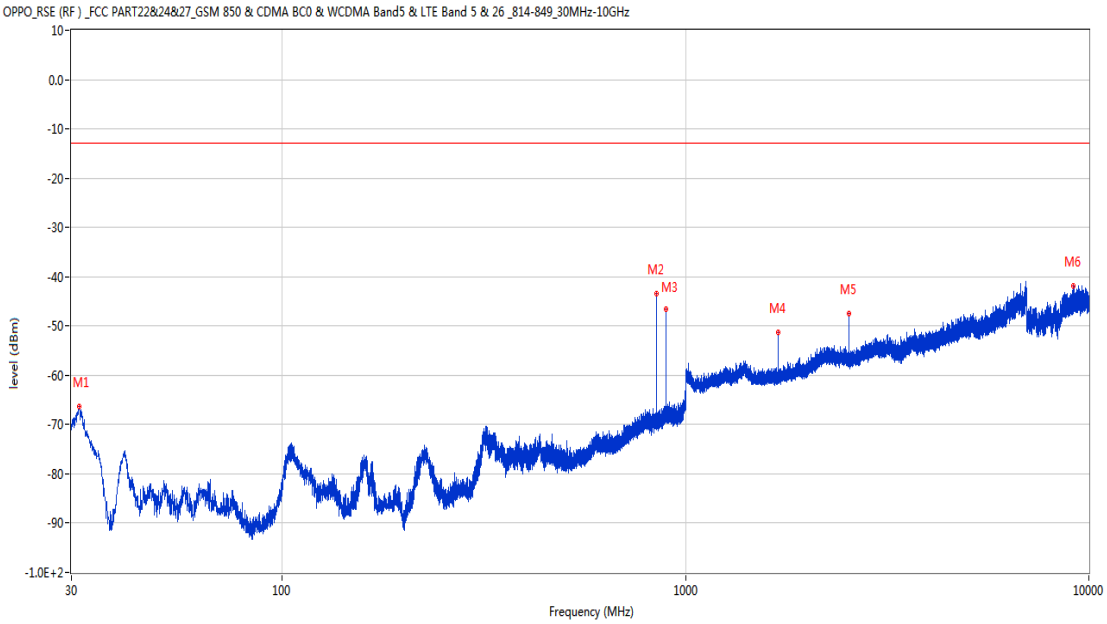

Frequency (MHz)	Result (dBm)	Factor (dB)	PK Limit (dBm)	Over Limit (dB)	Table (o)	ANT	EUT	Verdict
31.407	-66.34	-18.36	-13.0	-53.34	188.00	Horizontal	Horizontal	Pass
848.825	-43.49	2.47	-13.0	-30.49	76.00	Horizontal	Horizontal	N/A
893.833	-46.55	3.53	-13.0	-33.55	276.00	Horizontal	Horizontal	N/A
1698.300	-51.34	-5.64	-13.0	-38.34	290.00	Horizontal	Horizontal	Pass
2546.700	-47.46	-1.29	-13.0	-34.46	186.00	Horizontal	Horizontal	Pass
9134.650	-41.84	14.71	-13.0	-28.84	281.00	Horizontal	Horizontal	Pass

RSE-H&V EGPRS 850 CH251

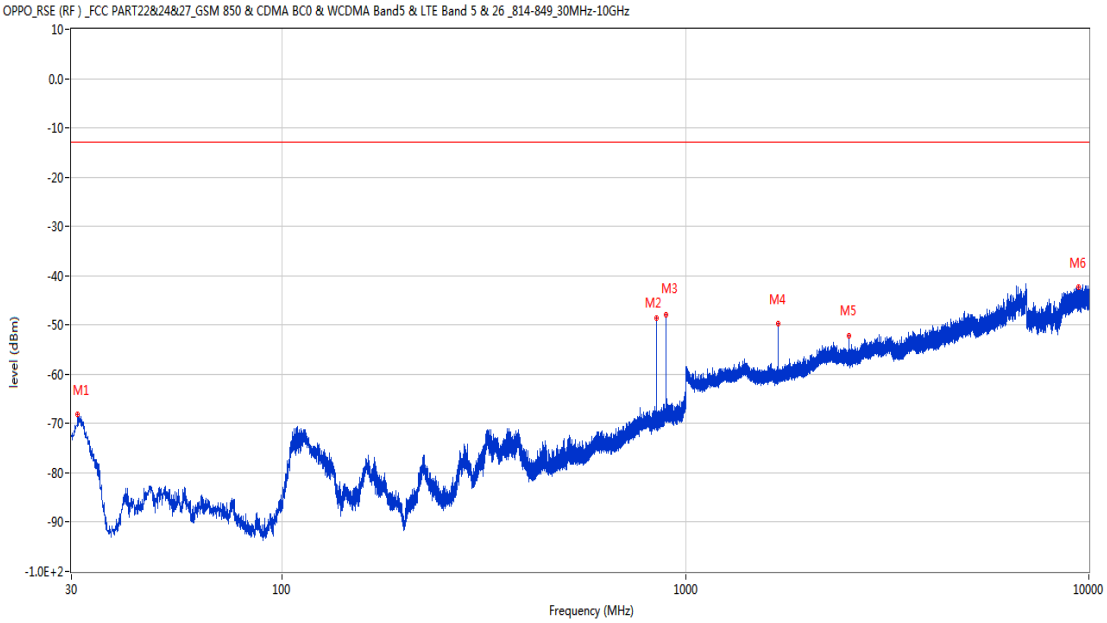

Frequency (MHz)	Result (dBm)	Factor (dB)	PK Limit (dBm)	Over Limit (dB)	Table (o)	ANT	EUT	Verdict
31.116	-68.06	-19.10	-13.0	-55.06	176.00	Horizontal	Vertical	Pass
848.825	-48.68	2.47	-13.0	-35.68	360.00	Horizontal	Vertical	N/A
893.737	-47.93	3.53	-13.0	-34.93	288.00	Horizontal	Vertical	N/A
1697.900	-49.77	-5.63	-13.0	-36.77	145.00	Horizontal	Vertical	Pass
2546.800	-52.08	-1.29	-13.0	-39.08	328.00	Horizontal	Vertical	Pass
9431.349	-42.30	16.29	-13.0	-29.30	136.00	Horizontal	Vertical	Pass

RSE-V&V EGPRS 850 CH251

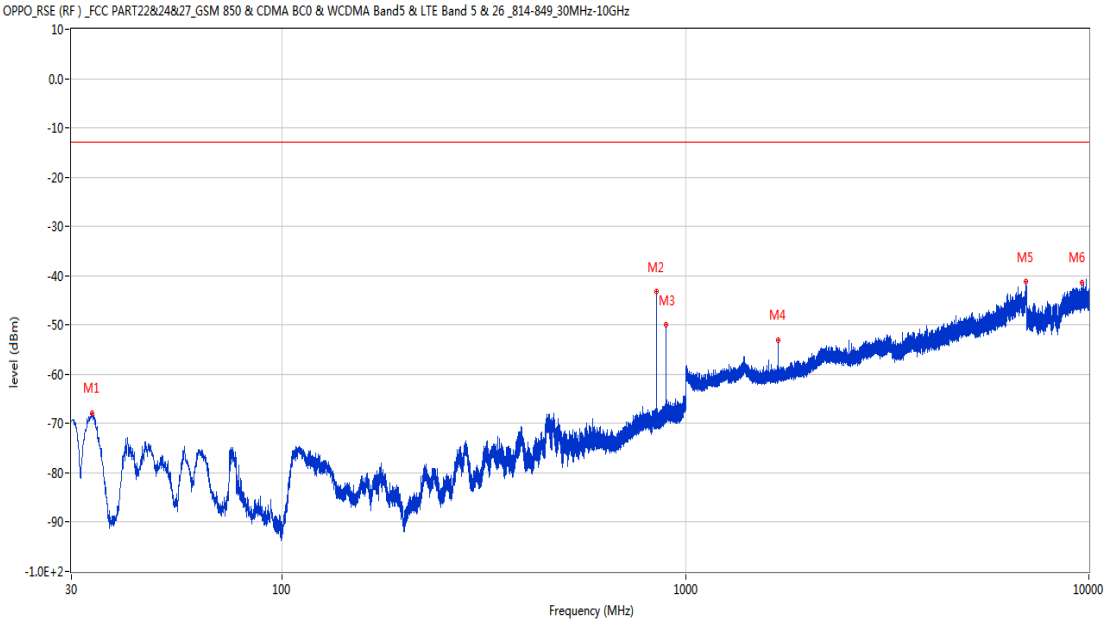

Frequency (MHz)	Result (dBm)	Factor (dB)	PK Limit (dBm)	Over Limit (dB)	Table (o)	ANT	EUT	Verdict
33.686	-67.95	-17.77	-13.0	-54.95	357.00	Vertical	Vertical	Pass
848.777	-43.25	2.47	-13.0	-30.25	194.00	Vertical	Vertical	N/A
893.833	-50.00	3.53	-13.0	-37.00	296.00	Vertical	Vertical	N/A
1698.100	-53.18	-5.63	-13.0	-40.18	0.00	Vertical	Vertical	Pass
6978.800	-41.27	13.94	-13.0	-28.27	313.00	Vertical	Vertical	Pass
9614.950	-41.52	16.38	-13.0	-28.52	154.00	Vertical	Vertical	Pass

RSE-V&H EGPRS 850 CH251

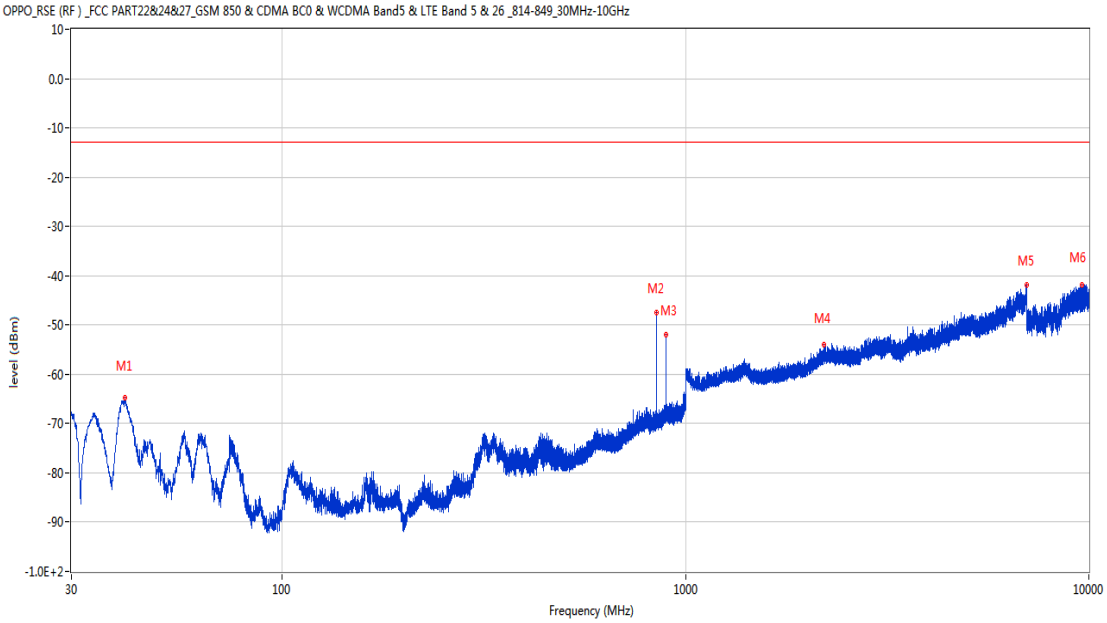

Frequency (MHz)	Result (dBm)	Factor (dB)	PK Limit (dBm)	Over Limit (dB)	Table (o)	ANT	EUT	Verdict
40.621	-64.77	-18.13	-13.0	-51.77	71.00	Vertical	Horizontal	Pass
848.825	-47.46	2.47	-13.0	-34.46	96.00	Vertical	Horizontal	N/A
893.882	-51.90	3.53	-13.0	-38.90	303.00	Vertical	Horizontal	N/A
2207.800	-54.07	-1.22	-13.0	-41.07	71.00	Vertical	Horizontal	Pass
6999.200	-41.97	13.65	-13.0	-28.97	109.00	Vertical	Horizontal	Pass
9615.250	-41.92	16.37	-13.0	-28.92	65.00	Vertical	Horizontal	Pass

4 EGPRS 1900

4.1 EGPRS 1900 Low Channel

RSE-H&H EGPRS 1900 CH512

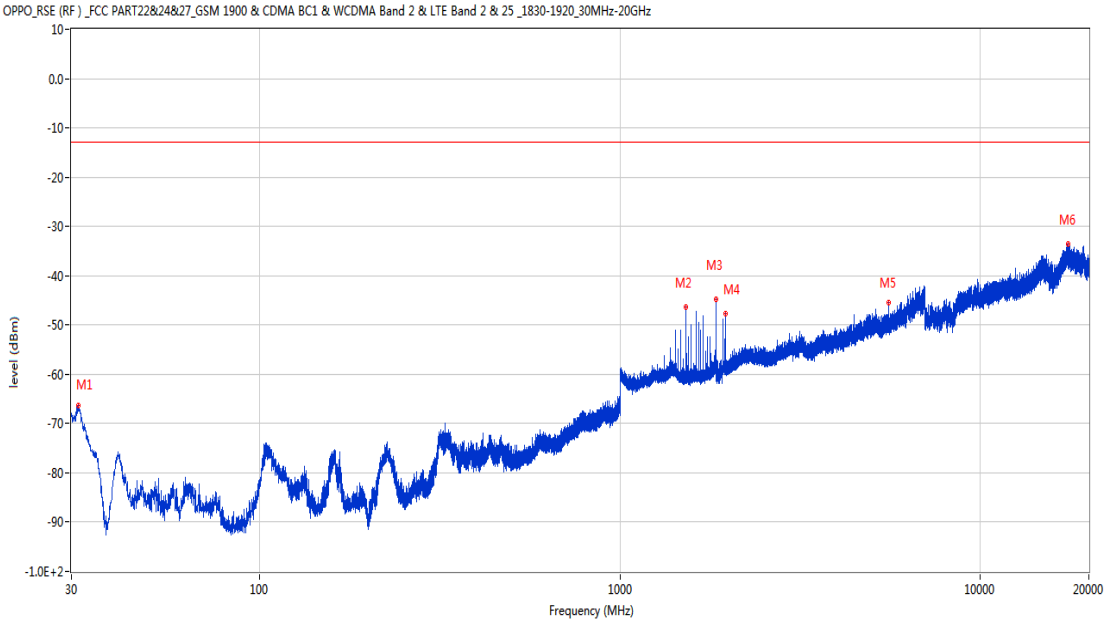

Frequency (MHz)	Result (dBm)	Factor (dB)	PK Limit (dBm)	Over Limit (dB)	Table (o)	ANT	EUT	Verdict
31.309	-66.44	-18.57	-13.0	-53.44	185.00	Horizontal	Horizontal	Pass
1525.900	-46.25	-5.98	-13.0	-33.25	121.00	Horizontal	Horizontal	Pass
1850.500	-44.83	-4.40	-13.0	-31.83	318.00	Horizontal	Horizontal	N/A
1960.300	-47.71	-4.69	-13.0	-34.71	228.00	Horizontal	Horizontal	N/A
5550.800	-45.47	7.48	-13.0	-32.47	209.00	Horizontal	Horizontal	Pass
17560.375	-33.54	22.46	-13.0	-20.54	0.00	Horizontal	Horizontal	Pass

RSE-H&V EGPRS 1900 CH512

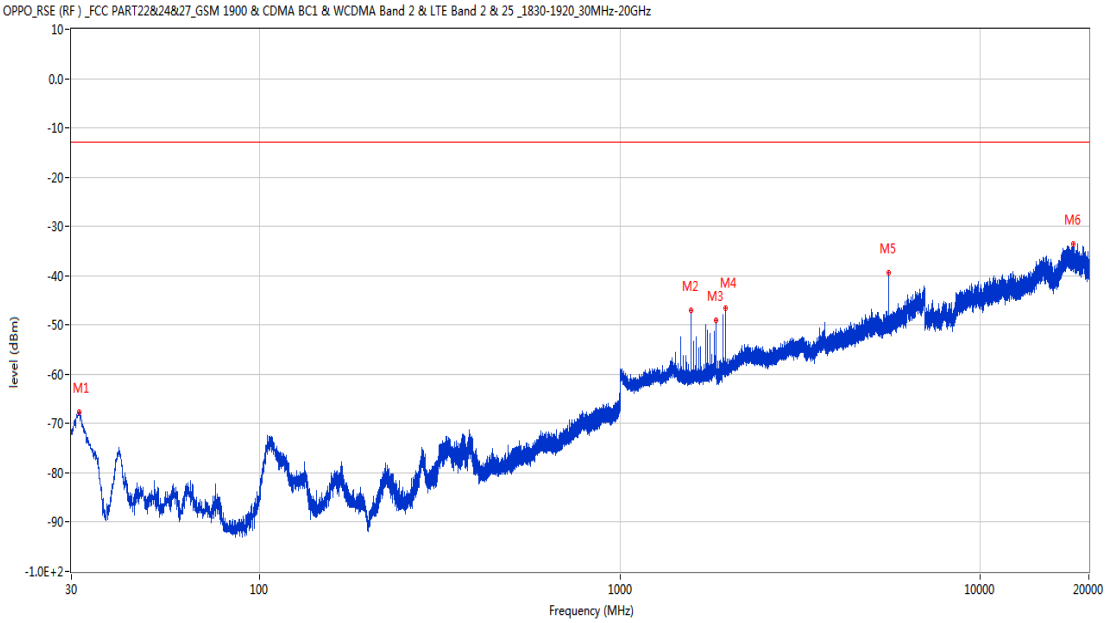

Frequency (MHz)	Result (dBm)	Factor (dB)	PK Limit (dBm)	Over Limit (dB)	Table (o)	ANT	EUT	Verdict
31.455	-67.65	-18.20	-13.0	-54.65	200.00	Horizontal	Vertical	Pass
1575.200	-47.07	-5.85	-13.0	-34.07	341.00	Horizontal	Vertical	Pass
1850.600	-49.04	-4.40	-13.0	-36.04	341.00	Horizontal	Vertical	N/A
1960.400	-46.61	-4.69	-13.0	-33.61	101.00	Horizontal	Vertical	N/A
5551.000	-39.33	7.49	-13.0	-26.33	19.00	Horizontal	Vertical	Pass
18089.626	-33.49	22.32	-13.0	-20.49	128.00	Horizontal	Vertical	Pass

RSE-V&V EGPRS 1900 CH512

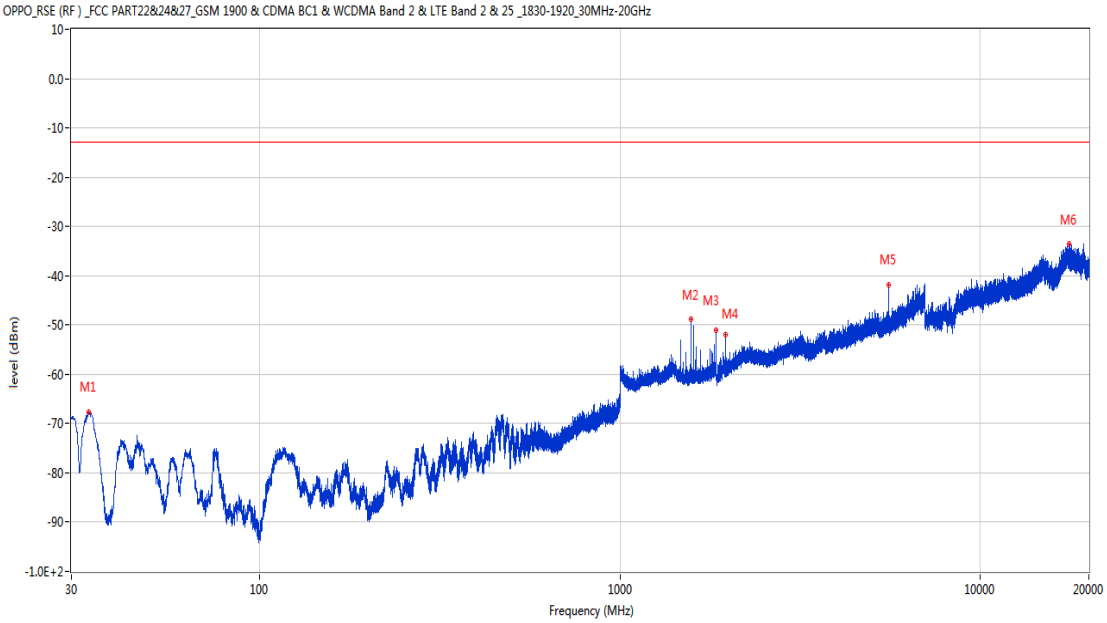

Frequency (MHz)	Result (dBm)	Factor (dB)	PK Limit (dBm)	Over Limit (dB)	Table (o)	ANT	EUT	Verdict
33.589	-67.60	-17.63	-13.0	-54.60	271.00	Vertical	Vertical	Pass
1574.500	-48.79	-5.86	-13.0	-35.79	79.00	Vertical	Vertical	Pass
1850.700	-51.01	-4.40	-13.0	-38.01	242.00	Vertical	Vertical	N/A
1960.500	-51.93	-4.69	-13.0	-38.93	289.00	Vertical	Vertical	N/A
5551.200	-41.76	7.50	-13.0	-28.76	149.00	Vertical	Vertical	Pass
17584.663	-33.54	22.14	-13.0	-20.54	72.00	Vertical	Vertical	Pass

RSE-V&H EGPRS 1900 CH512

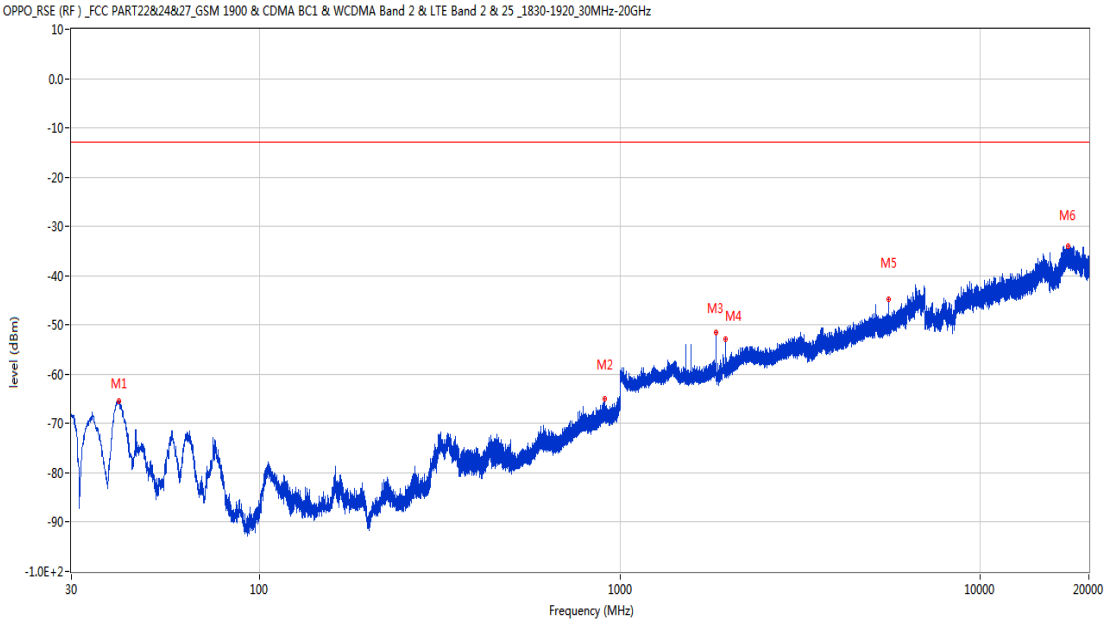

Frequency (MHz)	Result (dBm)	Factor (dB)	PK Limit (dBm)	Over Limit (dB)	Table (o)	ANT	EUT	Verdict
40.525	-65.43	-18.23	-13.0	-52.43	114.00	Vertical	Horizontal	Pass
905.570	-65.03	3.50	-13.0	-52.03	281.00	Vertical	Horizontal	Pass
1850.600	-51.46	-4.40	-13.0	-38.46	1.00	Vertical	Horizontal	N/A
1960.200	-52.87	-4.68	-13.0	-39.87	284.00	Vertical	Horizontal	N/A
5551.200	-44.67	7.50	-13.0	-31.67	359.00	Vertical	Horizontal	Pass
17568.713	-33.93	22.35	-13.0	-20.93	343.00	Vertical	Horizontal	Pass

4.2 EGPRS 1900 Middle Channel

RSE-H&H EGPRS 1900 CH661

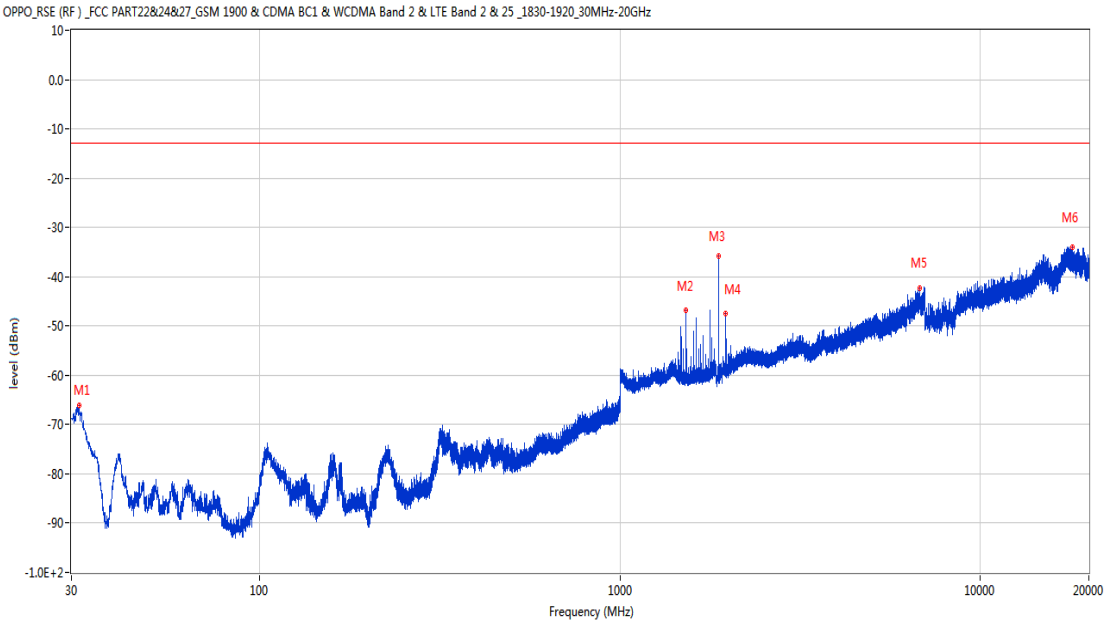

Frequency (MHz)	Result (dBm)	Factor (dB)	PK Limit (dBm)	Over Limit (dB)	Table (o)	ANT	EUT	Verdict
31.455	-66.19	-18.20	-13.0	-53.19	180.00	Horizontal	Horizontal	Pass
1525.200	-46.77	-5.92	-13.0	-33.77	315.00	Horizontal	Horizontal	Pass
1880.500	-35.85	-4.03	-13.0	-22.85	325.00	Horizontal	Horizontal	N/A
1960.300	-47.39	-4.69	-13.0	-34.39	211.00	Horizontal	Horizontal	N/A
6769.200	-42.23	11.48	-13.0	-29.23	148.00	Horizontal	Horizontal	Pass
18027.276	-34.07	22.93	-13.0	-21.07	118.00	Horizontal	Horizontal	Pass

RSE-H&V EGPRS 1900 CH661

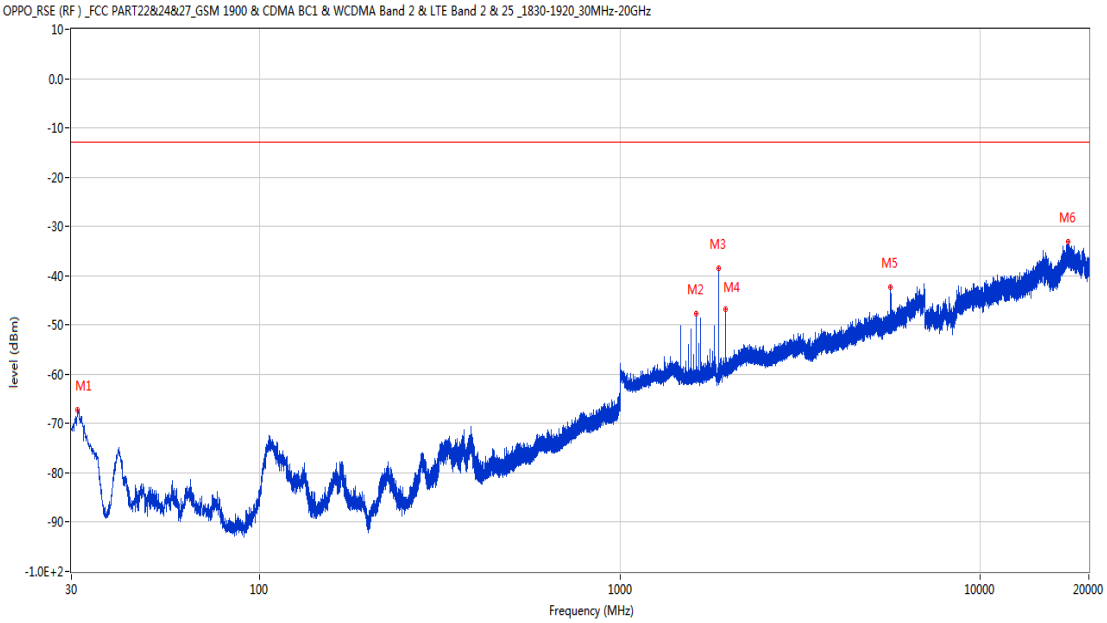

Frequency (MHz)	Result (dBm)	Factor (dB)	PK Limit (dBm)	Over Limit (dB)	Table (o)	ANT	EUT	Verdict
31.261	-67.23	-18.69	-13.0	-54.23	155.00	Horizontal	Vertical	Pass
1626.400	-47.70	-5.86	-13.0	-34.70	353.00	Horizontal	Vertical	Pass
1880.400	-38.48	-4.03	-13.0	-25.48	353.00	Horizontal	Vertical	N/A
1960.300	-46.81	-4.69	-13.0	-33.81	119.00	Horizontal	Vertical	N/A
5640.400	-42.34	7.16	-13.0	-29.34	128.00	Horizontal	Vertical	Pass
17479.176	-33.11	21.70	-13.0	-20.11	96.00	Horizontal	Vertical	Pass

RSE-V&V EGPRS 1900 CH661

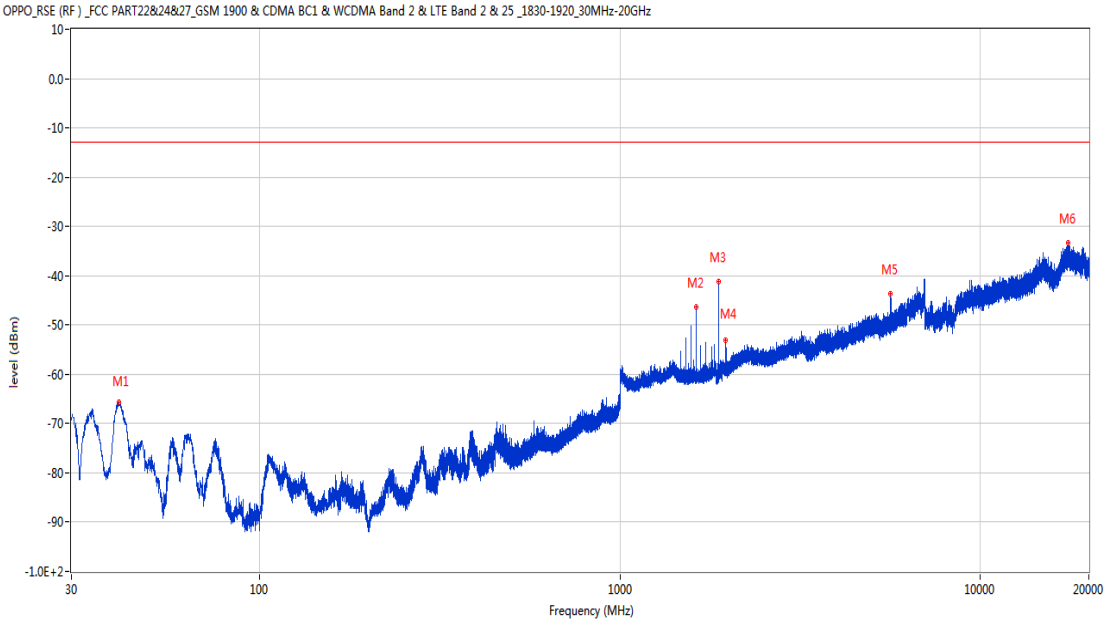

Frequency (MHz)	Result (dBm)	Factor (dB)	PK Limit (dBm)	Over Limit (dB)	Table (o)	ANT	EUT	Verdict
40.670	-65.61	-18.12	-13.0	-52.61	81.00	Vertical	Vertical	Pass
1625.600	-46.42	-5.86	-13.0	-33.42	59.00	Vertical	Vertical	Pass
1880.400	-41.22	-4.03	-13.0	-28.22	232.00	Vertical	Vertical	N/A
1960.600	-53.04	-4.69	-13.0	-40.04	342.00	Vertical	Vertical	N/A
5640.400	-43.60	7.16	-13.0	-30.60	164.00	Vertical	Vertical	Pass
17561.463	-33.41	22.45	-13.0	-20.41	64.00	Vertical	Vertical	Pass

RSE-V&H EGPRS 1900 CH661

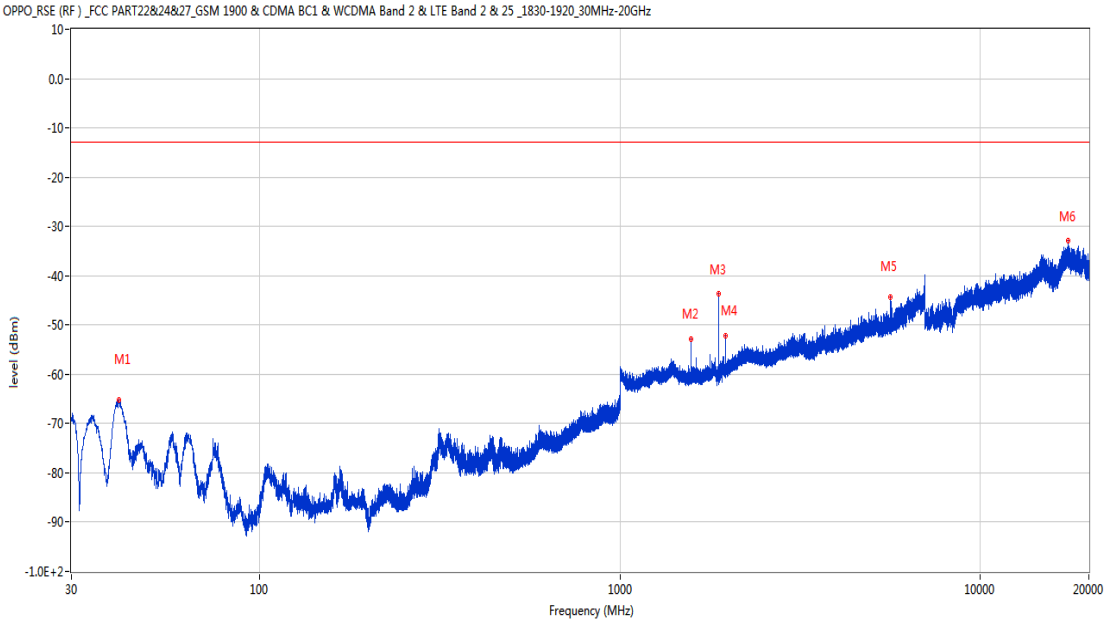

Frequency (MHz)	Result (dBm)	Factor (dB)	PK Limit (dBm)	Over Limit (dB)	Table (o)	ANT	EUT	Verdict
40.718	-65.17	-18.08	-13.0	-52.17	78.00	Vertical	Horizontal	Pass
1575.100	-52.82	-5.86	-13.0	-39.82	6.00	Vertical	Horizontal	Pass
1880.400	-43.73	-4.03	-13.0	-30.73	16.00	Vertical	Horizontal	N/A
1960.400	-52.27	-4.69	-13.0	-39.27	283.00	Vertical	Horizontal	N/A
5640.600	-44.26	7.16	-13.0	-31.26	149.00	Vertical	Horizontal	Pass
17565.450	-32.92	22.39	-13.0	-19.92	55.00	Vertical	Horizontal	Pass

4.3 EGPRS 1900 High Channel

RSE-H&H EGPRS 1900 CH810

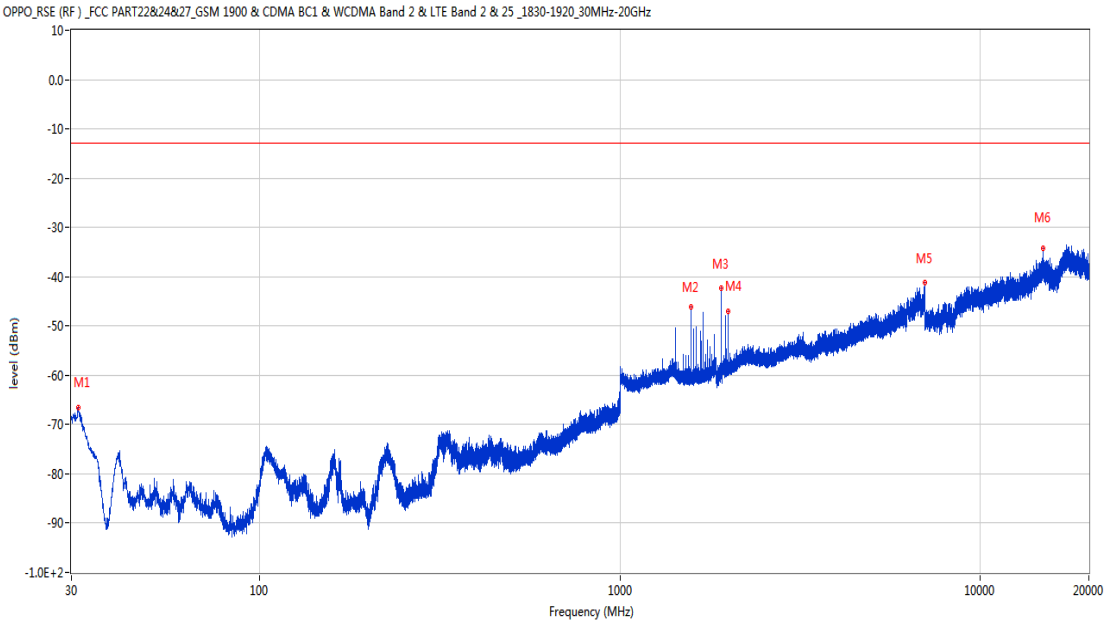

Frequency (MHz)	Result (dBm)	Factor (dB)	PK Limit (dBm)	Over Limit (dB)	Table (o)	ANT	EUT	Verdict
31.358	-66.57	-18.45	-13.0	-53.57	116.00	Horizontal	Horizontal	Pass
1575.600	-46.09	-5.83	-13.0	-33.09	321.00	Horizontal	Horizontal	Pass
1910.200	-42.42	-3.79	-13.0	-29.42	331.00	Horizontal	Horizontal	N/A
1990.100	-47.07	-4.42	-13.0	-34.07	229.00	Horizontal	Horizontal	N/A
6998.200	-41.23	13.63	-13.0	-28.23	241.00	Horizontal	Horizontal	Pass
14907.963	-34.12	20.20	-13.0	-21.12	250.00	Horizontal	Horizontal	Pass

RSE-H&V EGPRS 1900 CH810

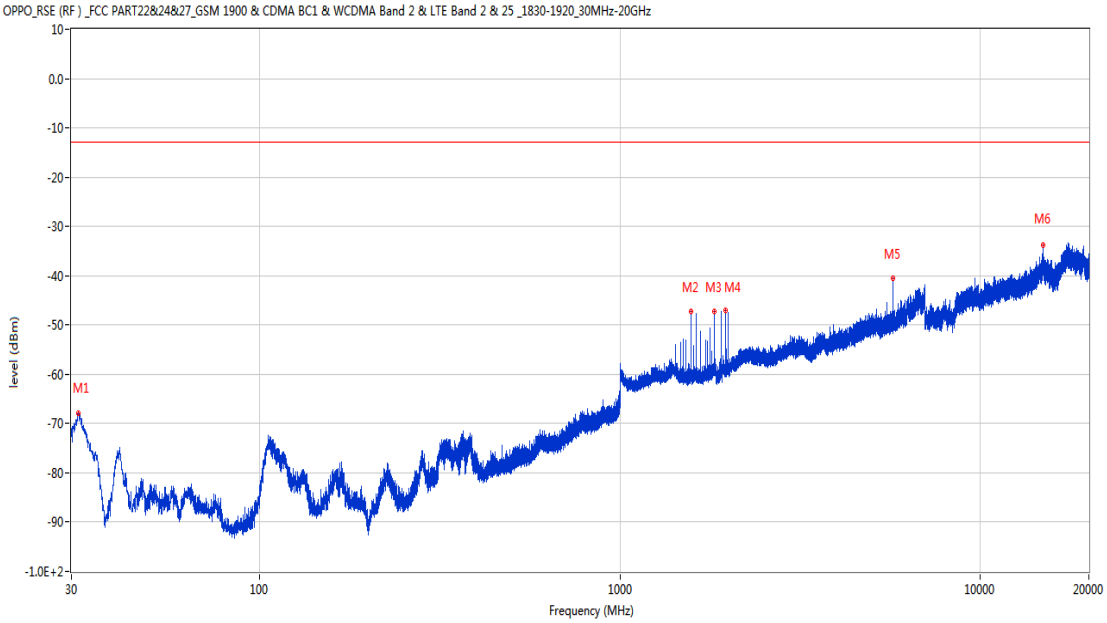

Frequency (MHz)	Result (dBm)	Factor (dB)	PK Limit (dBm)	Over Limit (dB)	Table (o)	ANT	EUT	Verdict
31.358	-67.90	-18.45	-13.0	-54.90	111.00	Horizontal	Vertical	Pass
1574.700	-47.36	-5.87	-13.0	-34.36	195.00	Horizontal	Vertical	Pass
1825.200	-47.30	-4.72	-13.0	-34.30	352.00	Horizontal	Vertical	N/A
1960.400	-47.08	-4.69	-13.0	-34.08	102.00	Horizontal	Vertical	N/A
5730.000	-40.57	7.39	-13.0	-27.57	33.00	Horizontal	Vertical	Pass
14904.337	-33.83	20.34	-13.0	-20.83	8.00	Horizontal	Vertical	Pass

RSE-V&V EGPRS 1900 CH810

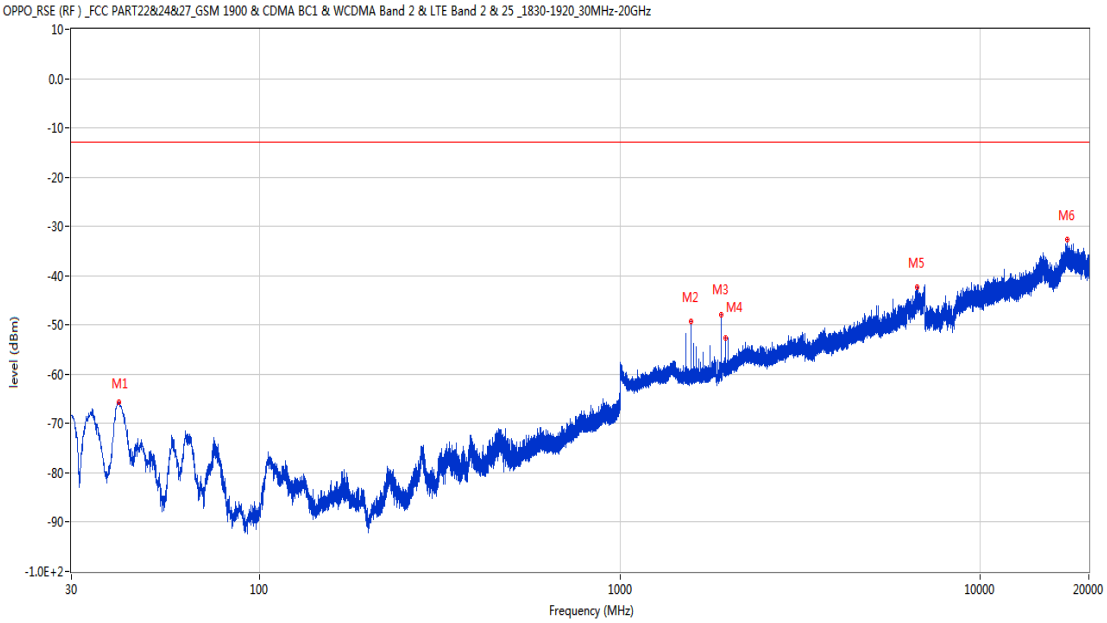

Frequency (MHz)	Result (dBm)	Factor (dB)	PK Limit (dBm)	Over Limit (dB)	Table (o)	ANT	EUT	Verdict
40.670	-65.59	-18.12	-13.0	-52.59	90.00	Vertical	Vertical	Pass
1575.500	-49.25	-5.84	-13.0	-36.25	305.00	Vertical	Vertical	Pass
1910.100	-47.93	-3.79	-13.0	-34.93	241.00	Vertical	Vertical	N/A
1960.500	-52.65	-4.69	-13.0	-39.65	273.00	Vertical	Vertical	N/A
6661.600	-42.36	11.57	-13.0	-29.36	255.00	Vertical	Vertical	Pass
17419.725	-32.67	22.65	-13.0	-19.67	9.00	Vertical	Vertical	Pass

RSE-V&H EGPRS 1900 CH810

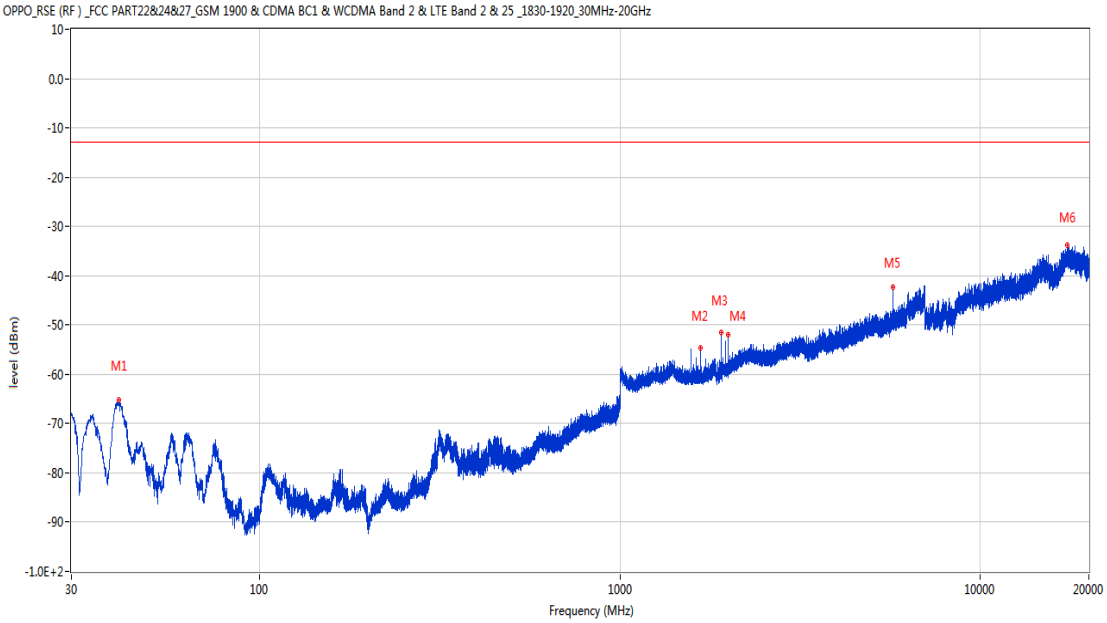

Frequency (MHz)	Result (dBm)	Factor (dB)	PK Limit (dBm)	Over Limit (dB)	Table (o)	ANT	EUT	Verdict
40.621	-65.32	-18.15	-13.0	-52.32	64.00	Vertical	Horizontal	Pass
1675.100	-54.65	-5.74	-13.0	-41.65	148.00	Vertical	Horizontal	Pass
1910.200	-51.42	-3.79	-13.0	-38.42	20.00	Vertical	Horizontal	N/A
1990.200	-51.85	-4.42	-13.0	-38.85	276.00	Vertical	Horizontal	N/A
5729.800	-42.41	7.39	-13.0	-29.41	147.00	Vertical	Horizontal	Pass
17466.124	-33.75	21.73	-13.0	-20.75	79.00	Vertical	Horizontal	Pass

WCDMA

5 WCDMA Band 2

5.1 WCDMA Band 2 Low Channel

RSE-H&H WCDMA Band 2 CH9262

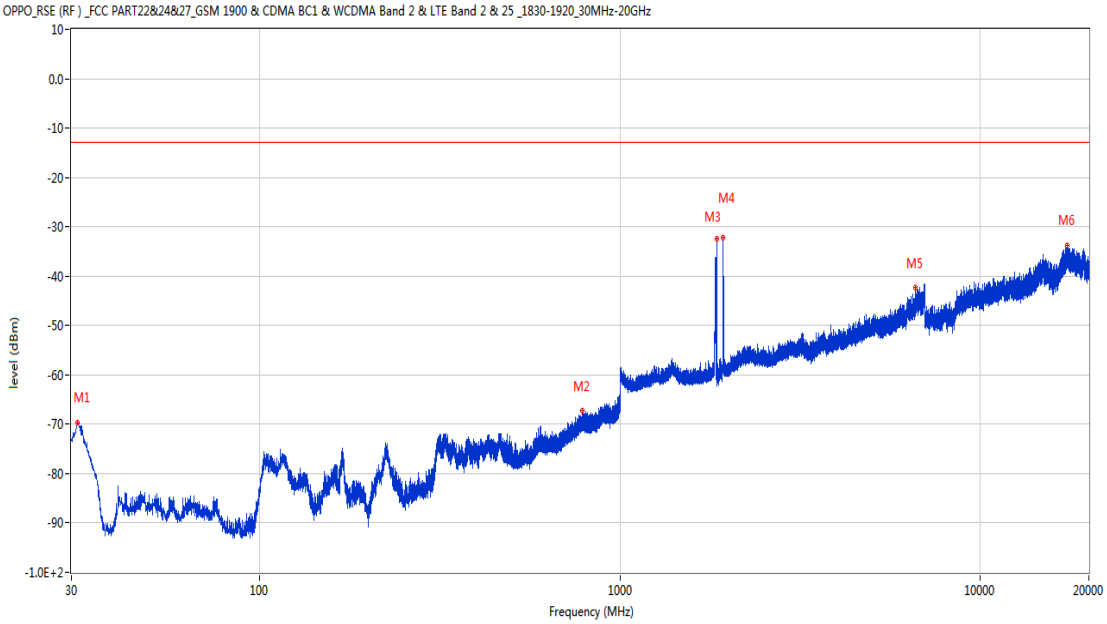

Frequency (MHz)	Result (dBm)	Factor (dB)	PK Limit (dBm)	Over Limit (dB)	Table (o)	ANT	EUT	Verdict
31.261	-69.78	-18.69	-13.0	-56.78	154.00	Horizontal	Horizontal	Pass
787.279	-67.25	1.81	-13.0	-54.25	345.00	Horizontal	Horizontal	Pass
1853.500	-32.39	-4.36	-13.0	-19.39	318.00	Horizontal	Horizontal	N/A
1933.000	-32.28	-3.80	-13.0	-19.28	222.00	Horizontal	Horizontal	N/A
6601.800	-42.39	11.80	-13.0	-29.39	139.00	Horizontal	Horizontal	Pass
17428.787	-33.82	22.43	-13.0	-20.82	337.00	Horizontal	Horizontal	Pass

RSE-H&V WCDMA Band 2 CH9262

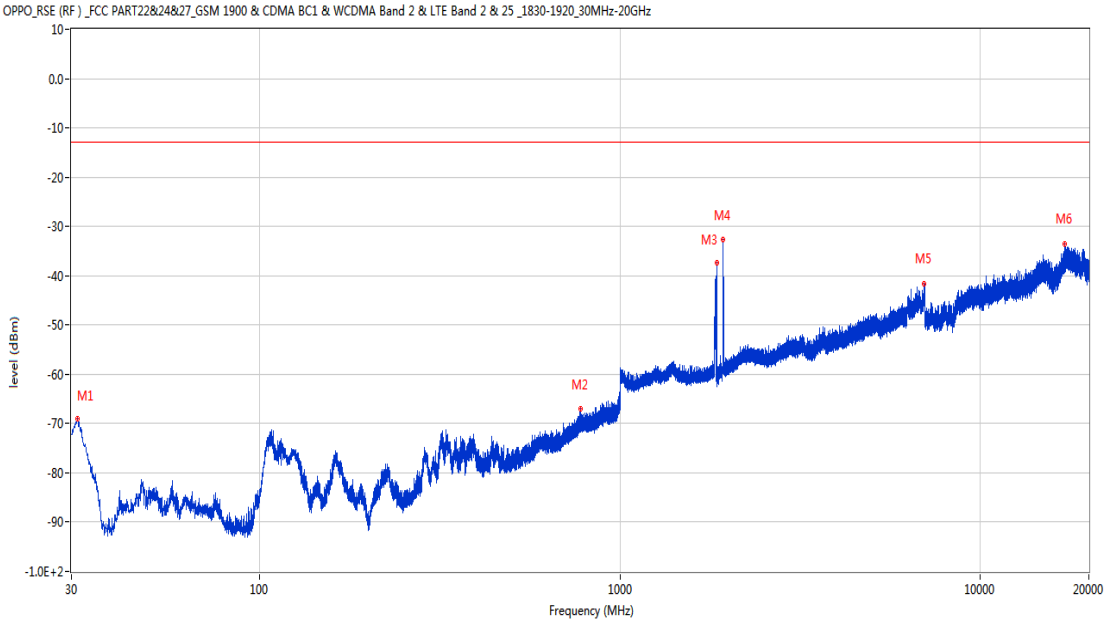

Frequency (MHz)	Result (dBm)	Factor (dB)	PK Limit (dBm)	Over Limit (dB)	Table (o)	ANT	EUT	Verdict
31.164	-69.02	-18.93	-13.0	-56.02	151.00	Horizontal	Vertical	Pass
776.221	-67.07	1.55	-13.0	-54.07	58.00	Horizontal	Vertical	Pass
1853.900	-37.29	-4.36	-13.0	-24.29	360.00	Horizontal	Vertical	N/A
1932.300	-32.62	-3.80	-13.0	-19.62	237.00	Horizontal	Vertical	N/A
6979.400	-41.69	13.89	-13.0	-28.69	214.00	Horizontal	Vertical	Pass
17101.813	-33.44	20.55	-13.0	-20.44	126.00	Horizontal	Vertical	Pass

RSE-V&V WCDMA Band 2 CH9262

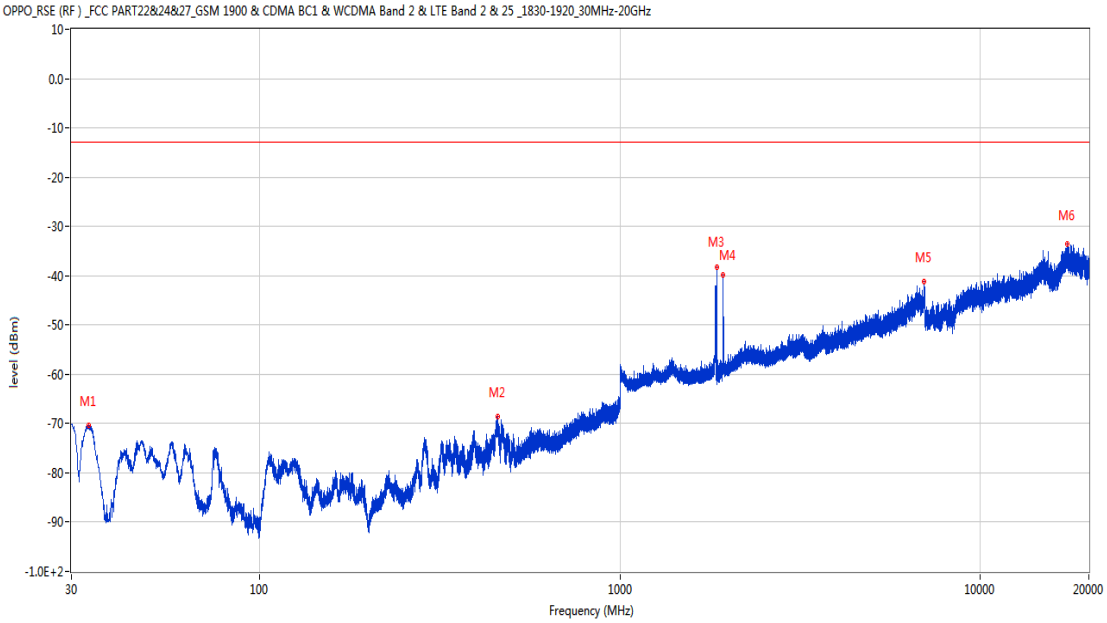

Frequency (MHz)	Result (dBm)	Factor (dB)	PK Limit (dBm)	Over Limit (dB)	Table (o)	ANT	EUT	Verdict
33.589	-70.45	-17.63	-13.0	-57.45	360.00	Vertical	Vertical	Pass
457.867	-68.64	-8.19	-13.0	-55.64	141.00	Vertical	Vertical	Pass
1853.600	-38.37	-4.36	-13.0	-25.37	1.00	Vertical	Vertical	N/A
1934.000	-39.90	-3.81	-13.0	-26.90	332.00	Vertical	Vertical	N/A
6987.600	-41.15	13.63	-13.0	-28.15	148.00	Vertical	Vertical	Pass
17379.125	-33.60	22.19	-13.0	-20.60	180.00	Vertical	Vertical	Pass

RSE-V&H WCDMA Band 2 CH9262

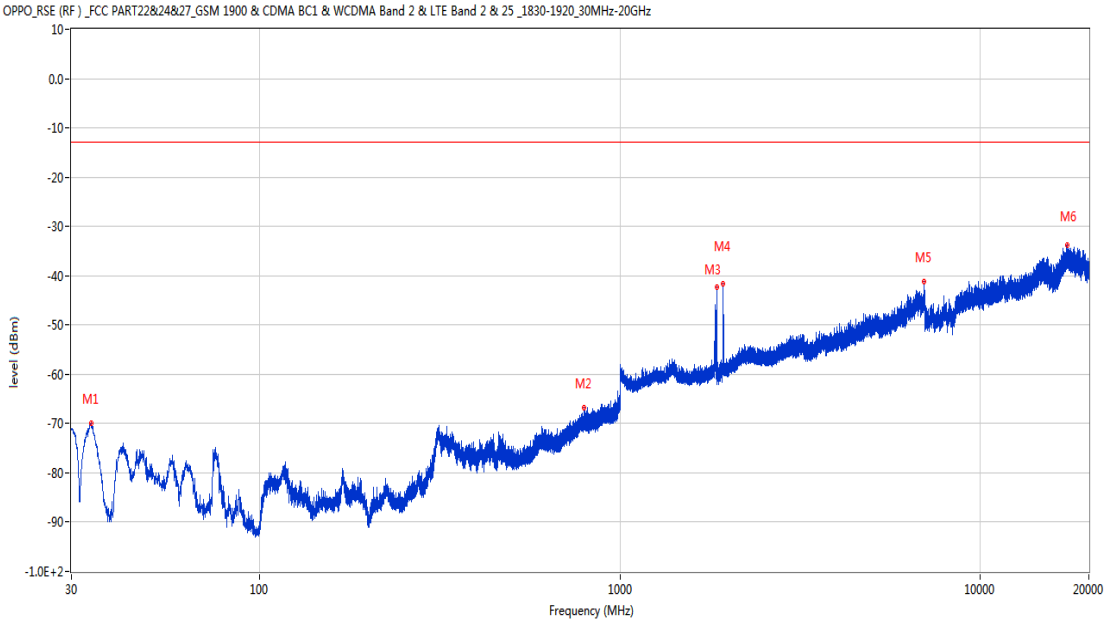

Frequency (MHz)	Result (dBm)	Factor (dB)	PK Limit (dBm)	Over Limit (dB)	Table (o)	ANT	EUT	Verdict
33.977	-69.87	-18.18	-13.0	-56.87	237.00	Vertical	Horizontal	Pass
792.177	-66.84	1.67	-13.0	-53.84	220.00	Vertical	Horizontal	Pass
1853.800	-42.36	-4.36	-13.0	-29.36	41.00	Vertical	Horizontal	N/A
1932.400	-41.72	-3.80	-13.0	-28.72	213.00	Vertical	Horizontal	N/A
6986.800	-41.27	13.70	-13.0	-28.27	337.00	Vertical	Horizontal	Pass
17412.475	-33.71	22.68	-13.0	-20.71	157.00	Vertical	Horizontal	Pass

5.2 WCDMA Band 2 Middle Channel

RSE-H&H WCDMA Band 2 CH9400

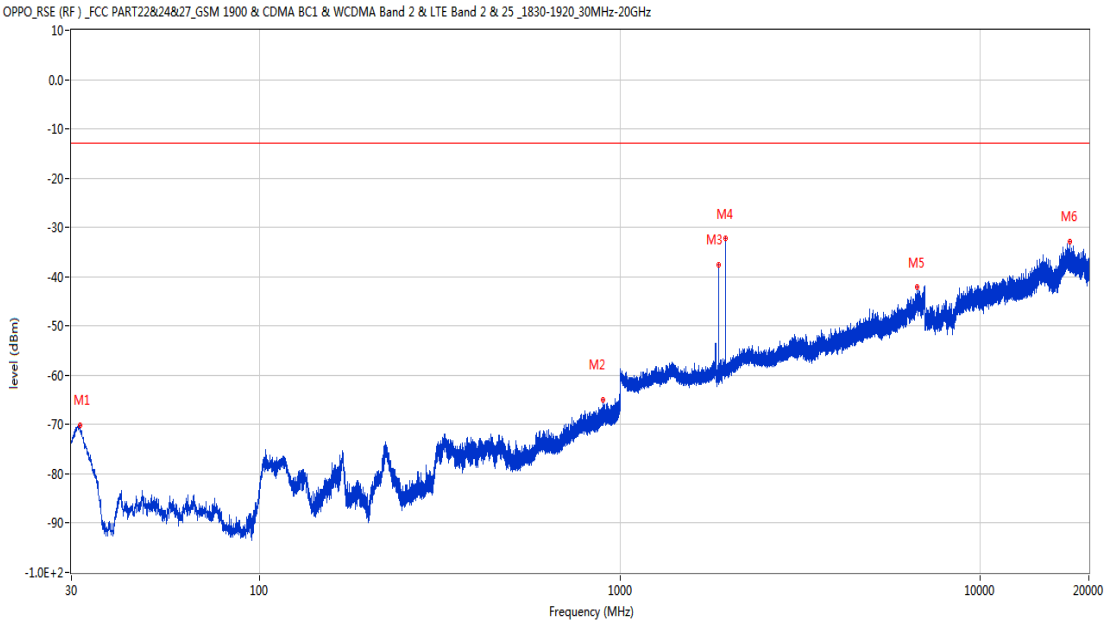

Frequency (MHz)	Result (dBm)	Factor (dB)	PK Limit (dBm)	Over Limit (dB)	Table (o)	ANT	EUT	Verdict
31.698	-70.05	-17.60	-13.0	-57.05	160.00	Horizontal	Horizontal	Pass
896.307	-65.07	3.41	-13.0	-52.07	230.00	Horizontal	Horizontal	Pass
1879.000	-37.51	-4.04	-13.0	-24.51	353.00	Horizontal	Horizontal	N/A
1960.000	-32.10	-4.68	-13.0	-19.10	315.00	Horizontal	Horizontal	N/A
6658.600	-42.08	11.48	-13.0	-29.08	129.00	Horizontal	Horizontal	Pass
17668.762	-32.93	21.32	-13.0	-19.93	186.00	Horizontal	Horizontal	Pass

RSE-H&V WCDMA Band 2 CH9400

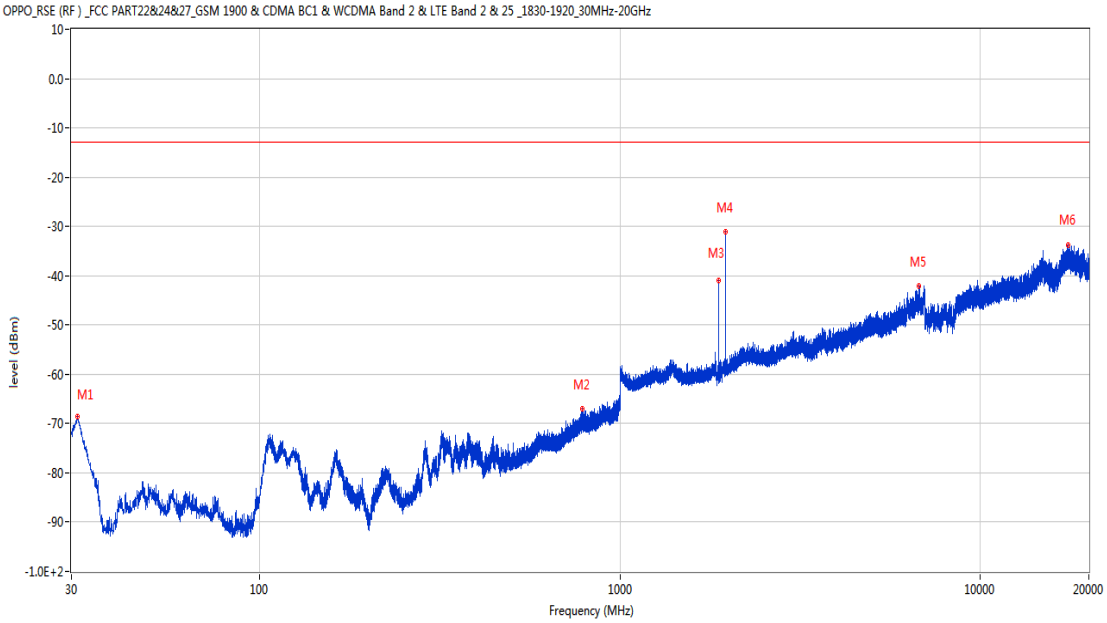

Frequency (MHz)	Result (dBm)	Factor (dB)	PK Limit (dBm)	Over Limit (dB)	Table (o)	ANT	EUT	Verdict
31.261	-68.49	-18.69	-13.0	-55.49	139.00	Horizontal	Vertical	Pass
784.999	-67.08	1.86	-13.0	-54.08	360.00	Horizontal	Vertical	Pass
1879.500	-40.99	-4.04	-13.0	-27.99	332.00	Horizontal	Vertical	N/A
1959.100	-31.09	-4.67	-13.0	-18.09	219.00	Horizontal	Vertical	N/A
6739.200	-42.19	12.06	-13.0	-29.19	97.00	Horizontal	Vertical	Pass
17564.000	-33.80	22.41	-13.0	-20.80	363.00	Horizontal	Vertical	Pass

RSE-V&V WCDMA Band 2 CH9400

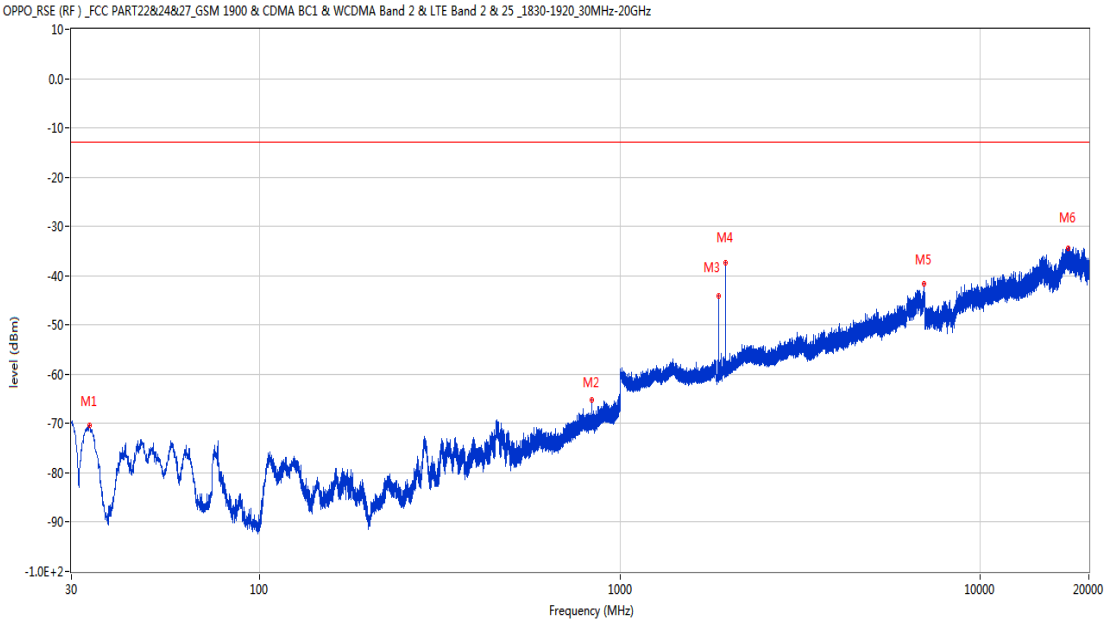

Frequency (MHz)	Result (dBm)	Factor (dB)	PK Limit (dBm)	Over Limit (dB)	Table (o)	ANT	EUT	Verdict
33.734	-70.43	-17.84	-13.0	-57.43	301.00	Vertical	Vertical	Pass
833.111	-65.31	1.55	-13.0	-52.31	239.00	Vertical	Vertical	Pass
1879.200	-44.13	-4.04	-13.0	-31.13	276.00	Vertical	Vertical	N/A
1960.600	-37.30	-4.69	-13.0	-24.30	298.00	Vertical	Vertical	N/A
6993.800	-41.69	13.64	-13.0	-28.69	151.00	Vertical	Vertical	Pass
17549.500	-34.49	22.51	-13.0	-21.49	307.00	Vertical	Vertical	Pass

RSE-V&H WCDMA Band 2 CH9400

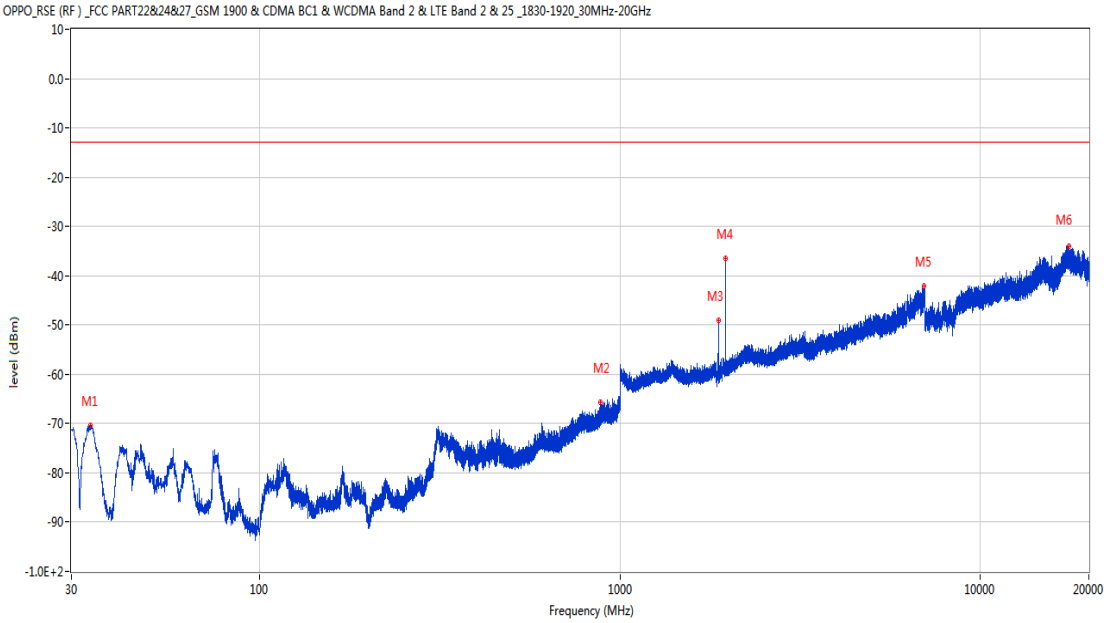

Frequency (MHz)	Result (dBm)	Factor (dB)	PK Limit (dBm)	Over Limit (dB)	Table (o)	ANT	EUT	Verdict
33.831	-70.29	-17.98	-13.0	-57.29	335.00	Vertical	Horizontal	Pass
880.399	-65.63	2.63	-13.0	-52.63	56.00	Vertical	Horizontal	Pass
1879.400	-49.09	-4.04	-13.0	-36.09	11.00	Vertical	Horizontal	N/A
1960.300	-36.56	-4.69	-13.0	-23.56	279.00	Vertical	Horizontal	N/A
6982.000	-41.99	13.87	-13.0	-28.99	255.00	Vertical	Horizontal	Pass
17588.287	-34.08	22.10	-13.0	-21.08	200.00	Vertical	Horizontal	Pass

5.3 WCDMA Band 2 High Channel

RSE-H&H WCDMA Band 2 CH9538

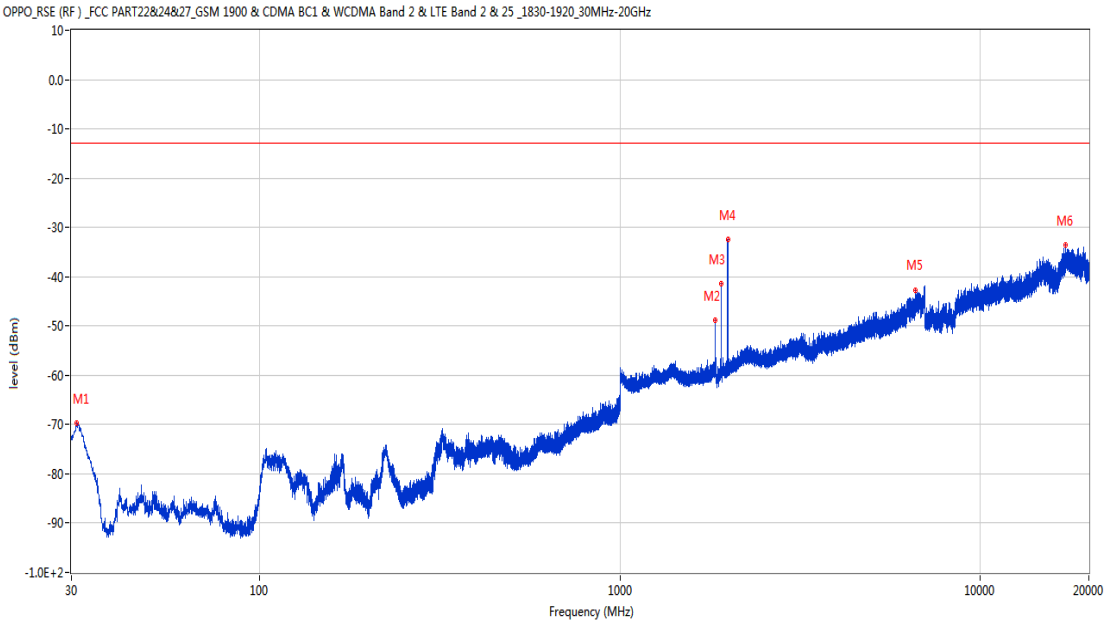

Frequency (MHz)	Result (dBm)	Factor (dB)	PK Limit (dBm)	Over Limit (dB)	Table (o)	ANT	EUT	Verdict
31.018	-69.64	-19.30	-13.0	-56.64	180.00	Horizontal	Horizontal	Pass
1831.600	-48.84	-4.65	-13.0	-35.84	316.00	Horizontal	Horizontal	N/A
1906.400	-41.42	-3.79	-13.0	-28.42	316.00	Horizontal	Horizontal	N/A
1989.300	-32.42	-4.47	-13.0	-19.42	218.00	Horizontal	Horizontal	N/A
6605.600	-42.72	12.15	-13.0	-29.72	261.00	Horizontal	Horizontal	Pass
17223.612	-33.50	20.50	-13.0	-20.50	255.00	Horizontal	Horizontal	Pass

RSE-H&V WCDMA Band 2 CH9538

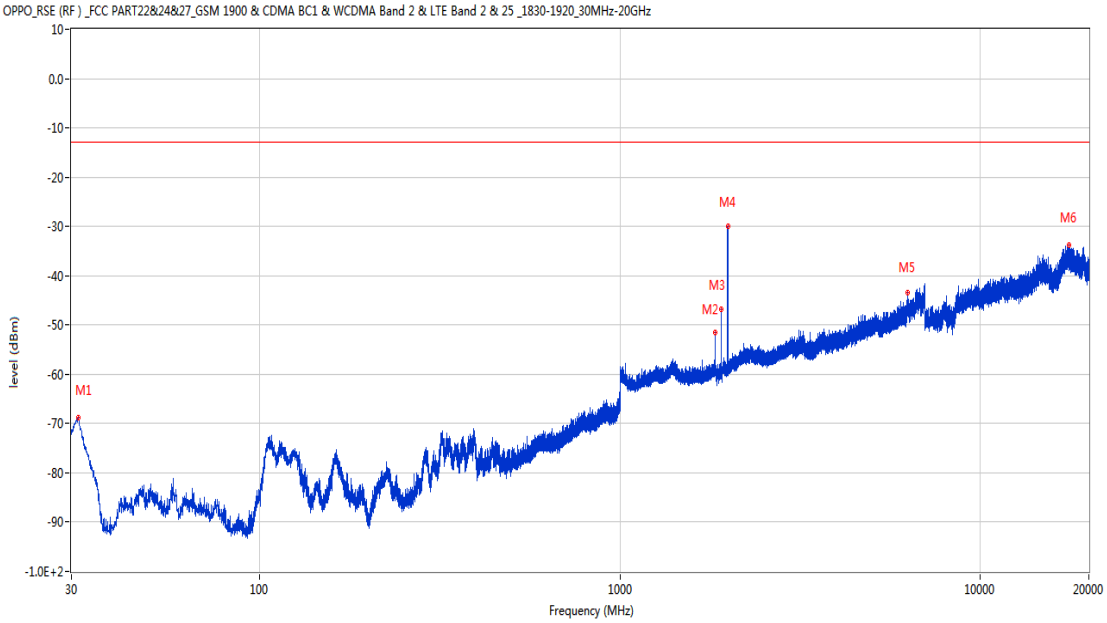

Frequency (MHz)	Result (dBm)	Factor (dB)	PK Limit (dBm)	Over Limit (dB)	Table (o)	ANT	EUT	Verdict
31.358	-68.72	-18.45	-13.0	-55.72	150.00	Horizontal	Vertical	Pass
1836.400	-51.57	-4.47	-13.0	-38.57	359.00	Horizontal	Vertical	N/A
1906.800	-46.72	-3.79	-13.0	-33.72	176.00	Horizontal	Vertical	N/A
1989.100	-30.02	-4.48	-13.0	-17.02	221.00	Horizontal	Vertical	N/A
6281.400	-43.35	11.29	-13.0	-30.35	286.00	Horizontal	Vertical	Pass
17647.739	-33.73	21.29	-13.0	-20.73	181.00	Horizontal	Vertical	Pass

RSE-V&V WCDMA Band 2 CH9538

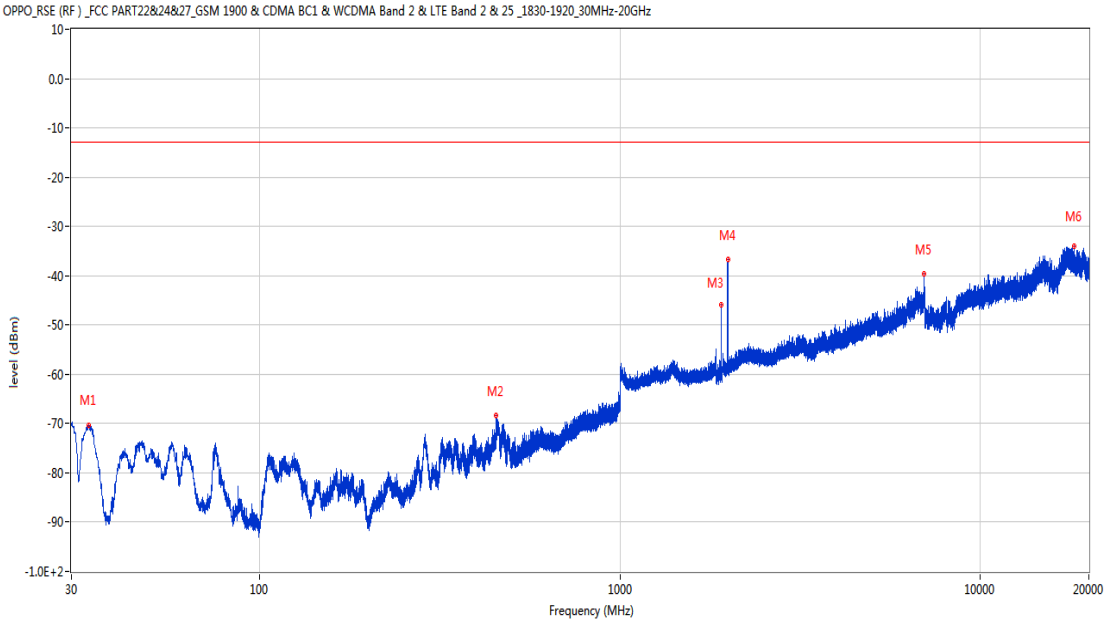

Frequency (MHz)	Result (dBm)	Factor (dB)	PK Limit (dBm)	Over Limit (dB)	Table (o)	ANT	EUT	Verdict
33.589	-70.28	-17.63	-13.0	-57.28	202.00	Vertical	Vertical	Pass
453.308	-68.43	-7.98	-13.0	-55.43	137.00	Vertical	Vertical	Pass
1906.900	-45.94	-3.79	-13.0	-32.94	19.00	Vertical	Vertical	N/A
1989.400	-36.78	-4.47	-13.0	-23.78	331.00	Vertical	Vertical	N/A
6984.000	-39.72	13.80	-13.0	-26.72	272.00	Vertical	Vertical	Pass
18169.375	-34.10	22.14	-13.0	-21.10	256.00	Vertical	Vertical	Pass

RSE-V&H WCDMA Band 2 CH9538

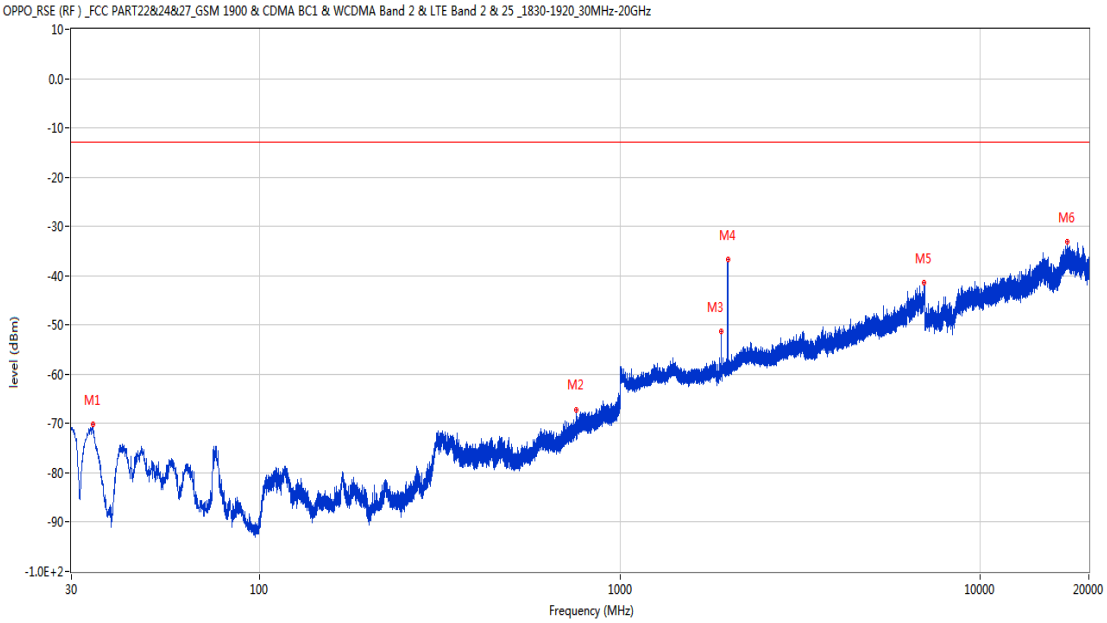

Frequency (MHz)	Result (dBm)	Factor (dB)	PK Limit (dBm)	Over Limit (dB)	Table (o)	ANT	EUT	Verdict
34.413	-70.21	-18.32	-13.0	-57.21	246.00	Vertical	Horizontal	Pass
754.881	-67.32	0.15	-13.0	-54.32	227.00	Vertical	Horizontal	Pass
1906.500	-51.37	-3.79	-13.0	-38.37	75.00	Vertical	Horizontal	N/A
1989.400	-36.65	-4.47	-13.0	-23.65	307.00	Vertical	Horizontal	N/A
6991.800	-41.48	13.53	-13.0	-28.48	63.00	Vertical	Horizontal	Pass
17456.699	-33.18	21.81	-13.0	-20.18	270.00	Vertical	Horizontal	Pass

6 WCDMA Band 4

6.1 WCDMA Band 4 Low Channel

RSE-H&H WCDMA Band 4 CH1312

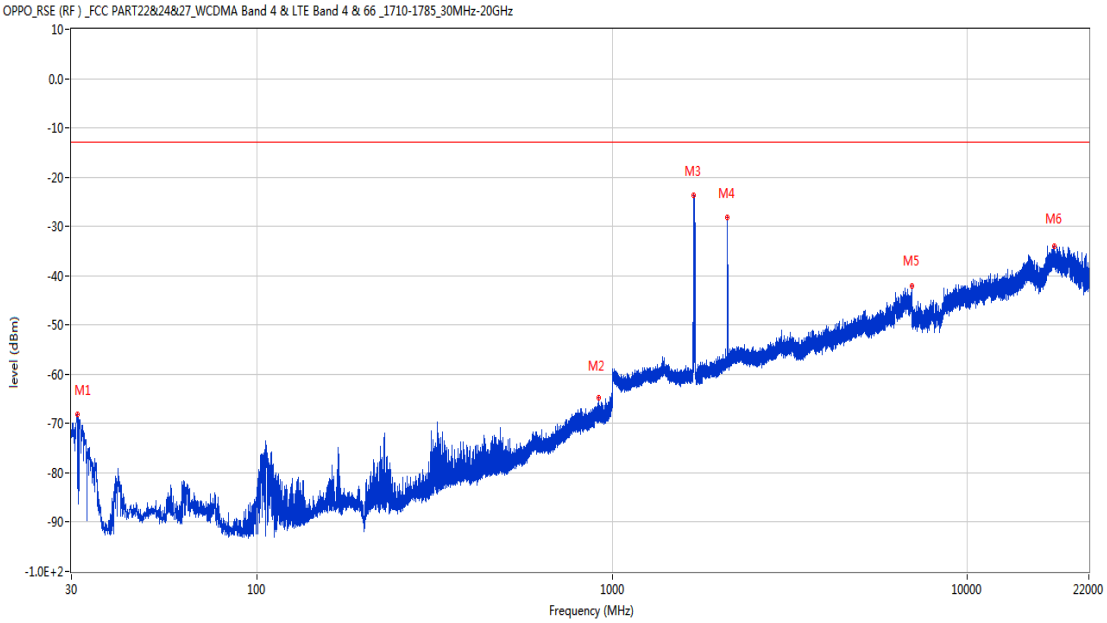

Frequency (MHz)	Result (dBm)	Factor (dB)	PK Limit (dBm)	Over Limit (dB)	Table (o)	ANT	EUT	Verdict
31.261	-68.08	-18.69	-13.0	-55.08	114.00	Horizontal	Horizontal	Pass
915.804	-64.79	3.49	-13.0	-51.79	254.00	Horizontal	Horizontal	Pass
1700.300	-23.78	-4.53	-13.0	-10.78	126.00	Horizontal	Horizontal	N/A
2114.100	-28.14	-2.89	-13.0	-15.14	227.00	Horizontal	Horizontal	N/A
6975.600	-42.12	13.73	-13.0	-29.12	91.00	Horizontal	Horizontal	Pass
17615.036	-33.96	21.83	-13.0	-20.96	294.00	Horizontal	Horizontal	Pass

RSE-H&V WCDMA Band 4 CH1312

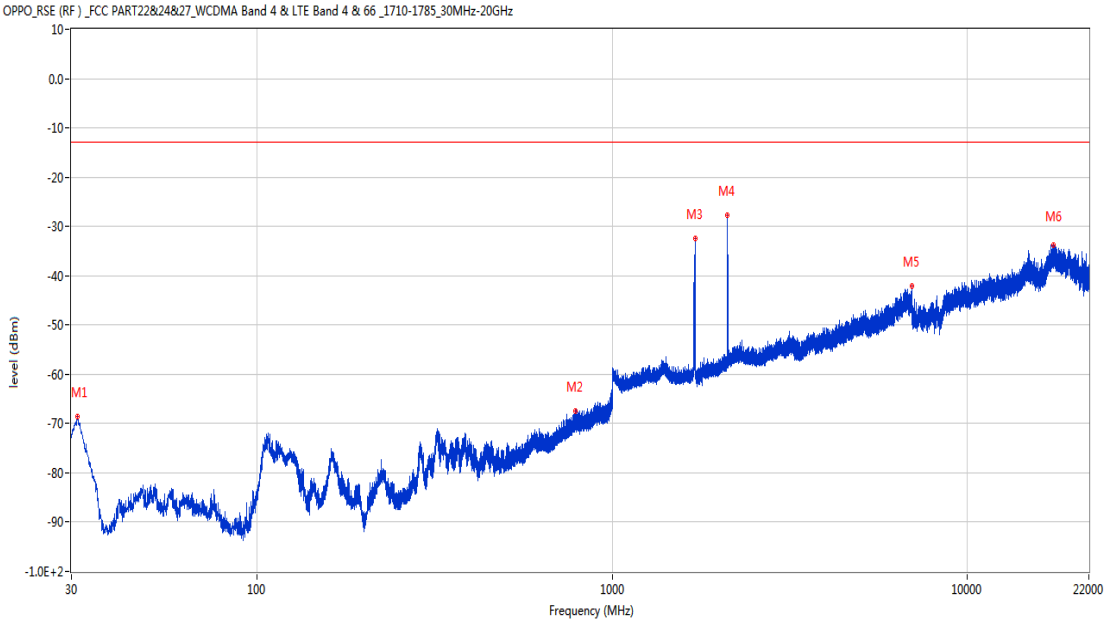

Frequency (MHz)	Result (dBm)	Factor (dB)	PK Limit (dBm)	Over Limit (dB)	Table (o)	ANT	EUT	Verdict
31.164	-68.64	-18.94	-13.0	-55.64	147.00	Horizontal	Vertical	Pass
787.231	-67.45	1.88	-13.0	-54.45	324.00	Horizontal	Vertical	Pass
1712.100	-32.41	-4.53	-13.0	-19.41	333.00	Horizontal	Vertical	N/A
2112.700	-27.76	-2.88	-13.0	-14.76	204.00	Horizontal	Vertical	N/A
6987.400	-42.10	13.65	-13.0	-29.10	27.00	Horizontal	Vertical	Pass
17452.700	-33.84	21.88	-13.0	-20.84	42.00	Horizontal	Vertical	Pass

RSE-V&V WCDMA Band 4 CH1312

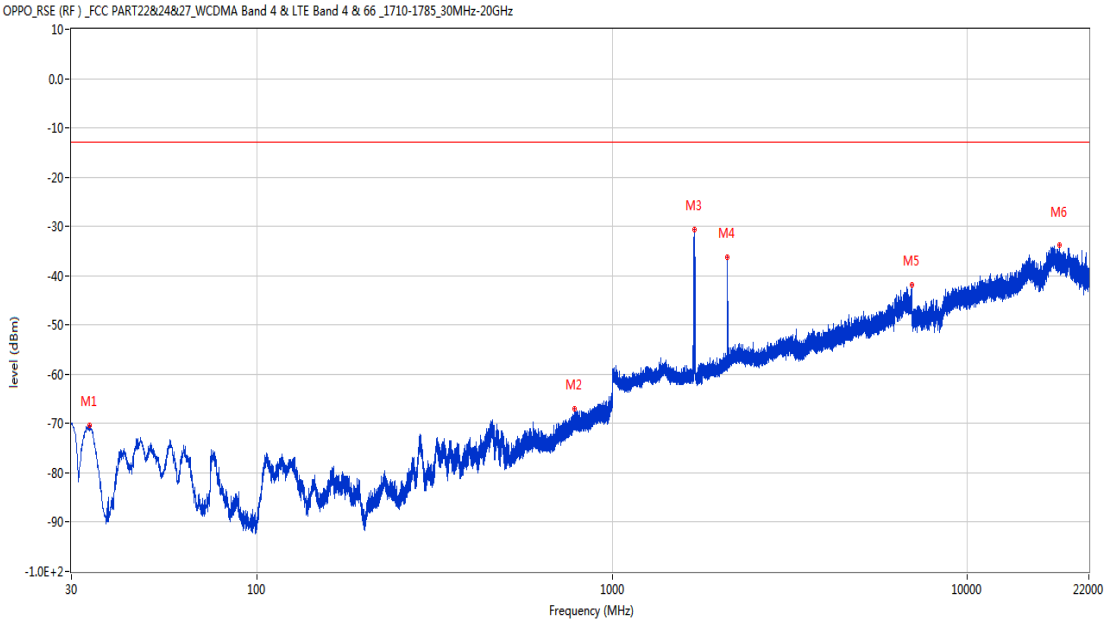

Frequency (MHz)	Result (dBm)	Factor (dB)	PK Limit (dBm)	Over Limit (dB)	Table (o)	ANT	EUT	Verdict
33.831	-70.47	-17.97	-13.0	-57.47	311.00	Vertical	Vertical	Pass
782.332	-67.09	1.81	-13.0	-54.09	138.00	Vertical	Vertical	Pass
1702.100	-30.63	-4.53	-13.0	-17.63	264.00	Vertical	Vertical	N/A
2114.200	-36.18	-2.89	-13.0	-23.18	324.00	Vertical	Vertical	N/A
6982.400	-41.92	13.89	-13.0	-28.92	268.00	Vertical	Vertical	Pass
18238.026	-33.79	21.79	-13.0	-20.79	100.00	Vertical	Vertical	Pass

RSE-V&H WCDMA Band 4 CH1312

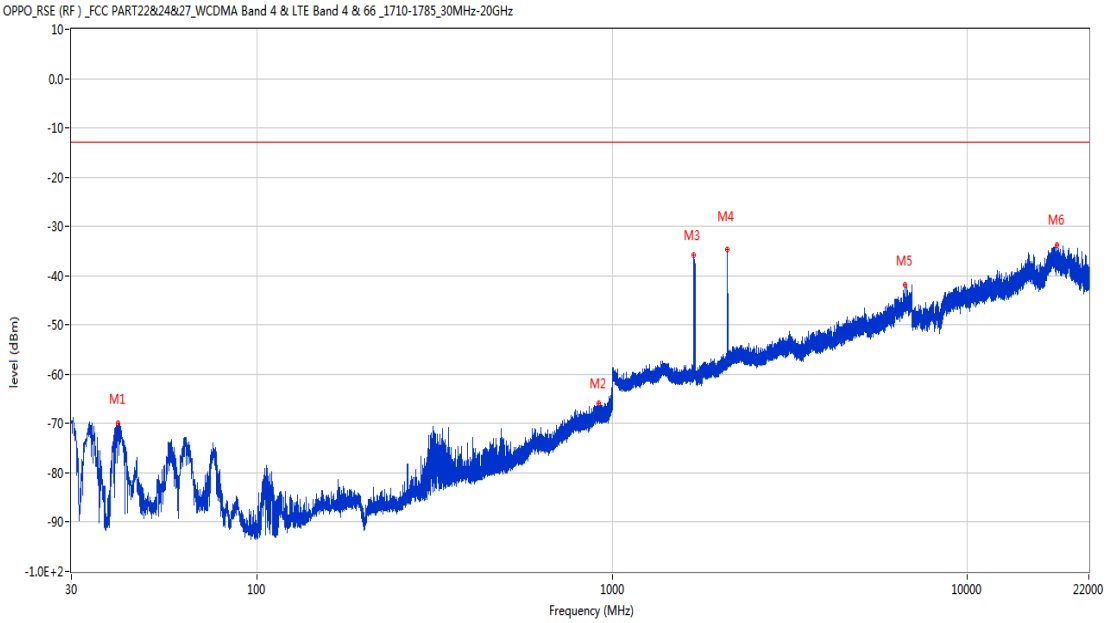

Frequency (MHz)	Result (dBm)	Factor (dB)	PK Limit (dBm)	Over Limit (dB)	Table (o)	ANT	EUT	Verdict
40.621	-70.01	-18.13	-13.0	-57.01	125.00	Vertical	Horizontal	Pass
914.688	-65.80	3.48	-13.0	-52.80	17.00	Vertical	Horizontal	Pass
1700.400	-35.84	-4.53	-13.0	-22.84	0.00	Vertical	Horizontal	N/A
2112.400	-34.72	-2.87	-13.0	-21.72	277.00	Vertical	Horizontal	N/A
6680.400	-41.79	11.78	-13.0	-28.79	165.00	Vertical	Horizontal	Pass
17863.862	-33.79	22.17	-13.0	-20.79	361.00	Vertical	Horizontal	Pass

6.2 WCDMA Band 4 Middle Channel

RSE-H&H WCDMA Band 4 CH1413

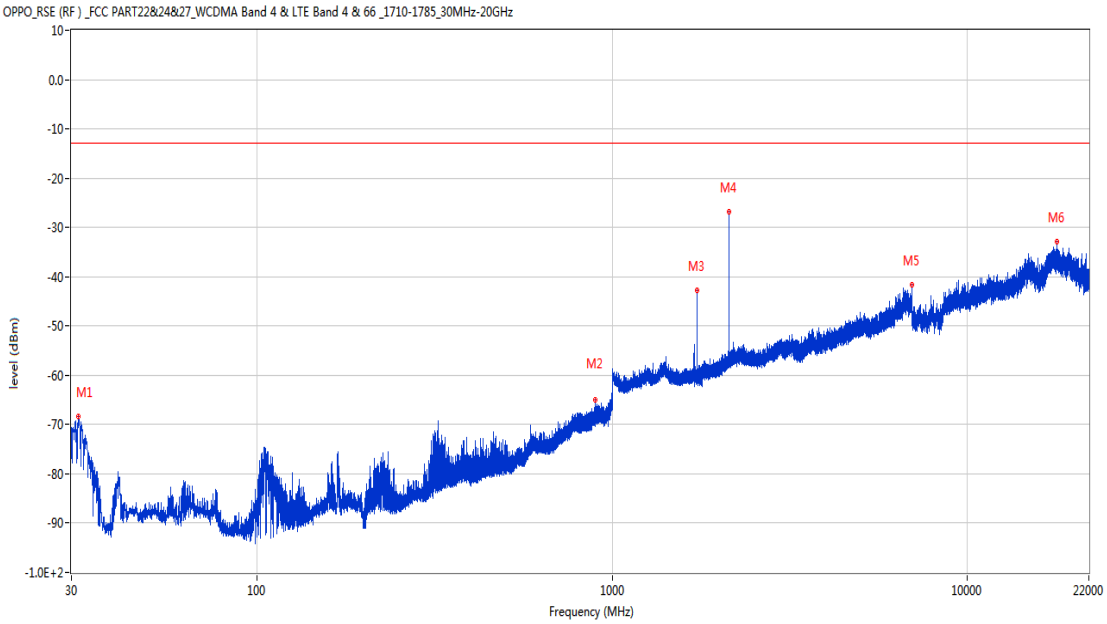

Frequency (MHz)	Result (dBm)	Factor (dB)	PK Limit (dBm)	Over Limit (dB)	Table (o)	ANT	EUT	Verdict
31.455	-68.26	-18.20	-13.0	-55.26	156.00	Horizontal	Horizontal	Pass
898.489	-65.09	3.46	-13.0	-52.09	268.00	Horizontal	Horizontal	Pass
1733.900	-42.76	-4.53	-13.0	-29.76	316.00	Horizontal	Horizontal	N/A
2134.300	-26.90	-2.58	-13.0	-13.90	194.00	Horizontal	Horizontal	N/A
6990.000	-41.64	13.46	-13.0	-28.64	230.00	Horizontal	Horizontal	Pass
17886.988	-32.96	22.72	-13.0	-19.96	361.00	Horizontal	Horizontal	Pass

RSE-H&V WCDMA Band 4 CH1413

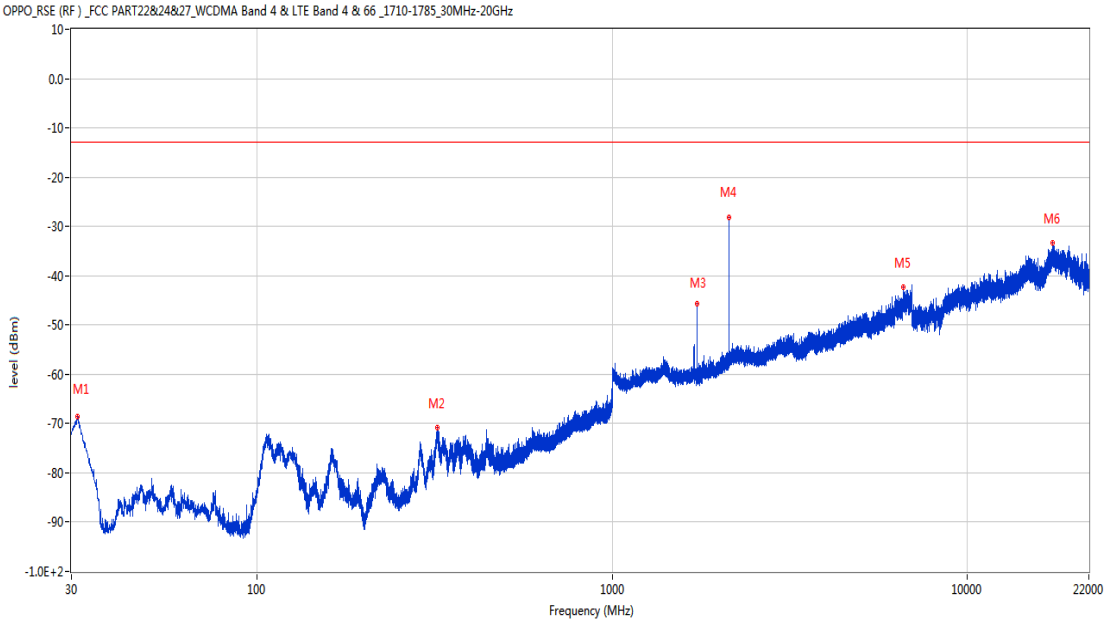

Frequency (MHz)	Result (dBm)	Factor (dB)	PK Limit (dBm)	Over Limit (dB)	Table (o)	ANT	EUT	Verdict
31.212	-68.54	-18.82	-13.0	-55.54	118.00	Horizontal	Vertical	Pass
321.291	-70.92	-11.51	-13.0	-57.92	11.00	Horizontal	Vertical	Pass
1733.800	-45.76	-4.53	-13.0	-32.76	156.00	Horizontal	Vertical	N/A
2131.700	-28.05	-2.64	-13.0	-15.05	135.00	Horizontal	Vertical	N/A
6602.600	-42.23	11.91	-13.0	-29.23	161.00	Horizontal	Vertical	Pass
17355.573	-33.43	21.41	-13.0	-20.43	101.00	Horizontal	Vertical	Pass

RSE-V&V WCDMA Band 4 CH1413

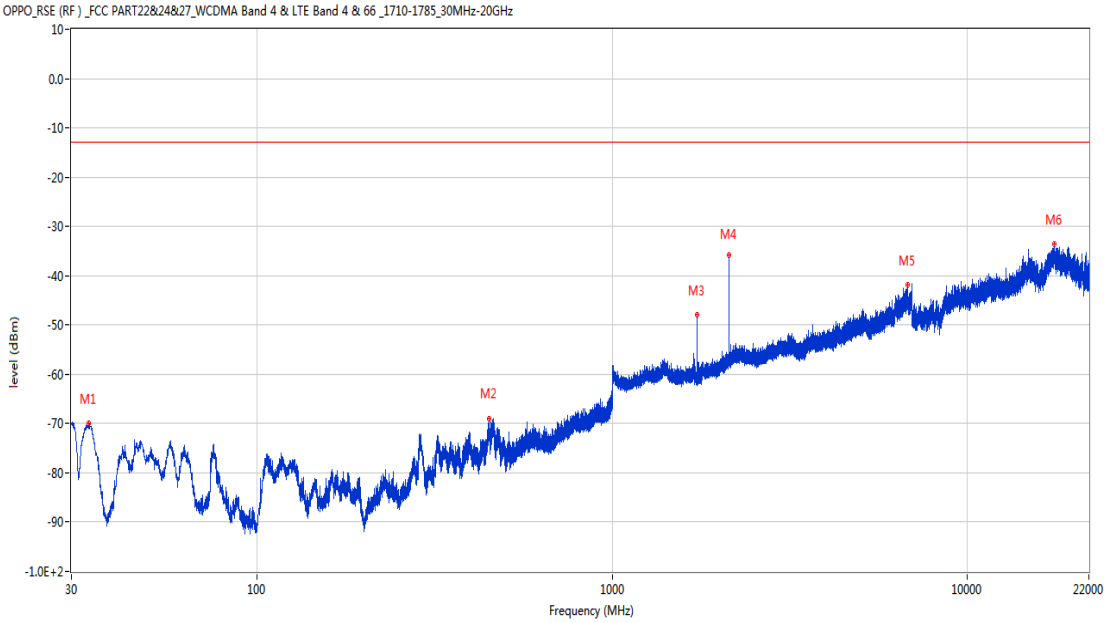

Frequency (MHz)	Result (dBm)	Factor (dB)	PK Limit (dBm)	Over Limit (dB)	Table (o)	ANT	EUT	Verdict
33.589	-69.91	-17.62	-13.0	-56.91	281.00	Vertical	Vertical	Pass
451.077	-68.92	-7.98	-13.0	-55.92	133.00	Vertical	Vertical	Pass
1733.900	-47.99	-4.53	-13.0	-34.99	228.00	Vertical	Vertical	N/A
2132.100	-35.83	-2.63	-13.0	-22.83	291.00	Vertical	Vertical	N/A
6787.600	-41.77	12.30	-13.0	-28.77	220.00	Vertical	Vertical	Pass
17594.687	-33.46	22.03	-13.0	-20.46	220.00	Vertical	Vertical	Pass

RSE-V&H WCDMA Band 4 CH1413

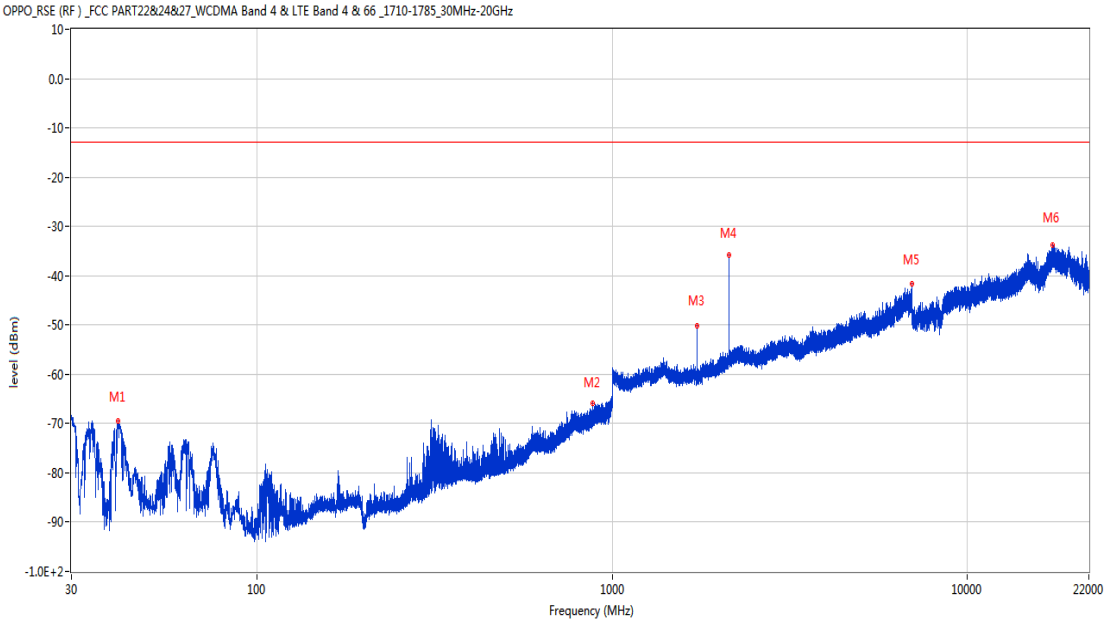

Frequency (MHz)	Result (dBm)	Factor (dB)	PK Limit (dBm)	Over Limit (dB)	Table (o)	ANT	EUT	Verdict
40.621	-69.56	-18.13	-13.0	-56.56	49.00	Vertical	Horizontal	Pass
882.824	-65.86	2.74	-13.0	-52.86	355.00	Vertical	Horizontal	Pass
1733.500	-50.07	-4.53	-13.0	-37.07	25.00	Vertical	Horizontal	N/A
2132.600	-35.80	-2.62	-13.0	-22.80	250.00	Vertical	Horizontal	N/A
6984.800	-41.62	13.72	-13.0	-28.62	145.00	Vertical	Horizontal	Pass
17371.763	-33.78	21.93	-13.0	-20.78	322.00	Vertical	Horizontal	Pass

6.3 WCDMA Band 4 High Channel

RSE-H&H WCDMA Band 4 CH1513

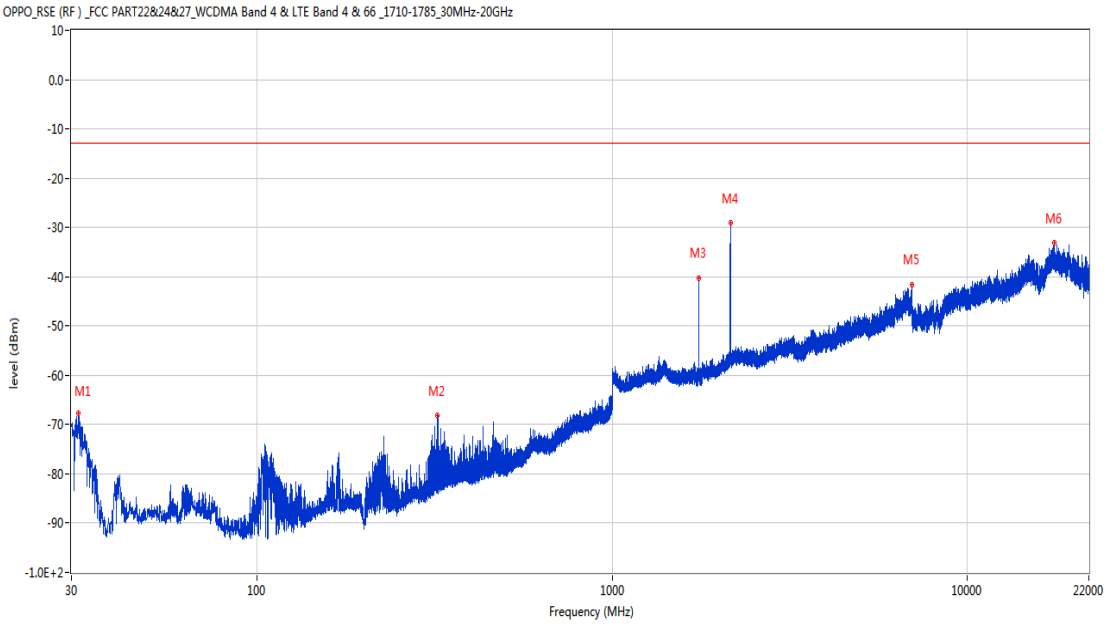

Frequency (MHz)	Result (dBm)	Factor (dB)	PK Limit (dBm)	Over Limit (dB)	Table (o)	ANT	EUT	Verdict
31.358	-67.74	-18.44	-13.0	-54.74	191.00	Horizontal	Horizontal	Pass
321.970	-68.11	-11.49	-13.0	-55.11	252.00	Horizontal	Horizontal	Pass
1751.700	-40.23	-4.52	-13.0	-27.23	337.00	Horizontal	Horizontal	N/A
2154.500	-29.06	-2.35	-13.0	-16.06	130.00	Horizontal	Horizontal	N/A
6990.600	-41.69	13.48	-13.0	-28.69	209.00	Horizontal	Horizontal	Pass
17598.849	-33.19	21.98	-13.0	-20.19	263.00	Horizontal	Horizontal	Pass

RSE-H&V WCDMA Band 4 CH1513

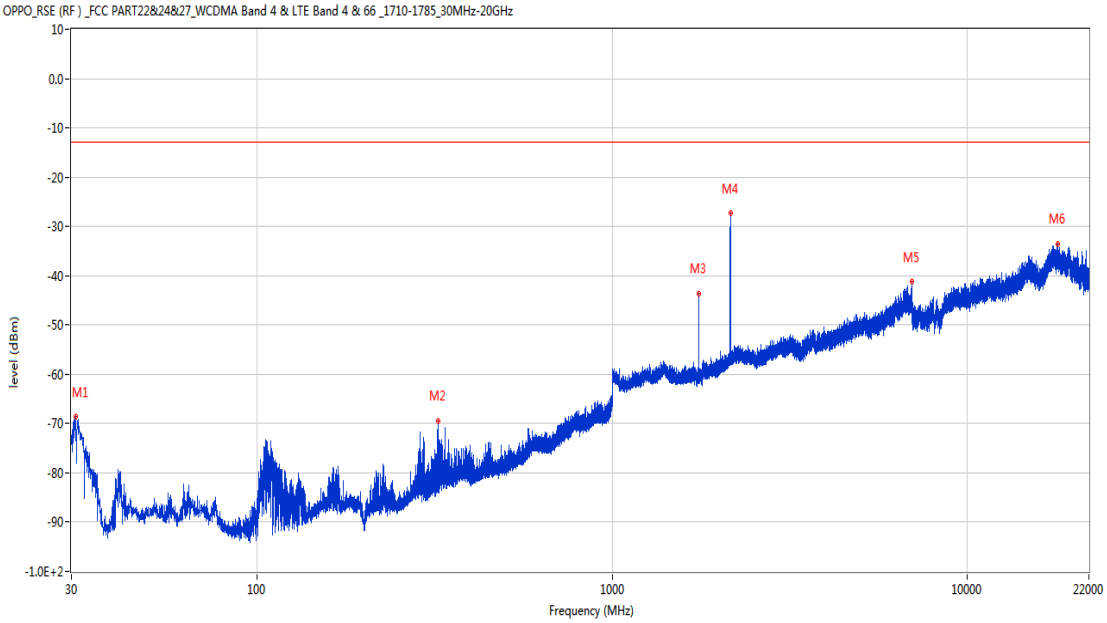

Frequency (MHz)	Result (dBm)	Factor (dB)	PK Limit (dBm)	Over Limit (dB)	Table (o)	ANT	EUT	Verdict
30.873	-68.61	-19.38	-13.0	-55.61	133.00	Horizontal	Vertical	Pass
322.746	-69.37	-11.47	-13.0	-56.37	27.00	Horizontal	Vertical	Pass
1751.600	-43.58	-4.52	-13.0	-30.58	167.00	Horizontal	Vertical	N/A
2152.800	-27.15	-2.35	-13.0	-14.15	125.00	Horizontal	Vertical	N/A
6983.000	-41.25	13.90	-13.0	-28.25	237.00	Horizontal	Vertical	Pass
18017.413	-33.60	22.93	-13.0	-20.60	254.00	Horizontal	Vertical	Pass

RSE-V&V WCDMA Band 4 CH1513

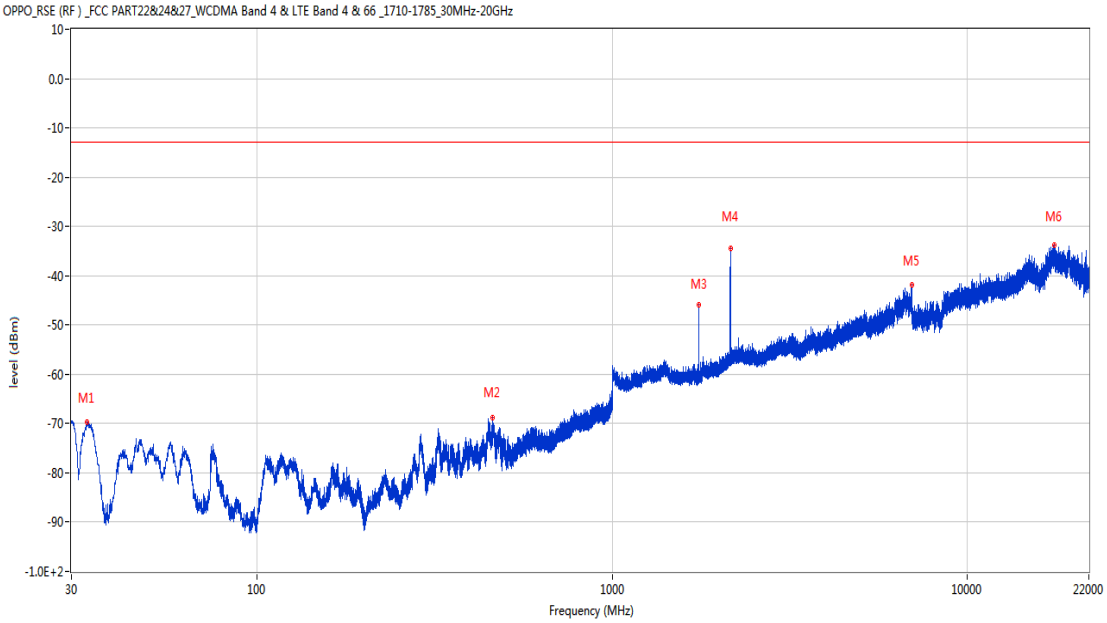

Frequency (MHz)	Result (dBm)	Factor (dB)	PK Limit (dBm)	Over Limit (dB)	Table (o)	ANT	EUT	Verdict
33.104	-69.66	-16.93	-13.0	-56.66	334.00	Vertical	Vertical	Pass
459.855	-68.84	-8.19	-13.0	-55.84	103.00	Vertical	Vertical	Pass
1751.400	-46.01	-4.52	-13.0	-33.01	259.00	Vertical	Vertical	N/A
2152.600	-34.49	-2.35	-13.0	-21.49	280.00	Vertical	Vertical	N/A
6984.200	-41.91	13.78	-13.0	-28.91	184.00	Vertical	Vertical	Pass
17611.338	-33.70	21.87	-13.0	-20.70	77.00	Vertical	Vertical	Pass

RSE-V&H WCDMA Band 4 CH1513

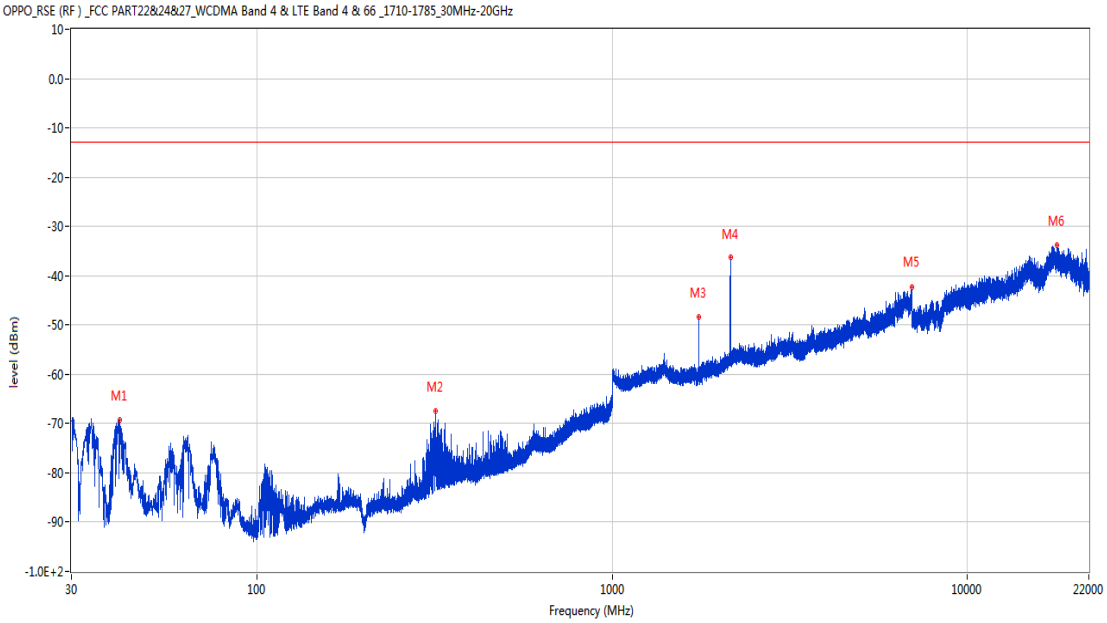

Frequency (MHz)	Result (dBm)	Factor (dB)	PK Limit (dBm)	Over Limit (dB)	Table (o)	ANT	EUT	Verdict
41.058	-69.33	-17.81	-13.0	-56.33	108.00	Vertical	Horizontal	Pass
317.411	-67.49	-11.73	-13.0	-54.49	6.00	Vertical	Horizontal	Pass
1751.400	-48.35	-4.52	-13.0	-35.35	68.00	Vertical	Horizontal	N/A
2153.900	-36.15	-2.35	-13.0	-23.15	109.00	Vertical	Horizontal	N/A
6982.800	-42.31	13.92	-13.0	-29.31	107.00	Vertical	Horizontal	Pass
17886.988	-33.83	22.72	-13.0	-20.83	334.00	Vertical	Horizontal	Pass

7 WCDMA Band 5

7.1 WCDMA Band 5 Low Channel

RSE-H&H WCDMA Band 5 CH4132

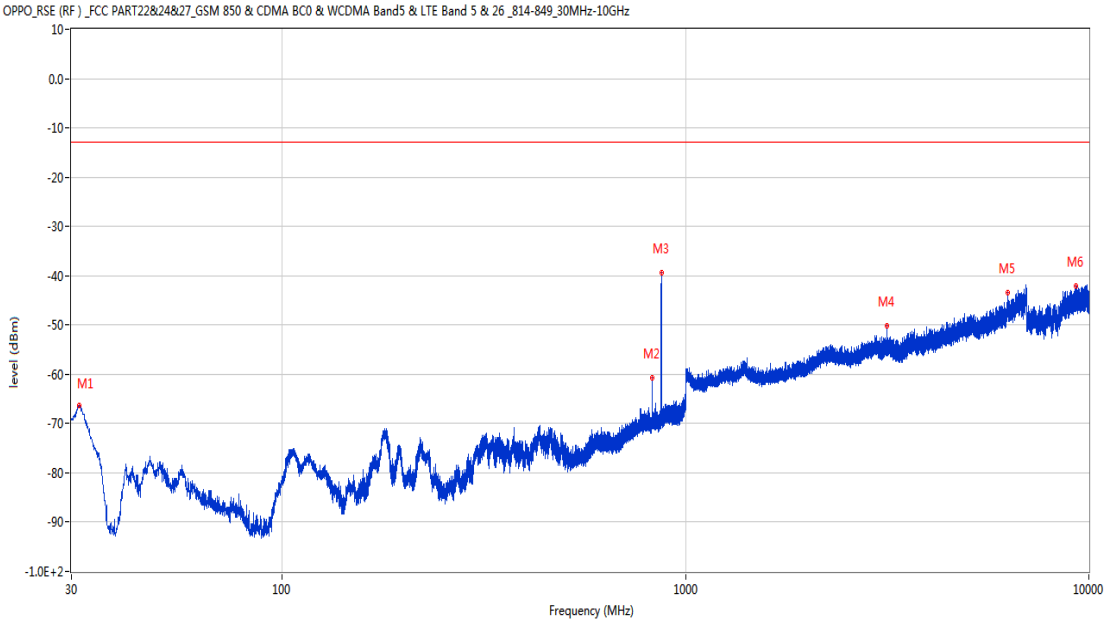

Frequency (MHz)	Result (dBm)	Factor (dB)	PK Limit (dBm)	Over Limit (dB)	Table (o)	ANT	EUT	Verdict
31.358	-66.30	-18.48	-13.0	-53.30	172.00	Horizontal	Horizontal	Pass
825.351	-60.82	2.25	-13.0	-47.82	289.00	Horizontal	Horizontal	N/A
872.445	-39.45	2.37	-13.0	-26.45	78.00	Horizontal	Horizontal	N/A
3150.400	-50.27	2.50	-13.0	-37.27	48.00	Horizontal	Horizontal	Pass
6278.600	-43.47	11.26	-13.0	-30.47	73.00	Horizontal	Horizontal	Pass
9299.951	-42.19	15.54	-13.0	-29.19	280.00	Horizontal	Horizontal	Pass

RSE-H&V WCDMA Band 5 CH4132

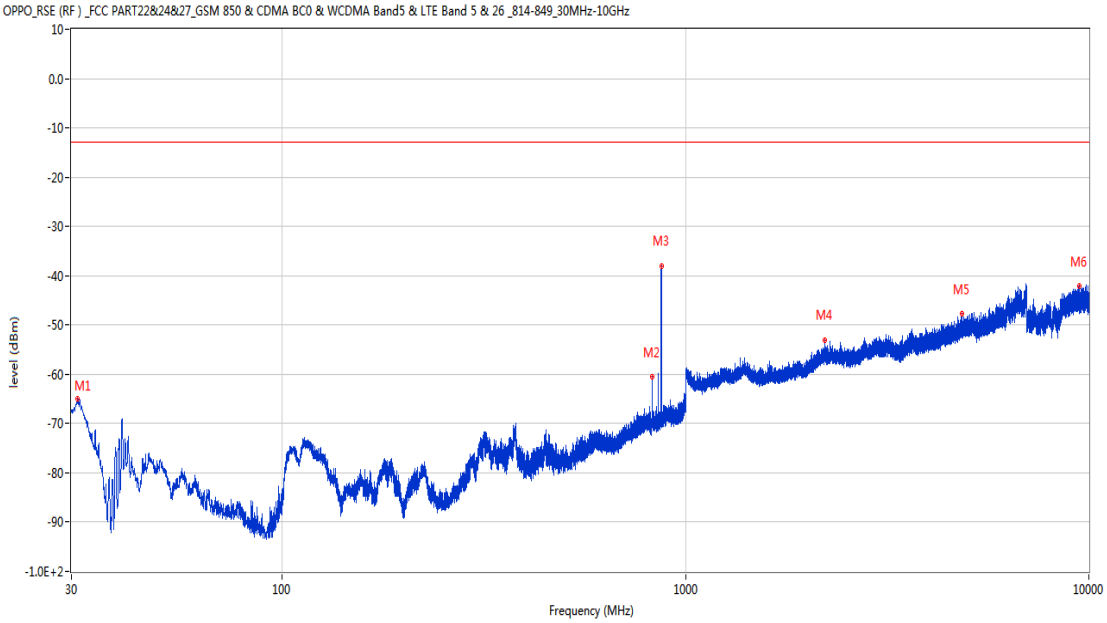

Frequency (MHz)	Result (dBm)	Factor (dB)	PK Limit (dBm)	Over Limit (dB)	Table (o)	ANT	EUT	Verdict
31.116	-65.03	-19.10	-13.0	-52.03	156.00	Horizontal	Vertical	Pass
825.449	-60.41	2.26	-13.0	-47.41	361.00	Horizontal	Vertical	N/A
870.554	-37.94	2.38	-13.0	-24.94	176.00	Horizontal	Vertical	N/A
2213.600	-53.03	-1.17	-13.0	-40.03	214.00	Horizontal	Vertical	Pass
4855.200	-47.62	7.10	-13.0	-34.62	82.00	Horizontal	Vertical	Pass
9472.451	-42.01	16.23	-13.0	-29.01	-1.00	Horizontal	Vertical	Pass

RSE-V&V WCDMA Band 5 CH4132

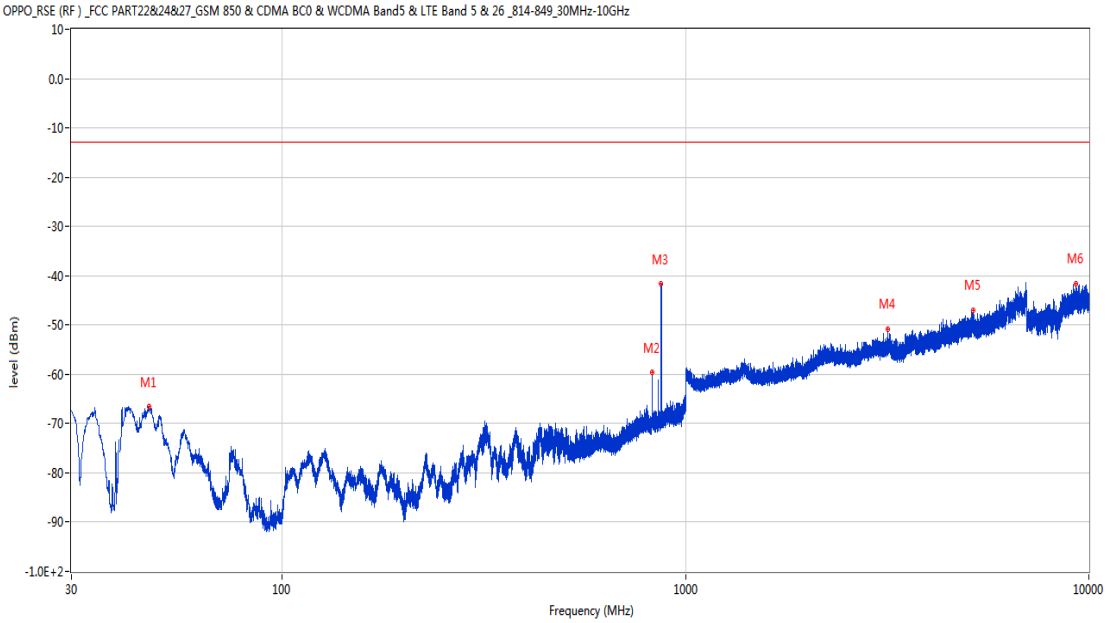

Frequency (MHz)	Result (dBm)	Factor (dB)	PK Limit (dBm)	Over Limit (dB)	Table (o)	ANT	EUT	Verdict
46.830	-66.64	-17.38	-13.0	-53.64	5.00	Vertical	Vertical	Pass
825.449	-59.52	2.26	-13.0	-46.52	62.00	Vertical	Vertical	N/A
869.874	-41.65	2.38	-13.0	-28.65	190.00	Vertical	Vertical	N/A
3173.800	-50.92	2.98	-13.0	-37.92	163.00	Vertical	Vertical	Pass
5168.200	-47.08	7.46	-13.0	-34.08	321.00	Vertical	Vertical	Pass
9305.650	-41.67	15.58	-13.0	-28.67	15.00	Vertical	Vertical	Pass

RSE-V&H WCDMA Band 5 CH4132

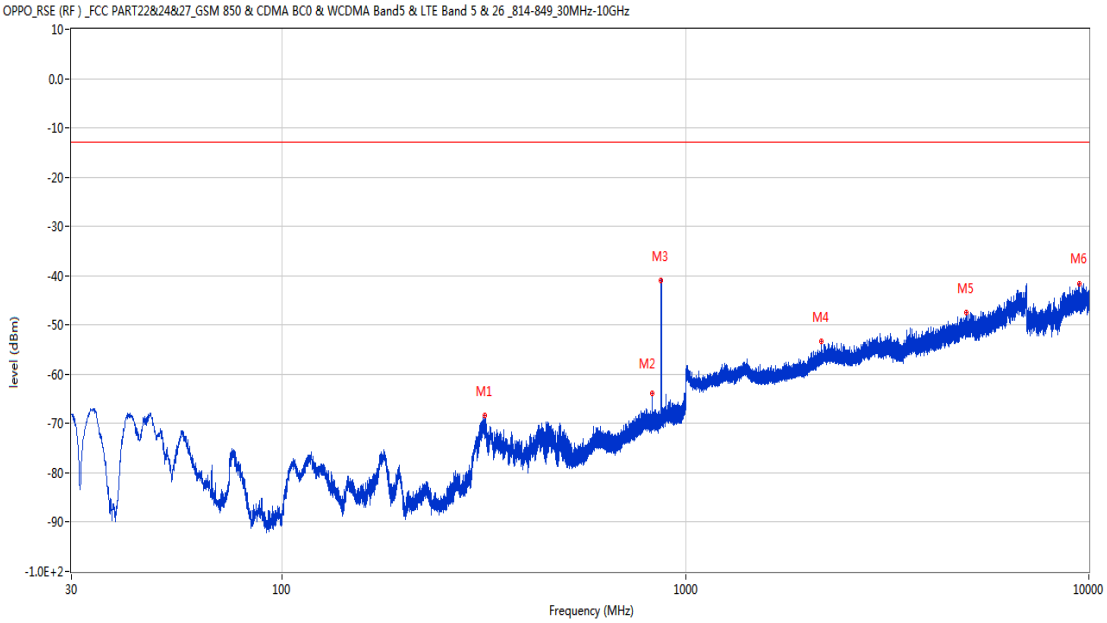

Frequency (MHz)	Result (dBm)	Factor (dB)	PK Limit (dBm)	Over Limit (dB)	Table (o)	ANT	EUT	Verdict
317.750	-68.30	-11.82	-13.0	-55.30	11.00	Vertical	Horizontal	Pass
825.255	-63.96	2.25	-13.0	-50.96	77.00	Vertical	Horizontal	N/A
870.214	-40.94	2.38	-13.0	-27.94	15.00	Vertical	Horizontal	N/A
2175.800	-53.42	-1.58	-13.0	-40.42	74.00	Vertical	Horizontal	Pass
4956.600	-47.53	7.04	-13.0	-34.53	105.00	Vertical	Horizontal	Pass
9454.599	-41.62	16.64	-13.0	-28.62	74.00	Vertical	Horizontal	Pass

7.2 WCDMA Band 5 Middle Channel

RSE-H&H WCDMA Band 5 CH4183

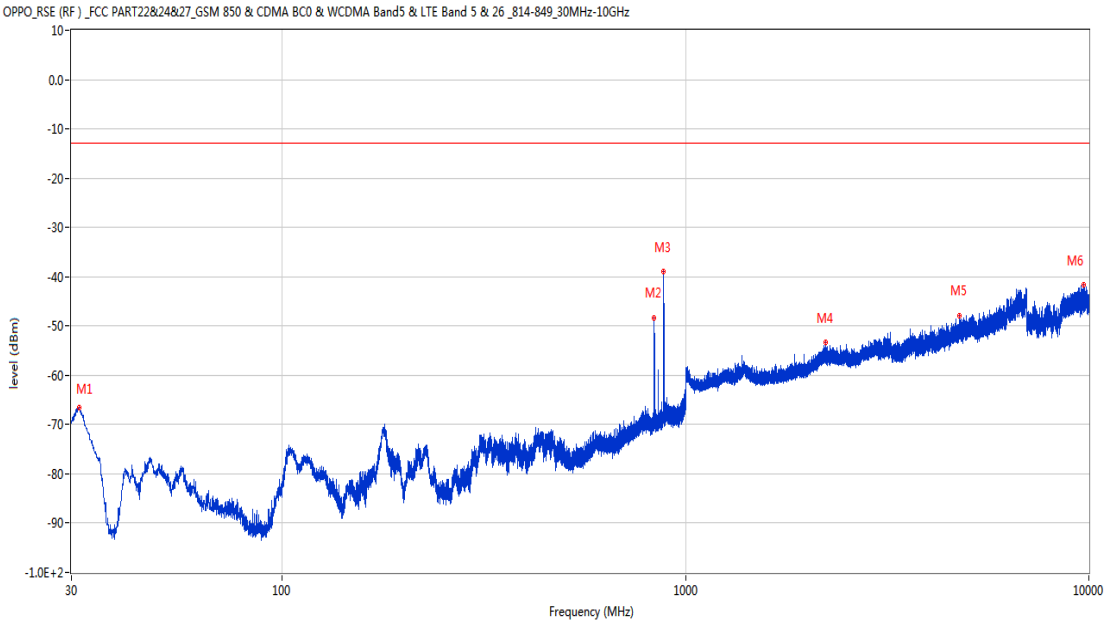

Frequency (MHz)	Result (dBm)	Factor (dB)	PK Limit (dBm)	Over Limit (dB)	Table (o)	ANT	EUT	Verdict
31.309	-66.45	-18.60	-13.0	-53.45	176.00	Horizontal	Horizontal	Pass
836.458	-48.26	2.59	-13.0	-35.26	72.00	Horizontal	Horizontal	N/A
881.127	-38.88	2.75	-13.0	-25.88	273.00	Horizontal	Horizontal	N/A
2221.700	-53.35	-1.00	-13.0	-40.35	292.00	Horizontal	Horizontal	Pass
4785.400	-47.97	7.41	-13.0	-34.97	140.00	Horizontal	Horizontal	Pass
9702.400	-41.58	16.92	-13.0	-28.58	290.00	Horizontal	Horizontal	Pass

RSE-H&V WCDMA Band 5 CH4183

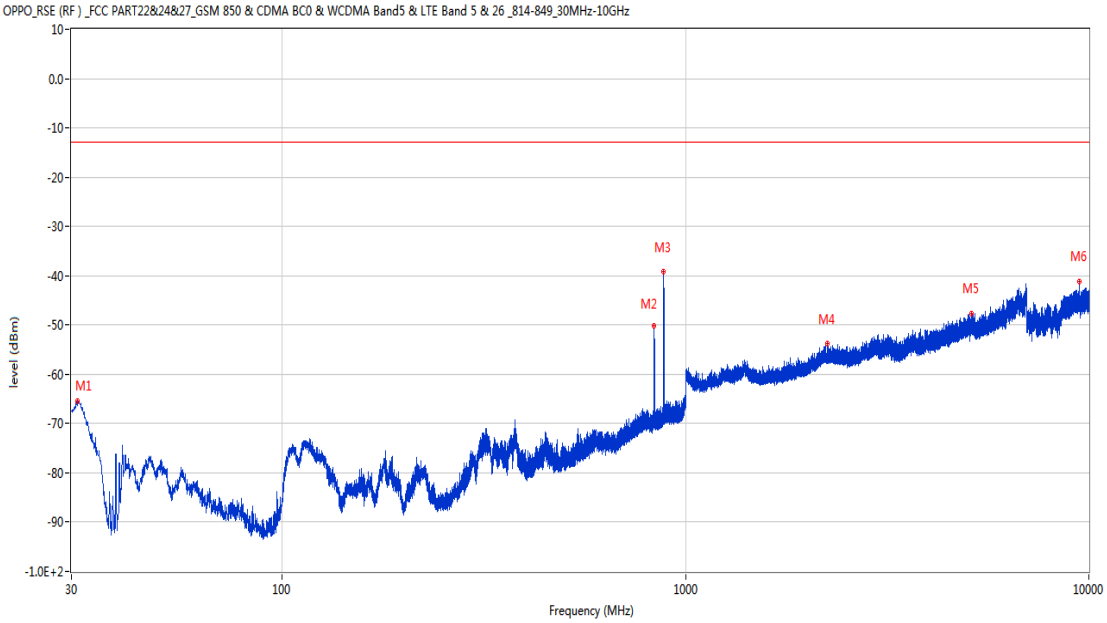

Frequency (MHz)	Result (dBm)	Factor (dB)	PK Limit (dBm)	Over Limit (dB)	Table (o)	ANT	EUT	Verdict
31.116	-65.48	-19.10	-13.0	-52.48	207.00	Horizontal	Vertical	Pass
836.361	-50.26	2.59	-13.0	-37.26	360.00	Horizontal	Vertical	N/A
882.145	-39.20	2.87	-13.0	-26.20	360.00	Horizontal	Vertical	N/A
2249.800	-53.86	-1.39	-13.0	-40.86	285.00	Horizontal	Vertical	Pass
5106.000	-47.67	7.67	-13.0	-34.67	273.00	Horizontal	Vertical	Pass
9476.050	-41.30	16.15	-13.0	-28.30	237.00	Horizontal	Vertical	Pass

RSE-V&V WCDMA Band 5 CH4183

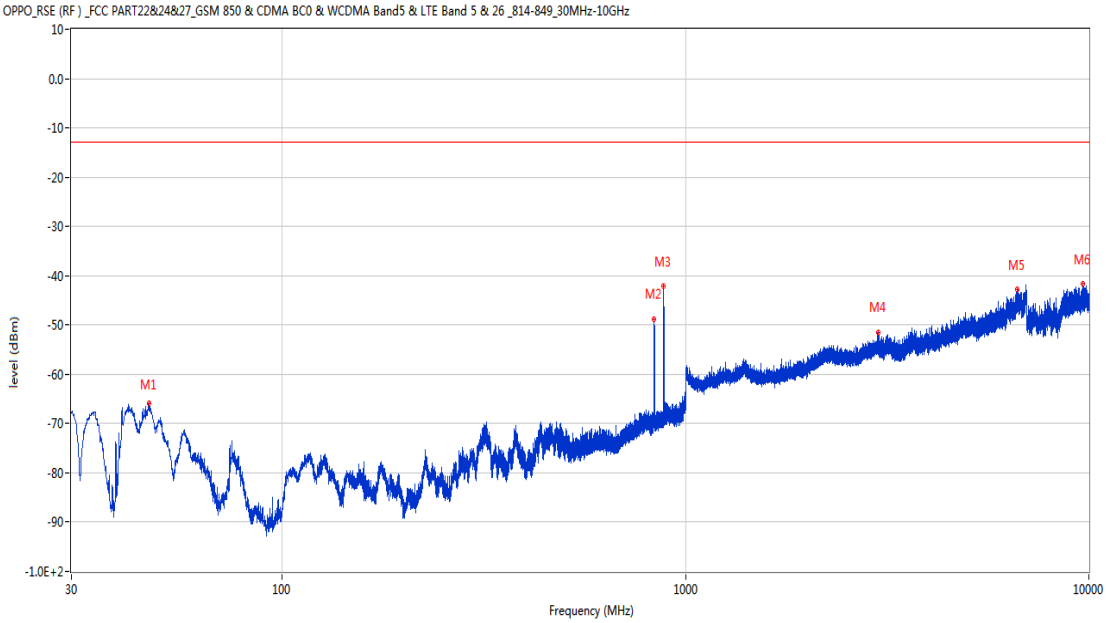

Frequency (MHz)	Result (dBm)	Factor (dB)	PK Limit (dBm)	Over Limit (dB)	Table (o)	ANT	EUT	Verdict
46.733	-65.96	-17.40	-13.0	-52.96	15.00	Vertical	Vertical	Pass
836.458	-48.76	2.59	-13.0	-35.76	26.00	Vertical	Vertical	N/A
880.108	-42.13	2.63	-13.0	-29.13	169.00	Vertical	Vertical	N/A
3012.600	-51.54	2.50	-13.0	-38.54	348.00	Vertical	Vertical	Pass
6631.400	-42.76	12.13	-13.0	-29.76	212.00	Vertical	Vertical	Pass
9656.500	-41.71	16.52	-13.0	-28.71	149.00	Vertical	Vertical	Pass

RSE-V&H WCDMA Band 5 CH4183

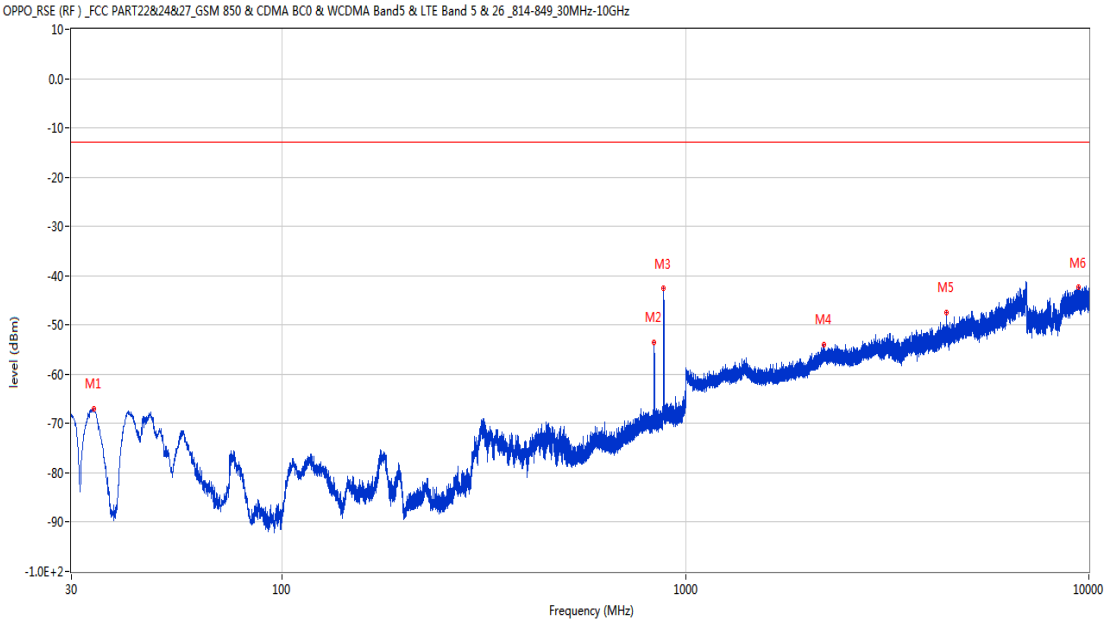

Frequency (MHz)	Result (dBm)	Factor (dB)	PK Limit (dBm)	Over Limit (dB)	Table (o)	ANT	EUT	Verdict
34.123	-67.06	-18.23	-13.0	-54.06	292.00	Vertical	Horizontal	Pass
836.409	-53.48	2.59	-13.0	-40.48	95.00	Vertical	Horizontal	N/A
882.921	-42.59	2.97	-13.0	-29.59	0.00	Vertical	Horizontal	N/A
2206.600	-53.97	-1.25	-13.0	-40.97	75.00	Vertical	Horizontal	Pass
4441.400	-47.48	6.39	-13.0	-34.48	48.00	Vertical	Horizontal	Pass
9439.750	-42.34	16.46	-13.0	-29.34	218.00	Vertical	Horizontal	Pass

7.3 WCDMA Band 5 High Channel

RSE-H&H WCDMA Band 5 CH4233

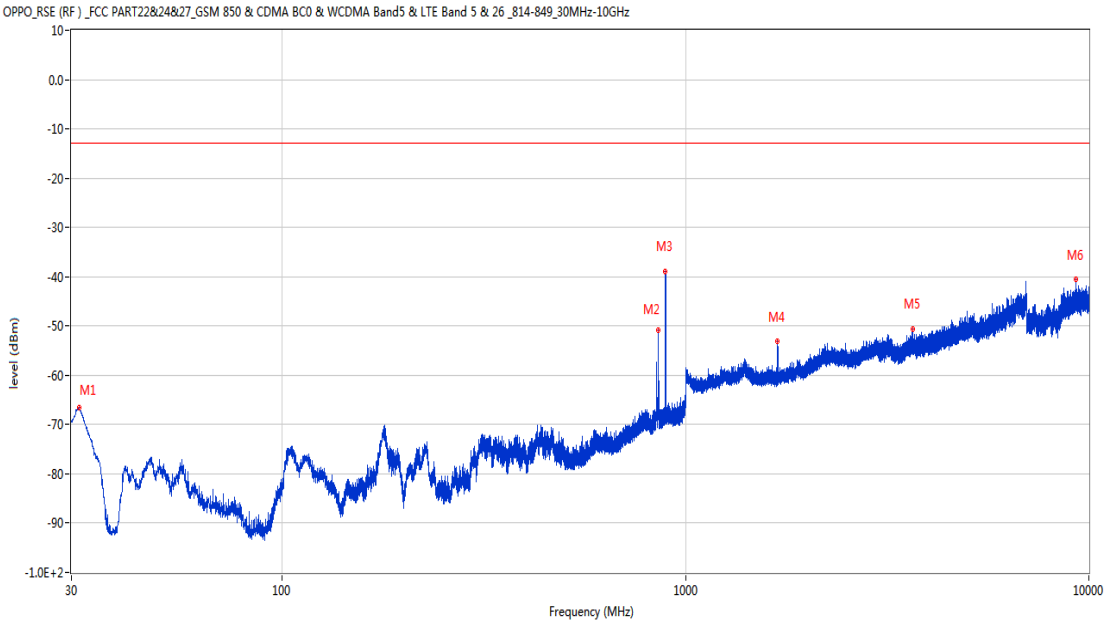

Frequency (MHz)	Result (dBm)	Factor (dB)	PK Limit (dBm)	Over Limit (dB)	Table (o)	ANT	EUT	Verdict
31.309	-66.60	-18.60	-13.0	-53.60	198.00	Horizontal	Horizontal	Pass
854.500	-50.81	2.32	-13.0	-37.81	343.00	Horizontal	Horizontal	N/A
890.390	-38.84	3.43	-13.0	-25.84	284.00	Horizontal	Horizontal	N/A
1690.900	-53.18	-5.58	-13.0	-40.18	310.00	Horizontal	Horizontal	Pass
3657.000	-50.51	4.05	-13.0	-37.51	170.00	Horizontal	Horizontal	Pass
9269.950	-40.60	15.14	-13.0	-27.60	5.00	Horizontal	Horizontal	Pass

RSE-H&V WCDMA Band 5 CH4233

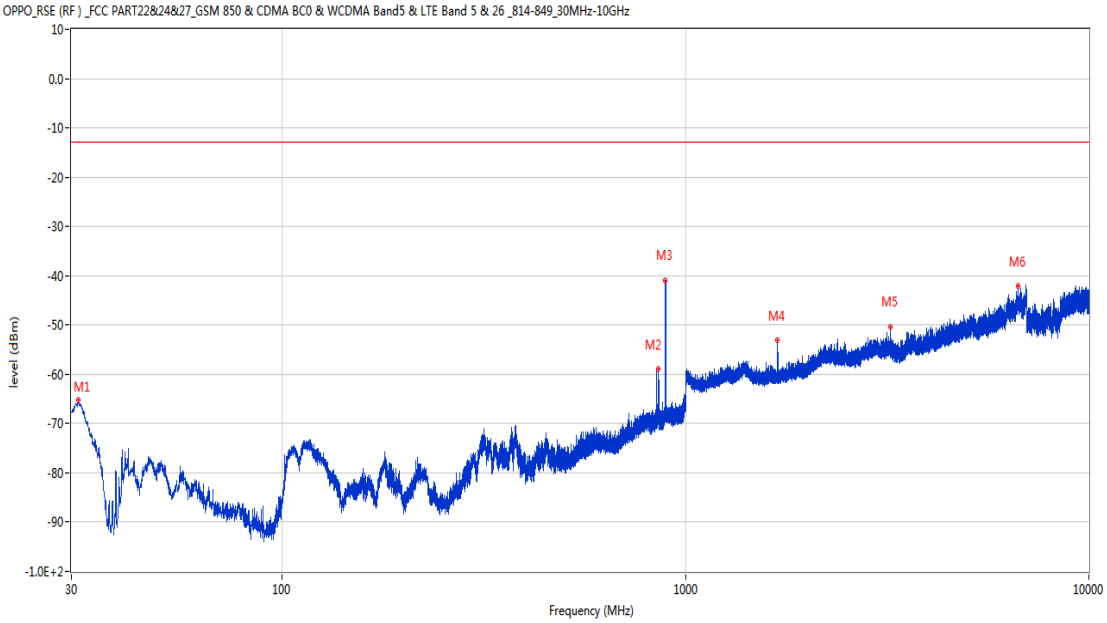

Frequency (MHz)	Result (dBm)	Factor (dB)	PK Limit (dBm)	Over Limit (dB)	Table (o)	ANT	EUT	Verdict
31.261	-65.31	-18.73	-13.0	-52.31	201.00	Horizontal	Vertical	Pass
856.294	-58.82	2.27	-13.0	-45.82	3.00	Horizontal	Vertical	N/A
890.196	-40.96	3.42	-13.0	-27.96	361.00	Horizontal	Vertical	N/A
1691.200	-53.10	-5.58	-13.0	-40.10	168.00	Horizontal	Vertical	Pass
3226.600	-50.31	3.81	-13.0	-37.31	222.00	Horizontal	Vertical	Pass
6684.600	-42.15	12.00	-13.0	-29.15	348.00	Horizontal	Vertical	Pass

RSE-V&V WCDMA Band 5 CH4233

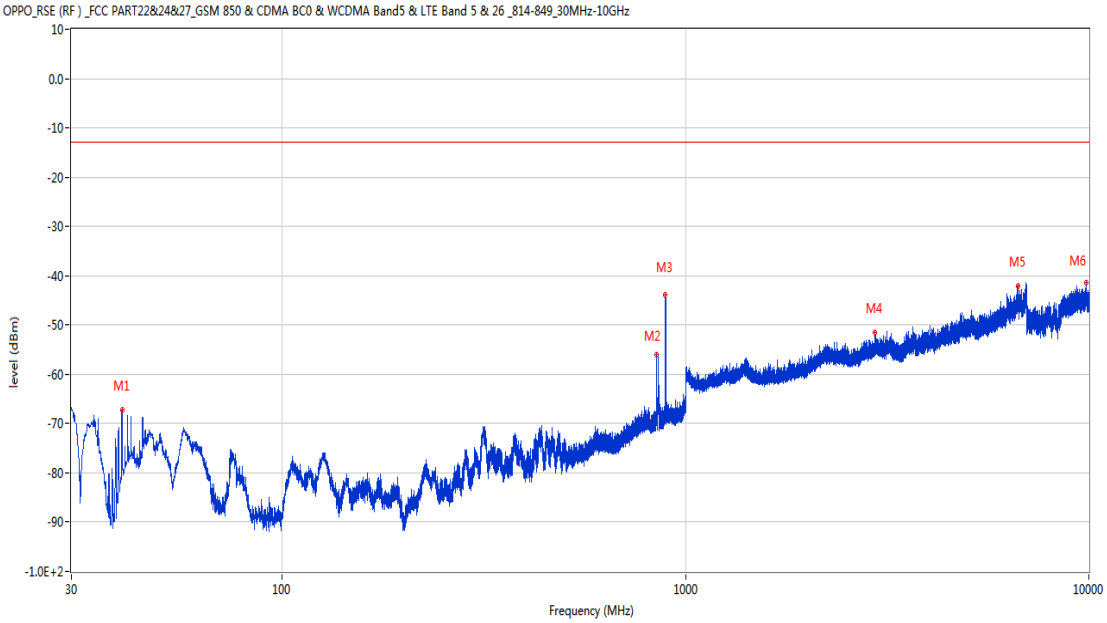

Frequency (MHz)	Result (dBm)	Factor (dB)	PK Limit (dBm)	Over Limit (dB)	Table (o)	ANT	EUT	Verdict
40.039	-67.28	-18.56	-13.0	-54.28	24.00	Vertical	Vertical	Pass
846.255	-55.89	2.53	-13.0	-42.89	133.00	Vertical	Vertical	N/A
890.584	-43.97	3.44	-13.0	-30.97	228.00	Vertical	Vertical	N/A
2942.600	-51.51	1.88	-13.0	-38.51	290.00	Vertical	Vertical	Pass
6678.200	-41.98	11.76	-13.0	-28.98	202.00	Vertical	Vertical	Pass
9841.750	-41.43	16.98	-13.0	-28.43	220.00	Vertical	Vertical	Pass

RSE-V&H WCDMA Band 5 CH4233

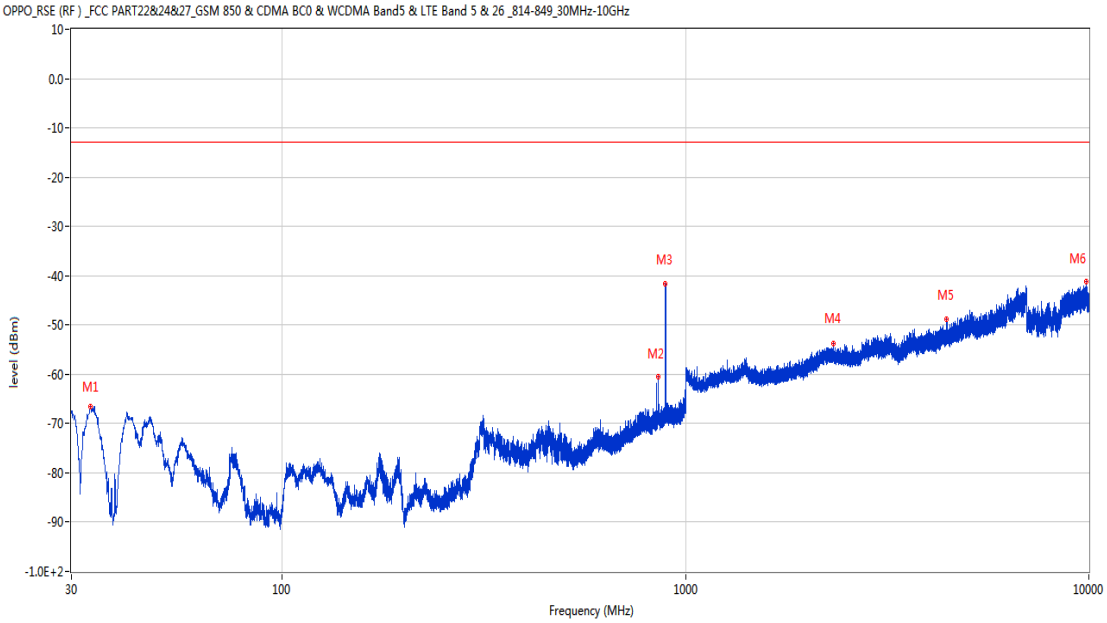

Frequency (MHz)	Result (dBm)	Factor (dB)	PK Limit (dBm)	Over Limit (dB)	Table (o)	ANT	EUT	Verdict
33.492	-66.65	-17.49	-13.0	-53.65	281.00	Vertical	Horizontal	Pass
856.246	-60.41	2.27	-13.0	-47.41	69.00	Vertical	Horizontal	N/A
891.700	-41.73	3.50	-13.0	-28.73	229.00	Vertical	Horizontal	N/A
2321.000	-53.79	-1.26	-13.0	-40.79	269.00	Vertical	Horizontal	Pass
4438.600	-48.75	6.33	-13.0	-35.75	172.00	Vertical	Horizontal	Pass
9844.150	-41.15	16.96	-13.0	-28.15	349.00	Vertical	Horizontal	Pass

LTE

8 LTE Band 2

8.1 LTE Band 2 BW1.4, Middle Channel

RSE-H&H LTE Band 2 BW1.4 CH18900

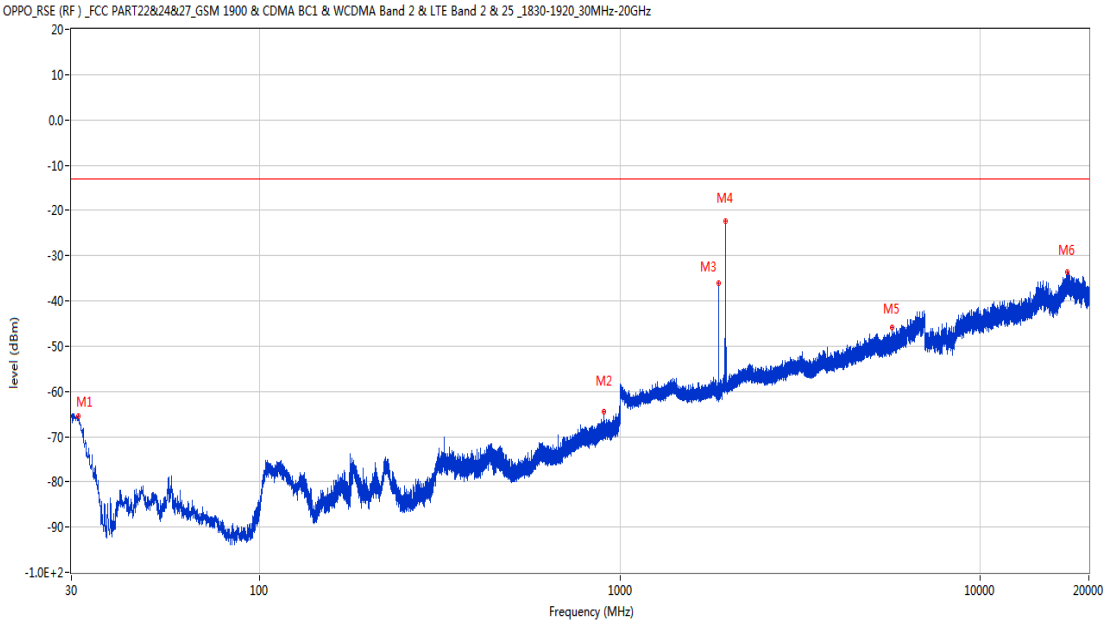

Frequency (MHz)	Result (dBm)	Factor (dB)	PK Limit (dBm)	Over Limit (dB)	Table (o)	ANT	EUT	Verdict
31.407	-65.58	-18.33	-13.0	-52.58	101.00	Horizontal	Horizontal	Pass
903.727	-64.55	3.53	-13.0	-51.55	202.00	Horizontal	Horizontal	Pass
1879.900	-36.16	-4.03	-13.0	-23.16	326.00	Horizontal	Horizontal	N/A
1960.200	-22.33	-4.68	-13.0	-9.33	226.00	Horizontal	Horizontal	N/A
5683.200	-45.82	7.85	-13.0	-32.82	332.00	Horizontal	Horizontal	Pass
17455.974	-33.64	21.82	-13.0	-20.64	-1.00	Horizontal	Horizontal	Pass

RSE-H&V LTE Band 2 BW1.4 CH18900

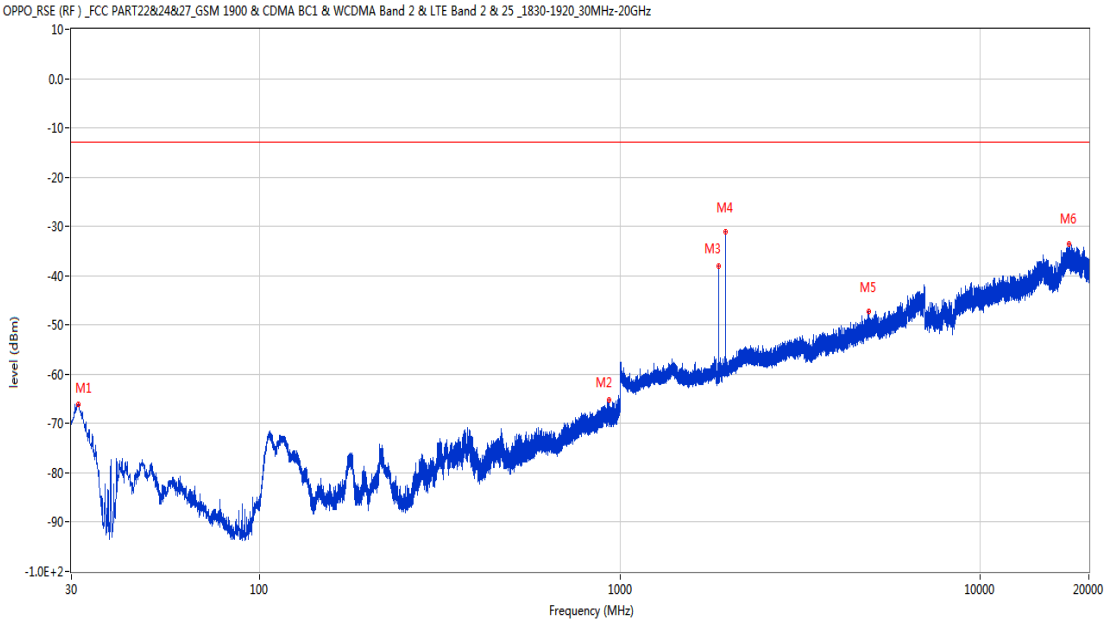

Frequency (MHz)	Result (dBm)	Factor (dB)	PK Limit (dBm)	Over Limit (dB)	Table (o)	ANT	EUT	Verdict
31.358	-66.13	-18.45	-13.0	-53.13	134.00	Horizontal	Vertical	Pass
933.846	-65.25	3.17	-13.0	-52.25	277.00	Horizontal	Vertical	Pass
1879.900	-38.07	-4.03	-13.0	-25.07	353.00	Horizontal	Vertical	N/A
1960.700	-31.07	-4.69	-13.0	-18.07	233.00	Horizontal	Vertical	N/A
4909.400	-47.29	7.79	-13.0	-34.29	228.00	Horizontal	Vertical	Pass
17597.350	-33.44	22.00	-13.0	-20.44	346.00	Horizontal	Vertical	Pass

RSE-V&V LTE Band 2 BW1.4 CH18900

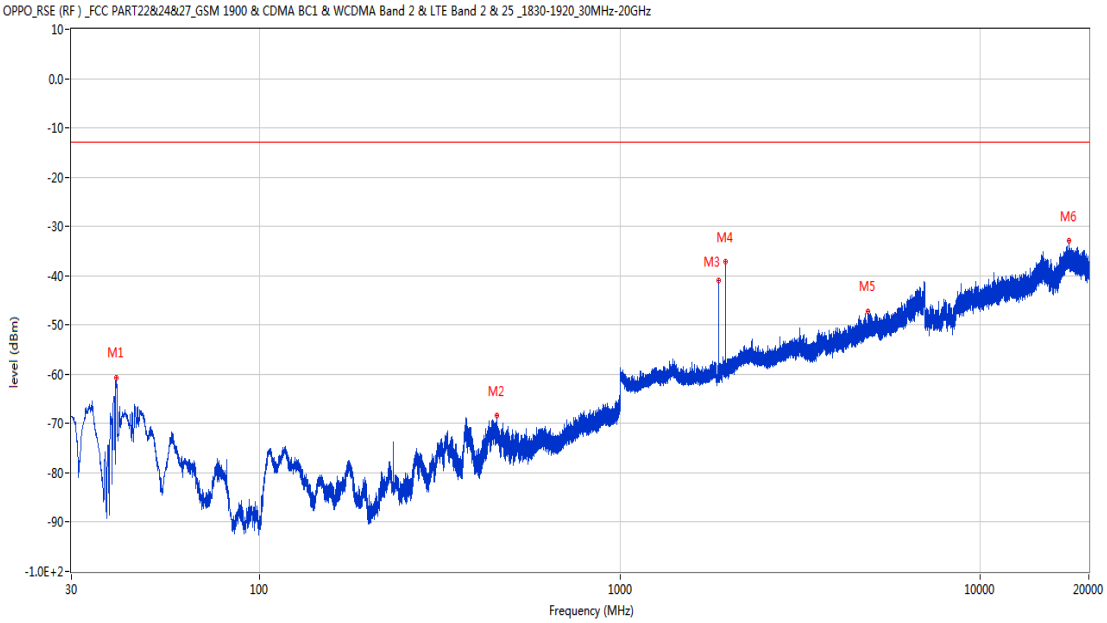

Frequency (MHz)	Result (dBm)	Factor (dB)	PK Limit (dBm)	Over Limit (dB)	Table (o)	ANT	EUT	Verdict
39.894	-60.66	-18.69	-13.0	-47.66	173.00	Vertical	Vertical	Pass
454.472	-68.42	-8.08	-13.0	-55.42	143.00	Vertical	Vertical	Pass
1880.000	-40.95	-4.03	-13.0	-27.95	280.00	Vertical	Vertical	N/A
1960.500	-37.14	-4.69	-13.0	-24.14	109.00	Vertical	Vertical	N/A
4883.400	-47.29	7.02	-13.0	-34.29	147.00	Vertical	Vertical	Pass
17570.525	-32.97	22.32	-13.0	-19.97	223.00	Vertical	Vertical	Pass

RSE-V&H LTE Band 2 BW1.4 CH18900

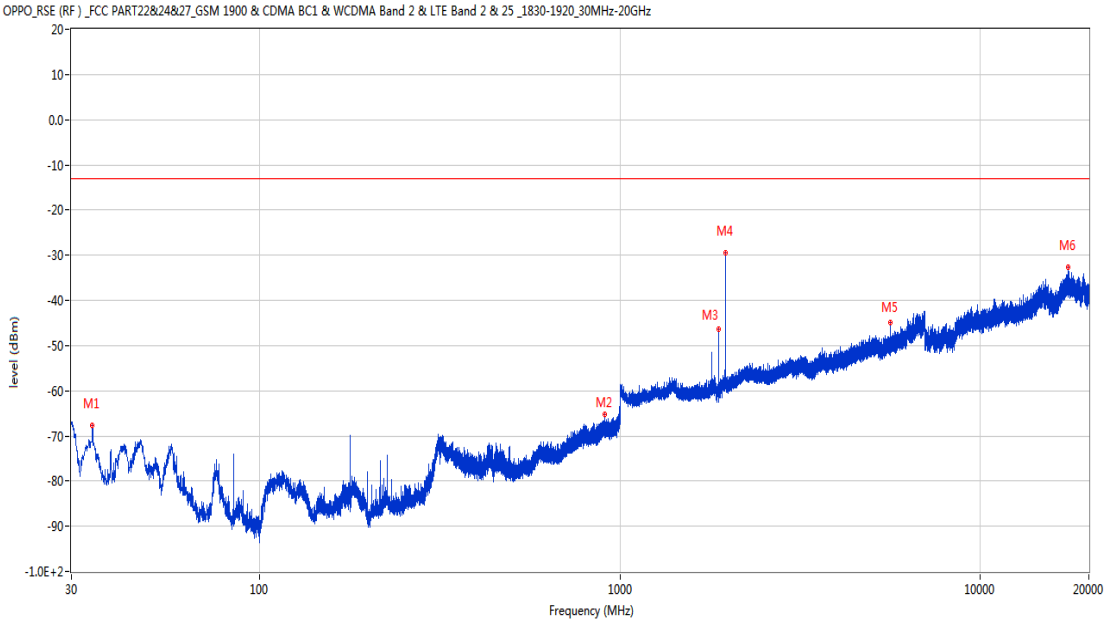

Frequency (MHz)	Result (dBm)	Factor (dB)	PK Limit (dBm)	Over Limit (dB)	Table (o)	ANT	EUT	Verdict
34.268	-67.79	-18.28	-13.0	-54.79	220.00	Vertical	Horizontal	Pass
908.771	-65.34	3.42	-13.0	-52.34	133.00	Vertical	Horizontal	Pass
1879.800	-46.42	-4.03	-13.0	-33.42	72.00	Vertical	Horizontal	N/A
1960.200	-29.58	-4.68	-13.0	-16.58	334.00	Vertical	Horizontal	N/A
5638.800	-44.93	7.13	-13.0	-31.93	124.00	Vertical	Horizontal	Pass
17485.699	-32.62	21.52	-13.0	-19.62	270.00	Vertical	Horizontal	Pass

8.2 LTE Band 2 BW3, Middle Channel

RSE-H&H LTE Band 2 BW3 CH18900

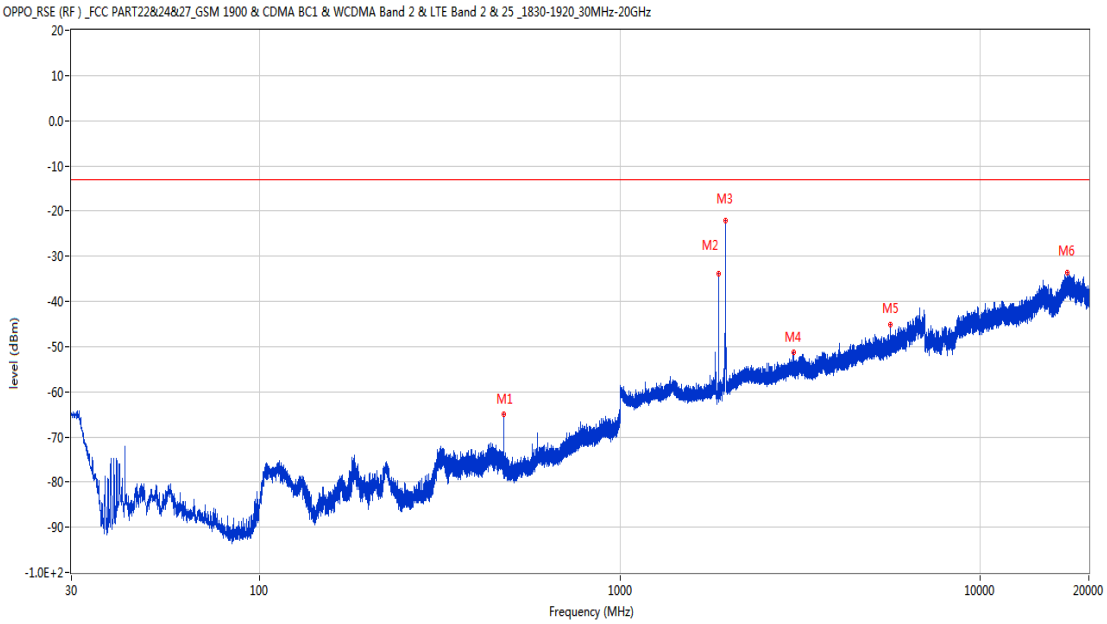

Frequency (MHz)	Result (dBm)	Factor (dB)	PK Limit (dBm)	Over Limit (dB)	Table (o)	ANT	EUT	Verdict
476.539	-64.87	-8.01	-13.0	-51.87	315.00	Horizontal	Horizontal	Pass
1879.200	-33.97	-4.04	-13.0	-20.97	332.00	Horizontal	Horizontal	N/A
1959.900	-22.15	-4.68	-13.0	-9.15	223.00	Horizontal	Horizontal	N/A
3030.800	-51.19	2.02	-13.0	-38.19	76.00	Horizontal	Horizontal	Pass
5636.600	-45.03	7.15	-13.0	-32.03	105.00	Horizontal	Horizontal	Pass
17428.427	-33.68	22.44	-13.0	-20.68	360.00	Horizontal	Horizontal	Pass

RSE-H&V LTE Band 2 BW3 CH18900

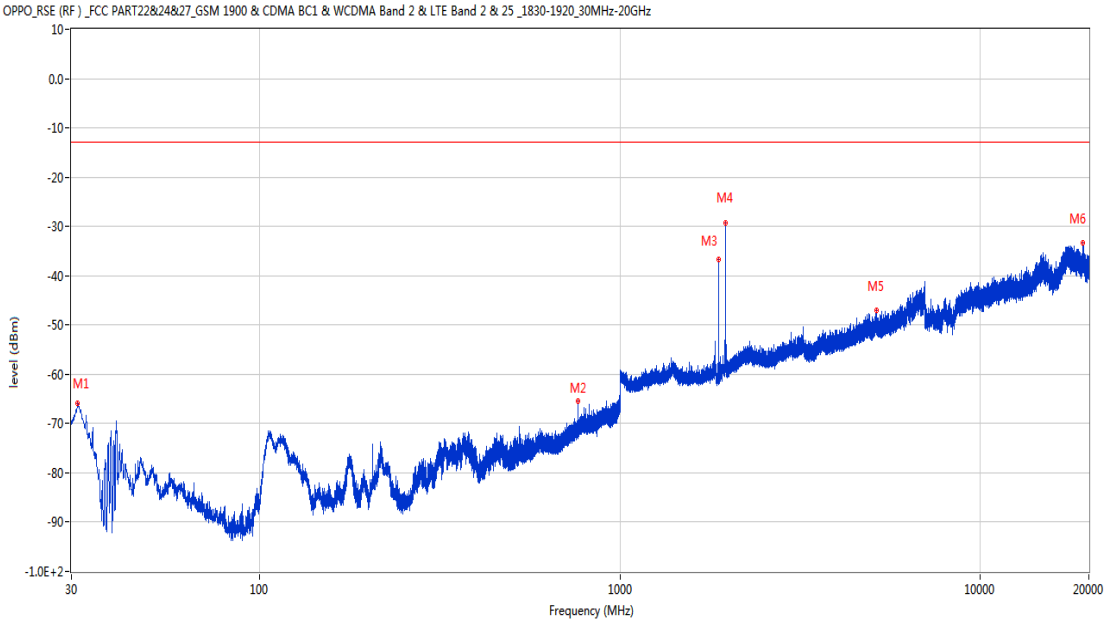

Frequency (MHz)	Result (dBm)	Factor (dB)	PK Limit (dBm)	Over Limit (dB)	Table (o)	ANT	EUT	Verdict
31.261	-65.93	-18.69	-13.0	-52.93	135.00	Horizontal	Vertical	Pass
763.854	-65.46	0.65	-13.0	-52.46	102.00	Horizontal	Vertical	Pass
1879.100	-36.74	-4.04	-13.0	-23.74	326.00	Horizontal	Vertical	N/A
1960.600	-29.26	-4.69	-13.0	-16.26	213.00	Horizontal	Vertical	N/A
5136.200	-47.06	7.57	-13.0	-34.06	163.00	Horizontal	Vertical	Pass
19250.713	-33.23	25.89	-13.0	-20.23	360.00	Horizontal	Vertical	Pass

RSE-V&V LTE Band 2 BW3 CH18900

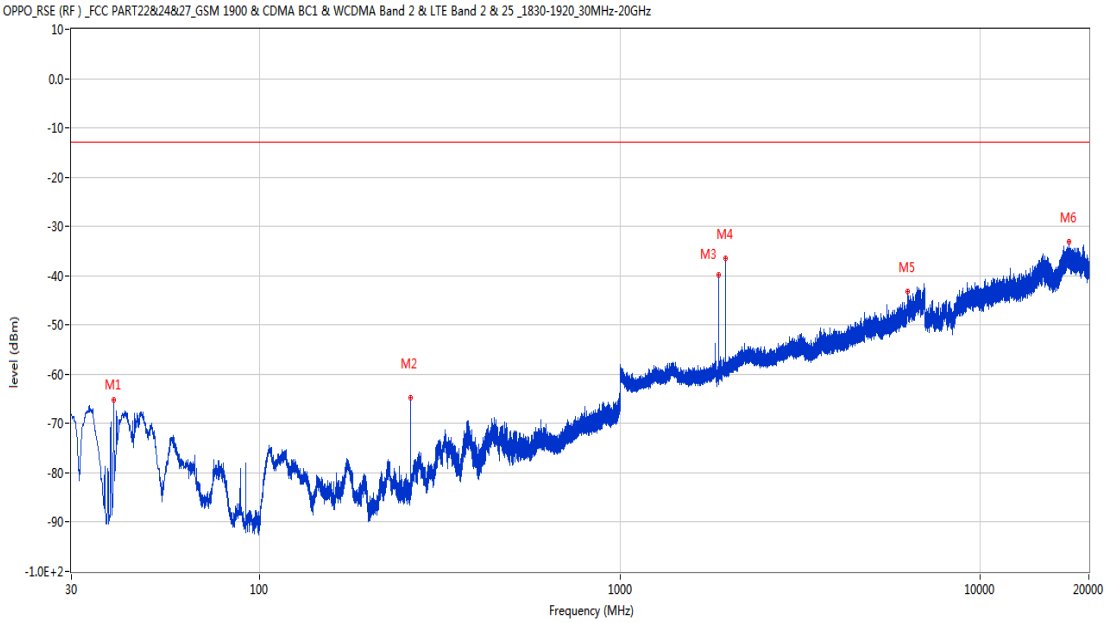

Frequency (MHz)	Result (dBm)	Factor (dB)	PK Limit (dBm)	Over Limit (dB)	Table (o)	ANT	EUT	Verdict
39.312	-65.30	-19.08	-13.0	-52.30	226.00	Vertical	Vertical	Pass
262.267	-64.81	-14.18	-13.0	-51.81	91.00	Vertical	Vertical	Pass
1879.100	-39.87	-4.04	-13.0	-26.87	245.00	Vertical	Vertical	N/A
1960.000	-36.48	-4.68	-13.0	-23.48	360.00	Vertical	Vertical	N/A
6289.800	-43.26	11.33	-13.0	-30.26	184.00	Vertical	Vertical	Pass
17608.225	-33.19	21.90	-13.0	-20.19	115.00	Vertical	Vertical	Pass

RSE-V&H LTE Band 2 BW3 CH18900

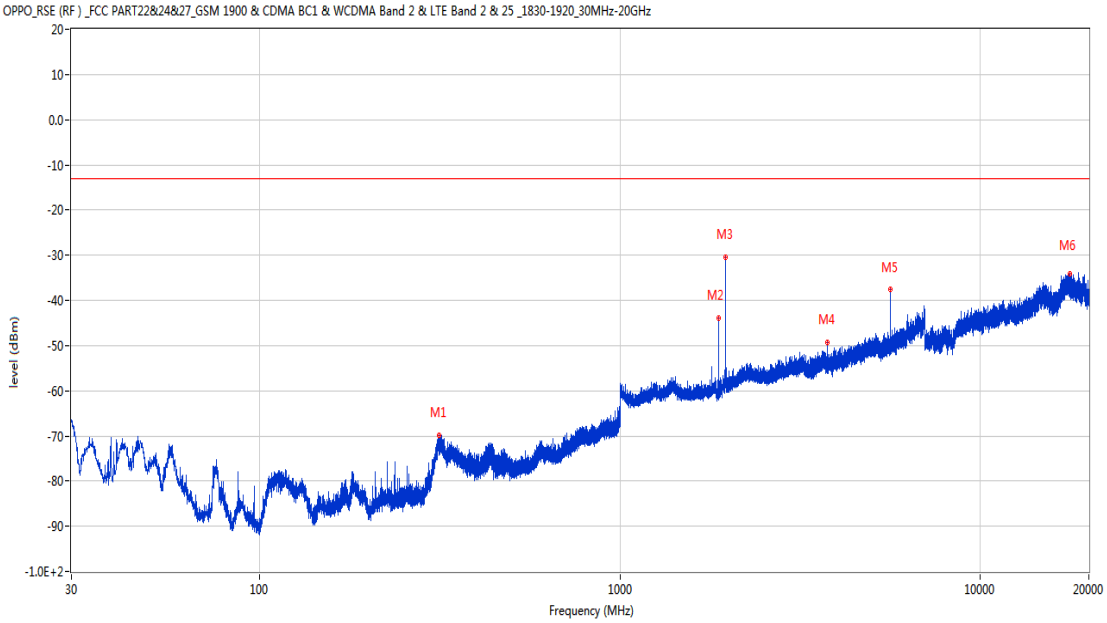

Frequency (MHz)	Result (dBm)	Factor (dB)	PK Limit (dBm)	Over Limit (dB)	Table (o)	ANT	EUT	Verdict
313.967	-69.79	-11.90	-13.0	-56.79	-3.00	Vertical	Horizontal	Pass
1879.200	-43.85	-4.04	-13.0	-30.85	83.00	Vertical	Horizontal	N/A
1959.300	-30.41	-4.67	-13.0	-17.41	360.00	Vertical	Horizontal	N/A
3757.600	-49.39	3.62	-13.0	-36.39	190.00	Vertical	Horizontal	Pass
5636.800	-37.54	7.15	-13.0	-24.54	116.00	Vertical	Horizontal	Pass
17695.224	-34.16	21.53	-13.0	-21.16	-3.00	Vertical	Horizontal	Pass

8.3 LTE Band 2 BW5, Middle Channel

RSE-H&H LTE Band 2 BW5 CH18900

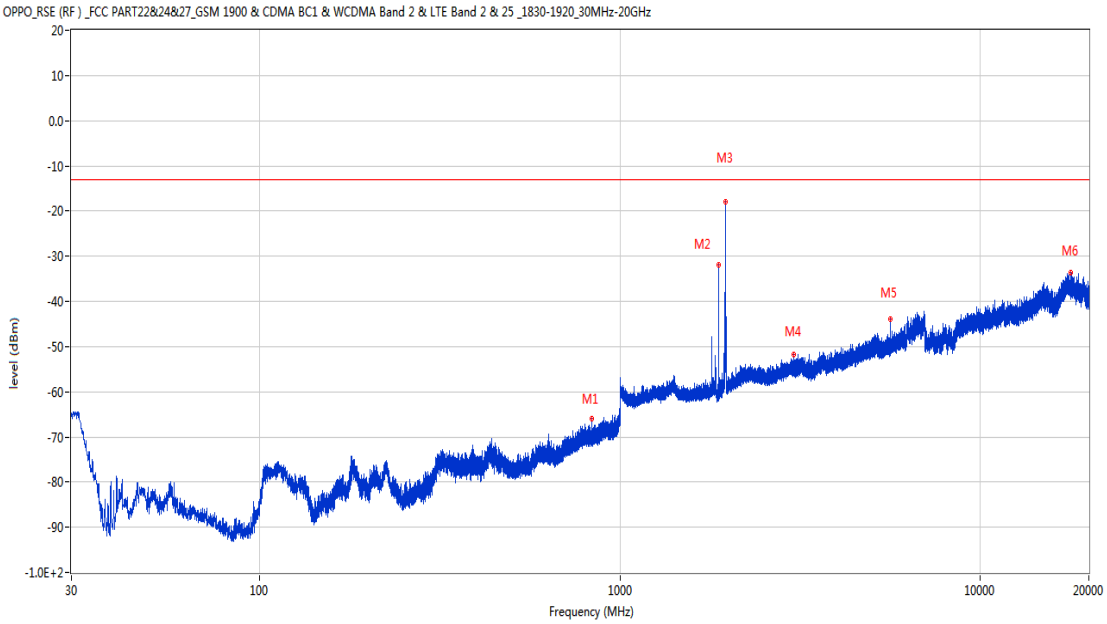

Frequency (MHz)	Result (dBm)	Factor (dB)	PK Limit (dBm)	Over Limit (dB)	Table (o)	ANT	EUT	Verdict
833.500	-66.07	1.57	-13.0	-53.07	13.00	Horizontal	Horizontal	Pass
1878.300	-31.99	-4.05	-13.0	-18.99	321.00	Horizontal	Horizontal	N/A
1959.800	-18.00	-4.68	-13.0	-5.00	231.00	Horizontal	Horizontal	N/A
3033.400	-51.77	2.09	-13.0	-38.77	258.00	Horizontal	Horizontal	Pass
5633.800	-43.88	7.22	-13.0	-30.88	151.00	Horizontal	Horizontal	Pass
17772.438	-33.64	21.30	-13.0	-20.64	190.00	Horizontal	Horizontal	Pass

RSE-H&V LTE Band 2 BW5 CH18900

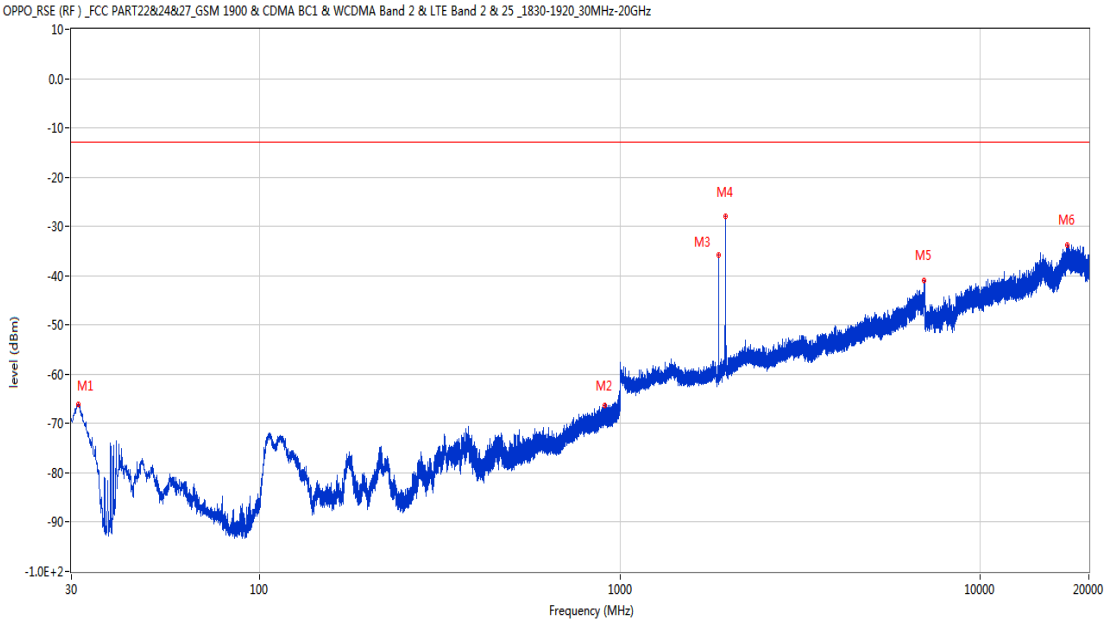

Frequency (MHz)	Result (dBm)	Factor (dB)	PK Limit (dBm)	Over Limit (dB)	Table (o)	ANT	EUT	Verdict
31.358	-66.15	-18.45	-13.0	-53.15	18.00	Horizontal	Vertical	Pass
905.328	-66.37	3.50	-13.0	-53.37	176.00	Horizontal	Vertical	Pass
1878.200	-35.88	-4.05	-13.0	-22.88	361.00	Horizontal	Vertical	N/A
1960.400	-27.95	-4.69	-13.0	-14.95	240.00	Horizontal	Vertical	N/A
6986.600	-41.03	13.70	-13.0	-28.03	231.00	Horizontal	Vertical	Pass
17417.550	-33.74	22.66	-13.0	-20.74	47.00	Horizontal	Vertical	Pass

RSE-V&V LTE Band 2 BW5 CH18900

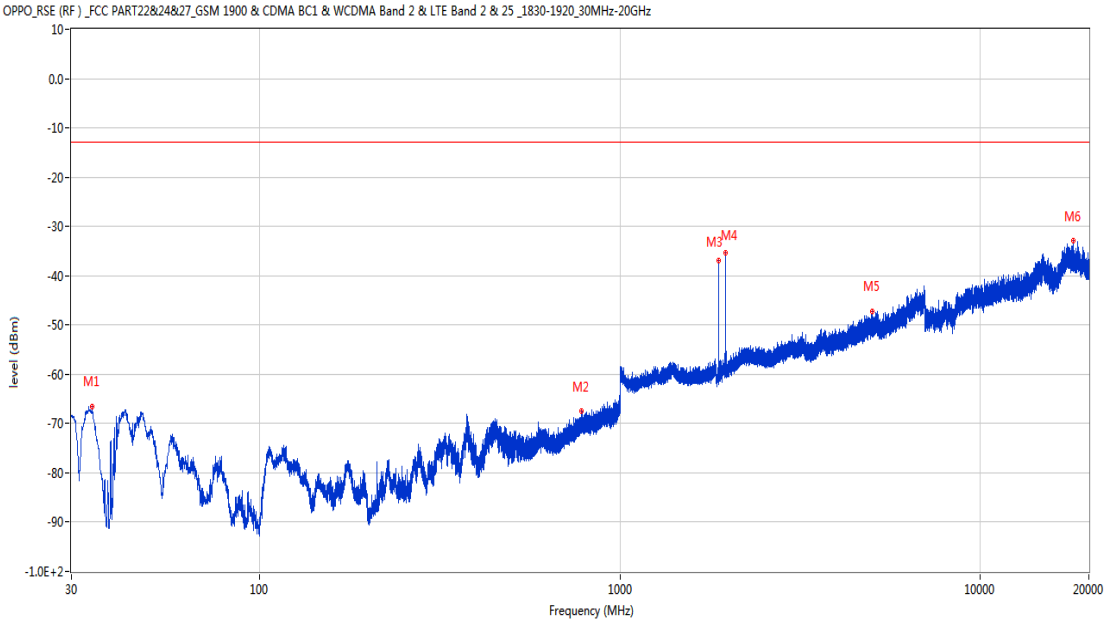

Frequency (MHz)	Result (dBm)	Factor (dB)	PK Limit (dBm)	Over Limit (dB)	Table (o)	ANT	EUT	Verdict
34.268	-66.45	-18.28	-13.0	-53.45	162.00	Vertical	Vertical	Pass
779.761	-67.44	1.62	-13.0	-54.44	0.00	Vertical	Vertical	Pass
1878.200	-36.93	-4.05	-13.0	-23.93	229.00	Vertical	Vertical	N/A
1959.700	-35.40	-4.68	-13.0	-22.40	103.00	Vertical	Vertical	N/A
5007.400	-47.25	7.17	-13.0	-34.25	361.00	Vertical	Vertical	Pass
18066.786	-32.95	22.85	-13.0	-19.95	43.00	Vertical	Vertical	Pass

RSE-V&H LTE Band 2 BW5 CH18900

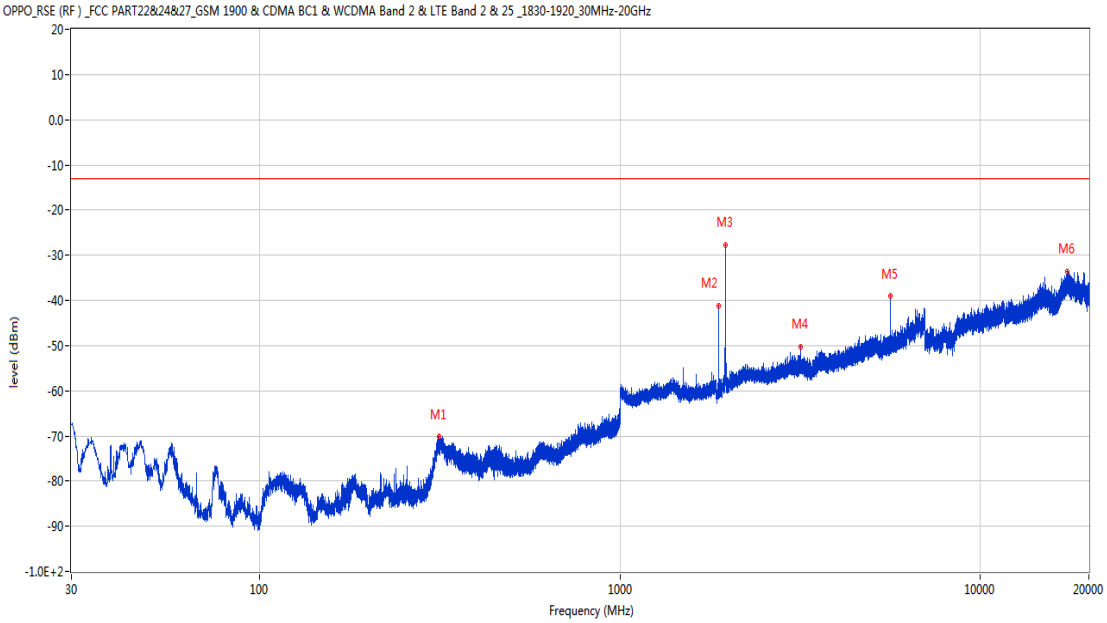

Frequency (MHz)	Result (dBm)	Factor (dB)	PK Limit (dBm)	Over Limit (dB)	Table (o)	ANT	EUT	Verdict
314.210	-70.20	-11.89	-13.0	-57.20	1.00	Vertical	Horizontal	Pass
1878.200	-41.17	-4.05	-13.0	-28.17	78.00	Vertical	Horizontal	N/A
1959.100	-27.75	-4.67	-13.0	-14.75	360.00	Vertical	Horizontal	N/A
3163.800	-50.39	3.19	-13.0	-37.39	128.00	Vertical	Horizontal	Pass
5633.800	-39.08	7.22	-13.0	-26.08	120.00	Vertical	Horizontal	Pass
17427.337	-33.66	22.47	-13.0	-20.66	113.00	Vertical	Horizontal	Pass

8.4 LTE Band 2 BW10, Middle Channel

RSE-H&H LTE Band 2 BW10 CH18900

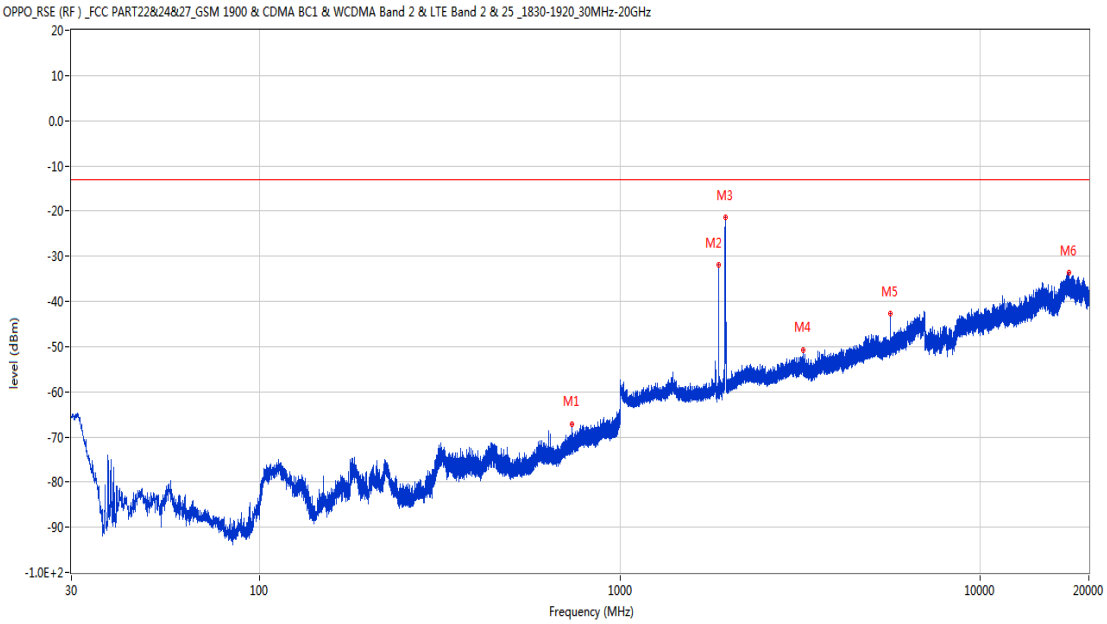

Frequency (MHz)	Result (dBm)	Factor (dB)	PK Limit (dBm)	Over Limit (dB)	Table (o)	ANT	EUT	Verdict
736.645	-67.07	-0.44	-13.0	-54.07	286.00	Horizontal	Horizontal	Pass
1876.000	-31.88	-4.08	-13.0	-18.88	318.00	Horizontal	Horizontal	N/A
1962.600	-21.47	-4.67	-13.0	-8.47	220.00	Horizontal	Horizontal	N/A
3228.400	-50.83	3.68	-13.0	-37.83	323.00	Horizontal	Horizontal	Pass
5626.800	-42.76	7.07	-13.0	-29.76	150.00	Horizontal	Horizontal	Pass
17600.975	-33.57	21.96	-13.0	-20.57	361.00	Horizontal	Horizontal	Pass

RSE-H&V LTE Band 2 BW10 CH18900

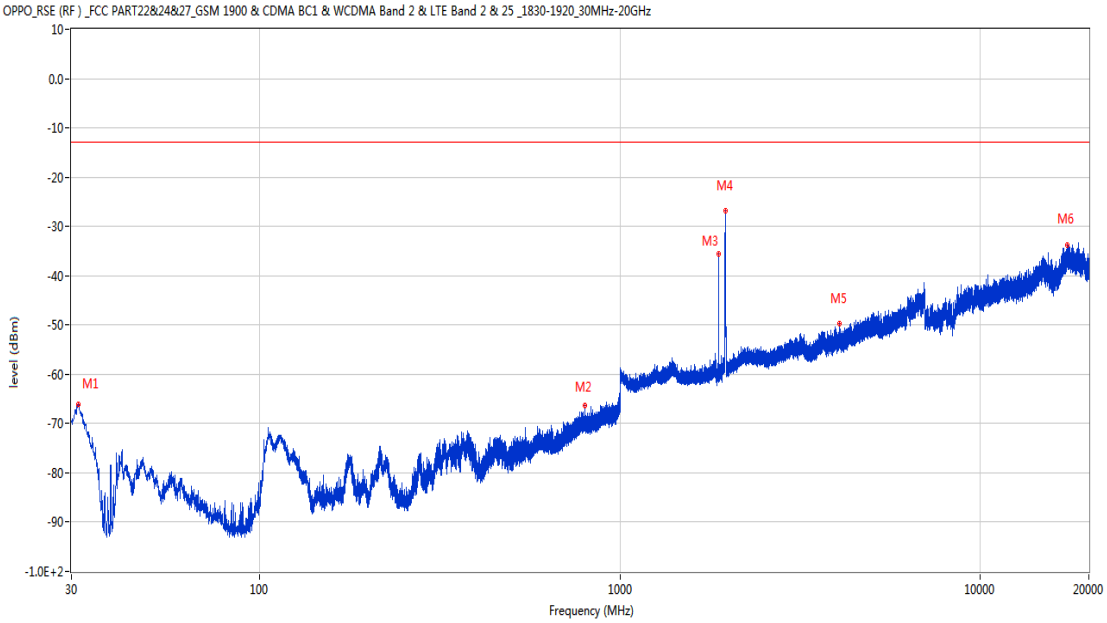

Frequency (MHz)	Result (dBm)	Factor (dB)	PK Limit (dBm)	Over Limit (dB)	Table (o)	ANT	EUT	Verdict
31.358	-66.05	-18.45	-13.0	-53.05	219.00	Horizontal	Vertical	Pass
798.385	-66.29	1.63	-13.0	-53.29	339.00	Horizontal	Vertical	Pass
1876.000	-35.67	-4.08	-13.0	-22.67	338.00	Horizontal	Vertical	N/A
1963.500	-26.72	-4.63	-13.0	-13.72	216.00	Horizontal	Vertical	N/A
4053.000	-49.77	5.30	-13.0	-36.77	35.00	Horizontal	Vertical	Pass
17464.312	-33.67	21.74	-13.0	-20.67	304.00	Horizontal	Vertical	Pass

RSE-V&V LTE Band 2 BW10 CH18900

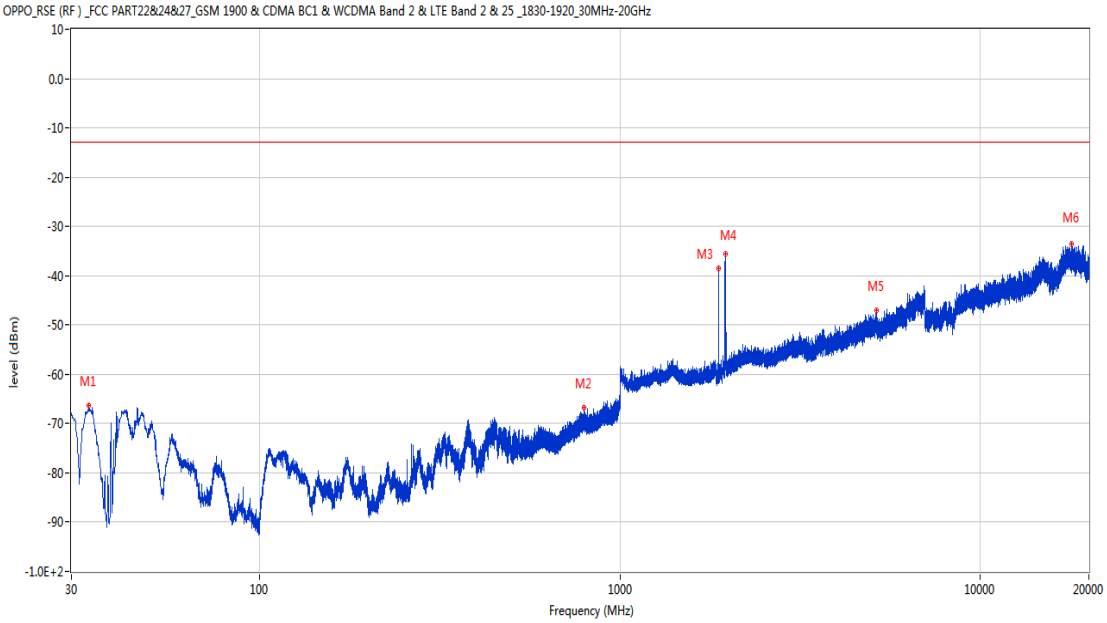

Frequency (MHz)	Result (dBm)	Factor (dB)	PK Limit (dBm)	Over Limit (dB)	Table (o)	ANT	EUT	Verdict
33.589	-66.34	-17.63	-13.0	-53.34	258.00	Vertical	Vertical	Pass
794.554	-66.83	1.60	-13.0	-53.83	360.00	Vertical	Vertical	Pass
1875.900	-38.50	-4.08	-13.0	-25.50	237.00	Vertical	Vertical	N/A
1959.600	-35.60	-4.68	-13.0	-22.60	355.00	Vertical	Vertical	N/A
5158.200	-46.98	7.27	-13.0	-33.98	16.00	Vertical	Vertical	Pass
17870.676	-33.66	22.37	-13.0	-20.66	153.00	Vertical	Vertical	Pass

RSE-V&H LTE Band 2 BW10 CH18900

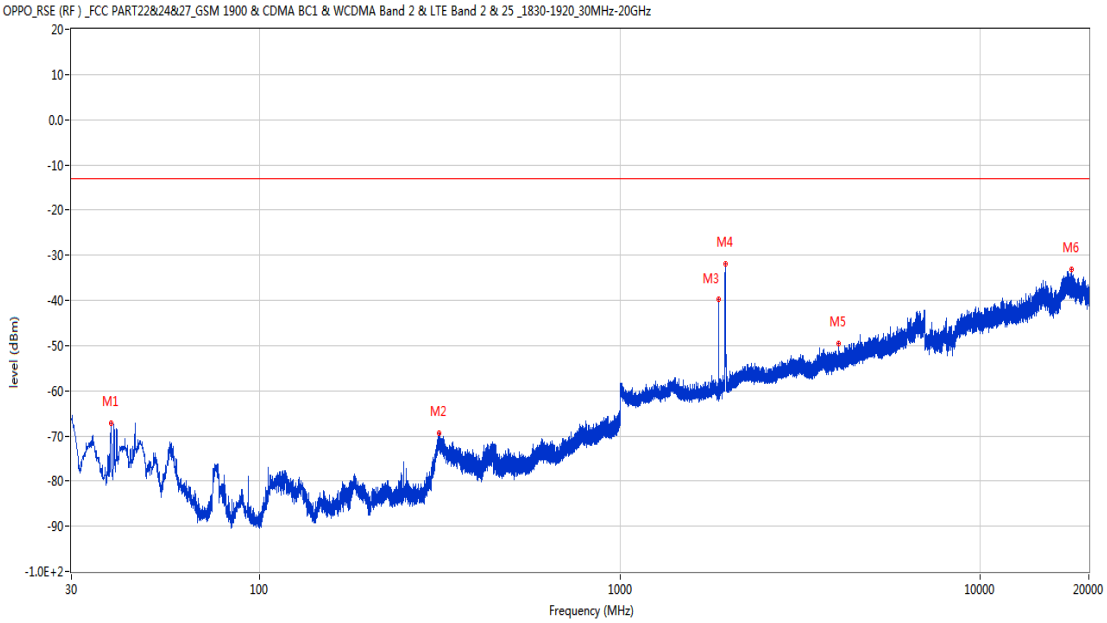

Frequency (MHz)	Result (dBm)	Factor (dB)	PK Limit (dBm)	Over Limit (dB)	Table (o)	ANT	EUT	Verdict
38.633	-67.28	-19.34	-13.0	-54.28	178.00	Vertical	Horizontal	Pass
314.647	-69.45	-11.87	-13.0	-56.45	-3.00	Vertical	Horizontal	Pass
1876.000	-39.80	-4.08	-13.0	-26.80	84.00	Vertical	Horizontal	N/A
1963.900	-32.00	-4.62	-13.0	-19.00	360.00	Vertical	Horizontal	N/A
4049.000	-49.67	5.45	-13.0	-36.67	245.00	Vertical	Horizontal	Pass
17889.161	-33.24	22.75	-13.0	-20.24	299.00	Vertical	Horizontal	Pass

8.5 LTE Band 2 BW15, Middle Channel

RSE-H&H LTE Band 2 BW15 CH18900

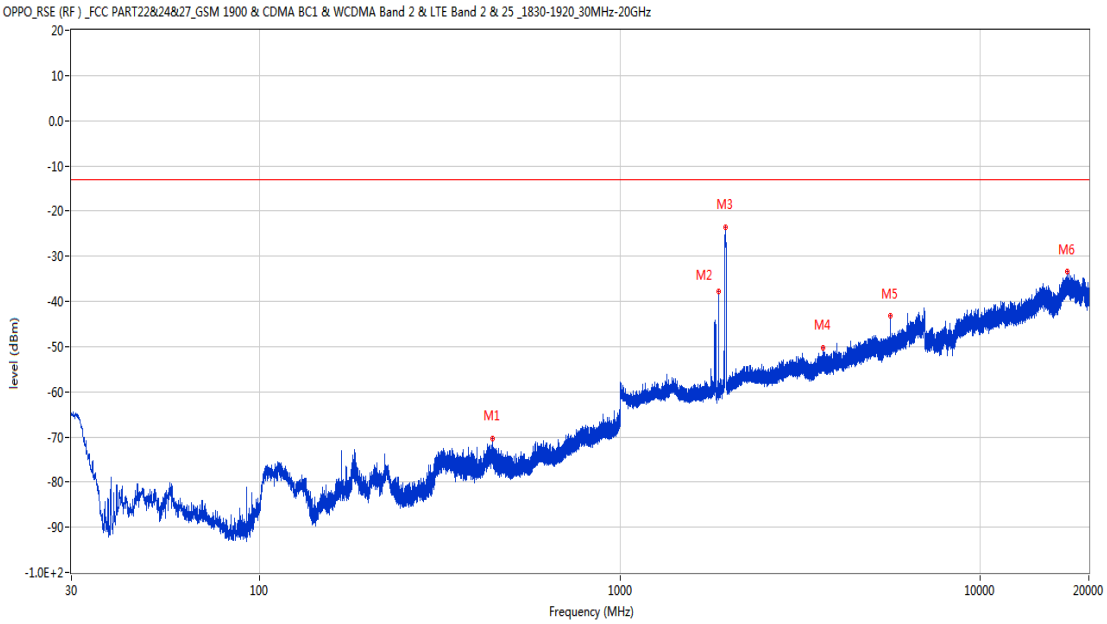

Frequency (MHz)	Result (dBm)	Factor (dB)	PK Limit (dBm)	Over Limit (dB)	Table (o)	ANT	EUT	Verdict
442.153	-70.47	-8.14	-13.0	-57.47	264.00	Horizontal	Horizontal	Pass
1873.800	-37.73	-4.11	-13.0	-24.73	336.00	Horizontal	Horizontal	N/A
1964.900	-23.61	-4.59	-13.0	-10.61	229.00	Horizontal	Horizontal	N/A
3658.000	-50.19	3.96	-13.0	-37.19	308.00	Horizontal	Horizontal	Pass
5620.200	-43.29	7.00	-13.0	-30.29	194.00	Horizontal	Horizontal	Pass
17379.125	-33.47	22.19	-13.0	-20.47	258.00	Horizontal	Horizontal	Pass

RSE-H&V LTE Band 2 BW15 CH18900

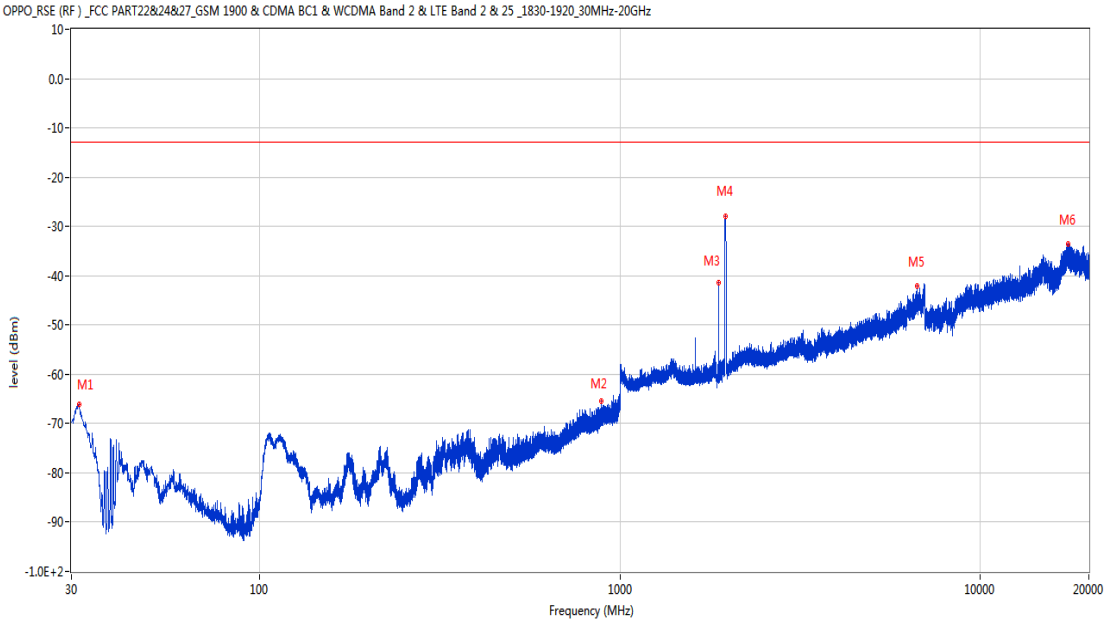

Frequency (MHz)	Result (dBm)	Factor (dB)	PK Limit (dBm)	Over Limit (dB)	Table (o)	ANT	EUT	Verdict
31.455	-66.12	-18.20	-13.0	-53.12	132.00	Horizontal	Vertical	Pass
886.268	-65.52	2.91	-13.0	-52.52	48.00	Horizontal	Vertical	Pass
1873.700	-41.50	-4.11	-13.0	-28.50	344.00	Horizontal	Vertical	N/A
1960.000	-28.04	-4.68	-13.0	-15.04	256.00	Horizontal	Vertical	N/A
6684.000	-42.04	11.95	-13.0	-29.04	199.00	Horizontal	Vertical	Pass
17554.573	-33.49	22.50	-13.0	-20.49	80.00	Horizontal	Vertical	Pass

RSE-V&V LTE Band 2 BW15 CH18900

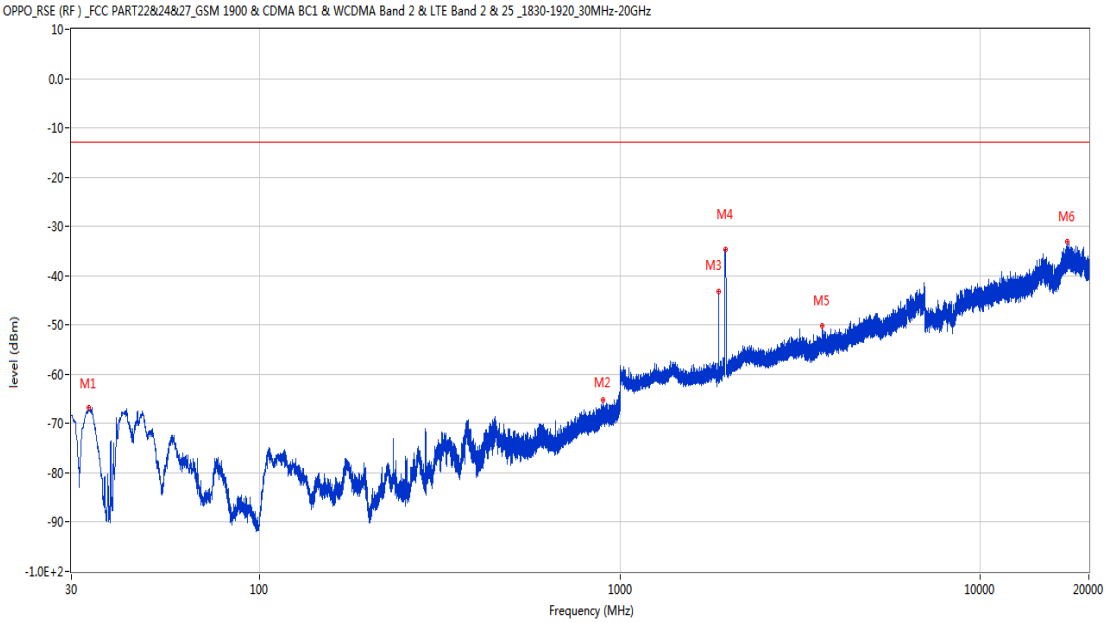

Frequency (MHz)	Result (dBm)	Factor (dB)	PK Limit (dBm)	Over Limit (dB)	Table (o)	ANT	EUT	Verdict
33.541	-66.78	-17.57	-13.0	-53.78	174.00	Vertical	Vertical	Pass
894.318	-65.27	3.37	-13.0	-52.27	13.00	Vertical	Vertical	Pass
1873.700	-43.27	-4.11	-13.0	-30.27	217.00	Vertical	Vertical	N/A
1958.200	-34.71	-4.67	-13.0	-21.71	335.00	Vertical	Vertical	N/A
3647.600	-50.17	4.48	-13.0	-37.17	193.00	Vertical	Vertical	Pass
17427.337	-33.04	22.47	-13.0	-20.04	173.00	Vertical	Vertical	Pass

RSE-V&H LTE Band 2 BW15 CH18900

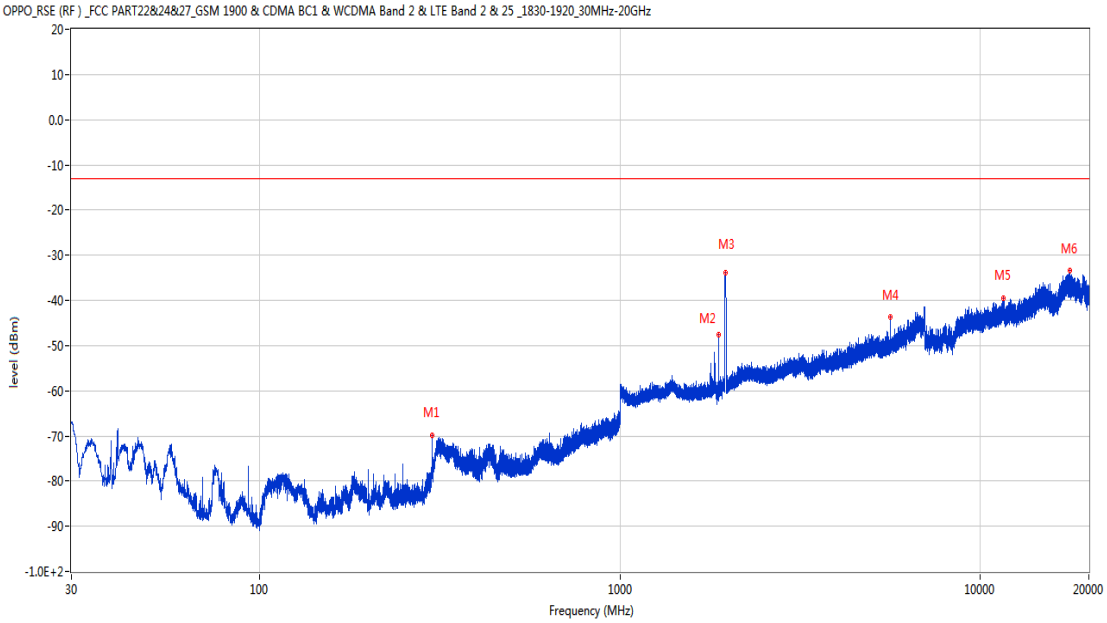

Frequency (MHz)	Result (dBm)	Factor (dB)	PK Limit (dBm)	Over Limit (dB)	Table (o)	ANT	EUT	Verdict
301.261	-69.98	-12.70	-13.0	-56.98	177.00	Vertical	Horizontal	Pass
1873.800	-47.59	-4.11	-13.0	-34.59	75.00	Vertical	Horizontal	N/A
1965.700	-33.91	-4.58	-13.0	-20.91	131.00	Vertical	Horizontal	N/A
5620.400	-43.71	7.01	-13.0	-30.71	131.00	Vertical	Horizontal	Pass
11561.187	-39.61	17.24	-13.0	-26.61	196.00	Vertical	Horizontal	Pass
17715.526	-33.47	21.42	-13.0	-20.47	161.00	Vertical	Horizontal	Pass

8.6 LTE Band 2 BW20, Middle Channel

RSE-H&H LTE Band 2 BW20 CH18900

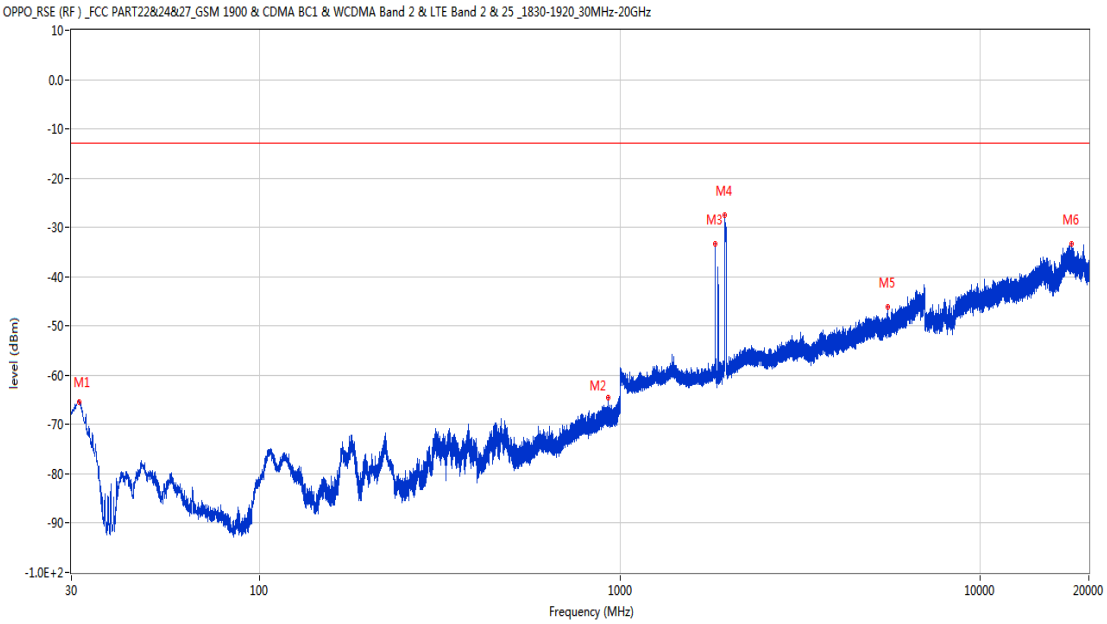

Frequency (MHz)	Result (dBm)	Factor (dB)	PK Limit (dBm)	Over Limit (dB)	Table (o)	ANT	EUT	Verdict
31.455	-65.43	-18.20	-13.0	-52.43	107.00	Horizontal	Horizontal	Pass
925.213	-64.49	3.47	-13.0	-51.49	17.00	Horizontal	Horizontal	Pass
1836.000	-33.44	-4.48	-13.0	-20.44	320.00	Horizontal	Horizontal	N/A
1954.300	-27.55	-4.65	-13.0	-14.55	220.00	Horizontal	Horizontal	N/A
5527.800	-46.15	7.62	-13.0	-33.15	336.00	Horizontal	Horizontal	Pass
17882.636	-33.36	22.68	-13.0	-20.36	259.00	Horizontal	Horizontal	Pass

RSE-H&V LTE Band 2 BW20 CH18900

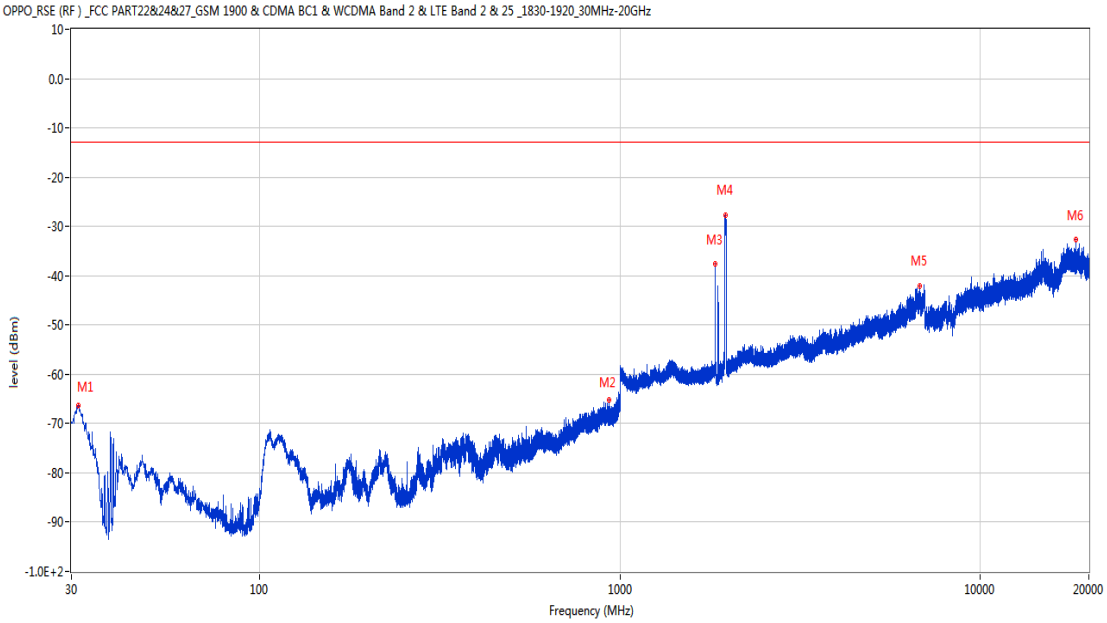

Frequency (MHz)	Result (dBm)	Factor (dB)	PK Limit (dBm)	Over Limit (dB)	Table (o)	ANT	EUT	Verdict
31.407	-66.32	-18.33	-13.0	-53.32	95.00	Horizontal	Vertical	Pass
929.869	-65.31	3.40	-13.0	-52.31	333.00	Horizontal	Vertical	Pass
1835.600	-37.68	-4.49	-13.0	-24.68	360.00	Horizontal	Vertical	N/A
1966.200	-27.66	-4.55	-13.0	-14.66	212.00	Horizontal	Vertical	N/A
6801.400	-42.12	12.34	-13.0	-29.12	162.00	Horizontal	Vertical	Pass
18460.463	-32.69	22.68	-13.0	-19.69	121.00	Horizontal	Vertical	Pass

RSE-V&V LTE Band 2 BW20 CH18900

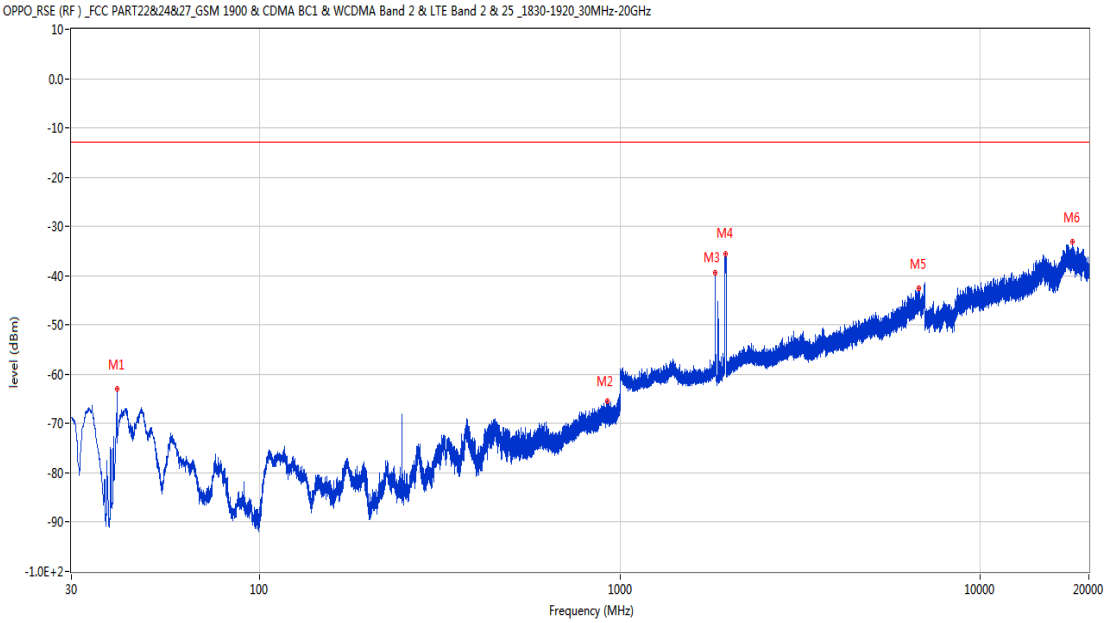

Frequency (MHz)	Result (dBm)	Factor (dB)	PK Limit (dBm)	Over Limit (dB)	Table (o)	ANT	EUT	Verdict
40.233	-63.00	-18.45	-13.0	-50.00	107.00	Vertical	Vertical	Pass
923.127	-65.43	3.48	-13.0	-52.43	243.00	Vertical	Vertical	Pass
1836.000	-39.43	-4.48	-13.0	-26.43	290.00	Vertical	Vertical	N/A
1964.000	-35.57	-4.61	-13.0	-22.57	347.00	Vertical	Vertical	N/A
6763.600	-42.56	11.45	-13.0	-29.56	236.00	Vertical	Vertical	Pass
18025.099	-33.08	22.93	-13.0	-20.08	269.00	Vertical	Vertical	Pass