FCC RF TEST REPORT

ISSUED BY
Shenzhen BALUN Technology Co., Ltd.

FOR

Mobile Phone

ISSUED TO
Realme Chongqing Mobile Telecommunications Corp., Ltd.

No.178 Yulong Avenue, Yufengshan, Yubei District, Chongqing, China



Report No.:	BL-SZ2120324-604
EUT Name:	Mobile Phone
Model Name:	RMX3241
Brand Name:	realme
Test Standard:	47 CFR Part 15 Subpart E
FCC ID:	2AUYFRMX3241
Test Conclusion:	Pass
Test Date:	Feb. 20, 2021 ~ Mar. 19, 2021
Date of Issue:	Mar. 25, 2021

Prepared by: Ye Hongji
Date: Mar. 25, 2021

Approved by: Wei Yanquan
(Chief Engineer)
Date: Mar. 25, 2021

NOTE: This test report of test results only related to testing samples, which can be duplicated completely for the legal use with the approval of the applicant; it shall not be reproduced except in full, without the written approval of Shenzhen BALUN Technology Co., Ltd. Any objections should be raised within thirty days from the date of issue. To validate the report, please contact us.

Block B, 1st FL, Baisha Science and Technology Park, Shahe Xi Road, Nanshan District, Shenzhen, Guangdong, P. R. China 518055
TEL: +86-755-66850100, FAX: +86-755-61824271
Email: qc@baluntek.com
www.baluntek.com

Revision History

Version	Issue Date	Revisions Content
Rev. 01	Mar. 25, 2021	Initial Issue

TABLE OF CONTENTS

1 ADMINISTRATIVE DATA (GENERAL INFORMATION) 4
1.1 Identification of the Testing Laboratory 4
1.2 Identification of the Responsible Testing Location 4
1.3 Laboratory Condition 4
1.4 Announce 4
2 PRODUCT INFORMATION 5
2.1 Applicant 5
2.2 Manufacturer 5
2.3 Factory 5
2.4 General Description for Equipment under Test (EUT) 5
2.5 Technical Information 6
2.6 Additional Instructions 7
2.7 Channel List 10
3 SUMMARY OF TEST RESULTS 13
3.1 Test Standards 13
3.2 Verdict 13
4 GENERAL TEST CONFIGURATIONS 14
4.1 Test Environments 14
4.2 Test Equipment List 14
4.3 Measurement Uncertainty 16
4.4 Description of Test Setup 17
5 TEST ITEMS 20
5.1 RF Output Power 20
5.2 Emission Bandwidth and 6 dB Bandwidth 21
5.3 Power Spectral density (PSD) 22
5.4 Conducted Emission 23
5.5 Radiated Spurious Emissions and Band Edge (Restricted-band) 24

ANNEX A TEST RESULT 29
A.1 RF Output Power 29
A.2 Emission Bandwidth & 99% Bandwidth 31
A.3 6 dB Bandwidth 33
A.4 Power Spectral Density 34
A.5 Conducted Emissions 36
A.6 Radiated Spurious Emissions and Band Edge (Restricted-band) 38
ANNEX B TEST SETUP PHOTOS 116
ANNEX C EUT EXTERNAL PHOTOS 116
ANNEX D EUT INTERNAL PHOTOS 116

1 ADMINISTRATIVE DATA (GENERAL INFORMATION)

1.1 Identification of the Testing Laboratory

Company Name	Shenzhen BALUN Technology Co., Ltd.
Address	Block B, 1st FL, Baisha Science and Technology Park, Shahe Xi Road, Nanshan District, Shenzhen, Guangdong Province, P. R. China
Phone Number	+86 755 6685 0100

1.2 Identification of the Responsible Testing Location

Test Location	Shenzhen BALUN Technology Co., Ltd.
Address	Block B, 1st FL, Baisha Science and Technology Park, Shahe Xi Road, Nanshan District, Shenzhen, Guangdong Province, P. R. China
Accreditation Certificate	The laboratory is a testing organization accredited by FCC as a accredited testing laboratory. The designation number is CN1196.
Description	All measurement facilities used to collect the measurement data are located at Block B, FL 1, Baisha Science and Technology Park, Shahe Xi Road, Nanshan District, Shenzhen, Guangdong Province, P. R. China 518055

1.3 Laboratory Condition

Ambient Temperature	20℃ to 25℃
Ambient Relative Humidity	45% to 55%
Ambient Pressure	100 kPa to 102 kPa

1.4 Announce

(1) The test report reference to the report template version v4.4.

(2) The test report is invalid if not marked with the signatures of the persons responsible for preparing and approving the test report.

(3) The test report is invalid if there is any evidence and/or falsification.

(4) The results documented in this report apply only to the tested sample, under the conditions and modes of operation as described herein.

(5) This document may not be altered or revised in any way unless done so by BALUN and all revisions are duly noted in the revisions section.

(6) Content of the test report, in part or in full, cannot be used for publicity and/or promotional purposes without prior written approval from the laboratory.

(7) The laboratory is only responsible for the data released by the laboratory, except for the part provided by the applicant.

2 PRODUCT INFORMATION

2.1 Applicant

Applicant	Realme Chongqing Mobile Telecommunications Corp., Ltd.
Address	No.178 Yulong Avenue, Yufengshan, Yubei District, Chongqing, China

2.2 Manufacturer

Manufacturer	Realme Chongqing Mobile Telecommunications Corp., Ltd.
Address	No.178 Yulong Avenue, Yufengshan, Yubei District, Chongqing, China

2.3 Factory

Factory	N/A
Address	N/A

2.4 General Description for Equipment under Test (EUT)

EUT Name	Mobile Phone
Model Name Under Test	RMX3241
Series Model Name	N/A
Description of Model name differentiation	N/A
Hardware Version	2AA774
Software Version	realme UI V2.0
Dimensions (Approx.)	162.5*74.8*8.5 mm
Weight (Approx.)	185g

2.5 Technical Information

Network and Wireless connectivity	2G Network GSM/GPRS/EDGE 850/1900 MHz 3G Network WCDMA/HSDPA/HSUPA/DC-HSDPA/HSPA+ Band 2/4/5 4G Network LTE FDD Band 2/4/5/7/12/17/26/66 LTE TDD Band 38/41 LTE CA Uplink (UL): CA_7C, CA_38C, CA_41C 5G Network SA: NR n5/n7/n38/n41 Bluetooth (BR+EDR+BLE) 2.4G WIFI 802.11b, 802.11g, 802.11n(HT20/40), 802.11ac(VHT20/40) 5G WIFI 802.11a, 802.11n(HT20/40) and 802.11ac(VHT20/40/80) U-NII-1/2A/2C/3, GPS, GLONASS, BDS, NFC

The requirement for the following technical information of the EUT was tested in this report:

Frequency Range	U-NII-1: 5150 MHz to 5250 MHz, U-NII-2A: 5250 MHz to 5350 MHz, U-NII-2C: 5470 MHz to 5725 MHz U-NII-3: 5725 MHz to 5850 MHz
Product Type	☐ Mobile ☒ Portable ☐ Fix Location
Modulation technology	OFDM
Modulation Type	256QAM, 64QAM, 16QAM, BPSK, QPSK
Product Type	Mobile and portable for FCC standard
Transfer Rate (Mbps) (Single RF path)	802.11a: 54/ 48/ 36/ 24/ 18/ 12/ 9/ 6 Mbps 802.11n: up to 150 Mbps 802.11ac: up to VHT-MCS9
Channel Bandwidth	802.11a: 20 MHz 802.11n: 20 MHz, 40 MHz 802.11ac: 20 MHz, 40 MHz, 80 MHz
Maximum Output Power	U-NII-1: 17.13 dBm U-NII-2A: 17.06 dBm U-NII-2C: 18.32 dBm U-NII-3: 14.35 dBm
Antenna System (eg., MIMO, Smart Antenna)	N/A
Categorization as Correlated or Completely Uncorrelated	N/A
Antenna Type	PIFA Antenna
Antenna Gain	-3.0 dBi (In test items related to antenna gain, the final results reflect this figure. This value is provided by the applicant.)
About the Product	The equipment is Mobile Phone, intended for used with information technology equipment.

2.6 Additional Instructions

EUT Software Settings:

Mode	☒ Special software is used. The software provided by client to enable the EUT under transmission condition continuously at specific channel frequencies individually.

During testing, Channel and Power Controlling Software provided by the customer was used to control the operating channel as well as the output power level. The RF output power selection is for the setting of RF output power expected by the customer and is going to be fixed on the firmware of the final end product.

Test Software Version	*#36446337#

U-NII-1 (5150 - 5250 MHz) Power level setup in software			
Mode	Channel	Frequency (MHz)	Soft Set
11a	CH36	5180	17.00
11a	CH44	5220	17.00
11a	CH48	5240	17.00
11n (HT20)	CH36	5180	15.00
11n (HT20)	CH44	5220	17.00
11n (HT20)	CH48	5240	17.00
11n (HT40)	CH38	5190	13.50
11n (HT40)	CH46	5230	16.00
11ac (VHT20)	CH36	5180	16.50
11ac (VHT20)	CH44	5220	17.00
11ac (VHT20)	CH48	5240	17.00
11ac (VHT40)	CH38	5190	14.00
11ac (VHT40)	CH46	5230	16.00
11ac (VHT80)	CH42	5210	14.50

U-NII-2A (5250 - 5350 MHz) Power level setup in software			
Mode	Channel	Frequency (MHz)	Soft Set
11a	CH52	5260	17.00
11a	CH60	5300	17.00
11a	CH64	5320	14.50
11n (HT20)	CH52	5260	17.00
11n (HT20)	CH60	5300	17.00
11n (HT20)	CH64	5320	14.50
11n (HT40)	CH54	5270	16.00
11n (HT40)	CH62	5310	13.00
11ac (VHT20)	CH52	5260	17.00
11ac (VHT20)	CH60	5300	17.00
11ac (VHT20)	CH64	5320	15.50
11ac (VHT40)	CH54	5270	16.00
11ac (VHT40)	CH62	5310	15.00
11ac (VHT80)	CH58	5290	14.00

U-NII-2C (5470 - 5725 MHz) Power level setup in software			
Mode	Channel	Frequency (MHz)	Soft Set
11a	CH100	5500	15.00
11a	CH116	5580	17.00
11a	CH140	5700	13.50
11n (HT20)	CH100	5500	14.00
11n (HT20)	CH116	5580	17.00
11n (HT20)	CH140	5700	13.00
11n (HT40)	CH102	5510	12.50
11n (HT40)	CH118	5590	16.00
11n (HT40)	CH134	5670	13.00
11ac (VHT20)	CH100	5500	15.00
11ac (VHT20)	CH116	5580	17.00
11ac (VHT20)	CH140	5700	13.00
11ac (VHT40)	CH102	5510	13.00
11ac (VHT40)	CH118	5590	16.00
11ac (VHT40)	CH134	5670	14.50
11ac (VHT80)	CH106	5530	13.00
11ac (VHT80)	CH122	5610	15.00

U-NII-3 (5725 - 5850 MHz) Power level setup in software			
Mode	Channel	Frequency (MHz)	Soft Set
11a	CH149	5745	14.00
11a	CH157	5785	14.00
11a	CH165	5825	14.00
11n (HT20)	CH149	5745	14.00
11n (HT20)	CH157	5785	14.00
11n (HT20)	CH165	5825	14.00
11n (HT40)	CH151	5755	14.00
11n (HT40)	CH159	5795	14.00
11ac (VHT20)	CH149	5745	14.00
11ac (VHT20)	CH157	5785	14.00
11ac (VHT20)	CH165	5825	14.00
11ac (VHT40)	CH151	5755	14.00
11ac (VHT40)	CH159	5795	14.00
11ac (VHT80)	CH155	5775	14.00

Run Software:

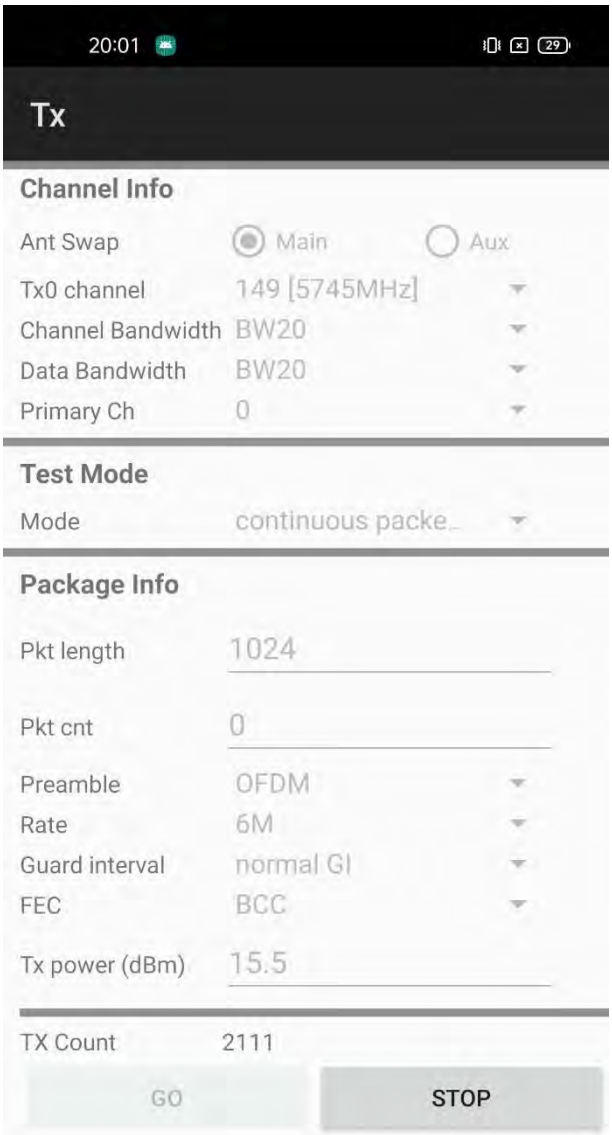

2.7 Channel List

20 MHz		40 MHz		80 MHz	
Channel Number	Frequency (MHz)	Channel Number	Frequency (MHz)	Channel Number	Frequency (MHz)
36	**5180**	**38**	**5190**	**42**	**5210**
40	5200	**46**	**5230**	**58**	**5290**
44	**5220**	**54**	**5270**	**106**	**5530**
48	**5240**	**62**	**5310**	**155**	**5775**
52	**5260**	**102**	**5510**		
56	5280	110	5550		
60	**5300**	**134**	**5670**		
64	**5320**	**151**	**5755**		
100	**5500**	**159**	**5795**		
104	5520				
108	5540				
112	5560				
116	**5580**				
132	5660				
136	5680				
140	**5700**				
149	**5745**				
153	5765				
157	**5785**				
161	5805				
165	**5825**				

The Lowest frequency, the middle frequency and the highest frequency of channel were selected to perform the test, and the selected channel see below:

For 802.11a/n(HT20)/ac(VHT20)

U-NII-1 (5150 - 5250 MHz)			U-NII-2A (5250 - 5350 MHz)		
Channel Number	Channel	Frequency (MHz)	Channel Number	Channel	Frequency (MHz)
36	Low	5180	52	Low	5260
44	Mid	5220	60	Mid	5300
48	High	5240	64	High	5320

U-NII-2C (5470 - 5725 MHz)			U-NII-3 (5725 - 5850 MHz)		
Channel Number	Channel	Frequency (MHz)	Channel Number	Channel	Frequency (MHz)
100	Low	5500	149	Low	5745
116	Mid	5580	157	Mid	5785
140	High	5700	165	High	5825

For 802.11n(HT40)/ac(VHT40)

U-NII-1 (5150 - 5250 MHz)			U-NII-2A (5250 - 5350 MHz)		
Channel Number	Channel	Frequency (MHz)	Channel Number	Channel	Frequency (MHz)
38	Low	5190	54	Low	5270
46	High	5230	62	High	5310

U-NII-2C (5150 - 5250 MHz)			U-NII-3 (5725 - 5850 MHz)		
Channel Number	Channel	Frequency (MHz)	Channel Number	Channel	Frequency (MHz)
102	Low	5510	151	Low	5755
118	Mid	5590	159	High	5795
134	High	5670			

For 802.11ac(VHT80)

U-NII-1 (5150 - 5250 MHz)			U-NII-2A (5250 - 5350 MHz)		
Channel Number	Channel	Frequency (MHz)	Channel Number	Channel	Frequency (MHz)
42	Mid	5210	58	Mid	5290

U-NII-2C (5470 - 5725 MHz)			U-NII-3 (5725 - 5850 MHz)		
Channel Number	Channel	Frequency (MHz)	Channel Number	Channel	Frequency (MHz)
106	Low	5530	155	Mid	5775
122	High	5610			

Note: Preliminary tests were performed in different data rate in above table to find the worst radiated emission. The data rate shown in the table below is the worst-case rate with respect to the specific test item. Investigation has been done on all the possible configurations for searching the worst cases. The following table is a list of the test modes shown in this test report.

Test Items	Mode	Data Rate	Modulation Type	U-NII-1 Channel	U-NII-2A Channel	U-NII-2C Channel	U-NII-3 Channel
RF Output Power	11a	6	BPSK	48/44/36	64/60/52	140/116/100	165/157/149
	11n(20 MHz)	6.5		48/44/36	64/60/52	140/116/100	165/157/149
	11n(40 MHz)	13.5		46/38	62/54	134/118/102	159/151
	11ac(20 MHz)	6.5		48/44/36	64/60/52	140/116/100	165/157/149
	11ac(40 MHz)	13.5		46/38	62/54	134/118/102	159/151
	11ac(80 MHz)	29.3		42	58	122/106	155
Emission Bandwidth & 99% Occupied Bandwidth	11a	6	BPSK	48/44/36	64/60/52	140/116/100	165/157/149
	11n(20 MHz)	6.5		48/44/36	64/60/52	140/116/100	165/157/149
	11n(40 MHz)	13.5		46/38	62/54	134/118/102	159/151
	11ac(20 MHz)	6.5		48/44/36	64/60/52	140/116/100	165/157/149
	11ac(40 MHz)	13.5		46/38	62/54	134/118/102	159/151
	11ac(80 MHz)	29.3		42	58	122/106	155
6 dB bandwidth	11a	6	BPSK	N/A	N/A	N/A	165/157/149
	11n(20 MHz)	6.5		N/A	N/A	N/A	165/157/149
	11n(40 MHz)	13.5		N/A	N/A	N/A	159/151
	11ac(20 MHz)	6.5		N/A	N/A	N/A	165/157/149
	11ac(40 MHz)	13.5		N/A	N/A	N/A	159/151
	11ac(80 MHz)	29.3		N/A	N/A	N/A	155
Power Spectral Density	11a	6	BPSK	48/44/36	64/60/52	140/116/100	165/157/149
	11n(20 MHz)	6.5		48/44/36	64/60/52	140/116/100	165/157/149
	11n(40 MHz)	13.5		46/38	62/54	134/118/102	159/151
	11ac(20 MHz)	6.5		48/44/36	64/60/52	140/116/100	165/157/149
	11ac(40 MHz)	13.5		46/38	62/54	134/118/102	159/151
	11ac(80 MHz)	29.3		42	58	122/106	155
Radiated Spurious Emissions	11a	6	BPSK	48/44/36	64/60/52	140/116/100	165/157/149
	11n(20 MHz)	6.5		48/44/36	64/60/52	140/116/100	165/157/149
	11n(40 MHz)	13.5		46/38	62/54	134/118/102	159/151
	11ac(20 MHz)	6.5		48/44/36	64/60/52	140/116/100	165/157/149
	11ac(40 MHz)	13.5		46/38	62/54	134/118/102	159/151
	11ac(80 MHz)	29.3		42	58	122/106	155
Band Edge (Restricted -band)	11a	6	BPSK	48/36	64/52	140/100	165/149
	11n(20 MHz)	6.5		48/36	64/52	140/100	165/149
	11n(40 MHz)	13.5		46/38	62/54	134/102	159/151
	11ac(20 MHz)	6.5		48/36	64/52	140/100	165/149
	11ac(40 MHz)	13.5		46/38	62/54	134/102	159/151
	11ac(80 MHz)	29.3		42	58	122/106	155

3 SUMMARY OF TEST RESULTS

3.1 Test Standards

No.	Identity	Document Title
1	47 CFR Part 15 Subpart E (10-1-16 Edition)	Unlicensed National Information Infrastructure Devices
2	KDB Publication 789033 D02v02r01	Guidelines for Compliance Testing of Unlicensed National Information Infrastructure (U-NII) Devices Part 15, Subpart E
3	ANSI C63.10-2013	American National Standard for Testing Unlicensed Wireless Devices

3.2 Verdict

No.	Description	FCC Part No.	Test Result	Verdict
1	Antenna Requirement	15.203	--	Pass[Note1]
2	RF Output Power	15.407(a)	ANNEX A.1	Pass
3	Emission Bandwidth & 99% Occupied Bandwidth	15.407(a)	ANNEX A.2	Pass
4	6 dB bandwidth	15.407(e)	ANNEX A.3	Pass
5	Power Spectral Density	15.407(a)	ANNEX A.4	Pass
6	Conducted Emission	15.207	ANNEX A.5	Pass
7	Radiated Spurious Emissions and Band Edge (Restricted-band)	15.407(b)	ANNEX A.6	Pass
8	Receiver Spurious Emissions	--	--	N/A[Note2]

Note [1]: The EUT has a permanently and irreplaceable attached antenna, which complies with the requirement FCC 15.203.

Note [2]: Only radio communication receivers operating in stand-alone mode within the U-NII-30-960 MHz, as well as scanner receivers, are subject to Industry Canada requirements, so this test is not applicable.

Note [3]: Under all normal operating conditions specified in the user manual, frequency stability can keep radiation within the operating frequency band.

4 GENERAL TEST CONFIGURATIONS

4.1 Test Environments

During the measurement, the normal environmental conditions were within the listed ranges:

Relative Humidity	45% to 55%	
Atmospheric Pressure	100 kPa to 102 kPa	
Temperature	NT (Normal Temperature)	+22℃ to +25℃
	LT (Low Temperature)	0℃
	HT (High Temperature)	+35℃
Working Voltage of the EUT	NV (Normal Voltage)	3.87 V
	LV (Low Voltage)	3.43 V
	HV (High Voltage)	4.45 V

4.2 Test Equipment List

Description	Manufacturer	Model	Serial No.	Cal. Date	Cal. Due
Spectrum Analyzer	ROHDE&SCHWARZ	FSV-30	103118	2020.06.08	2021.06.07
Switch Unit with OSP-B157	ROHDE&SCHWARZ	OSP120	101270	2020.06.08	2021.06.07
EMI Receiver	KEYSIGHT	N9038A	MY53220118	2020.06.09	2021.06.08
EMI Receiver	ROHDE&SCHWARZ	ESRP	101036	2020.06.09	2021.06.08
LISN	SCHWARZBECK	NSLK 8127	8127-687	2020.06.09	2021.06.08
Bluetooth Tester	ROHDE&SCHWARZ	CBT	101005	2020.06.08	2021.06.07
DC Power Supply	ROHDE&SCHWARZ	HMP2020	018141664	2020.06.08	2021.06.07
Power Splitter	KMW	DCPD-LDC	1305003215	--	--
Power Sensor	ROHDE&SCHWARZ	NRP-Z21	103971	2020.06.08	2021.06.07
Attenuator (20 dB)	KMW	ZA-S1-201	110617091	--	--
Attenuator (6 dB)	KMW	ZA-S1-61	1305003189	--	--
Temperature Chamber	AHK	SP20	1412	2020.06.10	2021.06.09
Test Antenna-Loop(9 kHz-30 MHz)	SCHWARZBECK	FMZB 1519	1519-037	2019.10.29	2021.10.28
Test Antenna-Bi-Log(30 MHz-3 GHz)	SCHWARZBECK	VULB 9163	9163-624	2019.07.02	2021.07.01
Test Antenna-Horn(1-18 GHz)	SCHWARZBECK	BBHA 9120D	9120D-1917	2019.07.02	2021.07.01
Test Antenna-Horn (18-40 GHz)	A-INFO	LB-180400KF	J211060273	2021.01.05	2023.01.04
Anechoic Chamber	RAINFORD	9m*6m*6m	N/A	2017.02.21	2022.02.20
Anechoic Chamber	EMC Electronic Co., Ltd	20.10*11.60*7.35m	N/A	2018.08.08	2021.08.07
Shielded Enclosure	ChangNing	CN-130701	130703	--	--
Signal Generator	ROHDE&SCHWARZ	SMB100A	177746	2020.06.08	2021.06.07
Power Amplifier	OPHIR RF	5225F	1037	2021.02.18	2022.02.17
Power Amplifier	OPHIR RF	5273F	1016	2021.02.18	2022.02.17
Directional Coupler	Werlantone	C5982-10	109275	N/A	N/A
Directional Coupler	Werlantone	CHP-273E	S00801z-01	N/A	N/A

Description	Manufacturer	Model	Serial No.	Cal. Date	Cal. Due
Sound Level Meter	B&K	NL-20	00844023	2020.10.23	2021.10.22
Ear Simulator	B&K	4192-L-001	3038758	2021.02.18	2022.02.17
Audio analyzer	B&K	UPL 16	100129	2020.02.28	2021.02.27

Description	Manufacturer	Model	Serial No.	Cal. Date	Cal. Due
Spectrum Analyzer	ROHDE&SCHWARZ	FSV-30	103118	2020.06.08	2021.06.07
Switch Unit with OSP-B157	ROHDE&SCHWARZ	OSP120	101270	2020.06.08	2021.06.07
EMI Receiver	KEYSIGHT	N9038A	MY53220118	2020.06.09	2021.06.08
EMI Receiver	ROHDE&SCHWARZ	ESRP	101036	2020.06.09	2021.06.08
LISN	SCHWARZBECK	NSLK 8127	8127-687	2020.06.09	2021.06.08
Bluetooth Tester	ROHDE&SCHWARZ	CBT	101005	2020.06.08	2021.06.07
DC Power Supply	ROHDE&SCHWARZ	HMP2020	018141664	2020.06.08	2021.06.07
Power Splitter	KMW	DCPD-LDC	1305003215	--	--
Power Sensor	ROHDE&SCHWARZ	NRP-Z21	103971	2020.06.08	2021.06.07
Attenuator (20 dB)	KMW	ZA-S1-201	110617091	--	--
Attenuator (6 dB)	KMW	ZA-S1-61	1305003189	--	--
Temperature Chamber	AHK	SP20	1412	2020.06.10	2021.06.09
Test Antenna-Loop(9 kHz-30 MHz)	SCHWARZBECK	FMZB 1519	1519-037	2019.10.29	2021.10.28
Test Antenna-Bi-Log(30 MHz-3 GHz)	SCHWARZBECK	VULB 9163	9163-624	2019.07.02	2021.07.01
Test Antenna-Horn(1-18 GHz)	SCHWARZBECK	BBHA 9120D	9120D-1917	2019.07.02	2021.07.01
Test Antenna-Horn (18-40 GHz)	A-INFO	LB-180400KF	J211060273	2021.01.05	2023.01.04
Anechoic Chamber	RAINFORD	9m*6m*6m	N/A	2017.02.21	2022.02.20
Anechoic Chamber	EMC Electronic Co., Ltd	20.10*11.60*7.35m	N/A	2018.08.08	2021.08.07
Shielded Enclosure	ChangNing	CN-130701	130703	--	--
Signal Generator	ROHDE&SCHWARZ	SMB100A	177746	2020.06.08	2021.06.07
Power Amplifier	OPHIR RF	5225F	1037	2021.02.18	2022.02.17
Power Amplifier	OPHIR RF	5273F	1016	2021.02.18	2022.02.17
Directional Coupler	Werlantone	C5982-10	109275	N/A	N/A
Directional Coupler	Werlantone	CHP-273E	S00801z-01	N/A	N/A
Sound Level Meter	B&K	NL-20	00844023	2020.10.23	2021.10.22
Ear Simulator	B&K	4192-L-001	3038758	2021.02.18	2022.02.17
Audio analyzer	B&K	UPL 16	100129	2021.02.27	2022.02.26

4.3 Measurement Uncertainty

The following measurement uncertainty levels have been estimated for tests performed on the EUT as specified in CISPR 16-4-2.

This uncertainty represents an expanded uncertainty expressed at approximately the 95% confidence level using a coverage factor of k=2.

Measurement	Value
Occupied Channel Bandwidth	±4%
RF output power, conducted	±1.4 dB
Power Spectral Density, conducted	±2.5 dB
Unwanted Emissions, conducted	±2.8 dB
All emissions, radiated	±5.4 dB
Temperature	±1°C
Humidity	±4%

4.4 Description of Test Setup

4.4.1 For Antenna Port Test

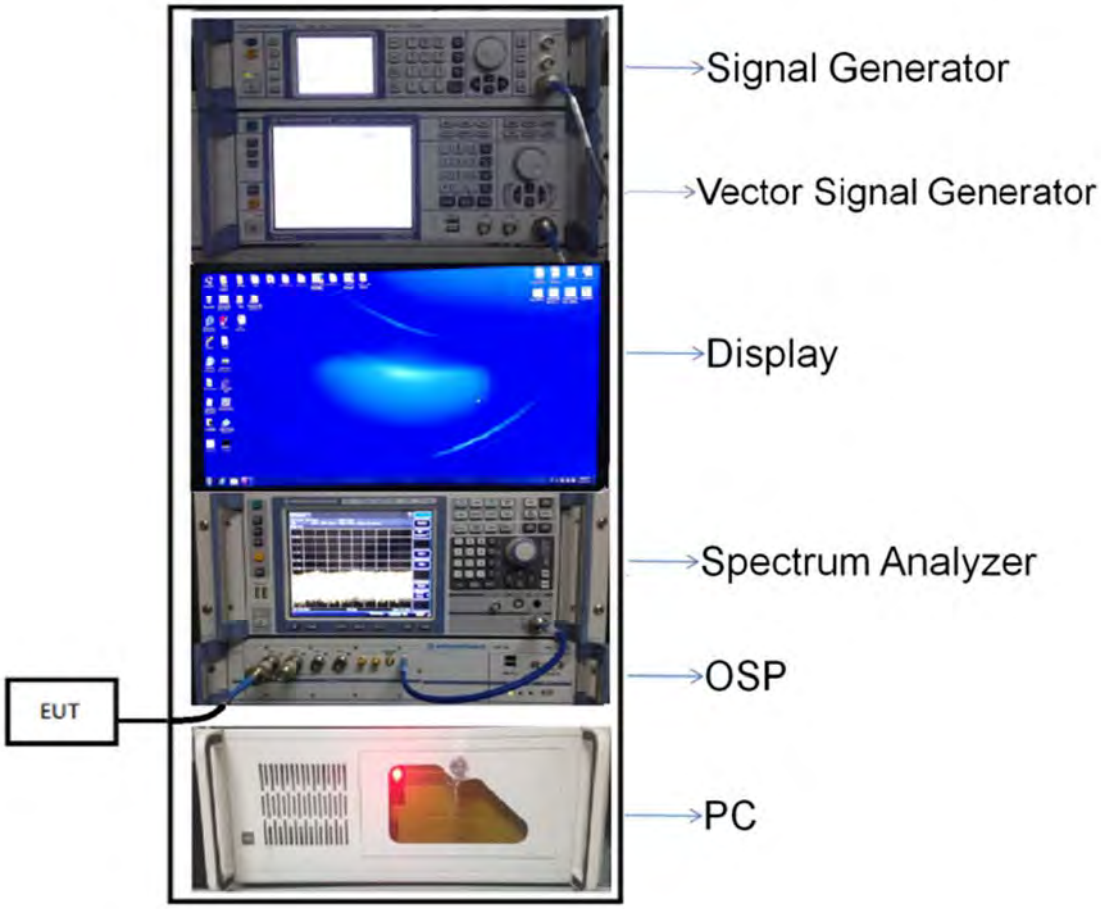

(Diagram 1)

4.4.2 For AC Power Supply Port Test

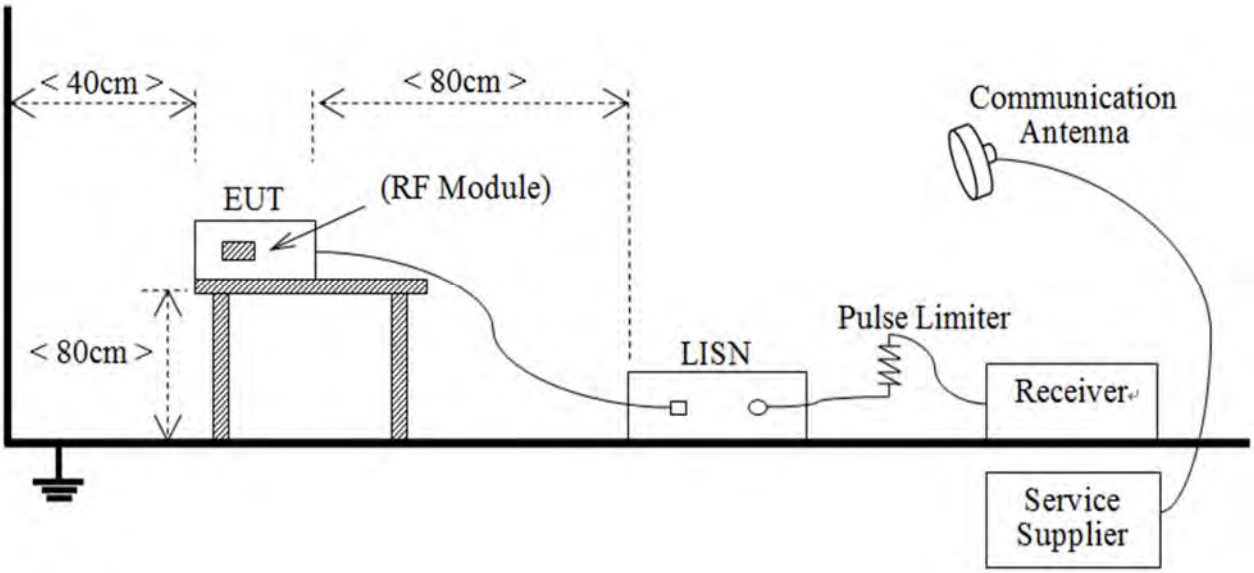

(Diagram 2)

4.4.3 For Radiated Test (Below 30 MHz)



(Diagram 3)

4.4.4 For Radiated Test (30 MHz-1 GHz)



(Diagram 4)

4.4.5 For Radiated Test (Above 1 GHz)

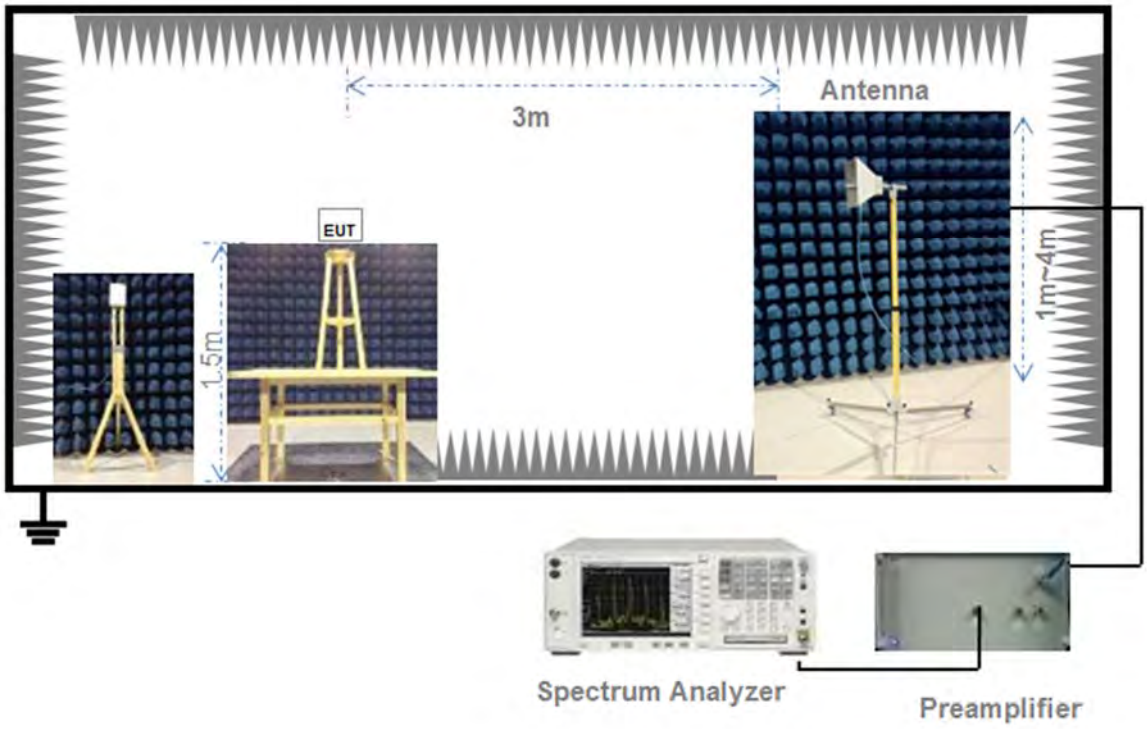

(Diagram 5)

5 TEST ITEMS

5.1 RF Output Power

5.1.1 Test Limit

FCC §15.407(a)

The maximum conducted output power should not exceed:

Frequency Band (MHz)	Limit
5150-5250	250 mW
5250-5350	250 mW or 11 dBm + 10log B, whichever is less.
5470-5725	250 mW or 11 dBm + 10log B, whichever is less.
5725-5850	1 W
Note: Where “B” is the 26 dB emissions bandwidth in MHz.	

RSS-247, 6.2

The maximum conducted output power shall not exceed:

Frequency Band (MHz)	Limit
5150-5250	N/A
5250-5350	250 mW or 11 dBm + 10log B, whichever is less.
5470-5725	250 mW or 11 dBm + 10log B, whichever is less.
5725-5850	1 W
Note: Where “B” is the 99% emissions bandwidth in MHz.	

The maximum e.i.r.p. shall not exceed:

Frequency Band (MHz)	Limit
5150-5250	200 mW or 10 dBm + 10log B, whichever is less.
5250-5350	1W or 17 dBm + 10log B, whichever is less.
5470-5725	1W or 17 dBm + 10log B, whichever is less.
5725-5850	N/A
Note: Where “B” is the 99% emissions bandwidth in MHz.	

5.1.2 Test Setup

The section 4.4.1 (Diagram 1) test setup description was used for this test. The photo of test setup please refer to ANNEX B.

5.1.3 Test Procedure

The maximum peak conducted output power may be measured using a broadband Average RF power meter. The power meter shall have a video bandwidth that is greater than or equal to the emission bandwidth and utilize a fast-responding diode detector.

The E.I.R.P used radiated test method. At a test site that has been validated using the procedures of ANSI C63.4 or the latest CISPR 16-1-4 for measurements above 1 GHz, so as to simulate a near free-space environment.

5.1.4 Test Result

Please refer to ANNEX A.1.

5.2 Emission Bandwidth and 6 dB Bandwidth

5.2.1 Limit

FCC §15.407(a), RSS-247, 6.2

Within the 5.725-5.85 GHz band, the minimum 6 dB bandwidth of U-NII devices shall be at least 500 kHz.

5.2.2 Test Setup

The test setup photo please refer to 4.4.1 (Diagram 1) test setup description was used for this test. The photo of test setup please refer to ANNEX B.

5.2.3 Test Procedure

Emission bandwidth

1. Set RBW = approximately 1% of the emission bandwidth.

2. Set VBW ≥ 3*RBW,

3. Detector = Peak.

4. Trace mode = Max hold.

5. Measure the maximum width of the emission that is 26 dB down from the peak of the emission.

Occupied Bandwidth

1. Set Span = 1.5 times to 5.0 times the OBW

2. Set RBW = 1% to 5% of the OBW.

3. Set VBW ≥ 3*RBW, Detector = Peak.

4. Trace mode = Max hold.

5. Use the 99% power bandwidth function of the instrument.

6 dB bandwidth

1. Set RBW = 100 kHz, VBW = 300 kHz.

2. Detector = Peak.Trace mode = Max hold.

3. Allow the trace to stabilize.

4. Measure the maximum width of the emission that is constrained by the frequencies associated with the two outermost amplitude points (upper and lower frequencies) that are attenuated by 6 dB relative to the maximum level measured in the fundamental emission.

5.2.4 Test Result

Please refer to ANNEX A.2 and ANNEX A.3.

5.3 Power Spectral density (PSD)

5.3.1 Limit

FCC §15.407(a)

The maximum power spectral density should not exceed:

Frequency Band (MHz)	Limit
5150-5250	11 dBm/MHz
5250-5350	11 dBm/MHz
5470-5725	11 dBm/MHz
5725-5850	30 dBm/500kHz

RSS-247, 6.2

The maximum power spectral density should not exceed:

Frequency Band (MHz)	Limit
5150-5250	N/A
5250-5350	11 dBm/MHz
5470-5725	11 dBm/MHz
5725-5850	30 dBm/500kHz

The e.i.r.p. spectral density should not exceed:

Frequency Band (MHz)	Limit
5150-5250	10 dBm/MHz
5250-5350	N/A
5470-5725	N/A
5725-5850	N/A

5.3.2 Test Setup

The section 4.4.1 (Diagram 1) test setup description was used for this test. The photo of test setup please refer to ANNEX B.

5.3.3 Test Procedure

Set the spectrum analyzer or EMI receiver span to view the entire emission bandwidth.

1. Set RBW = 510 kHz/1 MHz, VBW ≥ 3*RBW, Sweep time = Auto, Detector = RMS.
2. Allow the sweeps to continue until the trace stabilizes.
3. Use the peak marker function to determine the maximum amplitude level.
4. The E.I.R.P spectral density used radiated test method. At a test site that has been validated using the procedures of ANSI C63.4 or the latest CISPR 16-1-4 for measurements above 1 GHz, so as to simulate a near free-space environment.

5.3.4 Test Result

Please refer to ANNEX A.4.

5.4 Conducted Emission

5.4.1 Limit

FCC §15.207, RSS-GEN, 8.8

For an intentional radiator that is designed to be connected to the public utility (AC) power line, the radio frequency voltage that is conducted back onto the AC power line on any frequency within the U-NII-150 kHz to 30 MHz shall not exceed the limits in the following table, as measured using a 50μH/50Ω line impedance stabilization network (LISN).

Frequency range (MHz)	Conducted Limit (dBμV)	
	Quai-peak	Average
0.15 - 0.50	66 to 56	56 to 46
0.50 - 5	56	46
0.50 - 30	60	50

5.4.2 Test Setup

The section 4.4.2 (Diagram 2) test setup description was used for this test. The photo of test setup please refer to ANNEX B.

5.4.3 Test Procedure

The maximum conducted interference is searched using Peak (PK), if the emission levels more than the AV and QP limits, and that have narrow margins from the AV and QP limits will be re-measured with AV and QP detectors. Tests for both L phase and N phase lines of the power mains connected to the EUT are performed. Refer to recorded points and plots below.

5.4.4 Test Result

Please refer to ANNEX A.5.

5.5 Radiated Spurious Emissions and Band Edge (Restricted-band)

5.5.1 Limit

FCC §15.209 & 15.407(b), RSS-247, 6.2

Frequency (MHz)	Field Strength (μV/m)	Measurement Distance (m)
0.009 - 0.490	2400/F(kHz)	300
0.490 - 1.705	24000/F(kHz)	30
1.705 - 30.0	30	30
30 - 88	100	3
88 - 216	150	3
216 - 960	200	3
Above 960	500	3

Note [1]: The Limit for radiated test was performed according to FCC Part 15C
Note [2]: The tighter limit applies at the band edge.

Un-restricted band emissions	
Out Operating Band (MHz)	Limit
5150 - 5250	e.i.r.p. -27 dBm (68.2 dBuV/m@3m)
5250 - 5350	e.i.r.p. -27 dBm (68.2 dBuV/m@3m)
5470 - 5725	e.i.r.p. -27 dBm (68.2 dBuV/m@3m)
5725 - 5850	All emissions shall be limited to a level of -27 dBm/MHz at 75 MHz or more above or below the band edge increasing linearly to 10 dBm/MHz at 25 MHz above or below the band edge, and from 25 MHz above or below the band edge increasing linearly to a level of 15.6 dBm/MHz at 5 MHz above or below the band edge, and from 5 MHz above or below the band edge increasing linearly to a level of 27 dBm/MHz at the band edge. 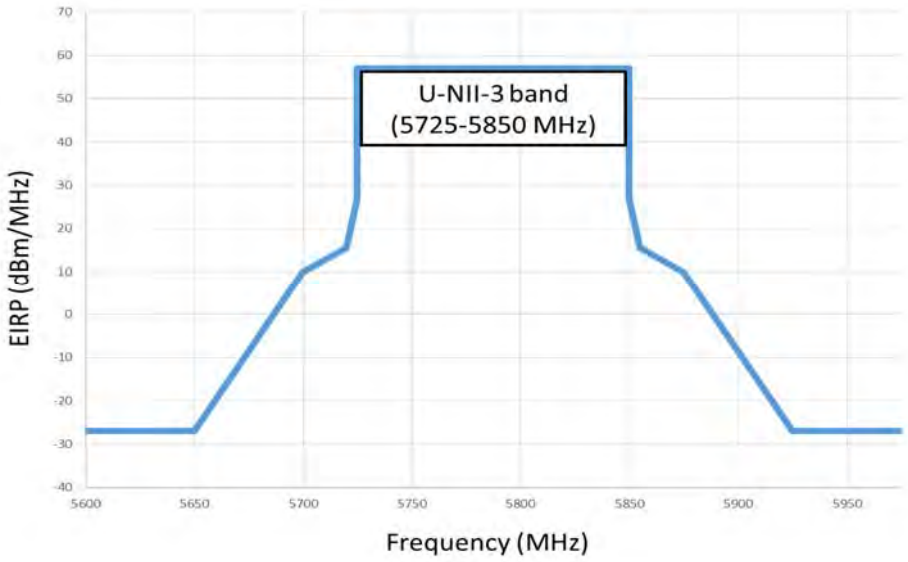

Note: The following formula is used to convert the equipment isotropic radiated power (eirp) to field strength.

5.5.2 Test Setup

The section 4.4.3-4.4.5 (Diagram 3 - Diagram 5) test setup description was used for this test. The photo of test

setup please refer to ANNEX B.

5.5.3 Test Procedure

Since the emission limits are specified in terms of radiated field strength levels, measurements performed to demonstrate compliance have traditionally relied on a radiated test configuration. Radiated measurements remain the principal method for demonstrating compliance to the specified limits; however antenna-port conducted measurements are also now acceptable to demonstrate compliance (see below for details). When radiated measurements are utilized, test site requirements and procedures for maximizing and measuring radiated emissions that are described in ANSI C63.10 shall be followed.

Antenna-port conducted measurements may also be used as an alternative to radiated measurements for demonstrating compliance in the restricted frequency bands. If conducted measurements are performed, then proper impedance matching must be ensured and an additional radiated test for cabinet/case spurious emissions is required.

General Procedure for conducted measurements in restricted bands

a) Measure the conducted output power (in dBm) using the detector specified (see guidance regarding measurement procedures for determining quasi-peak, peak, and average conducted output power, respectively).

b) Add the maximum transmit antenna gain (in dBi) to the measured output power level to determine the EIRP level (see guidance on determining the applicable antenna gain)

c) Add the appropriate maximum ground reflection factor to the EIRP level (6 dB for frequencies ≤ 30 MHz, 4.7 dB for frequencies between 30 MHz and 1000 MHz, inclusive and 0 dB for frequencies > 1000 MHz).

d) For devices with multiple antenna-ports, measure the power of each individual chain and sum the EIRP of all chains in linear terms (e.g., Watts, mW).

e) Convert the resultant EIRP level to an equivalent electric field strength using the following relationship:

$E = EIRP – 20\log D + 104.8$

where:

E = electric field strength in dBμV/m,

EIRP = equivalent isotropic radiated power in dBm

D = specified measurement distance in meters.

f) Compare the resultant electric field strength level to the applicable limit.

g) Perform radiated spurious emission test.

Quasi-Peak measurement procedure

The specifications for measurements using the CISPR quasi-peak detector can be found in Publication 16 of the International Special Committee on Radio Frequency Interference (CISPR) of the International Electrotechnical Commission.

As an alternative to CISPR quasi-peak measurement, compliance can be demonstrated to the applicable emission limits using a peak detector.

Peak power measurement procedure

Peak emission levels are measured by setting the instrument as follows:

a) RBW = as specified in Table 1.

b) VBW ≥ 3 x RBW.

c) Detector = Peak.

d) Sweep time = auto.

e) Trace mode = max hold.

f) Allow sweeps to continue until the trace stabilizes. (Note that the required measurement time may be longer for low duty cycle applications).

Table 1—RBW as a function of frequency

Frequency	RBW
9-150 kHz	200-300 Hz
0.15-30 MHz	9-10 kHz
30-1000 MHz	100-120 kHz
> 1000 MHz	1 MHz

If the peak-detected amplitude can be shown to comply with the average limit, then it is not necessary to perform a separate average measurement.

Trace averaging across on and off times of the EUT transmissions followed by duty cycle correction

If continuous transmission of the EUT (i.e., duty cycle ≥ 98 percent) cannot be achieved and the duty cycle is constant (i.e., duty cycle variations are less than ± 2 percent), then the following procedure shall be used:

a) The EUT shall be configured to operate at the maximum achievable duty cycle.

b) Measure the duty cycle, x, of the transmitter output signal as described in section 6.0.

c) RBW = 1 MHz (unless otherwise specified).

d) VBW ≥ 3 x RBW.

e) Detector = RMS, if span/(# of points in sweep) ≤ (RBW/2). Satisfying this condition may require increasing the number of points in the sweep or reducing the span. If this condition cannot be satisfied, then the detector mode shall be set to peak.

f) Averaging type = power (i.e., RMS).

1) As an alternative, the detector and averaging type may be set for linear voltage averaging.

2) Some instruments require linear display mode in order to use linear voltage averaging. Log or dB averaging shall not be used.

g) Sweep time = auto.

h) Perform a trace average of at least 100 traces.

i) A correction factor shall be added to the measurement results prior to comparing to the emission limit in order to compute the emission level that would have been measured had the test been performed at 100 percent duty cycle. The correction factor is computed as follows:

1) If power averaging (RMS) mode was used in step f), then the applicable correction factor is 10 log(1/x), where x is the duty cycle.

2) If linear voltage averaging mode was used in step f), then the applicable correction factor is 20 log(1/x), where

x is the duty cycle.

3) If a specific emission is demonstrated to be continuous (≥ 98 percent duty cycle) rather than turning on and off with the transmit cycle, then no duty cycle correction is required for that emission.

NOTE: Reduction of the measured emission amplitude levels to account for operational duty factor is not permitted. Compliance is based on emission levels occurring during transmission - not on an average across on and off times of the transmitter.

Determining the applicable transmit antenna gain

A conducted power measurement will determine the maximum output power associated with a restricted band emission; however, in order to determine the associated EIRP level, the gain of the transmitting antenna (in dBi) must be added to the measured output power (in dBm).

Since the out-of-band characteristics of the EUT transmit antenna will often be unknown, the use of a conservative antenna gain value is necessary. Thus, when determining the EIRP based on the measured conducted power, the upper bound on antenna gain for a device with a single RF output shall be selected as the maximum in-band gain of the antenna across all operating bands, or 2 dBi, whichever is greater. However, for devices that operate in multiple frequency bands while using the same transmit antenna, the highest gain of the antenna within the operating band nearest in frequency to the restricted band emission being measured may be used in lieu of the overall highest gain when the emission is at a frequency that is within 20 percent of the nearest band edge frequency, but in no case shall a value less than 2 dBi be used.

See KDB 662911 for guidance on calculating the additional array gain term when determining the effective antenna gain for a EUT with multiple outputs occupying the same or overlapping frequency ranges in the same band.

Radiated spurious emission test

An additional consideration when performing conducted measurements of restricted band emissions is that unwanted emissions radiating from the EUT cabinet, control circuits, power leads, or intermediate circuit elements will likely go undetected in a conducted measurement configuration. To address this concern, a radiated test shall be performed to ensure that emissions emanating from the EUT cabinet (rather than the antenna port) also comply with the applicable limits.

For these cabinet radiated spurious emission measurements the EUT transmit antenna may be replaced with a termination matching the nominal impedance of the antenna. Procedures for performing radiated measurements are specified in ANSI C63.10. All detected emissions shall comply with the applicable limits.

The measurement frequency range is from 30 MHz to the 10th harmonic of the fundamental frequency. The Turn Table is actuated to turn from 0° to 360°, and both horizontal and vertical polarizations of the Test Antenna are used to find the maximum radiated power. Mid channels on all channel bandwidth verified. Only the worst RB size/offset presented.

The power of the EUT transmitting frequency should be ignored.

All Spurious Emission tests were performed in X, Y, Z axis direction. And only the worst axis test condition was recorded in this test report.

Use the following spectrum analyzer settings:

Span = wide enough to fully capture the emission being measured
RBW = 1 MHz for f ≥ 1 GHz, 100 kHz for f < 1 GHz
VBW ≥ RBW
Sweep = auto

Detector function = peak
Trace = max hold

5.5.4 Test Result

Please refer to ANNEX A.6.

ANNEX A TEST RESULT

A.1 RF Output Power

Note [1]: For FCC standard, if transmitting antennas of directional gain greater than 6 dBi are used, all band maximum conducted output power shall be reduced by the amount in dB that the directional gain of the antenna exceeds 6 dBi.

Conducted Power

U-NII-1 (5150 - 5250 MHz)					
Mode	Channel	Conducted Power (dBm)	Conducted Power (mW)	FCC Limit (mW)	Verdict
11a	CH36	17.13	51.64	250	Pass
11a	CH44	17.10	51.29	250	Pass
11a	CH48	17.05	50.70	250	Pass
11n (HT20)	CH36	14.91	30.97	250	Pass
11n (HT20)	CH44	16.98	49.89	250	Pass
11n (HT20)	CH48	16.87	48.64	250	Pass
11n (HT40)	CH38	13.49	22.34	250	Pass
11n (HT40)	CH46	15.97	39.54	250	Pass
11ac (VHT20)	CH36	16.47	44.36	250	Pass
11ac (VHT20)	CH44	16.90	48.98	250	Pass
11ac (HVT20)	CH48	16.91	49.09	250	Pass
11ac (VHT40)	CH38	13.95	24.83	250	Pass
11ac (VHT40)	CH46	15.95	39.36	250	Pass
11ac (VHT80)	CH42	14.42	27.67	250	Pass

U-NII-2A (5250 - 5350 MHz)					
Mode	Channel	Conducted Power (dBm)	Conducted Power (mW)	FCC Limit (mW)	Verdict
11a	CH52	17.01	50.23	250	Pass
11a	CH60	17.06	50.82	250	Pass
11a	CH64	14.53	28.38	250	Pass
11n (HT20)	CH52	16.90	48.98	250	Pass
11n (HT20)	CH60	17.01	50.23	250	Pass
11n (HT20)	CH64	14.30	26.92	250	Pass
11n (HT40)	CH54	15.87	38.64	250	Pass
11n (HT40)	CH62	12.94	19.68	250	Pass
11ac (VHT20)	CH52	16.95	49.55	250	Pass
11ac (VHT20)	CH60	16.79	47.75	250	Pass
11ac (HVT20)	CH64	15.29	33.81	250	Pass
11ac (VHT40)	CH54	15.93	39.17	250	Pass
11ac (VHT40)	CH62	14.96	31.33	250	Pass
11ac (VHT80)	CH58	13.72	23.55	250	Pass

U-NII-2C (5470 - 5725 MHz)					
Mode	Channel	Conducted Power (dBm)	Conducted Power (mW)	FCC Limit (mW)	Verdict
11a	CH100	15.98	39.63	250	Pass
11a	CH116	18.32	67.92	250	Pass
11a	CH140	14.90	30.90	250	Pass
11n (HT20)	CH100	14.69	29.44	250	Pass
11n (HT20)	CH116	18.22	66.37	250	Pass
11n (HT20)	CH140	14.26	26.67	250	Pass
11n (HT40)	CH102	13.27	21.23	250	Pass
11n (HT40)	CH118	17.28	53.46	250	Pass
11n (HT40)	CH134	14.23	26.49	250	Pass
11ac (VHT20)	CH100	15.80	38.02	250	Pass
11ac (VHT20)	CH116	18.12	64.86	250	Pass
11ac (VHT20)	CH140	14.22	26.42	250	Pass
11ac (VHT40)	CH102	13.74	23.66	250	Pass
11ac (VHT40)	CH118	17.28	53.46	250	Pass
11ac (VHT40)	CH134	15.68	36.98	250	Pass
11ac (VHT80)	CH106	13.60	22.91	250	Pass
11ac (VHT80)	CH122	16.06	40.36	250	Pass

U-NII-3 (5725 - 5850 MHz)					
Mode	Channel	Conducted Power (dBm)	Conducted Power (mW)	FCC Limit (mW)	Verdict
11a	CH149	14.29	26.85	1000	Pass
11a	CH157	14.31	26.98	1000	Pass
11a	CH165	14.35	27.23	1000	Pass
11n (HT20)	CH149	14.02	25.23	1000	Pass
11n (HT20)	CH157	14.17	26.12	1000	Pass
11n (HT20)	CH165	14.20	26.30	1000	Pass
11n (HT40)	CH151	14.18	26.18	1000	Pass
11n (HT40)	CH159	14.22	26.42	1000	Pass
11ac (VHT20)	CH149	14.14	25.94	1000	Pass
11ac (VHT20)	CH157	14.16	26.06	1000	Pass
11ac (VHT20)	CH165	14.11	25.76	1000	Pass
11ac (VHT40)	CH151	14.30	26.92	1000	Pass
11ac (VHT40)	CH159	14.26	26.67	1000	Pass
11ac (VHT80)	CH155	14.12	25.82	1000	Pass

A.2 Emission Bandwidth & 99% Bandwidth

Note: Test plots please refer to the document “Annex No.: BL-SZ2120324-604 Data Part 1.pdf”.

Test Data

U-NII-1 (5150 - 5250 MHz)			
Mode	Channel	26 dB Bandwidth (MHz)	99% Bandwidth (MHz)
11a	CH36	20.16	16.61
11a	CH44	20.28	16.61
11a	CH48	20.24	16.67
11n (HT20)	CH36	20.40	17.71
11n (HT20)	CH44	20.56	17.71
11n (HT20)	CH48	20.52	17.71
11n (HT40)	CH38	40.80	36.12
11n (HT40)	CH46	40.80	36.47
11ac (VHT20)	CH36	20.40	17.71
11ac (VHT20)	CH44	20.44	17.71
11ac (VHT20)	CH48	20.76	17.71
11ac (VHT40)	CH38	40.80	36.12
11ac (VHT40)	CH46	41.10	36.24
11ac (VHT80)	CH42	81.60	75.48

U-NII-2A (5250 - 5350 MHz)			
Mode	Channel	26 dB Bandwidth (MHz)	99% Bandwidth (MHz)
11a	CH52	20.28	16.67
11a	CH60	20.12	16.67
11a	CH64	20.04	16.56
11n (HT20)	CH52	20.48	17.71
11n (HT20)	CH60	20.64	17.71
11n (HT20)	CH64	20.36	17.66
11n (HT40)	CH54	41.30	36.47
11n (HT40)	CH62	41.00	36.35
11ac (VHT20)	CH52	20.48	17.71
11ac (VHT20)	CH60	20.68	17.71
11ac (VHT20)	CH64	20.36	17.66
11ac (VHT40)	CH54	41.20	36.35
11ac (VHT40)	CH62	40.90	36.35
11ac (VHT80)	CH58	81.60	75.48

U-NII-2C (5470 - 5725 MHz)			
Mode	Channel	26 dB Bandwidth (MHz)	99% Bandwidth (MHz)
11a	CH100	20.04	16.56
11a	CH116	21.60	16.79
11a	CH140	20.00	16.56
11n (HT20)	CH100	20.32	17.60
11n (HT20)	CH116	21.56	17.83
11n (HT20)	CH140	20.36	17.60
11n (HT40)	CH102	41.10	36.24
11n (HT40)	CH118	41.60	36.58
11n (HT40)	CH134	41.30	36.24
11ac (VHT20)	CH100	20.32	17.60
11ac (VHT20)	CH116	21.20	17.83
11ac (VHT20)	CH140	20.36	17.60
11ac (VHT40)	CH102	40.90	36.12
11ac (VHT40)	CH118	41.40	36.35
11ac (VHT40)	CH134	41.20	36.24
11ac (VHT80)	CH106	81.20	75.02
11ac (VHT80)	CH122	81.20	75.48

U-NII-3 (5725 - 5850 MHz)			
Mode	Channel	26 dB Bandwidth (MHz)	99% Bandwidth (MHz)
11a	CH149	19.96	16.56
11a	CH157	20.00	16.56
11a	CH165	20.12	16.56
11n (HT20)	CH149	20.44	17.60
11n (HT20)	CH157	20.32	17.66
11n (HT20)	CH165	20.36	17.60
11n (HT40)	CH151	41.10	36.35
11n (HT40)	CH159	40.80	36.24
11ac (VHT20)	CH149	20.36	17.60
11ac (VHT20)	CH157	20.36	17.60
11ac (VHT20)	CH165	20.32	17.60
11ac (VHT40)	CH151	41.20	36.24
11ac (VHT40)	CH159	40.80	36.24
11ac (VHT80)	CH155	81.80	75.48

A.3 6 dB Bandwidth

Note: Test plots please refer to the document “Annex No.: BL-SZ2120324-604 Data Part 2.pdf”.

U-NII-3 (5725 - 5850 MHz)				
Mode	Channel	6 dB Bandwidth (MHz)	Limit (kHz)	Verdict
11a	CH149	15.27	500.00	Pass
11a	CH157	15.22	500.00	Pass
11a	CH165	15.27	500.00	Pass
11n (HT20)	CH149	15.27	500.00	Pass
11n (HT20)	CH157	15.22	500.00	Pass
11n (HT20)	CH165	15.27	500.00	Pass
11n (HT40)	CH151	35.17	500.00	Pass
11n (HT40)	CH159	35.17	500.00	Pass
11ac (VHT20)	CH149	15.22	500.00	Pass
11ac (VHT20)	CH157	15.22	500.00	Pass
11ac (VHT20)	CH165	15.27	500.00	Pass
11ac (VHT40)	CH151	35.17	500.00	Pass
11ac (VHT40)	CH159	35.17	500.00	Pass
11ac (VHT80)	CH155	75.17	500.00	Pass

A.4 Power Spectral Density

Note: Test plots please refer to the document “Annex No.: BL-SZ2120324-604 Data Part 3.pdf”.

Test Data

Note [1]: The RBW used in U-NII-3 is 1 MHz, and the PSD factor is: 10*log (500 kHz/RBW) =-3 dBm.

U-NII-1 (5150 - 5250 MHz)				
Mode	Channel	PSD (dBm/MHz)	Limit (dBm/MHz)	Verdict
11a	CH36	7.20	11.00	Pass
11a	CH44	6.55	11.00	Pass
11a	CH48	6.63	11.00	Pass
11n (HT20)	CH36	2.99	11.00	Pass
11n (HT20)	CH44	6.19	11.00	Pass
11n (HT20)	CH48	6.30	11.00	Pass
11n (HT40)	CH38	-1.45	11.00	Pass
11n (HT40)	CH46	1.66	11.00	Pass
11ac (VHT20)	CH36	4.69	11.00	Pass
11ac (VHT20)	CH44	6.40	11.00	Pass
11ac (VHT20)	CH48	6.73	11.00	Pass
11ac (VHT40)	CH38	-1.15	11.00	Pass
11ac (VHT40)	CH46	1.97	11.00	Pass
11ac (VHT80)	CH42	-4.48	11.00	Pass

U-NII-2A (5250 - 5350 MHz)				
Mode	Channel	PSD (dBm/MHz)	Limit (dBm/MHz)	Verdict
11a	CH52	6.57	11.00	Pass
11a	CH60	6.58	11.00	Pass
11a	CH64	2.30	11.00	Pass
11n (HT20)	CH52	6.43	11.00	Pass
11n (HT20)	CH60	6.29	11.00	Pass
11n (HT20)	CH64	1.95	11.00	Pass
11n (HT40)	CH54	2.26	11.00	Pass
11n (HT40)	CH62	-3.12	11.00	Pass
11ac (VHT20)	CH52	6.30	11.00	Pass
11ac (VHT20)	CH60	6.20	11.00	Pass
11ac (VHT20)	CH64	2.95	11.00	Pass
11ac (VHT40)	CH54	2.15	11.00	Pass
11ac (VHT40)	CH62	-0.93	11.00	Pass
11ac (VHT80)	CH58	-5.08	11.00	Pass

U-NII-2C (5470 - 5725 MHz)				
Mode	Channel	PSD (dBm/MHz)	Limit (dBm/MHz)	Verdict
11a	CH100	4.14	11.00	Pass
11a	CH116	7.62	11.00	Pass
11a	CH140	2.33	11.00	Pass
11n (HT20)	CH100	2.58	11.00	Pass
11n (HT20)	CH116	7.50	11.00	Pass
11n (HT20)	CH140	1.67	11.00	Pass
11n (HT40)	CH102	-2.18	11.00	Pass
11n (HT40)	CH118	2.89	11.00	Pass
11n (HT40)	CH134	-1.97	11.00	Pass
11ac (VHT20)	CH100	3.82	11.00	Pass
11ac (VHT20)	CH116	7.48	11.00	Pass
11ac (VHT20)	CH140	1.69	11.00	Pass
11ac (VHT40)	CH102	-1.59	11.00	Pass
11ac (VHT40)	CH118	3.19	11.00	Pass
11ac (VHT40)	CH134	-0.55	11.00	Pass
11ac (VHT80)	CH106	-5.36	11.00	Pass
11ac (VHT80)	CH122	-2.85	11.00	Pass

U-NII-3 (5725 - 5850 MHz)				
Mode	Channel	PSD (dBm/500kHz)	Limit (dBm/500kHz)	Verdict
11a	CH149	0.53	30.00	Pass
11a	CH157	0.90	30.00	Pass
11a	CH165	0.61	30.00	Pass
11n (HT20)	CH149	0.14	30.00	Pass
11n (HT20)	CH157	0.49	30.00	Pass
11n (HT20)	CH165	0.35	30.00	Pass
11n (HT40)	CH151	-3.05	30.00	Pass
11n (HT40)	CH159	-2.25	30.00	Pass
11ac (VHT20)	CH149	0.13	30.00	Pass
11ac (VHT20)	CH157	0.59	30.00	Pass
11ac (VHT20)	CH165	0.42	30.00	Pass
11ac (VHT40)	CH151	-3.11	30.00	Pass
11ac (VHT40)	CH159	-2.61	30.00	Pass
11ac (VHT80)	CH155	-6.65	30.00	Pass

A.5 Conducted Emissions

Note [1]: The EUT is working in the Normal link mode. All modes have been tested and normal link mode is worst.
Note [2]: Devices subject to Part 15 must be tested for all available U.S. voltages and frequencies (such as a nominal 120 VAC, 60 Hz and 240 VAC, 50 Hz) for which the device is capable of operation. So, The configuration 120 VAC, 60 Hz and 240 VAC, 50 Hz were tested respectively, but only the worst configuration (120 VAC, 60 Hz) shown here.

Test Data and Plots

PHASE L

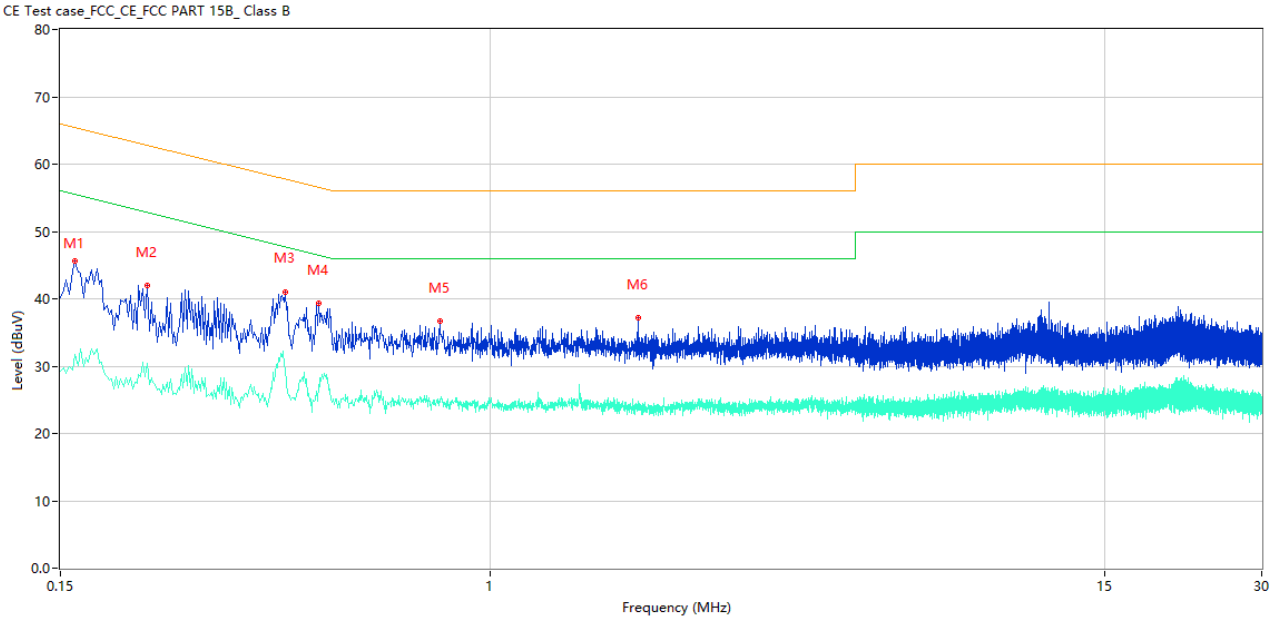

No.	Frequency (MHz)	Results (dBuV)	Factor (dB)	Limit (dBuV)	Over Limit (dB)	Detector	Line	Verdict
1	0.160	45.65	10.40	65.46	-19.81	Peak	L	Pass
1**	0.160	31.75	10.40	55.46	-23.71	AV	L	Pass
2	0.220	41.92	10.37	62.82	-20.90	Peak	L	Pass
2**	0.220	30.49	10.37	52.82	-22.33	AV	L	Pass
3	0.404	41.04	10.31	57.77	-16.73	Peak	L	Pass
3**	0.404	29.80	10.31	47.77	-17.97	AV	L	Pass
4	0.468	39.38	10.30	56.55	-17.17	Peak	L	Pass
4**	0.468	27.25	10.30	46.55	-19.30	AV	L	Pass
5	0.800	36.64	10.27	56.00	-19.36	Peak	L	Pass
5**	0.800	24.65	10.27	46.00	-21.35	AV	L	Pass
6	1.914	37.11	10.25	56.00	-18.89	Peak	L	Pass
6**	1.914	23.71	10.25	46.00	-22.29	AV	L	Pass

PHASE N

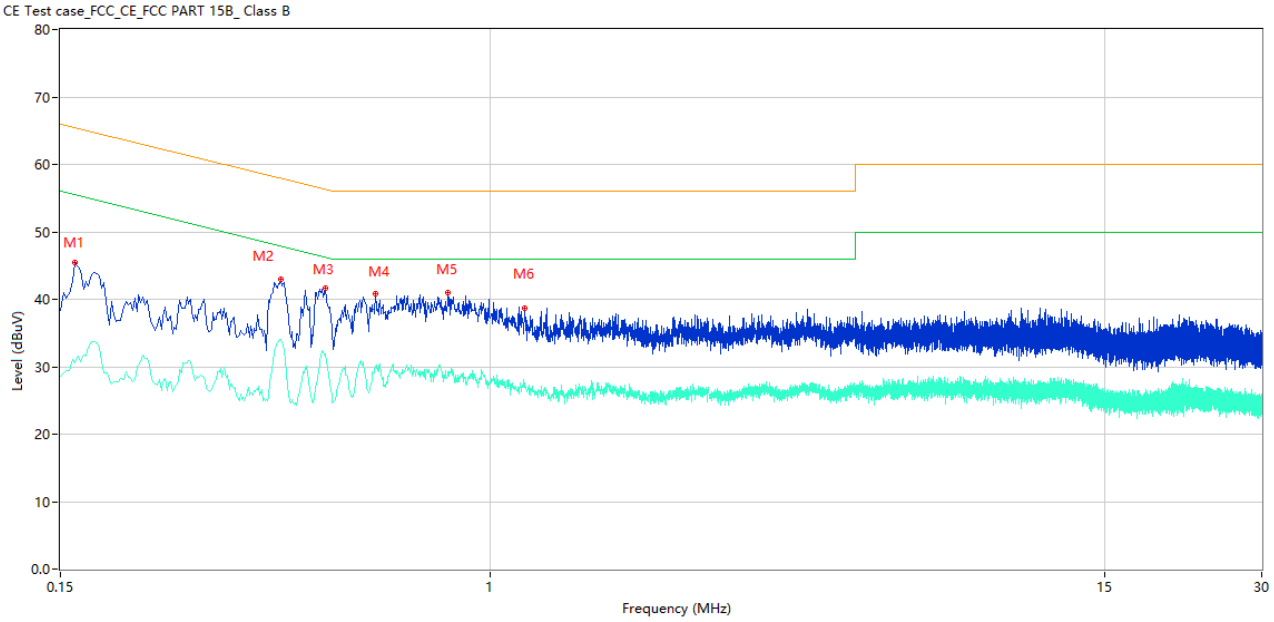

No.	Frequency (MHz)	Results (dBuV)	Factor (dB)	Limit (dBuV)	Over Limit (dB)	Detector	Line	Verdict
1	0.160	45.38	10.40	65.46	-20.08	Peak	N	Pass
1**	0.160	30.63	10.40	55.46	-24.83	AV	N	Pass
2	0.396	43.05	10.31	57.94	-14.89	Peak	N	Pass
2**	0.396	34.04	10.31	47.94	-13.90	AV	N	Pass
3	0.482	41.61	10.29	56.30	-14.69	Peak	N	Pass
3**	0.482	31.88	10.29	46.30	-14.42	AV	N	Pass
4	0.602	40.81	10.28	56.00	-15.19	Peak	N	Pass
4**	0.602	29.97	10.28	46.00	-16.03	AV	N	Pass
5	0.830	40.91	10.26	56.00	-15.09	Peak	N	Pass
5**	0.830	29.20	10.26	46.00	-16.80	AV	N	Pass
6	1.164	38.74	10.24	56.00	-17.26	Peak	N	Pass
6**	1.164	27.49	10.24	46.00	-18.51	AV	N	Pass

A.6 Radiated Spurious Emissions and Band Edge (Restricted-band)

Test Data

Note [1]: The symbol of "--" in the table which means not application.

Note [2]: For the test data above 1 GHz，According the ANSI C63.4, where limits are specified for both average and peak (or quasi-peak) detector functions, if the peak (or quasi-peak) measured value complies with the average limit, it is unnecessary to perform an average measurement.

Note [3]: The low frequency, which started from 9 kHz to 30 MHz, was pre-scanned and the result which was 20 dB lower than the limit line per 15.31(o) was not reported.

Note [4]: The EUT is working in the Normal link mode below 1 GHz. All modes have been tested and normal link mode is worst.

30 MHz to 1 GHz, ANT H

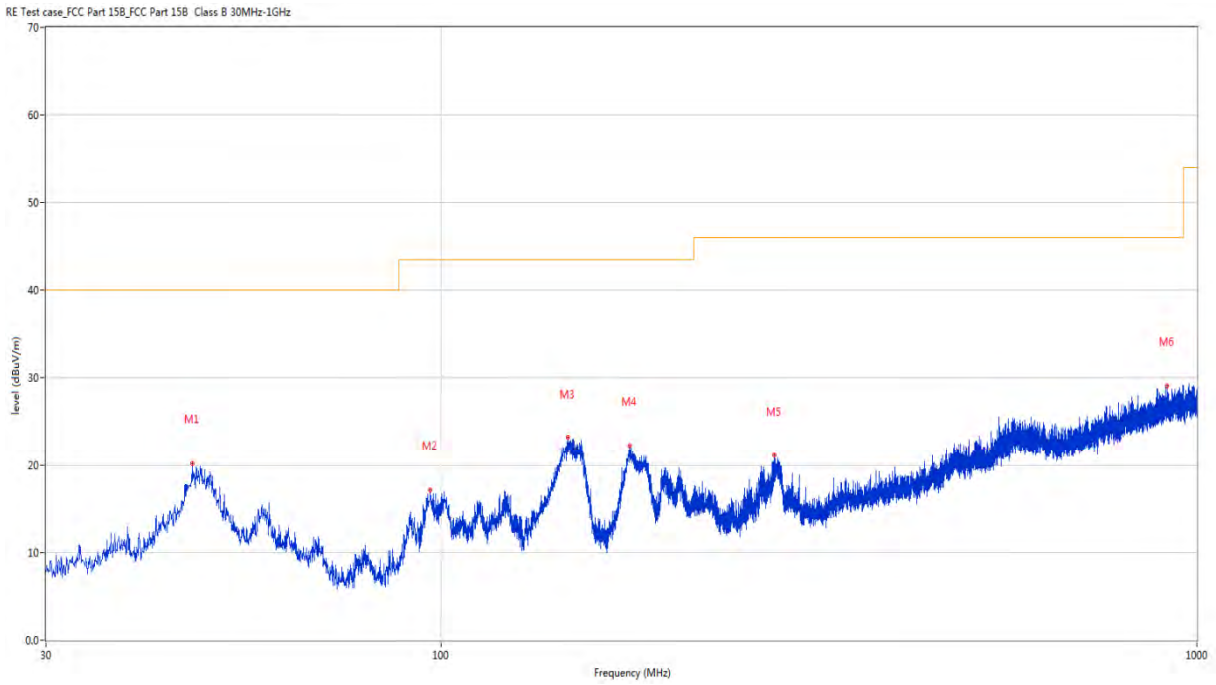

No.	Frequency (MHz)	Results (dBuV/m)	Factor (dB)	Limit (dBuV/m)	Over Limit (dB)	Detector	Table (Degree)	Height (cm)	Antenna	Verdict
1	46.878	20.24	-22.90	40.0	-19.76	Peak	180.50	200	Horizontal	Pass
2	96.785	17.11	-24.81	43.5	-26.39	Peak	69.60	200	Horizontal	Pass
3	147.030	23.15	-27.66	43.5	-20.35	Peak	337.40	200	Horizontal	Pass
4	177.779	22.16	-26.19	43.5	-21.34	Peak	99.30	200	Horizontal	Pass
5	275.701	21.20	-22.16	46.0	-24.80	Peak	283.10	100	Horizontal	Pass
6	914.010	29.01	-9.47	46.0	-16.99	Peak	334.70	100	Horizontal	Pass

30 MHz to 1 GHz, ANT V

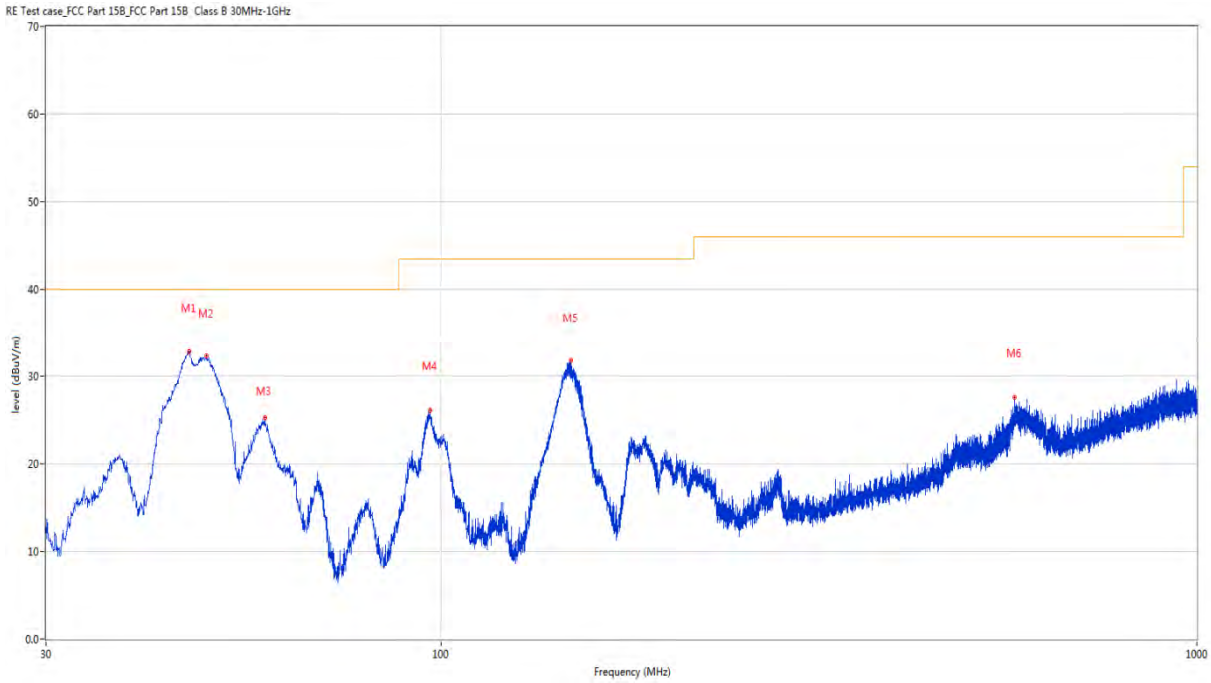

No.	Frequency (MHz)	Results (dBuV/m)	Factor (dB)	Limit (dBuV/m)	Over Limit (dB)	Detector	Table (Degree)	Height (cm)	Antenna	Verdict
1	46.393	32.86	-22.98	40.0	-7.14	Peak	259.70	100	Vertical	Pass
2	48.867	32.30	-22.46	40.0	-7.70	Peak	1.00	100	Vertical	Pass
3	58.469	25.30	-24.07	40.0	-14.70	Peak	196.20	100	Vertical	Pass
4	96.736	26.08	-24.81	43.5	-17.42	Peak	360.00	200	Vertical	Pass
5	148.437	31.77	-28.03	43.5	-11.73	Peak	0.40	100	Vertical	Pass
6	573.831	27.53	-14.84	46.0	-18.47	Peak	14.50	100	Vertical	Pass

Note: The spurious above 18G is noise only, do not show on the report.

11a, U-NII-1, 1 GHz to 18 GHz, Low Channel, ANT H

No.	Frequency (MHz)	Results (dBuV/m)	Factor (dB)	Limit (dBuV/m)	Over Limit (dB)	Detector	Table (Degree)	Height (cm)	Antenna	Verdict
1	1150.100	35.36	-18.33	74.0	-38.64	Peak	12.00	150	Horizontal	Pass
1**	1150.100	26.92	-18.33	54.0	-27.08	AV	12.00	150	Horizontal	Pass
2	1538.100	36.47	-17.72	74.0	-37.53	Peak	345.00	150	Horizontal	Pass
2**	1538.100	28.35	-17.72	54.0	-25.65	AV	345.00	150	Horizontal	Pass
3	4256.400	47.08	-4.76	74.0	-26.92	Peak	293.00	150	Horizontal	Pass
3**	4256.400	37.93	-4.76	54.0	-16.07	AV	293.00	150	Horizontal	Pass
4	5179.000	105.62	-3.15	--	-124.38	Peak	230.00	150	Horizontal	N/A
4**	5179.000	100.89	-3.15	--	100.89	AV	230.00	150	Horizontal	N/A
5	7458.563	45.68	-2.19	74.0	-28.32	Peak	47.00	150	Horizontal	Pass
5**	7458.563	36.92	-2.19	54.0	-17.08	AV	47.00	150	Horizontal	Pass
6	11674.174	50.21	2.46	74.0	-23.79	Peak	360.00	150	Horizontal	Pass
6**	11674.174	40.61	2.46	54.0	-13.39	AV	360.00	150	Horizontal	Pass

11a, U-NII-1, 1 GHz to 18 GHz, Low Channel, ANT V

No.	Frequency (MHz)	Results (dBuV/m)	Factor (dB)	Limit (dBuV/m)	Over Limit (dB)	Detector	Table (Degree)	Height (cm)	Antenna	Verdict
1	1095.600	35.71	-18.58	74.0	-38.29	Peak	262.00	150	Vertical	Pass
1**	1095.600	26.83	-18.58	54.0	-27.17	AV	262.00	150	Vertical	Pass
2	1545.100	36.43	-17.81	74.0	-37.57	Peak	307.00	150	Vertical	Pass
2**	1545.100	27.98	-17.81	54.0	-26.02	AV	307.00	150	Vertical	Pass
3	4186.800	47.13	-5.16	74.0	-26.87	Peak	360.00	150	Vertical	Pass
3**	4186.800	38.78	-5.16	54.0	-15.22	AV	360.00	150	Vertical	Pass
4	5181.000	100.04	-3.18	--	-246.96	Peak	347.00	150	Vertical	N/A
4**	5181.000	93.64	-3.18	--	93.64	AV	347.00	150	Vertical	N/A
5	7530.438	45.73	-1.64	74.0	-28.27	Peak	36.00	150	Vertical	Pass
5**	7530.438	37.28	-1.64	54.0	-16.72	AV	36.00	150	Vertical	Pass
6	11631.625	49.75	2.35	74.0	-24.25	Peak	118.00	150	Vertical	Pass
6**	11631.625	41.01	2.35	54.0	-12.99	AV	118.00	150	Vertical	Pass

11a, U-NII-1, 1 GHz to 18 GHz, Middle Channel, ANT H

No.	Frequency (MHz)	Results (dBuV/m)	Factor (dB)	Limit (dBuV/m)	Over Limit (dB)	Detector	Table (Degree)	Height (cm)	Antenna	Verdict
1	1098.000	35.51	-18.56	74.0	-38.49	Peak	124.00	150	Horizontal	Pass
1**	1098.000	26.14	-18.56	54.0	-27.86	AV	124.00	150	Horizontal	Pass
2	1534.700	36.30	-17.78	74.0	-37.70	Peak	290.00	150	Horizontal	Pass
2**	1534.700	28.04	-17.78	54.0	-25.96	AV	290.00	150	Horizontal	Pass
3	4019.600	46.20	-5.76	74.0	-27.80	Peak	97.00	150	Horizontal	Pass
3**	4019.600	37.91	-5.76	54.0	-16.09	AV	97.00	150	Horizontal	Pass
4	5221.400	107.02	-3.42	--	-127.98	Peak	235.00	150	Horizontal	N/A
4**	5221.400	100.28	-3.42	--	100.28	AV	235.00	150	Horizontal	N/A
5	7542.225	45.75	-1.64	74.0	-28.25	Peak	283.00	150	Horizontal	Pass
5**	7542.225	37.78	-1.64	54.0	-16.22	AV	283.00	150	Horizontal	Pass
6	11643.412	49.88	2.48	74.0	-24.12	Peak	130.00	150	Horizontal	Pass
6**	11643.412	41.00	2.48	54.0	-13.00	AV	130.00	150	Horizontal	Pass

11a, U-NII-1, 1 GHz to 18 GHz, Middle Channel, ANT V

No.	Frequency (MHz)	Results (dBuV/m)	Factor (dB)	Limit (dBuV/m)	Over Limit (dB)	Detector	Table (Degree)	Height (cm)	Antenna	Verdict
1	1096.200	35.79	-18.58	74.0	-38.21	Peak	295.00	150	Vertical	Pass
1**	1096.200	30.20	-18.58	54.0	-23.80	AV	295.00	150	Vertical	Pass
2	1529.000	36.71	-17.75	74.0	-37.29	Peak	232.00	150	Vertical	Pass
2**	1529.000	27.90	-17.75	54.0	-26.10	AV	232.00	150	Vertical	Pass
3	3916.600	45.12	-5.95	74.0	-28.88	Peak	360.00	150	Vertical	Pass
3**	3916.600	35.40	-5.95	54.0	-18.60	AV	360.00	150	Vertical	Pass
4	5216.600	98.99	-3.41	--	-257.01	Peak	356.00	150	Vertical	N/A
4**	5216.600	92.41	-3.41	--	92.41	AV	356.00	150	Vertical	N/A
5	7542.225	46.75	-1.64	74.0	-27.25	Peak	213.00	150	Vertical	Pass
5**	7542.225	38.06	-1.64	54.0	-15.94	AV	213.00	150	Vertical	Pass
6	11637.375	49.40	2.42	74.0	-24.60	Peak	335.00	150	Vertical	Pass
6**	11637.375	41.13	2.42	54.0	-12.87	AV	335.00	150	Vertical	Pass

11a, U-NII-1, 1 GHz to 18 GHz, High Channel, ANT H

No.	Frequency (MHz)	Results (dBuV/m)	Factor (dB)	Limit (dBuV/m)	Over Limit (dB)	Detector	Table (Degree)	Height (cm)	Antenna	Verdict
1	1096.200	35.79	-18.58	74.0	-38.21	Peak	295.00	150	Vertical	Pass
1**	1096.200	30.20	-18.58	54.0	-23.80	AV	295.00	150	Vertical	Pass
2	1529.000	36.71	-17.75	74.0	-37.29	Peak	232.00	150	Vertical	Pass
2**	1529.000	27.90	-17.75	54.0	-26.10	AV	232.00	150	Vertical	Pass
3	3916.600	45.12	-5.95	74.0	-28.88	Peak	360.00	150	Vertical	Pass
3**	3916.600	35.40	-5.95	54.0	-18.60	AV	360.00	150	Vertical	Pass
4	5216.600	98.99	-3.41	--	-257.01	Peak	356.00	150	Vertical	N/A
4**	5216.600	92.41	-3.41	--	92.41	AV	356.00	150	Vertical	N/A
5	7542.225	46.75	-1.64	74.0	-27.25	Peak	213.00	150	Vertical	Pass
5**	7542.225	38.06	-1.64	54.0	-15.94	AV	213.00	150	Vertical	Pass
6	11637.375	49.40	2.42	74.0	-24.60	Peak	335.00	150	Vertical	Pass
6**	11637.375	41.13	2.42	54.0	-12.87	AV	335.00	150	Vertical	Pass

11a, U-NII-1, 1 GHz to 18 GHz, High Channel, ANT V

No.	Frequency (MHz)	Results (dBuV/m)	Factor (dB)	Limit (dBuV/m)	Over Limit (dB)	Detector	Table (Degree)	Height (cm)	Antenna	Verdict
1	1102.200	35.91	-18.47	74.0	-38.09	Peak	40.00	150	Vertical	Pass
1**	1102.200	25.74	-18.47	54.0	-28.26	AV	40.00	150	Vertical	Pass
2	1582.500	37.10	-17.60	74.0	-36.90	Peak	1.00	150	Vertical	Pass
2**	1582.500	27.54	-17.60	54.0	-26.46	AV	1.00	150	Vertical	Pass
3	4003.000	45.94	-5.62	74.0	-28.06	Peak	203.00	150	Vertical	Pass
3**	4003.000	37.10	-5.62	54.0	-16.90	AV	203.00	150	Vertical	Pass
4	5239.200	98.76	-3.67	--	-247.24	Peak	346.00	150	Vertical	N/A
4**	5239.200	92.40	-3.67	--	92.40	AV	346.00	150	Vertical	N/A
5	7548.550	46.03	-1.59	74.0	-27.97	Peak	234.00	150	Vertical	Pass
5**	7548.550	37.33	-1.59	54.0	-16.67	AV	234.00	150	Vertical	Pass
6	11634.500	49.60	2.38	74.0	-24.40	Peak	36.00	150	Vertical	Pass
6**	11634.500	41.16	2.38	54.0	-12.84	AV	36.00	150	Vertical	Pass

11n20, U-NII-1, 1 GHz to 18 GHz, Low Channel, ANT H

No.	Frequency (MHz)	Results (dBuV/m)	Factor (dB)	Limit (dBuV/m)	Over Limit (dB)	Detector	Table (Degree)	Height (cm)	Antenna	Verdict
1	1188.900	35.95	-18.29	74.0	-38.05	Peak	0.00	150	Horizontal	Pass
1**	1188.900	27.39	-18.29	54.0	-26.61	AV	0.00	150	Horizontal	Pass
2	1491.500	37.17	-17.73	74.0	-36.83	Peak	84.00	150	Horizontal	Pass
2**	1491.500	27.99	-17.73	54.0	-26.01	AV	84.00	150	Horizontal	Pass
3	4251.400	46.52	-4.72	74.0	-27.48	Peak	279.00	150	Horizontal	Pass
3**	4251.400	37.29	-4.72	54.0	-16.71	AV	279.00	150	Horizontal	Pass
4	5178.400	105.59	-3.14	--	-131.41	Peak	237.00	150	Horizontal	N/A
4**	5178.400	99.24	-3.14	--	99.24	AV	237.00	150	Horizontal	N/A
5	7520.375	45.91	-1.59	74.0	-28.09	Peak	106.00	150	Horizontal	Pass
5**	7520.375	37.04	-1.59	54.0	-16.96	AV	106.00	150	Horizontal	Pass
6	11626.450	49.40	2.30	74.0	-24.60	Peak	295.00	150	Horizontal	Pass
6**	11626.450	40.75	2.30	54.0	-13.25	AV	295.00	150	Horizontal	Pass

11n20, U-NII-1, 1 GHz to 18 GHz, Low Channel, ANT V

No.	Frequency (MHz)	Results (dBuV/m)	Factor (dB)	Limit (dBuV/m)	Over Limit (dB)	Detector	Table (Degree)	Height (cm)	Antenna	Verdict
1	1096.700	35.04	-18.59	74.0	-38.96	Peak	360.00	150	Vertical	Pass
1**	1096.700	26.44	-18.59	54.0	-27.56	AV	360.00	150	Vertical	Pass
2	1535.900	36.39	-17.69	74.0	-37.61	Peak	83.00	150	Vertical	Pass
2**	1535.900	27.83	-17.69	54.0	-26.17	AV	83.00	150	Vertical	Pass
3	4113.200	46.72	-5.45	74.0	-27.28	Peak	354.00	150	Vertical	Pass
3**	4113.200	37.60	-5.45	54.0	-16.40	AV	354.00	150	Vertical	Pass
4	5177.800	99.61	-3.15	--	-260.39	Peak	360.00	150	Vertical	N/A
4**	5177.800	92.95	-3.15	--	92.95	AV	360.00	150	Vertical	N/A
5	7534.175	45.79	-1.73	74.0	-28.21	Peak	68.00	150	Vertical	Pass
5**	7534.175	36.94	-1.73	54.0	-17.06	AV	68.00	150	Vertical	Pass
6	11717.588	51.32	2.04	74.0	-22.68	Peak	246.00	150	Vertical	Pass
6**	11717.588	40.58	2.04	54.0	-13.42	AV	246.00	150	Vertical	Pass

11n20, U-NII-1, 1 GHz to 18 GHz, Middle Channel, ANT H

No.	Frequency (MHz)	Results (dBuV/m)	Factor (dB)	Limit (dBuV/m)	Over Limit (dB)	Detector	Table (Degree)	Height (cm)	Antenna	Verdict
1	1107.700	35.66	-18.40	74.0	-38.34	Peak	270.00	150	Horizontal	Pass
1**	1107.700	26.24	-18.40	54.0	-27.76	AV	270.00	150	Horizontal	Pass
2	1511.300	37.08	-17.80	74.0	-36.92	Peak	129.00	150	Horizontal	Pass
2**	1511.300	27.91	-17.80	54.0	-26.09	AV	129.00	150	Horizontal	Pass
3	4079.600	47.61	-5.16	74.0	-26.39	Peak	134.00	150	Horizontal	Pass
3**	4079.600	37.21	-5.16	54.0	-16.79	AV	134.00	150	Horizontal	Pass
4	5221.000	106.25	-3.42	--	-125.75	Peak	232.00	150	Horizontal	N/A
4**	5221.000	99.96	-3.42	--	99.96	AV	232.00	150	Horizontal	N/A
5	7534.462	45.46	-1.74	74.0	-28.54	Peak	117.00	150	Horizontal	Pass
5**	7534.462	37.74	-1.74	54.0	-16.26	AV	117.00	150	Horizontal	Pass
6	11711.549	49.88	2.13	74.0	-24.12	Peak	162.00	150	Horizontal	Pass
6**	11711.549	40.34	2.13	54.0	-13.66	AV	162.00	150	Horizontal	Pass

11n20, U-NII-1, 1 GHz to 18 GHz, Middle Channel, ANT V

No.	Frequency (MHz)	Results (dBuV/m)	Factor (dB)	Limit (dBuV/m)	Over Limit (dB)	Detector	Table (Degree)	Height (cm)	Antenna	Verdict
1	1147.100	35.03	-18.41	74.0	-38.97	Peak	359.00	150	Vertical	Pass
1**	1147.100	26.33	-18.41	54.0	-27.67	AV	359.00	150	Vertical	Pass
2	1534.900	36.56	-17.77	74.0	-37.44	Peak	360.00	150	Vertical	Pass
2**	1534.900	28.03	-17.77	54.0	-25.97	AV	360.00	150	Vertical	Pass
3	4046.400	46.18	-5.40	74.0	-27.82	Peak	274.00	150	Vertical	Pass
3**	4046.400	36.44	-5.40	54.0	-17.56	AV	274.00	150	Vertical	Pass
4	5218.800	98.26	-3.47	--	-243.74	Peak	342.00	150	Vertical	N/A
4**	5218.800	92.77	-3.47	--	92.77	AV	342.00	150	Vertical	N/A
5	7536.187	45.77	-1.73	74.0	-28.23	Peak	66.00	150	Vertical	Pass
5**	7536.187	37.64	-1.73	54.0	-16.36	AV	66.00	150	Vertical	Pass
6	12302.937	49.64	2.28	74.0	-24.36	Peak	359.00	150	Vertical	Pass
6**	12302.937	39.64	2.28	54.0	-14.36	AV	359.00	150	Vertical	Pass

11n20, U-NII-1, 1 GHz to 18 GHz, High Channel, ANT H

No.	Frequency (MHz)	Results (dBuV/m)	Factor (dB)	Limit (dBuV/m)	Over Limit (dB)	Detector	Table (Degree)	Height (cm)	Antenna	Verdict
1	1185.100	36.13	-18.26	74.0	-37.87	Peak	109.00	150	Horizontal	Pass
1**	1185.100	26.99	-18.26	54.0	-27.01	AV	109.00	150	Horizontal	Pass
2	1538.000	36.42	-17.72	74.0	-37.58	Peak	164.00	150	Horizontal	Pass
2**	1538.000	28.09	-17.72	54.0	-25.91	AV	164.00	150	Horizontal	Pass
3	4027.800	46.38	-5.47	74.0	-27.62	Peak	144.00	150	Horizontal	Pass
3**	4027.800	36.57	-5.47	54.0	-17.43	AV	144.00	150	Horizontal	Pass
4	5238.400	105.81	-3.65	--	-123.19	Peak	229.00	150	Horizontal	N/A
4**	5238.400	99.36	-3.65	--	99.36	AV	229.00	150	Horizontal	N/A
5	7515.200	45.74	-1.68	74.0	-28.26	Peak	29.00	150	Horizontal	Pass
5**	7515.200	37.79	-1.68	54.0	-16.21	AV	29.00	150	Horizontal	Pass
6	11742.026	49.60	1.67	74.0	-24.40	Peak	80.00	150	Horizontal	Pass
6**	11742.026	40.80	1.67	54.0	-13.20	AV	80.00	150	Horizontal	Pass

11n20, U-NII-1, 1 GHz to 18 GHz, High Channel, ANT V

No.	Frequency (MHz)	Results (dBuV/m)	Factor (dB)	Limit (dBuV/m)	Over Limit (dB)	Detector	Table (Degree)	Height (cm)	Antenna	Verdict
1	1160.800	35.07	-18.38	74.0	-38.93	Peak	40.00	150	Vertical	Pass
1**	1160.800	25.93	-18.38	54.0	-28.07	AV	40.00	150	Vertical	Pass
2	1572.900	36.90	-17.57	74.0	-37.10	Peak	212.00	150	Vertical	Pass
2**	1572.900	27.66	-17.57	54.0	-26.34	AV	212.00	150	Vertical	Pass
3	4076.800	46.21	-5.23	74.0	-27.79	Peak	198.00	150	Vertical	Pass
3**	4076.800	37.01	-5.23	54.0	-16.99	AV	198.00	150	Vertical	Pass
4	5239.000	98.19	-3.66	--	-229.81	Peak	328.00	150	Vertical	N/A
4**	5239.000	92.92	-3.66	--	92.92	AV	328.00	150	Vertical	N/A
5	7495.363	46.35	-1.85	74.0	-27.65	Peak	117.00	150	Vertical	Pass
5**	7495.363	37.64	-1.85	54.0	-16.36	AV	117.00	150	Vertical	Pass
6	11637.088	51.21	2.41	74.0	-22.79	Peak	275.00	150	Vertical	Pass
6**	11637.088	42.48	2.41	54.0	-11.52	AV	275.00	150	Vertical	Pass

11n40, U-NII-1, 1 GHz to 18 GHz, Low Channel, ANT H

No.	Frequency (MHz)	Results (dBuV/m)	Factor (dB)	Limit (dBuV/m)	Over Limit (dB)	Detector	Table (Degree)	Height (cm)	Antenna	Verdict
1	1196.700	35.80	-18.19	74.0	-38.20	Peak	231.00	150	Horizontal	Pass
1**	1196.700	26.65	-18.19	54.0	-27.35	AV	231.00	150	Horizontal	Pass
2	1574.100	36.88	-17.56	74.0	-37.12	Peak	95.00	150	Horizontal	Pass
2**	1574.100	27.82	-17.56	54.0	-26.18	AV	95.00	150	Horizontal	Pass
3	4051.600	46.07	-5.44	74.0	-27.93	Peak	360.00	150	Horizontal	Pass
3**	4051.600	37.03	-5.44	54.0	-16.97	AV	360.00	150	Horizontal	Pass
4	5188.600	101.56	-3.17	--	-123.44	Peak	225.00	150	Horizontal	N/A
4**	5188.600	96.00	-3.17	--	96.00	AV	225.00	150	Horizontal	N/A
5	7526.125	45.94	-1.60	74.0	-28.06	Peak	177.00	150	Horizontal	Pass
5**	7526.125	36.86	-1.60	54.0	-17.14	AV	177.00	150	Horizontal	Pass
6	11645.138	49.84	2.50	74.0	-24.16	Peak	21.00	150	Horizontal	Pass
6**	11645.138	41.03	2.50	54.0	-12.97	AV	21.00	150	Horizontal	Pass

11n40, U-NII-1, 1 GHz to 18 GHz, Low Channel, ANT V

No.	Frequency (MHz)	Results (dBuV/m)	Factor (dB)	Limit (dBuV/m)	Over Limit (dB)	Detector	Table (Degree)	Height (cm)	Antenna	Verdict
1	1184.100	36.35	-18.27	74.0	-37.65	Peak	11.00	150	Vertical	Pass
1**	1184.100	27.01	-18.27	54.0	-26.99	AV	11.00	150	Vertical	Pass
2	1540.000	36.43	-17.75	74.0	-37.57	Peak	25.00	150	Vertical	Pass
2**	1540.000	27.57	-17.75	54.0	-26.43	AV	25.00	150	Vertical	Pass
3	3961.000	45.54	-5.53	74.0	-28.46	Peak	337.00	150	Vertical	Pass
3**	3961.000	36.55	-5.53	54.0	-17.45	AV	337.00	150	Vertical	Pass
4	5191.600	95.07	-3.24	--	-255.93	Peak	351.00	150	Vertical	N/A
4**	5191.600	88.39	-3.24	--	88.39	AV	351.00	150	Vertical	N/A
5	7535.900	45.93	-1.74	74.0	-28.07	Peak	329.00	150	Vertical	Pass
5**	7535.900	37.32	-1.74	54.0	-16.68	AV	329.00	150	Vertical	Pass
6	11627.312	50.08	2.31	74.0	-23.92	Peak	236.00	150	Vertical	Pass
6**	11627.312	40.61	2.31	54.0	-13.39	AV	236.00	150	Vertical	Pass

11n40, U-NII-1, 1 GHz to 18 GHz, High Channel, ANT H

No.	Frequency (MHz)	Results (dBuV/m)	Factor (dB)	Limit (dBuV/m)	Over Limit (dB)	Detector	Table (Degree)	Height (cm)	Antenna	Verdict
1	1183.300	35.64	-18.29	74.0	-38.36	Peak	141.00	150	Horizontal	Pass
1**	1183.300	26.79	-18.29	54.0	-27.21	AV	141.00	150	Horizontal	Pass
2	1533.900	36.28	-17.80	74.0	-37.72	Peak	109.00	150	Horizontal	Pass
2**	1533.900	27.15	-17.80	54.0	-26.85	AV	109.00	150	Horizontal	Pass
3	4096.800	46.54	-5.16	74.0	-27.46	Peak	142.00	150	Horizontal	Pass
3**	4096.800	37.83	-5.16	54.0	-16.17	AV	142.00	150	Horizontal	Pass
4	5232.400	102.83	-3.60	--	-122.17	Peak	225.00	150	Horizontal	N/A
4**	5232.400	95.71	-3.60	--	95.71	AV	225.00	150	Horizontal	N/A
5	7559.763	45.90	-1.74	74.0	-28.10	Peak	222.00	150	Horizontal	Pass
5**	7559.763	36.98	-1.74	54.0	-17.02	AV	222.00	150	Horizontal	Pass
6	11667.276	49.43	2.49	74.0	-24.57	Peak	153.00	150	Horizontal	Pass
6**	11667.276	40.89	2.49	54.0	-13.11	AV	153.00	150	Horizontal	Pass

11n40, U-NII-1, 1 GHz to 18 GHz, High Channel, ANT V

No.	Frequency (MHz)	Results (dBuV/m)	Factor (dB)	Limit (dBuV/m)	Over Limit (dB)	Detector	Table (Degree)	Height (cm)	Antenna	Verdict
1	1184.300	35.64	-18.26	74.0	-38.36	Peak	110.00	150	Vertical	Pass
1**	1184.300	27.04	-18.26	54.0	-26.96	AV	110.00	150	Vertical	Pass
2	1504.000	36.54	-17.82	74.0	-37.46	Peak	144.00	150	Vertical	Pass
2**	1504.000	27.62	-17.82	54.0	-26.38	AV	144.00	150	Vertical	Pass
3	4184.200	47.06	-5.07	74.0	-26.94	Peak	77.00	150	Vertical	Pass
3**	4184.200	38.11	-5.07	54.0	-15.89	AV	77.00	150	Vertical	Pass
4	5233.800	96.24	-3.62	--	-254.76	Peak	351.00	150	Vertical	N/A
4**	5233.800	88.87	-3.62	--	88.87	AV	351.00	150	Vertical	N/A
5	7447.063	45.84	-2.31	74.0	-28.16	Peak	64.00	150	Vertical	Pass
5**	7447.063	38.69	-2.31	54.0	-15.31	AV	64.00	150	Vertical	Pass
6	11660.662	49.34	2.51	74.0	-24.66	Peak	50.00	150	Vertical	Pass
6**	11660.662	41.69	2.51	54.0	-12.31	AV	50.00	150	Vertical	Pass

11ac20, U-NII-1, 1 GHz to 18 GHz, Low Channel, ANT H

No.	Frequency (MHz)	Results (dBuV/m)	Factor (dB)	Limit (dBuV/m)	Over Limit (dB)	Detector	Table (Degree)	Height (cm)	Antenna	Verdict
1	1094.500	35.02	-18.57	74.0	-38.98	Peak	75.00	150	Horizontal	Pass
1**	1094.500	26.58	-18.57	54.0	-27.42	AV	75.00	150	Horizontal	Pass
2	1592.100	36.64	-17.80	74.0	-37.36	Peak	188.00	150	Horizontal	Pass
2**	1592.100	27.18	-17.80	54.0	-26.82	AV	188.00	150	Horizontal	Pass
3	4250.000	46.66	-4.71	74.0	-27.34	Peak	194.00	150	Horizontal	Pass
3**	4250.000	37.40	-4.71	54.0	-16.60	AV	194.00	150	Horizontal	Pass
4	5179.000	105.11	-3.15	--	-120.89	Peak	226.00	150	Horizontal	N/A
4**	5179.000	99.68	-3.15	--	99.68	AV	226.00	150	Horizontal	N/A
5	7551.425	45.87	-1.58	74.0	-28.13	Peak	0.00	150	Horizontal	Pass
5**	7551.425	35.63	-1.58	54.0	-18.37	AV	0.00	150	Horizontal	Pass
6	12216.112	49.98	2.59	74.0	-24.02	Peak	328.00	150	Horizontal	Pass
6**	12216.112	42.00	2.59	54.0	-12.00	AV	328.00	150	Horizontal	Pass

11ac20, U-NII-1, 1 GHz to 18 GHz, Low Channel, ANT V

No.	Frequency (MHz)	Results (dBuV/m)	Factor (dB)	Limit (dBuV/m)	Over Limit (dB)	Detector	Table (Degree)	Height (cm)	Antenna	Verdict
1	1108.800	35.41	-18.48	74.0	-38.59	Peak	34.00	150	Vertical	Pass
1**	1108.800	25.98	-18.48	54.0	-28.02	AV	34.00	150	Vertical	Pass
2	1552.300	37.99	-17.68	74.0	-36.01	Peak	239.00	150	Vertical	Pass
2**	1552.300	28.16	-17.68	54.0	-25.84	AV	239.00	150	Vertical	Pass
3	4078.800	46.84	-5.19	74.0	-27.16	Peak	360.00	150	Vertical	Pass
3**	4078.800	36.32	-5.19	54.0	-17.68	AV	360.00	150	Vertical	Pass
4	5176.800	99.34	-3.15	--	89.34	Peak	10.00	150	Vertical	N/A
4**	5176.800	92.28	-3.15	--	92.28	AV	10.00	150	Vertical	N/A
5	7412.275	46.03	-1.89	74.0	-27.97	Peak	214.00	150	Vertical	Pass
5**	7412.275	37.49	-1.89	54.0	-16.51	AV	214.00	150	Vertical	Pass
6	11666.987	49.43	2.49	74.0	-24.57	Peak	71.00	150	Vertical	Pass
6**	11666.987	41.03	2.49	54.0	-12.97	AV	71.00	150	Vertical	Pass

11ac20, U-NII-1, 1 GHz to 18 GHz, Middle Channel, ANT H

No.	Frequency (MHz)	Results (dBuV/m)	Factor (dB)	Limit (dBuV/m)	Over Limit (dB)	Detector	Table (Degree)	Height (cm)	Antenna	Verdict
1	1162.000	35.21	-18.40	74.0	-38.79	Peak	249.00	150	Horizontal	Pass
1**	1162.000	27.08	-18.40	54.0	-26.92	AV	249.00	150	Horizontal	Pass
2	1559.300	36.53	-17.64	74.0	-37.47	Peak	321.00	150	Horizontal	Pass
2**	1559.300	27.72	-17.64	54.0	-26.28	AV	321.00	150	Horizontal	Pass
3	4186.800	47.34	-5.16	74.0	-26.66	Peak	125.00	150	Horizontal	Pass
3**	4186.800	37.99	-5.16	54.0	-16.01	AV	125.00	150	Horizontal	Pass
4	5218.200	105.56	-3.45	--	-126.44	Peak	232.00	150	Horizontal	N/A
4**	5218.200	99.41	-3.45	--	99.41	AV	232.00	150	Horizontal	N/A
5	7476.388	45.47	-1.95	74.0	-28.53	Peak	167.00	150	Horizontal	Pass
5**	7476.388	37.29	-1.95	54.0	-16.71	AV	167.00	150	Horizontal	Pass
6	12256.075	49.62	2.61	74.0	-24.38	Peak	284.00	150	Horizontal	Pass
6**	12256.075	40.63	2.61	54.0	-13.37	AV	284.00	150	Horizontal	Pass

11ac20, U-NII-1, 1 GHz to 18 GHz, Middle Channel, ANT V

No.	Frequency (MHz)	Results (dBuV/m)	Factor (dB)	Limit (dBuV/m)	Over Limit (dB)	Detector	Table (Degree)	Height (cm)	Antenna	Verdict
1	1185.000	35.71	-18.26	74.0	-38.29	Peak	53.00	150	Vertical	Pass
1**	1185.000	26.41	-18.26	54.0	-27.59	AV	53.00	150	Vertical	Pass
2	1560.200	36.42	-17.62	74.0	-37.58	Peak	0.00	150	Vertical	Pass
2**	1560.200	28.41	-17.62	54.0	-25.59	AV	0.00	150	Vertical	Pass
3	3925.000	45.47	-6.14	74.0	-28.53	Peak	289.00	150	Vertical	Pass
3**	3925.000	36.11	-6.14	54.0	-17.89	AV	289.00	150	Vertical	Pass
4	5220.200	98.55	-3.45	--	93.55	Peak	5.00	150	Vertical	N/A
4**	5220.200	91.62	-3.45	--	91.62	AV	5.00	150	Vertical	N/A
5	7543.375	45.66	-1.63	74.0	-28.34	Peak	272.00	150	Vertical	Pass
5**	7543.375	37.06	-1.63	54.0	-16.94	AV	272.00	150	Vertical	Pass
6	11635.363	49.63	2.39	74.0	-24.37	Peak	135.00	150	Vertical	Pass
6**	11635.363	40.69	2.39	54.0	-13.31	AV	135.00	150	Vertical	Pass

11ac20, U-NII-1, 1 GHz to 18 GHz, High Channel, ANT H

No.	Frequency (MHz)	Results (dBuV/m)	Factor (dB)	Limit (dBuV/m)	Over Limit (dB)	Detector	Table (Degree)	Height (cm)	Antenna	Verdict
1	1153.700	35.36	-18.41	74.0	-38.64	Peak	297.00	150	Horizontal	Pass
1**	1153.700	26.99	-18.41	54.0	-27.01	AV	297.00	150	Horizontal	Pass
2	1562.000	36.31	-17.67	74.0	-37.69	Peak	297.00	150	Horizontal	Pass
2**	1562.000	28.77	-17.67	54.0	-25.23	AV	297.00	150	Horizontal	Pass
3	3905.400	45.86	-6.07	74.0	-28.14	Peak	303.00	150	Horizontal	Pass
3**	3905.400	35.54	-6.07	54.0	-18.46	AV	303.00	150	Horizontal	Pass
4	5240.800	105.54	-3.70	--	-132.46	Peak	238.00	150	Horizontal	N/A
4**	5240.800	99.65	-3.70	--	99.65	AV	238.00	150	Horizontal	N/A
5	7415.150	46.27	-1.94	74.0	-27.73	Peak	324.00	150	Horizontal	Pass
5**	7415.150	37.82	-1.94	54.0	-16.18	AV	324.00	150	Horizontal	Pass
6	12279.075	49.95	2.42	74.0	-24.05	Peak	291.00	150	Horizontal	Pass
6**	12279.075	40.38	2.42	54.0	-13.62	AV	291.00	150	Horizontal	Pass

11ac20, U-NII-1, 1 GHz to 18 GHz, High Channel, ANT V

No.	Frequency (MHz)	Results (dBuV/m)	Factor (dB)	Limit (dBuV/m)	Over Limit (dB)	Detector	Table (Degree)	Height (cm)	Antenna	Verdict
1	1096.700	35.47	-18.59	74.0	-38.53	Peak	218.00	150	Vertical	Pass
1**	1096.700	28.35	-18.59	54.0	-25.65	AV	218.00	150	Vertical	Pass
2	1519.800	36.46	-17.73	74.0	-37.54	Peak	331.00	150	Vertical	Pass
2**	1519.800	27.66	-17.73	54.0	-26.34	AV	331.00	150	Vertical	Pass
3	4267.600	46.36	-4.81	74.0	-27.64	Peak	285.00	150	Vertical	Pass
3**	4267.600	38.76	-4.81	54.0	-15.24	AV	285.00	150	Vertical	Pass
4	5242.600	98.50	-3.72	--	-250.50	Peak	349.00	150	Vertical	N/A
4**	5242.600	91.50	-3.72	--	91.50	AV	349.00	150	Vertical	N/A
5	7488.462	46.44	-1.84	74.0	-27.56	Peak	27.00	150	Vertical	Pass
5**	7488.462	37.74	-1.84	54.0	-16.26	AV	27.00	150	Vertical	Pass
6	11667.276	50.73	2.49	74.0	-23.27	Peak	141.00	150	Vertical	Pass
6**	11667.276	40.81	2.49	54.0	-13.19	AV	141.00	150	Vertical	Pass

11ac40, U-NII-1, 1 GHz to 18 GHz, Low Channel, ANT H

No.	Frequency (MHz)	Results (dBuV/m)	Factor (dB)	Limit (dBuV/m)	Over Limit (dB)	Detector	Table (Degree)	Height (cm)	Antenna	Verdict
1	1116.700	35.77	-18.44	74.0	-38.23	Peak	173.00	150	Horizontal	Pass
1**	1116.700	26.59	-18.44	54.0	-27.41	AV	173.00	150	Horizontal	Pass
2	1508.100	36.67	-17.80	74.0	-37.33	Peak	192.00	150	Horizontal	Pass
2**	1508.100	27.42	-17.80	54.0	-26.58	AV	192.00	150	Horizontal	Pass
3	3776.000	46.40	-5.85	74.0	-27.60	Peak	160.00	150	Horizontal	Pass
3**	3776.000	36.23	-5.85	54.0	-17.77	AV	160.00	150	Horizontal	Pass
4	5196.600	101.07	-3.28	--	-122.93	Peak	224.00	150	Horizontal	N/A
4**	5196.600	93.98	-3.28	--	93.98	AV	224.00	150	Horizontal	N/A
5	7487.600	46.04	-1.85	74.0	-27.96	Peak	164.00	150	Horizontal	Pass
5**	7487.600	37.14	-1.85	54.0	-16.86	AV	164.00	150	Horizontal	Pass
6	11661.237	49.71	2.51	74.0	-24.29	Peak	352.00	150	Horizontal	Pass
6**	11661.237	41.63	2.51	54.0	-12.37	AV	352.00	150	Horizontal	Pass

11ac40, U-NII-1, 1 GHz to 18 GHz, Low Channel, ANT V

No.	Frequency (MHz)	Results (dBuV/m)	Factor (dB)	Limit (dBuV/m)	Over Limit (dB)	Detector	Table (Degree)	Height (cm)	Antenna	Verdict
1	1053.100	35.62	-18.43	74.0	-38.38	Peak	360.00	150	Vertical	Pass
1**	1053.100	26.50	-18.43	54.0	-27.50	AV	360.00	150	Vertical	Pass
2	1578.700	36.60	-17.52	74.0	-37.40	Peak	232.00	150	Vertical	Pass
2**	1578.700	27.48	-17.52	54.0	-26.52	AV	232.00	150	Vertical	Pass
3	4215.000	46.10	-4.84	74.0	-27.90	Peak	316.00	150	Vertical	Pass
3**	4215.000	37.41	-4.84	54.0	-16.59	AV	316.00	150	Vertical	Pass
4	5197.200	94.19	-3.29	--	-104.81	Peak	199.00	150	Vertical	N/A
4**	5197.200	87.68	-3.29	--	87.68	AV	199.00	150	Vertical	N/A
5	7536.763	46.38	-1.72	74.0	-27.62	Peak	223.00	150	Vertical	Pass
5**	7536.763	38.16	-1.72	54.0	-15.84	AV	223.00	150	Vertical	Pass
6	11719.312	49.65	2.01	74.0	-24.35	Peak	77.00	150	Vertical	Pass
6**	11719.312	40.46	2.01	54.0	-13.54	AV	77.00	150	Vertical	Pass

11ac40, U-NII-1, 1 GHz to 18 GHz, High Channel, ANT H

No.	Frequency (MHz)	Results (dBuV/m)	Factor (dB)	Limit (dBuV/m)	Over Limit (dB)	Detector	Table (Degree)	Height (cm)	Antenna	Verdict
1	1134.700	35.55	-18.25	74.0	-38.45	Peak	272.00	150	Horizontal	Pass
1**	1134.700	25.90	-18.25	54.0	-28.10	AV	272.00	150	Horizontal	Pass
2	1520.600	37.01	-17.70	74.0	-36.99	Peak	89.00	150	Horizontal	Pass
2**	1520.600	27.18	-17.70	54.0	-26.82	AV	89.00	150	Horizontal	Pass
3	4078.200	47.27	-5.20	74.0	-26.73	Peak	208.00	150	Horizontal	Pass
3**	4078.200	37.45	-5.20	54.0	-16.55	AV	208.00	150	Horizontal	Pass
4	5224.800	102.04	-3.48	--	-122.96	Peak	225.00	150	Horizontal	N/A
4**	5224.800	94.49	-3.48	--	94.49	AV	225.00	150	Horizontal	N/A
5	7368.000	46.80	-1.94	74.0	-27.20	Peak	0.00	150	Horizontal	Pass
5**	7368.000	37.83	-1.94	54.0	-16.17	AV	0.00	150	Horizontal	Pass
6	11654.050	50.01	2.54	74.0	-23.99	Peak	311.00	150	Horizontal	Pass
6**	11654.050	41.90	2.54	54.0	-12.10	AV	311.00	150	Horizontal	Pass

11ac40, U-NII-1, 1 GHz to 18 GHz, High Channel, ANT V

No.	Frequency (MHz)	Results (dBuV/m)	Factor (dB)	Limit (dBuV/m)	Over Limit (dB)	Detector	Table (Degree)	Height (cm)	Antenna	Verdict
1	1161.200	35.98	-18.39	74.0	-38.02	Peak	259.00	150	Vertical	Pass
1**	1161.200	26.53	-18.39	54.0	-27.47	AV	259.00	150	Vertical	Pass
2	1527.200	36.72	-17.73	74.0	-37.28	Peak	99.00	150	Vertical	Pass
2**	1527.200	28.13	-17.73	54.0	-25.87	AV	99.00	150	Vertical	Pass
3	4183.200	46.60	-5.05	74.0	-27.40	Peak	360.00	150	Vertical	Pass
3**	4183.200	36.55	-5.05	54.0	-17.45	AV	360.00	150	Vertical	Pass
4	5223.800	95.00	-3.47	--	95.00	Peak	0.00	150	Vertical	N/A
4**	5223.800	88.37	-3.47	--	88.37	AV	0.00	150	Vertical	N/A
5	7521.238	46.33	-1.60	74.0	-27.67	Peak	327.00	150	Vertical	Pass
5**	7521.238	38.00	-1.60	54.0	-16.00	AV	327.00	150	Vertical	Pass
6	11664.687	50.24	2.50	74.0	-23.76	Peak	135.00	150	Vertical	Pass
6**	11664.687	41.18	2.50	54.0	-12.82	AV	135.00	150	Vertical	Pass

11ac80, U-NII-1, 1 GHz to 18 GHz, Middle Channel, ANT H

No.	Frequency (MHz)	Results (dBuV/m)	Factor (dB)	Limit (dBuV/m)	Over Limit (dB)	Detector	Table (Degree)	Height (cm)	Antenna	Verdict
1	1083.200	35.33	-18.67	74.0	-38.67	Peak	81.00	150	Horizontal	Pass
1**	1083.200	25.56	-18.67	54.0	-28.44	AV	81.00	150	Horizontal	Pass
2	1567.900	36.14	-17.59	74.0	-37.86	Peak	0.00	150	Horizontal	Pass
2**	1567.900	27.57	-17.59	54.0	-26.43	AV	0.00	150	Horizontal	Pass
3	4222.400	46.58	-4.68	74.0	-27.42	Peak	347.00	150	Horizontal	Pass
3**	4222.400	37.33	-4.68	54.0	-16.67	AV	347.00	150	Horizontal	Pass
4	5223.400	99.53	-3.47	--	-142.47	Peak	242.00	150	Horizontal	N/A
4**	5223.400	91.74	-3.47	--	91.74	AV	242.00	150	Horizontal	N/A
5	7387.550	46.10	-1.73	74.0	-27.90	Peak	177.00	150	Horizontal	Pass
5**	7387.550	36.94	-1.73	54.0	-17.06	AV	177.00	150	Horizontal	Pass
6	11683.662	49.57	2.42	74.0	-24.43	Peak	360.00	150	Horizontal	Pass
6**	11683.662	40.76	2.42	54.0	-13.24	AV	360.00	150	Horizontal	Pass

11ac80, U-NII-1, 1 GHz to 18 GHz, Middle Channel, ANT V

No.	Frequency (MHz)	Results (dBuV/m)	Factor (dB)	Limit (dBuV/m)	Over Limit (dB)	Detector	Table (Degree)	Height (cm)	Antenna	Verdict
1	1122.000	36.01	-18.28	74.0	-37.99	Peak	311.00	150	Vertical	Pass
1**	1122.000	26.26	-18.28	54.0	-27.74	AV	311.00	150	Vertical	Pass
2	1520.900	36.67	-17.69	74.0	-37.33	Peak	124.00	150	Vertical	Pass
2**	1520.900	27.25	-17.69	54.0	-26.75	AV	124.00	150	Vertical	Pass
3	4194.200	46.66	-5.29	74.0	-27.34	Peak	291.00	150	Vertical	Pass
3**	4194.200	36.56	-5.29	54.0	-17.44	AV	291.00	150	Vertical	Pass
4	5208.200	92.03	-3.41	--	-253.97	Peak	346.00	150	Vertical	N/A
4**	5208.200	85.66	-3.41	--	85.66	AV	346.00	150	Vertical	N/A
5	7544.813	46.46	-1.60	74.0	-27.54	Peak	68.00	150	Vertical	Pass
5**	7544.813	37.45	-1.60	54.0	-16.55	AV	68.00	150	Vertical	Pass
6	11622.425	49.95	2.25	74.0	-24.05	Peak	86.00	150	Vertical	Pass
6**	11622.425	41.34	2.25	54.0	-12.66	AV	86.00	150	Vertical	Pass

11a, U-NII-2A, 1 GHz to 18 GHz, Low Channel, ANT H

No.	Frequency (MHz)	Results (dBuV/m)	Factor (dB)	Limit (dBuV/m)	Over Limit (dB)	Detector	Table (Degree)	Height (cm)	Antenna	Verdict
1	1199.000	35.86	-18.17	74.0	-38.14	Peak	141.00	150	Horizontal	Pass
1**	1199.000	28.14	-18.17	54.0	-25.86	AV	141.00	150	Horizontal	Pass
2	1580.100	37.27	-17.52	74.0	-36.73	Peak	222.00	150	Horizontal	Pass
2**	1580.100	27.79	-17.52	54.0	-26.21	AV	222.00	150	Horizontal	Pass
3	4249.600	46.89	-4.72	74.0	-27.11	Peak	160.00	150	Horizontal	Pass
3**	4249.600	37.55	-4.72	54.0	-16.45	AV	160.00	150	Horizontal	Pass
4	5260.000	105.33	-3.81	--	-145.67	Peak	251.00	150	Horizontal	N/A
4**	5260.000	98.45	-3.81	--	98.45	AV	251.00	150	Horizontal	N/A
5	7409.688	47.12	-1.76	74.0	-26.88	Peak	319.00	150	Horizontal	Pass
5**	7409.688	38.04	-1.76	54.0	-15.96	AV	319.00	150	Horizontal	Pass
6	11637.950	49.37	2.42	74.0	-24.63	Peak	182.00	150	Horizontal	Pass
6**	11637.950	41.57	2.42	54.0	-12.43	AV	182.00	150	Horizontal	Pass

11a, U-NII-2A, 1 GHz to 18 GHz, Low Channel, ANT V

No.	Frequency (MHz)	Results (dBuV/m)	Factor (dB)	Limit (dBuV/m)	Over Limit (dB)	Detector	Table (Degree)	Height (cm)	Antenna	Verdict
1	1183.800	35.44	-18.27	74.0	-38.56	Peak	197.00	150	Vertical	Pass
1**	1183.800	26.68	-18.27	54.0	-27.32	AV	197.00	150	Vertical	Pass
2	1568.700	36.81	-17.58	74.0	-37.19	Peak	360.00	150	Vertical	Pass
2**	1568.700	27.61	-17.58	54.0	-26.39	AV	360.00	150	Vertical	Pass
3	4218.400	46.03	-4.76	74.0	-27.97	Peak	259.00	150	Vertical	Pass
3**	4218.400	37.56	-4.76	54.0	-16.44	AV	259.00	150	Vertical	Pass
4	5259.200	98.15	-3.81	--	89.15	Peak	9.00	150	Vertical	N/A
4**	5259.200	91.94	-3.81	--	91.94	AV	9.00	150	Vertical	N/A
5	7519.225	46.06	-1.66	74.0	-27.94	Peak	15.00	150	Vertical	Pass
5**	7519.225	36.59	-1.66	54.0	-17.41	AV	15.00	150	Vertical	Pass
6	12210.076	49.74	2.58	74.0	-24.26	Peak	218.00	150	Vertical	Pass
6**	12210.076	41.00	2.58	54.0	-13.00	AV	218.00	150	Vertical	Pass

11a, U-NII-2A, 1 GHz to 18 GHz, Middle Channel, ANT H

No.	Frequency (MHz)	Results (dBuV/m)	Factor (dB)	Limit (dBuV/m)	Over Limit (dB)	Detector	Table (Degree)	Height (cm)	Antenna	Verdict
1	1184.100	35.38	-18.27	74.0	-38.62	Peak	240.00	150	Horizontal	Pass
1**	1184.100	27.53	-18.27	54.0	-26.47	AV	240.00	150	Horizontal	Pass
2	1523.000	36.79	-17.67	74.0	-37.21	Peak	152.00	150	Horizontal	Pass
2**	1523.000	28.04	-17.67	54.0	-25.96	AV	152.00	150	Horizontal	Pass
3	4194.200	45.69	-5.29	74.0	-28.31	Peak	360.00	150	Horizontal	Pass
3**	4194.200	37.56	-5.29	54.0	-16.44	AV	360.00	150	Horizontal	Pass
4	5298.800	106.46	-3.34	--	-144.54	Peak	251.00	150	Horizontal	N/A
4**	5298.800	99.77	-3.34	--	99.77	AV	251.00	150	Horizontal	N/A
5	7542.513	46.09	-1.64	74.0	-27.91	Peak	360.00	150	Horizontal	Pass
5**	7542.513	38.37	-1.64	54.0	-15.63	AV	360.00	150	Horizontal	Pass
6	11685.387	49.53	2.42	74.0	-24.47	Peak	73.00	150	Horizontal	Pass
6**	11685.387	41.07	2.42	54.0	-12.93	AV	73.00	150	Horizontal	Pass

11a, U-NII-2A, 1 GHz to 18 GHz, Middle Channel, ANT V

No.	Frequency (MHz)	Results (dBuV/m)	Factor (dB)	Limit (dBuV/m)	Over Limit (dB)	Detector	Table (Degree)	Height (cm)	Antenna	Verdict
1	1096.300	35.14	-18.59	74.0	-38.86	Peak	66.00	150	Vertical	Pass
1**	1096.300	27.01	-18.59	54.0	-26.99	AV	66.00	150	Vertical	Pass
2	1510.000	36.72	-17.80	74.0	-37.28	Peak	16.00	150	Vertical	Pass
2**	1510.000	27.65	-17.80	54.0	-26.35	AV	16.00	150	Vertical	Pass
3	4078.800	45.64	-5.19	74.0	-28.36	Peak	269.00	150	Vertical	Pass
3**	4078.800	37.45	-5.19	54.0	-16.55	AV	269.00	150	Vertical	Pass
4	5301.200	99.43	-3.30	--	-260.57	Peak	360.00	150	Vertical	N/A
4**	5301.200	93.34	-3.30	--	93.34	AV	360.00	150	Vertical	N/A
5	7493.925	45.54	-1.86	74.0	-28.46	Peak	15.00	150	Vertical	Pass
5**	7493.925	37.41	-1.86	54.0	-16.59	AV	15.00	150	Vertical	Pass
6	11653.188	50.36	2.54	74.0	-23.64	Peak	282.00	150	Vertical	Pass
6**	11653.188	41.29	2.54	54.0	-12.71	AV	282.00	150	Vertical	Pass

11a, U-NII-2A, 1 GHz to 18 GHz, High Channel, ANT H

No.	Frequency (MHz)	Results (dBuV/m)	Factor (dB)	Limit (dBuV/m)	Over Limit (dB)	Detector	Table (Degree)	Height (cm)	Antenna	Verdict
1	1128.800	34.87	-18.39	74.0	-39.13	Peak	206.00	150	Horizontal	Pass
1**	1128.800	26.79	-18.39	54.0	-27.21	AV	206.00	150	Horizontal	Pass
2	1566.200	37.58	-17.62	74.0	-36.42	Peak	319.00	150	Horizontal	Pass
2**	1566.200	28.44	-17.62	54.0	-25.56	AV	319.00	150	Horizontal	Pass
3	4063.400	46.34	-5.40	74.0	-27.66	Peak	74.00	150	Horizontal	Pass
3**	4063.400	38.23	-5.40	54.0	-15.77	AV	74.00	150	Horizontal	Pass
4	5317.000	105.98	-3.21	--	-143.02	Peak	249.00	150	Horizontal	N/A
4**	5317.000	98.78	-3.21	--	98.78	AV	249.00	150	Horizontal	N/A
5	7532.738	46.08	-1.69	74.0	-27.92	Peak	360.00	150	Horizontal	Pass
5**	7532.738	37.50	-1.69	54.0	-16.50	AV	360.00	150	Horizontal	Pass
6	11670.150	49.41	2.48	74.0	-24.59	Peak	303.00	150	Horizontal	Pass
6**	11670.150	40.90	2.48	54.0	-13.10	AV	303.00	150	Horizontal	Pass

11a, U-NII-2A, 1 GHz to 18 GHz, High Channel, ANT V

No.	Frequency (MHz)	Results (dBuV/m)	Factor (dB)	Limit (dBuV/m)	Over Limit (dB)	Detector	Table (Degree)	Height (cm)	Antenna	Verdict
1	1096.000	35.80	-18.58	74.0	-38.20	Peak	228.00	150	Vertical	Pass
1**	1096.000	29.03	-18.58	54.0	-24.97	AV	228.00	150	Vertical	Pass
2	1544.600	36.29	-17.80	74.0	-37.71	Peak	159.00	150	Vertical	Pass
2**	1544.600	27.65	-17.80	54.0	-26.35	AV	159.00	150	Vertical	Pass
3	4093.000	45.84	-5.06	74.0	-28.16	Peak	238.00	150	Vertical	Pass
3**	4093.000	37.03	-5.06	54.0	-16.97	AV	238.00	150	Vertical	Pass
4	5321.200	98.71	-3.24	--	80.71	Peak	18.00	150	Vertical	N/A
4**	5321.200	92.48	-3.24	--	92.48	AV	18.00	150	Vertical	N/A
5	7445.625	46.96	-2.32	74.0	-27.04	Peak	4.00	150	Vertical	Pass
5**	7445.625	37.47	-2.32	54.0	-16.53	AV	4.00	150	Vertical	Pass
6	11699.188	49.92	2.31	74.0	-24.08	Peak	64.00	150	Vertical	Pass
6**	11699.188	40.34	2.31	54.0	-13.66	AV	64.00	150	Vertical	Pass

11n20, U-NII-2A, 1 GHz to 18 GHz, Low Channel, ANT H

No.	Frequency (MHz)	Results (dBuV/m)	Factor (dB)	Limit (dBuV/m)	Over Limit (dB)	Detector	Table (Degree)	Height (cm)	Antenna	Verdict
1	1186.900	35.50	-18.30	74.0	-38.50	Peak	340.00	150	Horizontal	Pass
1**	1186.900	27.17	-18.30	54.0	-26.83	AV	340.00	150	Horizontal	Pass
2	1537.800	36.89	-17.71	74.0	-37.11	Peak	268.00	150	Horizontal	Pass
2**	1537.800	28.08	-17.71	54.0	-25.92	AV	268.00	150	Horizontal	Pass
3	4215.400	46.06	-4.83	74.0	-27.94	Peak	320.00	150	Horizontal	Pass
3**	4215.400	37.39	-4.83	54.0	-16.61	AV	320.00	150	Horizontal	Pass
4	5261.200	105.51	-3.81	--	-153.49	Peak	259.00	150	Horizontal	N/A
4**	5261.200	98.48	-3.81	--	98.48	AV	259.00	150	Horizontal	N/A
5	7546.250	46.25	-1.58	74.0	-27.75	Peak	199.00	150	Horizontal	Pass
5**	7546.250	37.60	-1.58	54.0	-16.40	AV	199.00	150	Horizontal	Pass
6	11668.712	49.90	2.48	74.0	-24.10	Peak	158.00	150	Horizontal	Pass
6**	11668.712	40.49	2.48	54.0	-13.51	AV	158.00	150	Horizontal	Pass

11n20, U-NII-2A, 1 GHz to 18 GHz, Low Channel, ANT V

No.	Frequency (MHz)	Results (dBuV/m)	Factor (dB)	Limit (dBuV/m)	Over Limit (dB)	Detector	Table (Degree)	Height (cm)	Antenna	Verdict
1	1095.600	35.79	-18.58	74.0	-38.21	Peak	225.00	150	Vertical	Pass
1**	1095.600	27.34	-18.58	54.0	-26.66	AV	225.00	150	Vertical	Pass
2	1560.600	36.88	-17.63	74.0	-37.12	Peak	341.00	150	Vertical	Pass
2**	1560.600	27.78	-17.63	54.0	-26.22	AV	341.00	150	Vertical	Pass
3	4255.000	46.74	-4.73	74.0	-27.26	Peak	158.00	150	Vertical	Pass
3**	4255.000	37.90	-4.73	54.0	-16.10	AV	158.00	150	Vertical	Pass
4	5258.800	98.65	-3.81	--	82.65	Peak	16.00	150	Vertical	N/A
4**	5258.800	92.15	-3.81	--	92.15	AV	16.00	150	Vertical	N/A
5	7549.125	46.05	-1.60	74.0	-27.95	Peak	281.00	150	Vertical	Pass
5**	7549.125	38.94	-1.60	54.0	-15.06	AV	281.00	150	Vertical	Pass
6	12284.537	50.55	2.38	74.0	-23.45	Peak	360.00	150	Vertical	Pass
6**	12284.537	39.58	2.38	54.0	-14.42	AV	360.00	150	Vertical	Pass

11n20, U-NII-2A, 1 GHz to 18 GHz, Middle Channel, ANT H

No.	Frequency (MHz)	Results (dBuV/m)	Factor (dB)	Limit (dBuV/m)	Over Limit (dB)	Detector	Table (Degree)	Height (cm)	Antenna	Verdict
1	1055.800	35.96	-18.52	74.0	-38.04	Peak	136.00	150	Horizontal	Pass
1**	1055.800	25.17	-18.52	54.0	-28.83	AV	136.00	150	Horizontal	Pass
2	1537.200	36.26	-17.68	74.0	-37.74	Peak	17.00	150	Horizontal	Pass
2**	1537.200	28.49	-17.68	54.0	-25.51	AV	17.00	150	Horizontal	Pass
3	4044.000	46.04	-5.39	74.0	-27.96	Peak	51.00	150	Horizontal	Pass
3**	4044.000	36.51	-5.39	54.0	-17.49	AV	51.00	150	Horizontal	Pass
4	5299.000	105.25	-3.33	--	-144.75	Peak	250.00	150	Horizontal	N/A
4**	5299.000	98.99	-3.33	--	98.99	AV	250.00	150	Horizontal	N/A
5	7523.537	46.69	-1.61	74.0	-27.31	Peak	136.00	150	Horizontal	Pass
5**	7523.537	36.89	-1.61	54.0	-17.11	AV	136.00	150	Horizontal	Pass
6	11656.063	49.80	2.53	74.0	-24.20	Peak	157.00	150	Horizontal	Pass
6**	11656.063	41.10	2.53	54.0	-12.90	AV	157.00	150	Horizontal	Pass

11n20, U-NII-2A, 1 GHz to 18 GHz, Middle Channel, ANT V

No.	Frequency (MHz)	Results (dBuV/m)	Factor (dB)	Limit (dBuV/m)	Over Limit (dB)	Detector	Table (Degree)	Height (cm)	Antenna	Verdict
1	1136.800	35.42	-18.29	74.0	-38.58	Peak	204.00	150	Vertical	Pass
1**	1136.800	26.21	-18.29	54.0	-27.79	AV	204.00	150	Vertical	Pass
2	1551.000	36.74	-17.66	74.0	-37.26	Peak	315.00	150	Vertical	Pass
2**	1551.000	27.46	-17.66	54.0	-26.54	AV	315.00	150	Vertical	Pass
3	3973.000	45.67	-5.45	74.0	-28.33	Peak	315.00	150	Vertical	Pass
3**	3973.000	36.54	-5.45	54.0	-17.46	AV	315.00	150	Vertical	Pass
4	5301.000	98.23	-3.30	--	-256.77	Peak	355.00	150	Vertical	N/A
4**	5301.000	92.50	-3.30	--	92.50	AV	355.00	150	Vertical	N/A
5	7552.575	45.43	-1.56	74.0	-28.57	Peak	360.00	150	Vertical	Pass
5**	7552.575	36.63	-1.56	54.0	-17.37	AV	360.00	150	Vertical	Pass
6	12223.588	49.80	2.61	74.0	-24.20	Peak	3.00	150	Vertical	Pass
6**	12223.588	41.05	2.61	54.0	-12.95	AV	3.00	150	Vertical	Pass

11n20, U-NII-2A, 1 GHz to 18 GHz, High Channel, ANT H

No.	Frequency (MHz)	Results (dBuV/m)	Factor (dB)	Limit (dBuV/m)	Over Limit (dB)	Detector	Table (Degree)	Height (cm)	Antenna	Verdict
1	1048.100	35.50	-18.44	74.0	-38.50	Peak	119.00	150	Horizontal	Pass
1**	1048.100	25.46	-18.44	54.0	-28.54	AV	119.00	150	Horizontal	Pass
2	1535.600	37.27	-17.71	74.0	-36.73	Peak	316.00	150	Horizontal	Pass
2**	1535.600	28.12	-17.71	54.0	-25.88	AV	316.00	150	Horizontal	Pass
3	4212.200	46.52	-4.92	74.0	-27.48	Peak	360.00	150	Horizontal	Pass
3**	4212.200	37.96	-4.92	54.0	-16.04	AV	360.00	150	Horizontal	Pass
4	5319.000	104.62	-3.28	--	-146.38	Peak	251.00	150	Horizontal	N/A
4**	5319.000	98.23	-3.28	--	98.23	AV	251.00	150	Horizontal	N/A
5	7549.125	46.65	-1.60	74.0	-27.35	Peak	97.00	150	Horizontal	Pass
5**	7549.125	37.15	-1.60	54.0	-16.85	AV	97.00	150	Horizontal	Pass
6	12254.638	50.40	2.62	74.0	-23.60	Peak	138.00	150	Horizontal	Pass
6**	12254.638	41.14	2.62	54.0	-12.86	AV	138.00	150	Horizontal	Pass

11n20, U-NII-2A, 1 GHz to 18 GHz, High Channel, ANT V

No.	Frequency (MHz)	Results (dBuV/m)	Factor (dB)	Limit (dBuV/m)	Over Limit (dB)	Detector	Table (Degree)	Height (cm)	Antenna	Verdict
1	1115.300	35.67	-18.50	74.0	-38.33	Peak	357.00	150	Vertical	Pass
1**	1115.300	25.12	-18.50	54.0	-28.88	AV	357.00	150	Vertical	Pass
2	1515.100	36.69	-17.77	74.0	-37.31	Peak	238.00	150	Vertical	Pass
2**	1515.100	27.32	-17.77	54.0	-26.68	AV	238.00	150	Vertical	Pass
3	4170.800	46.30	-4.91	74.0	-27.70	Peak	12.00	150	Vertical	Pass
3**	4170.800	37.87	-4.91	54.0	-16.13	AV	12.00	150	Vertical	Pass
4	5321.200	98.12	-3.24	--	-257.88	Peak	356.00	150	Vertical	N/A
4**	5321.200	91.95	-3.24	--	91.95	AV	356.00	150	Vertical	N/A
5	7415.437	45.92	-1.96	74.0	-28.08	Peak	333.00	150	Vertical	Pass
5**	7415.437	37.66	-1.96	54.0	-16.34	AV	333.00	150	Vertical	Pass
6	12266.424	50.57	2.52	74.0	-23.43	Peak	125.00	150	Vertical	Pass
6**	12266.424	42.33	2.52	54.0	-11.67	AV	125.00	150	Vertical	Pass

11n40, U-NII-2A, 1 GHz to 18 GHz, Low Channel, ANT H

No.	Frequency (MHz)	Results (dBuV/m)	Factor (dB)	Limit (dBuV/m)	Over Limit (dB)	Detector	Table (Degree)	Height (cm)	Antenna	Verdict
1	1129.700	36.27	-18.37	74.0	-37.73	Peak	0.00	150	Horizontal	Pass
1**	1129.700	26.28	-18.37	54.0	-27.72	AV	0.00	150	Horizontal	Pass
2	1534.900	37.19	-17.77	74.0	-36.81	Peak	304.00	150	Horizontal	Pass
2**	1534.900	27.14	-17.77	54.0	-26.86	AV	304.00	150	Horizontal	Pass
3	4269.800	46.50	-4.82	74.0	-27.50	Peak	52.00	150	Horizontal	Pass
3**	4269.800	36.41	-4.82	54.0	-17.59	AV	52.00	150	Horizontal	Pass
4	5268.200	101.63	-3.77	--	-148.37	Peak	250.00	150	Horizontal	N/A
4**	5268.200	95.41	-3.77	--	95.41	AV	250.00	150	Horizontal	N/A
5	7408.250	46.49	-1.74	74.0	-27.51	Peak	322.00	150	Horizontal	Pass
5**	7408.250	38.05	-1.74	54.0	-15.95	AV	322.00	150	Horizontal	Pass
6	11695.450	50.09	2.34	74.0	-23.91	Peak	198.00	150	Horizontal	Pass
6**	11695.450	42.45	2.34	54.0	-11.55	AV	198.00	150	Horizontal	Pass

11n40, U-NII-2A, 1 GHz to 18 GHz, Low Channel, ANT V

No.	Frequency (MHz)	Results (dBuV/m)	Factor (dB)	Limit (dBuV/m)	Over Limit (dB)	Detector	Table (Degree)	Height (cm)	Antenna	Verdict
1	1163.100	35.47	-18.41	74.0	-38.53	Peak	261.00	150	Vertical	Pass
1**	1163.100	26.71	-18.41	54.0	-27.29	AV	261.00	150	Vertical	Pass
2	1580.300	36.98	-17.52	74.0	-37.02	Peak	331.00	150	Vertical	Pass
2**	1580.300	27.86	-17.52	54.0	-26.14	AV	331.00	150	Vertical	Pass
3	4149.200	46.30	-5.24	74.0	-27.70	Peak	190.00	150	Vertical	Pass
3**	4149.200	37.57	-5.24	54.0	-16.43	AV	190.00	150	Vertical	Pass
4	5268.800	94.98	-3.74	--	-243.02	Peak	338.00	150	Vertical	N/A
4**	5268.800	88.37	-3.74	--	88.37	AV	338.00	150	Vertical	N/A
5	7527.850	46.04	-1.63	74.0	-27.96	Peak	137.00	150	Vertical	Pass
5**	7527.850	37.87	-1.63	54.0	-16.13	AV	137.00	150	Vertical	Pass
6	12271.600	50.64	2.48	74.0	-23.36	Peak	147.00	150	Vertical	Pass
6**	12271.600	40.84	2.48	54.0	-13.16	AV	147.00	150	Vertical	Pass

11n40, U-NII-2A, 1 GHz to 18 GHz, High Channel, ANT H

No.	Frequency (MHz)	Results (dBuV/m)	Factor (dB)	Limit (dBuV/m)	Over Limit (dB)	Detector	Table (Degree)	Height (cm)	Antenna	Verdict
1	1163.500	35.04	-18.40	74.0	-38.96	Peak	282.00	150	Horizontal	Pass
1**	1163.500	26.59	-18.40	54.0	-27.41	AV	282.00	150	Horizontal	Pass
2	1505.100	37.08	-17.85	74.0	-36.92	Peak	340.00	150	Horizontal	Pass
2**	1505.100	28.59	-17.85	54.0	-25.41	AV	340.00	150	Horizontal	Pass
3	4088.600	46.53	-4.96	74.0	-27.47	Peak	227.00	150	Horizontal	Pass
3**	4088.600	37.57	-4.96	54.0	-16.43	AV	227.00	150	Horizontal	Pass
4	5303.600	102.42	-3.22	--	-156.58	Peak	259.00	150	Horizontal	N/A
4**	5303.600	94.91	-3.22	--	94.91	AV	259.00	150	Horizontal	N/A
5	7528.138	46.25	-1.64	74.0	-27.75	Peak	271.00	150	Horizontal	Pass
5**	7528.138	37.64	-1.64	54.0	-16.36	AV	271.00	150	Horizontal	Pass
6	12215.250	49.72	2.59	74.0	-24.28	Peak	230.00	150	Horizontal	Pass
6**	12215.250	41.55	2.59	54.0	-12.45	AV	230.00	150	Horizontal	Pass

11n40, U-NII-2A, 1 GHz to 18 GHz, High Channel, ANT V

No.	Frequency (MHz)	Results (dBuV/m)	Factor (dB)	Limit (dBuV/m)	Over Limit (dB)	Detector	Table (Degree)	Height (cm)	Antenna	Verdict
1	1211.200	35.65	-17.96	74.0	-38.35	Peak	302.00	150	Vertical	Pass
1**	1211.200	27.24	-17.96	54.0	-26.76	AV	302.00	150	Vertical	Pass
2	1580.500	37.51	-17.53	74.0	-36.49	Peak	182.00	150	Vertical	Pass
2**	1580.500	29.89	-17.53	54.0	-24.11	AV	182.00	150	Vertical	Pass
3	4186.000	45.98	-5.14	74.0	-28.02	Peak	343.00	150	Vertical	Pass
3**	4186.000	37.50	-5.14	54.0	-16.50	AV	343.00	150	Vertical	Pass
4	5308.200	95.36	-3.27	--	-255.64	Peak	351.00	150	Vertical	N/A
4**	5308.200	88.83	-3.27	--	88.83	AV	351.00	150	Vertical	N/A
5	7551.712	45.89	-1.57	74.0	-28.11	Peak	272.00	150	Vertical	Pass
5**	7551.712	36.72	-1.57	54.0	-17.28	AV	272.00	150	Vertical	Pass
6	12225.599	50.22	2.61	74.0	-23.78	Peak	323.00	150	Vertical	Pass
6**	12225.599	40.89	2.61	54.0	-13.11	AV	323.00	150	Vertical	Pass

11ac20, U-NII-2A, 1 GHz to 18 GHz, Low Channel, ANT H

No.	Frequency (MHz)	Results (dBuV/m)	Factor (dB)	Limit (dBuV/m)	Over Limit (dB)	Detector	Table (Degree)	Height (cm)	Antenna	Verdict
1	1095.900	35.34	-18.58	74.0	-38.66	Peak	295.00	150	Horizontal	Pass
1**	1095.900	28.87	-18.58	54.0	-25.13	AV	295.00	150	Horizontal	Pass
2	1557.100	36.74	-17.74	74.0	-37.26	Peak	0.00	150	Horizontal	Pass
2**	1557.100	28.05	-17.74	54.0	-25.95	AV	0.00	150	Horizontal	Pass
3	3788.000	45.26	-5.50	74.0	-28.74	Peak	0.00	150	Horizontal	Pass
3**	3788.000	37.10	-5.50	54.0	-16.90	AV	0.00	150	Horizontal	Pass
4	5258.200	104.37	-3.82	--	17.37	Peak	87.00	150	Horizontal	N/A
4**	5258.200	97.74	-3.82	--	97.74	AV	87.00	150	Horizontal	N/A
5	7550.275	46.12	-1.61	74.0	-27.88	Peak	181.00	150	Horizontal	Pass
5**	7550.275	37.40	-1.61	54.0	-16.60	AV	181.00	150	Horizontal	Pass
6	11665.549	49.92	2.49	74.0	-24.08	Peak	170.00	150	Horizontal	Pass
6**	11665.549	40.66	2.49	54.0	-13.34	AV	170.00	150	Horizontal	Pass

11ac20, U-NII-2A, 1 GHz to 18 GHz, Low Channel, ANT V

No.	Frequency (MHz)	Results (dBuV/m)	Factor (dB)	Limit (dBuV/m)	Over Limit (dB)	Detector	Table (Degree)	Height (cm)	Antenna	Verdict
1	1121.400	35.46	-18.31	74.0	-38.54	Peak	73.00	150	Vertical	Pass
1**	1121.400	26.86	-18.31	54.0	-27.14	AV	73.00	150	Vertical	Pass
2	1534.200	37.24	-17.81	74.0	-36.76	Peak	235.00	150	Vertical	Pass
2**	1534.200	27.70	-17.81	54.0	-26.30	AV	235.00	150	Vertical	Pass
3	3768.400	45.89	-6.18	74.0	-28.11	Peak	254.00	150	Vertical	Pass
3**	3768.400	37.08	-6.18	54.0	-16.92	AV	254.00	150	Vertical	Pass
4	5261.200	98.19	-3.81	--	-246.81	Peak	345.00	150	Vertical	N/A
4**	5261.200	92.25	-3.81	--	92.25	AV	345.00	150	Vertical	N/A
5	7507.725	46.53	-1.83	74.0	-27.47	Peak	252.00	150	Vertical	Pass
5**	7507.725	36.44	-1.83	54.0	-17.56	AV	252.00	150	Vertical	Pass
6	12225.313	49.68	2.61	74.0	-24.32	Peak	165.00	150	Vertical	Pass
6**	12225.313	42.28	2.61	54.0	-11.72	AV	165.00	150	Vertical	Pass

11ac20, U-NII-2A, 1 GHz to 18 GHz, Middle Channel, ANT H

No.	Frequency (MHz)	Results (dBuV/m)	Factor (dB)	Limit (dBuV/m)	Over Limit (dB)	Detector	Table (Degree)	Height (cm)	Antenna	Verdict
1	1196.400	36.10	-18.19	74.0	-37.90	Peak	322.00	150	Horizontal	Pass
1**	1196.400	26.96	-18.19	54.0	-27.04	AV	322.00	150	Horizontal	Pass
2	1503.800	36.95	-17.80	74.0	-37.05	Peak	279.00	150	Horizontal	Pass
2**	1503.800	27.63	-17.80	54.0	-26.37	AV	279.00	150	Horizontal	Pass
3	4273.200	46.96	-4.76	74.0	-27.04	Peak	170.00	150	Horizontal	Pass
3**	4273.200	36.49	-4.76	54.0	-17.51	AV	170.00	150	Horizontal	Pass
4	5299.000	105.81	-3.33	--	-151.19	Peak	257.00	150	Horizontal	N/A
4**	5299.000	98.81	-3.33	--	98.81	AV	257.00	150	Horizontal	N/A
5	7541.650	46.98	-1.64	74.0	-27.02	Peak	185.00	150	Horizontal	Pass
5**	7541.650	37.88	-1.64	54.0	-16.12	AV	185.00	150	Horizontal	Pass
6	11618.688	49.97	2.21	74.0	-24.03	Peak	110.00	150	Horizontal	Pass
6**	11618.688	40.36	2.21	54.0	-13.64	AV	110.00	150	Horizontal	Pass

11ac20, U-NII-2A, 1 GHz to 18 GHz, Middle Channel, ANT V

No.	Frequency (MHz)	Results (dBuV/m)	Factor (dB)	Limit (dBuV/m)	Over Limit (dB)	Detector	Table (Degree)	Height (cm)	Antenna	Verdict
1	1183.000	35.34	-18.30	74.0	-38.66	Peak	283.00	150	Vertical	Pass
1**	1183.000	26.32	-18.30	54.0	-27.68	AV	283.00	150	Vertical	Pass
2	1545.000	36.67	-17.81	74.0	-37.33	Peak	236.00	150	Vertical	Pass
2**	1545.000	27.64	-17.81	54.0	-26.36	AV	236.00	150	Vertical	Pass
3	4114.600	45.92	-5.48	74.0	-28.08	Peak	92.00	150	Vertical	Pass
3**	4114.600	37.81	-5.48	54.0	-16.19	AV	92.00	150	Vertical	Pass
4	5298.200	99.84	-3.37	--	-144.16	Peak	244.00	150	Vertical	N/A
4**	5298.200	91.49	-3.37	--	91.49	AV	244.00	150	Vertical	N/A
5	7545.388	46.06	-1.59	74.0	-27.94	Peak	282.00	150	Vertical	Pass
5**	7545.388	37.61	-1.59	54.0	-16.39	AV	282.00	150	Vertical	Pass
6	11640.250	49.91	2.45	74.0	-24.09	Peak	218.00	150	Vertical	Pass
6**	11640.250	41.58	2.45	54.0	-12.42	AV	218.00	150	Vertical	Pass

11ac20, U-NII-2A, 1 GHz to 18 GHz, High Channel, ANT H

No.	Frequency (MHz)	Results (dBuV/m)	Factor (dB)	Limit (dBuV/m)	Over Limit (dB)	Detector	Table (Degree)	Height (cm)	Antenna	Verdict
1	1104.500	35.02	-18.47	74.0	-38.98	Peak	201.00	150	Horizontal	Pass
1**	1104.500	25.93	-18.47	54.0	-28.07	AV	201.00	150	Horizontal	Pass
2	1573.500	36.47	-17.57	74.0	-37.53	Peak	311.00	150	Horizontal	Pass
2**	1573.500	28.18	-17.57	54.0	-25.82	AV	311.00	150	Horizontal	Pass
3	4213.600	46.35	-4.89	74.0	-27.65	Peak	5.00	150	Horizontal	Pass
3**	4213.600	37.01	-4.89	54.0	-16.99	AV	5.00	150	Horizontal	Pass
4	5321.400	105.03	-3.24	--	-155.97	Peak	261.00	150	Horizontal	N/A
4**	5321.400	98.64	-3.24	--	98.64	AV	261.00	150	Horizontal	N/A
5	7488.750	46.04	-1.84	74.0	-27.96	Peak	278.00	150	Horizontal	Pass
5**	7488.750	38.22	-1.84	54.0	-15.78	AV	278.00	150	Horizontal	Pass
6	12217.263	50.02	2.59	74.0	-23.98	Peak	155.00	150	Horizontal	Pass
6**	12217.263	41.29	2.59	54.0	-12.71	AV	155.00	150	Horizontal	Pass

11ac20, U-NII-2A, 1 GHz to 18 GHz, High Channel, ANT V

No.	Frequency (MHz)	Results (dBuV/m)	Factor (dB)	Limit (dBuV/m)	Over Limit (dB)	Detector	Table (Degree)	Height (cm)	Antenna	Verdict
1	1084.600	35.24	-18.68	74.0	-38.76	Peak	108.00	150	Vertical	Pass
1**	1084.600	28.53	-18.68	54.0	-25.47	AV	108.00	150	Vertical	Pass
2	1558.000	36.84	-17.71	74.0	-37.16	Peak	177.00	150	Vertical	Pass
2**	1558.000	27.95	-17.71	54.0	-26.05	AV	177.00	150	Vertical	Pass
3	4100.600	46.37	-5.28	74.0	-27.63	Peak	344.00	150	Vertical	Pass
3**	4100.600	37.20	-5.28	54.0	-16.80	AV	344.00	150	Vertical	Pass
4	5323.400	99.71	-3.25	--	-254.29	Peak	354.00	150	Vertical	N/A
4**	5323.400	92.95	-3.25	--	92.95	AV	354.00	150	Vertical	N/A
5	7498.812	46.57	-1.89	74.0	-27.43	Peak	80.00	150	Vertical	Pass
5**	7498.812	37.96	-1.89	54.0	-16.04	AV	80.00	150	Vertical	Pass
6	12234.512	49.76	2.63	74.0	-24.24	Peak	218.00	150	Vertical	Pass
6**	12234.512	41.37	2.63	54.0	-12.63	AV	218.00	150	Vertical	Pass

11ac40, U-NII-2A, 1 GHz to 18 GHz, Low Channel, ANT H

No.	Frequency (MHz)	Results (dBuV/m)	Factor (dB)	Limit (dBuV/m)	Over Limit (dB)	Detector	Table (Degree)	Height (cm)	Antenna	Verdict
1	1128.000	35.14	-18.42	74.0	-38.86	Peak	272.00	150	Horizontal	Pass
1**	1128.000	26.08	-18.42	54.0	-27.92	AV	272.00	150	Horizontal	Pass
2	1536.400	36.82	-17.65	74.0	-37.18	Peak	206.00	150	Horizontal	Pass
2**	1536.400	28.35	-17.65	54.0	-25.65	AV	206.00	150	Horizontal	Pass
3	4085.000	46.15	-5.03	74.0	-27.85	Peak	169.00	150	Horizontal	Pass
3**	4085.000	36.67	-5.03	54.0	-17.33	AV	169.00	150	Horizontal	Pass
4	5269.000	102.10	-3.73	--	-153.90	Peak	256.00	150	Horizontal	N/A
4**	5269.000	95.65	-3.73	--	95.65	AV	256.00	150	Horizontal	N/A
5	7542.800	45.88	-1.63	74.0	-28.12	Peak	318.00	150	Horizontal	Pass
5**	7542.800	37.68	-1.63	54.0	-16.32	AV	318.00	150	Horizontal	Pass
6	11629.901	49.34	2.33	74.0	-24.66	Peak	73.00	150	Horizontal	Pass
6**	11629.901	41.43	2.33	54.0	-12.57	AV	73.00	150	Horizontal	Pass

11ac40, U-NII-2A, 1 GHz to 18 GHz, Low Channel, ANT V

No.	Frequency (MHz)	Results (dBuV/m)	Factor (dB)	Limit (dBuV/m)	Over Limit (dB)	Detector	Table (Degree)	Height (cm)	Antenna	Verdict
1	1185.100	36.34	-18.26	74.0	-37.66	Peak	360.00	150	Vertical	Pass
1**	1185.100	26.72	-18.26	54.0	-27.28	AV	360.00	150	Vertical	Pass
2	1559.700	36.45	-17.61	74.0	-37.55	Peak	18.00	150	Vertical	Pass
2**	1559.700	27.87	-17.61	54.0	-26.13	AV	18.00	150	Vertical	Pass
3	4097.200	46.33	-5.17	74.0	-27.67	Peak	19.00	150	Vertical	Pass
3**	4097.200	36.69	-5.17	54.0	-17.31	AV	19.00	150	Vertical	Pass
4	5272.000	95.17	-3.65	--	-250.83	Peak	346.00	150	Vertical	N/A
4**	5272.000	88.74	-3.65	--	88.74	AV	346.00	150	Vertical	N/A
5	7532.450	45.72	-1.68	74.0	-28.28	Peak	281.00	150	Vertical	Pass
5**	7532.450	37.82	-1.68	54.0	-16.18	AV	281.00	150	Vertical	Pass
6	11688.549	49.61	2.40	74.0	-24.39	Peak	199.00	150	Vertical	Pass
6**	11688.549	40.20	2.40	54.0	-13.80	AV	199.00	150	Vertical	Pass

11ac40, U-NII-2A, 1 GHz to 18 GHz, High Channel, ANT H

No.	Frequency (MHz)	Results (dBuV/m)	Factor (dB)	Limit (dBuV/m)	Over Limit (dB)	Detector	Table (Degree)	Height (cm)	Antenna	Verdict
1	1096.200	35.27	-18.58	74.0	-38.73	Peak	109.00	150	Horizontal	Pass
1**	1096.200	27.98	-18.58	54.0	-26.02	AV	109.00	150	Horizontal	Pass
2	1511.400	36.25	-17.80	74.0	-37.75	Peak	123.00	150	Horizontal	Pass
2**	1511.400	28.43	-17.80	54.0	-25.57	AV	123.00	150	Horizontal	Pass
3	3782.200	45.44	-5.57	74.0	-28.56	Peak	360.00	150	Horizontal	Pass
3**	3782.200	36.88	-5.57	54.0	-17.12	AV	360.00	150	Horizontal	Pass
4	5317.000	101.78	-3.21	--	-153.22	Peak	255.00	150	Horizontal	N/A
4**	5317.000	95.14	-3.21	--	95.14	AV	255.00	150	Horizontal	N/A
5	7477.250	46.51	-1.96	74.0	-27.49	Peak	275.00	150	Horizontal	Pass
5**	7477.250	37.47	-1.96	54.0	-16.53	AV	275.00	150	Horizontal	Pass
6	11720.175	49.60	2.00	74.0	-24.40	Peak	16.00	150	Horizontal	Pass
6**	11720.175	40.46	2.00	54.0	-13.54	AV	16.00	150	Horizontal	Pass

11ac40, U-NII-2A, 1 GHz to 18 GHz, High Channel, ANT V

No.	Frequency (MHz)	Results (dBuV/m)	Factor (dB)	Limit (dBuV/m)	Over Limit (dB)	Detector	Table (Degree)	Height (cm)	Antenna	Verdict
1	1173.000	35.61	-18.43	74.0	-38.39	Peak	293.00	150	Vertical	Pass
1**	1173.000	28.47	-18.43	54.0	-25.53	AV	293.00	150	Vertical	Pass
2	1516.600	36.18	-17.75	74.0	-37.82	Peak	265.00	150	Vertical	Pass
2**	1516.600	28.05	-17.75	54.0	-25.95	AV	265.00	150	Vertical	Pass
3	4064.400	46.13	-5.41	74.0	-27.87	Peak	0.00	150	Vertical	Pass
3**	4064.400	37.34	-5.41	54.0	-16.66	AV	0.00	150	Vertical	Pass
4	5307.800	95.04	-3.28	--	96.04	Peak	0.00	150	Vertical	N/A
4**	5307.800	89.59	-3.28	--	89.59	AV	0.00	150	Vertical	N/A
5	7427.225	45.87	-2.14	74.0	-28.13	Peak	84.00	150	Vertical	Pass
5**	7427.225	37.30	-2.14	54.0	-16.70	AV	84.00	150	Vertical	Pass
6	12246.587	50.05	2.66	74.0	-23.95	Peak	195.00	150	Vertical	Pass
6**	12246.587	40.90	2.66	54.0	-13.10	AV	195.00	150	Vertical	Pass

11ac80, U-NII-2A, 1 GHz to 18 GHz, Middle Channel, ANT H

No.	Frequency (MHz)	Results (dBuV/m)	Factor (dB)	Limit (dBuV/m)	Over Limit (dB)	Detector	Table (Degree)	Height (cm)	Antenna	Verdict
1	1118.600	35.61	-18.38	74.0	-38.39	Peak	335.00	150	Horizontal	Pass
1**	1118.600	28.17	-18.38	54.0	-25.83	AV	335.00	150	Horizontal	Pass
2	1557.900	36.88	-17.71	74.0	-37.12	Peak	19.00	150	Horizontal	Pass
2**	1557.900	28.01	-17.71	54.0	-25.99	AV	19.00	150	Horizontal	Pass
3	4183.600	46.40	-5.06	74.0	-27.60	Peak	0.00	150	Horizontal	Pass
3**	4183.600	37.75	-5.06	54.0	-16.25	AV	0.00	150	Horizontal	Pass
4	5283.400	99.74	-3.52	--	12.74	Peak	87.00	150	Horizontal	N/A
4**	5283.400	91.60	-3.52	--	91.60	AV	87.00	150	Horizontal	N/A
5	7524.687	46.36	-1.62	74.0	-27.64	Peak	205.00	150	Horizontal	Pass
5**	7524.687	37.53	-1.62	54.0	-16.47	AV	205.00	150	Horizontal	Pass
6	11622.138	49.54	2.25	74.0	-24.46	Peak	272.00	150	Horizontal	Pass
6**	11622.138	41.00	2.25	54.0	-13.00	AV	272.00	150	Horizontal	Pass

11ac80, U-NII-2A, 1 GHz to 18 GHz, Middle Channel, ANT V

No.	Frequency (MHz)	Results (dBuV/m)	Factor (dB)	Limit (dBuV/m)	Over Limit (dB)	Detector	Table (Degree)	Height (cm)	Antenna	Verdict
1	1139.800	36.08	-18.36	74.0	-37.92	Peak	0.00	150	Vertical	Pass
1**	1139.800	26.26	-18.36	54.0	-27.74	AV	0.00	150	Vertical	Pass
2	1503.600	36.33	-17.79	74.0	-37.67	Peak	99.00	150	Vertical	Pass
2**	1503.600	28.97	-17.79	54.0	-25.03	AV	99.00	150	Vertical	Pass
3	3956.400	45.49	-5.84	74.0	-28.51	Peak	0.00	150	Vertical	Pass
3**	3956.400	35.86	-5.84	54.0	-18.14	AV	0.00	150	Vertical	Pass
4	5283.400	93.24	-3.52	--	-249.76	Peak	343.00	150	Vertical	N/A
4**	5283.400	84.91	-3.52	--	84.91	AV	343.00	150	Vertical	N/A
5	7495.363	46.11	-1.85	74.0	-27.89	Peak	115.00	150	Vertical	Pass
5**	7495.363	37.49	-1.85	54.0	-16.51	AV	115.00	150	Vertical	Pass
6	11712.125	49.97	2.12	74.0	-24.03	Peak	360.00	150	Vertical	Pass
6**	11712.125	40.93	2.12	54.0	-13.07	AV	360.00	150	Vertical	Pass

11a, U-NII-2C, 1 GHz to 18 GHz, Low Channel, ANT H

No.	Frequency (MHz)	Results (dBuV/m)	Factor (dB)	Limit (dBuV/m)	Over Limit (dB)	Detector	Table (Degree)	Height (cm)	Antenna	Verdict
1	1183.500	35.13	-18.28	74.0	-38.87	Peak	301.00	150	Horizontal	Pass
1**	1183.500	26.67	-18.28	54.0	-27.33	AV	301.00	150	Horizontal	Pass
2	1598.400	37.46	-17.73	74.0	-36.54	Peak	176.00	150	Horizontal	Pass
2**	1598.400	28.05	-17.73	54.0	-25.95	AV	176.00	150	Horizontal	Pass
3	4234.000	46.29	-5.11	74.0	-27.71	Peak	154.00	150	Horizontal	Pass
3**	4234.000	36.67	-5.11	54.0	-17.33	AV	154.00	150	Horizontal	Pass
4	5498.600	105.19	-2.82	--	-136.81	Peak	242.00	150	Horizontal	N/A
4**	5498.600	99.03	-2.82	--	99.03	AV	242.00	150	Horizontal	N/A
5	7491.625	47.00	-1.84	74.0	-27.00	Peak	266.00	150	Horizontal	Pass
5**	7491.625	37.49	-1.84	54.0	-16.51	AV	266.00	150	Horizontal	Pass
6	11670.438	49.94	2.47	74.0	-24.06	Peak	172.00	150	Horizontal	Pass
6**	11670.438	40.37	2.47	54.0	-13.63	AV	172.00	150	Horizontal	Pass

11a, U-NII-2C, 1 GHz to 18 GHz, Low Channel, ANT V

No.	Frequency (MHz)	Results (dBuV/m)	Factor (dB)	Limit (dBuV/m)	Over Limit (dB)	Detector	Table (Degree)	Height (cm)	Antenna	Verdict
1	1163.600	35.45	-18.40	74.0	-38.55	Peak	300.00	150	Vertical	Pass
1**	1163.600	26.62	-18.40	54.0	-27.38	AV	300.00	150	Vertical	Pass
2	1508.000	36.93	-17.80	74.0	-37.07	Peak	0.00	150	Vertical	Pass
2**	1508.000	27.72	-17.80	54.0	-26.28	AV	0.00	150	Vertical	Pass
3	4277.600	46.58	-4.74	74.0	-27.42	Peak	81.00	150	Vertical	Pass
3**	4277.600	37.86	-4.74	54.0	-16.14	AV	81.00	150	Vertical	Pass
4	5498.800	98.13	-2.82	--	-251.87	Peak	350.00	150	Vertical	N/A
4**	5498.800	92.01	-2.82	--	92.01	AV	350.00	150	Vertical	N/A
5	7549.700	46.23	-1.60	74.0	-27.77	Peak	67.00	150	Vertical	Pass
5**	7549.700	38.59	-1.60	54.0	-15.41	AV	67.00	150	Vertical	Pass
6	11694.588	49.36	2.35	74.0	-24.64	Peak	360.00	150	Vertical	Pass
6**	11694.588	40.86	2.35	54.0	-13.14	AV	360.00	150	Vertical	Pass

11a, U-NII-2C, 1 GHz to 18 GHz, Middle Channel, ANT H

No.	Frequency (MHz)	Results (dBuV/m)	Factor (dB)	Limit (dBuV/m)	Over Limit (dB)	Detector	Table (Degree)	Height (cm)	Antenna	Verdict
1	1197.500	36.40	-18.18	74.0	-37.60	Peak	314.00	150	Horizontal	Pass
1**	1197.500	26.60	-18.18	54.0	-27.40	AV	314.00	150	Horizontal	Pass
2	1578.500	36.58	-17.51	74.0	-37.42	Peak	175.00	150	Horizontal	Pass
2**	1578.500	27.70	-17.51	54.0	-26.30	AV	175.00	150	Horizontal	Pass
3	4061.000	46.08	-5.50	74.0	-27.92	Peak	336.00	150	Horizontal	Pass
3**	4061.000	36.78	-5.50	54.0	-17.22	AV	336.00	150	Horizontal	Pass
4	5579.800	105.60	-3.20	--	-156.40	Peak	262.00	150	Horizontal	N/A
4**	5579.800	99.86	-3.20	--	99.86	AV	262.00	150	Horizontal	N/A
5	7570.975	46.84	-2.06	74.0	-27.16	Peak	46.00	150	Horizontal	Pass
5**	7570.975	36.90	-2.06	54.0	-17.10	AV	46.00	150	Horizontal	Pass
6	11646.000	49.61	2.51	74.0	-24.39	Peak	273.00	150	Horizontal	Pass
6**	11646.000	41.15	2.51	54.0	-12.85	AV	273.00	150	Horizontal	Pass

11a, U-NII-2C, 1 GHz to 18 GHz, Middle Channel, ANT V

No.	Frequency (MHz)	Results (dBuV/m)	Factor (dB)	Limit (dBuV/m)	Over Limit (dB)	Detector	Table (Degree)	Height (cm)	Antenna	Verdict
1	1170.000	35.74	-18.46	74.0	-38.26	Peak	167.00	150	Vertical	Pass
1**	1170.000	26.33	-18.46	54.0	-27.67	AV	167.00	150	Vertical	Pass
2	1552.400	36.25	-17.68	74.0	-37.75	Peak	3.00	150	Vertical	Pass
2**	1552.400	27.92	-17.68	54.0	-26.08	AV	3.00	150	Vertical	Pass
3	4299.400	47.28	-4.88	74.0	-26.72	Peak	337.00	150	Vertical	Pass
3**	4299.400	36.82	-4.88	54.0	-17.18	AV	337.00	150	Vertical	Pass
4	5578.800	99.18	-3.16	--	10.18	Peak	89.00	150	Vertical	N/A
4**	5578.800	92.72	-3.16	--	92.72	AV	89.00	150	Vertical	N/A
5	7539.638	46.07	-1.68	74.0	-27.93	Peak	60.00	150	Vertical	Pass
5**	7539.638	38.29	-1.68	54.0	-15.71	AV	60.00	150	Vertical	Pass
6	11669.576	50.03	2.48	74.0	-23.97	Peak	303.00	150	Vertical	Pass
6**	11669.576	41.23	2.48	54.0	-12.77	AV	303.00	150	Vertical	Pass

11a, U-NII-2C, 1 GHz to 18 GHz, High Channel, ANT H

No.	Frequency (MHz)	Results (dBuV/m)	Factor (dB)	Limit (dBuV/m)	Over Limit (dB)	Detector	Table (Degree)	Height (cm)	Antenna	Verdict
1	1096.100	36.35	-18.58	74.0	-37.65	Peak	251.00	150	Horizontal	Pass
1**	1096.100	30.15	-18.58	54.0	-23.85	AV	251.00	150	Horizontal	Pass
2	1501.800	37.34	-17.69	74.0	-36.66	Peak	360.00	150	Horizontal	Pass
2**	1501.800	27.24	-17.69	54.0	-26.76	AV	360.00	150	Horizontal	Pass
3	4063.800	45.73	-5.41	74.0	-28.27	Peak	240.00	150	Horizontal	Pass
3**	4063.800	37.74	-5.41	54.0	-16.26	AV	240.00	150	Horizontal	Pass
4	5702.200	99.95	-3.88	--	26.95	Peak	73.00	150	Horizontal	N/A
4**	5702.200	94.43	-3.88	--	94.43	AV	73.00	150	Horizontal	N/A
5	7561.487	46.33	-1.80	74.0	-27.67	Peak	297.00	150	Horizontal	Pass
5**	7561.487	36.96	-1.80	54.0	-17.04	AV	297.00	150	Horizontal	Pass
6	11692.862	49.39	2.36	74.0	-24.61	Peak	360.00	150	Horizontal	Pass
6**	11692.862	40.57	2.36	54.0	-13.43	AV	360.00	150	Horizontal	Pass

11a, U-NII-2C, 1 GHz to 18 GHz, High Channel, ANT V

No.	Frequency (MHz)	Results (dBuV/m)	Factor (dB)	Limit (dBuV/m)	Over Limit (dB)	Detector	Table (Degree)	Height (cm)	Antenna	Verdict
1	1096.100	36.35	-18.58	74.0	-37.65	Peak	251.00	150	Vertical	Pass
1**	1096.100	30.15	-18.58	54.0	-23.85	AV	251.00	150	Vertical	Pass
2	1501.800	37.34	-17.69	74.0	-36.66	Peak	360.00	150	Vertical	Pass
2**	1501.800	27.24	-17.69	54.0	-26.76	AV	360.00	150	Vertical	Pass
3	4063.800	45.73	-5.41	74.0	-28.27	Peak	240.00	150	Vertical	Pass
3**	4063.800	37.74	-5.41	54.0	-16.26	AV	240.00	150	Vertical	Pass
4	5702.200	99.95	-3.88	--	26.95	Peak	73.00	150	Vertical	N/A
4**	5702.200	94.43	-3.88	--	94.43	AV	73.00	150	Vertical	N/A
5	7561.487	46.33	-1.80	74.0	-27.67	Peak	297.00	150	Vertical	Pass
5**	7561.487	36.96	-1.80	54.0	-17.04	AV	297.00	150	Vertical	Pass
6	11692.862	49.39	2.36	74.0	-24.61	Peak	360.00	150	Vertical	Pass
6**	11692.862	40.57	2.36	54.0	-13.43	AV	360.00	150	Vertical	Pass

11n20, U-NII-2C, 1 GHz to 18 GHz, Low Channel, ANT H

No.	Frequency (MHz)	Results (dBuV/m)	Factor (dB)	Limit (dBuV/m)	Over Limit (dB)	Detector	Table (Degree)	Height (cm)	Antenna	Verdict
1	1153.200	35.52	-18.38	74.0	-38.48	Peak	287.00	150	Horizontal	Pass
1**	1153.200	26.45	-18.38	54.0	-27.55	AV	287.00	150	Horizontal	Pass
2	1547.100	36.98	-17.75	74.0	-37.02	Peak	248.00	150	Horizontal	Pass
2**	1547.100	28.12	-17.75	54.0	-25.88	AV	248.00	150	Horizontal	Pass
3	4251.200	46.56	-4.72	74.0	-27.44	Peak	360.00	150	Horizontal	Pass
3**	4251.200	37.21	-4.72	54.0	-16.79	AV	360.00	150	Horizontal	Pass
4	5501.400	104.90	-2.86	--	-114.10	Peak	219.00	150	Horizontal	N/A
4**	5501.400	98.41	-2.86	--	98.41	AV	219.00	150	Horizontal	N/A
5	7430.675	46.21	-2.17	74.0	-27.79	Peak	133.00	150	Horizontal	Pass
5**	7430.675	36.79	-2.17	54.0	-17.21	AV	133.00	150	Horizontal	Pass
6	11674.750	49.92	2.46	74.0	-24.08	Peak	150.00	150	Horizontal	Pass
6**	11674.750	40.81	2.46	54.0	-13.19	AV	150.00	150	Horizontal	Pass

11n20, U-NII-2C, 1 GHz to 18 GHz, Low Channel, ANT V

No.	Frequency (MHz)	Results (dBuV/m)	Factor (dB)	Limit (dBuV/m)	Over Limit (dB)	Detector	Table (Degree)	Height (cm)	Antenna	Verdict
1	1150.700	34.81	-18.32	74.0	-39.19	Peak	360.00	150	Vertical	Pass
1**	1150.700	25.56	-18.32	54.0	-28.44	AV	360.00	150	Vertical	Pass
2	1526.100	37.18	-17.75	74.0	-36.82	Peak	260.00	150	Vertical	Pass
2**	1526.100	27.64	-17.75	54.0	-26.36	AV	260.00	150	Vertical	Pass
3	4209.000	47.13	-5.06	74.0	-26.87	Peak	160.00	150	Vertical	Pass
3**	4209.000	38.18	-5.06	54.0	-15.82	AV	160.00	150	Vertical	Pass
4	5498.600	98.06	-2.82	--	-246.94	Peak	345.00	150	Vertical	N/A
4**	5498.600	91.18	-2.82	--	91.18	AV	345.00	150	Vertical	N/A
5	7508.013	46.39	-1.83	74.0	-27.61	Peak	181.00	150	Vertical	Pass
5**	7508.013	37.39	-1.83	54.0	-16.61	AV	181.00	150	Vertical	Pass
6	11654.338	49.53	2.54	74.0	-24.47	Peak	347.00	150	Vertical	Pass
6**	11654.338	42.18	2.54	54.0	-11.82	AV	347.00	150	Vertical	Pass

11n20, U-NII-2C, 1 GHz to 18 GHz, Middle Channel, ANT H

No.	Frequency (MHz)	Results (dBuV/m)	Factor (dB)	Limit (dBuV/m)	Over Limit (dB)	Detector	Table (Degree)	Height (cm)	Antenna	Verdict
1	1179.000	35.82	-18.40	74.0	-38.18	Peak	306.00	150	Horizontal	Pass
1**	1179.000	25.92	-18.40	54.0	-28.08	AV	306.00	150	Horizontal	Pass
2	1549.400	36.47	-17.69	74.0	-37.53	Peak	286.00	150	Horizontal	Pass
2**	1549.400	28.37	-17.69	54.0	-25.63	AV	286.00	150	Horizontal	Pass
3	4249.000	46.31	-4.74	74.0	-27.69	Peak	0.00	150	Horizontal	Pass
3**	4249.000	37.16	-4.74	54.0	-16.84	AV	0.00	150	Horizontal	Pass
4	5582.000	105.55	-3.25	--	-157.45	Peak	263.00	150	Horizontal	N/A
4**	5582.000	99.11	-3.25	--	99.11	AV	263.00	150	Horizontal	N/A
5	7409.400	46.07	-1.75	74.0	-27.93	Peak	346.00	150	Horizontal	Pass
5**	7409.400	37.50	-1.75	54.0	-16.50	AV	346.00	150	Horizontal	Pass
6	11647.150	49.88	2.52	74.0	-24.12	Peak	11.00	150	Horizontal	Pass
6**	11647.150	41.02	2.52	54.0	-12.98	AV	11.00	150	Horizontal	Pass

11n20, U-NII-2C, 1 GHz to 18 GHz, Middle Channel, ANT V

No.	Frequency (MHz)	Results (dBuV/m)	Factor (dB)	Limit (dBuV/m)	Over Limit (dB)	Detector	Table (Degree)	Height (cm)	Antenna	Verdict
1	1211.200	36.15	-17.96	74.0	-37.85	Peak	360.00	150	Vertical	Pass
1**	1211.200	28.50	-17.96	54.0	-25.50	AV	360.00	150	Vertical	Pass
2	1501.300	36.64	-17.69	74.0	-37.36	Peak	160.00	150	Vertical	Pass
2**	1501.300	27.55	-17.69	54.0	-26.45	AV	160.00	150	Vertical	Pass
3	4008.800	45.91	-5.80	74.0	-28.09	Peak	33.00	150	Vertical	Pass
3**	4008.800	36.70	-5.80	54.0	-17.30	AV	33.00	150	Vertical	Pass
4	5580.800	98.98	-3.23	--	15.98	Peak	83.00	150	Vertical	N/A
4**	5580.800	92.15	-3.23	--	92.15	AV	83.00	150	Vertical	N/A
5	7377.200	46.32	-1.74	74.0	-27.68	Peak	347.00	150	Vertical	Pass
5**	7377.200	37.14	-1.74	54.0	-16.86	AV	347.00	150	Vertical	Pass
6	11616.388	50.23	2.18	74.0	-23.77	Peak	189.00	150	Vertical	Pass
6**	11616.388	41.13	2.18	54.0	-12.87	AV	189.00	150	Vertical	Pass

11n20, U-NII-2C, 1 GHz to 18 GHz, High Channel, ANT H

No.	Frequency (MHz)	Results (dBuV/m)	Factor (dB)	Limit (dBuV/m)	Over Limit (dB)	Detector	Table (Degree)	Height (cm)	Antenna	Verdict
1	1131.200	35.36	-18.34	74.0	-38.64	Peak	232.00	150	Horizontal	Pass
1**	1131.200	26.80	-18.34	54.0	-27.20	AV	232.00	150	Horizontal	Pass
2	1501.000	37.02	-17.68	74.0	-36.98	Peak	147.00	150	Horizontal	Pass
2**	1501.000	27.37	-17.68	54.0	-26.63	AV	147.00	150	Horizontal	Pass
3	4087.600	47.03	-4.97	74.0	-26.97	Peak	293.00	150	Horizontal	Pass
3**	4087.600	38.19	-4.97	54.0	-15.81	AV	293.00	150	Horizontal	Pass
4	5698.600	105.26	-3.93	--	-151.74	Peak	257.00	150	Horizontal	N/A
4**	5698.600	98.52	-3.93	--	98.52	AV	257.00	150	Horizontal	N/A
5	7520.663	46.06	-1.59	74.0	-27.94	Peak	32.00	150	Horizontal	Pass
5**	7520.663	37.21	-1.59	54.0	-16.79	AV	32.00	150	Horizontal	Pass
6	11655.200	49.16	2.54	74.0	-24.84	Peak	242.00	150	Horizontal	Pass
6**	11655.200	41.94	2.54	54.0	-12.06	AV	242.00	150	Horizontal	Pass

11n20, U-NII-2C, 1 GHz to 18 GHz, High Channel, ANT V

No.	Frequency (MHz)	Results (dBuV/m)	Factor (dB)	Limit (dBuV/m)	Over Limit (dB)	Detector	Table (Degree)	Height (cm)	Antenna	Verdict
1	1096.000	35.35	-18.58	74.0	-38.65	Peak	275.00	150	Vertical	Pass
1**	1096.000	28.45	-18.58	54.0	-25.55	AV	275.00	150	Vertical	Pass
2	1576.800	36.70	-17.51	74.0	-37.30	Peak	345.00	150	Vertical	Pass
2**	1576.800	27.19	-17.51	54.0	-26.81	AV	345.00	150	Vertical	Pass
3	4064.000	46.41	-5.41	74.0	-27.59	Peak	190.00	150	Vertical	Pass
3**	4064.000	36.49	-5.41	54.0	-17.51	AV	190.00	150	Vertical	Pass
4	5698.800	98.69	-3.93	--	32.69	Peak	66.00	150	Vertical	N/A
4**	5698.800	92.74	-3.93	--	92.74	AV	66.00	150	Vertical	N/A
5	7549.412	45.44	-1.60	74.0	-28.56	Peak	293.00	150	Vertical	Pass
5**	7549.412	37.15	-1.60	54.0	-16.85	AV	293.00	150	Vertical	Pass
6	12223.300	49.56	2.61	74.0	-24.44	Peak	360.00	150	Vertical	Pass
6**	12223.300	39.94	2.61	54.0	-14.06	AV	360.00	150	Vertical	Pass

11n40, U-NII-2C, 1 GHz to 18 GHz, Low Channel, ANT H

No.	Frequency (MHz)	Results (dBuV/m)	Factor (dB)	Limit (dBuV/m)	Over Limit (dB)	Detector	Table (Degree)	Height (cm)	Antenna	Verdict
1	1195.800	36.53	-18.19	74.0	-37.47	Peak	206.00	150	Horizontal	Pass
1**	1195.800	26.65	-18.19	54.0	-27.35	AV	206.00	150	Horizontal	Pass
2	1582.400	36.93	-17.59	74.0	-37.07	Peak	272.00	150	Horizontal	Pass
2**	1582.400	28.01	-17.59	54.0	-25.99	AV	272.00	150	Horizontal	Pass
3	4186.400	46.24	-5.15	74.0	-27.76	Peak	0.00	150	Horizontal	Pass
3**	4186.400	36.58	-5.15	54.0	-17.42	AV	0.00	150	Horizontal	Pass
4	5503.200	101.31	-2.94	--	-112.69	Peak	214.00	150	Horizontal	N/A
4**	5503.200	92.92	-2.94	--	92.92	AV	214.00	150	Horizontal	N/A
5	7531.013	46.34	-1.64	74.0	-27.66	Peak	234.00	150	Horizontal	Pass
5**	7531.013	37.71	-1.64	54.0	-16.29	AV	234.00	150	Horizontal	Pass
6	11679.062	49.66	2.44	74.0	-24.34	Peak	360.00	150	Horizontal	Pass
6**	11679.062	40.71	2.44	54.0	-13.29	AV	360.00	150	Horizontal	Pass

11n40, U-NII-2C, 1 GHz to 18 GHz, Low Channel, ANT V

No.	Frequency (MHz)	Results (dBuV/m)	Factor (dB)	Limit (dBuV/m)	Over Limit (dB)	Detector	Table (Degree)	Height (cm)	Antenna	Verdict
1	1096.300	35.02	-18.59	74.0	-38.98	Peak	345.00	150	Vertical	Pass
1**	1096.300	28.41	-18.59	54.0	-25.59	AV	345.00	150	Vertical	Pass
2	1569.900	37.43	-17.60	74.0	-36.57	Peak	110.00	150	Vertical	Pass
2**	1569.900	27.62	-17.60	54.0	-26.38	AV	110.00	150	Vertical	Pass
3	4200.200	46.35	-5.24	74.0	-27.65	Peak	13.00	150	Vertical	Pass
3**	4200.200	37.32	-5.24	54.0	-16.68	AV	13.00	150	Vertical	Pass
4	5511.800	94.41	-2.90	--	-259.59	Peak	354.00	150	Vertical	N/A
4**	5511.800	89.63	-2.90	--	89.63	AV	354.00	150	Vertical	N/A
5	7503.125	46.55	-1.86	74.0	-27.45	Peak	328.00	150	Vertical	Pass
5**	7503.125	37.75	-1.86	54.0	-16.25	AV	328.00	150	Vertical	Pass
6	11792.050	49.31	1.13	74.0	-24.69	Peak	328.00	150	Vertical	Pass
6**	11792.050	39.53	1.13	54.0	-14.47	AV	328.00	150	Vertical	Pass

11n40, U-NII-2C, 1 GHz to 18 GHz, Middle Channel, ANT H

No.	Frequency (MHz)	Results (dBuV/m)	Factor (dB)	Limit (dBuV/m)	Over Limit (dB)	Detector	Table (Degree)	Height (cm)	Antenna	Verdict
1	1156.100	35.18	-18.33	74.0	-38.82	Peak	360.00	150	Horizontal	Pass
1**	1156.100	25.84	-18.33	54.0	-28.16	AV	360.00	150	Horizontal	Pass
2	1553.300	36.34	-17.71	74.0	-37.66	Peak	225.00	150	Horizontal	Pass
2**	1553.300	28.30	-17.71	54.0	-25.70	AV	225.00	150	Horizontal	Pass
3	3994.200	45.70	-5.70	74.0	-28.30	Peak	34.00	150	Horizontal	Pass
3**	3994.200	36.08	-5.70	54.0	-17.92	AV	34.00	150	Horizontal	Pass
4	5591.800	103.22	-3.26	--	-147.78	Peak	251.00	150	Horizontal	N/A
4**	5591.800	96.90	-3.26	--	96.90	AV	251.00	150	Horizontal	N/A
5	7534.750	46.14	-1.75	74.0	-27.86	Peak	346.00	150	Horizontal	Pass
5**	7534.750	36.91	-1.75	54.0	-17.09	AV	346.00	150	Horizontal	Pass
6	11608.912	49.20	2.10	74.0	-24.80	Peak	214.00	150	Horizontal	Pass
6**	11608.912	43.13	2.10	54.0	-10.87	AV	214.00	150	Horizontal	Pass

11n40, U-NII-2C, 1 GHz to 18 GHz, Middle Channel, ANT V

No.	Frequency (MHz)	Results (dBuV/m)	Factor (dB)	Limit (dBuV/m)	Over Limit (dB)	Detector	Table (Degree)	Height (cm)	Antenna	Verdict
1	1187.200	35.45	-18.31	74.0	-38.55	Peak	0.00	150	Vertical	Pass
1**	1187.200	26.44	-18.31	54.0	-27.56	AV	0.00	150	Vertical	Pass
2	1520.800	36.62	-17.69	74.0	-37.38	Peak	293.00	150	Vertical	Pass
2**	1520.800	27.18	-17.69	54.0	-26.82	AV	293.00	150	Vertical	Pass
3	4066.400	45.65	-5.42	74.0	-28.35	Peak	203.00	150	Vertical	Pass
3**	4066.400	36.72	-5.42	54.0	-17.28	AV	203.00	150	Vertical	Pass
4	5592.800	96.80	-3.30	--	6.80	Peak	90.00	150	Vertical	N/A
4**	5592.800	89.36	-3.30	--	89.36	AV	90.00	150	Vertical	N/A
5	7542.800	46.36	-1.63	74.0	-27.64	Peak	90.00	150	Vertical	Pass
5**	7542.800	38.27	-1.63	54.0	-15.73	AV	90.00	150	Vertical	Pass
6	11641.400	49.88	2.46	74.0	-24.12	Peak	264.00	150	Vertical	Pass
6**	11641.400	41.28	2.46	54.0	-12.72	AV	264.00	150	Vertical	Pass

11n40, U-NII-2C, 1 GHz to 18 GHz, High Channel, ANT H

No.	Frequency (MHz)	Results (dBuV/m)	Factor (dB)	Limit (dBuV/m)	Over Limit (dB)	Detector	Table (Degree)	Height (cm)	Antenna	Verdict
1	1166.300	35.42	-18.50	74.0	-38.58	Peak	341.00	150	Horizontal	Pass
1**	1166.300	26.69	-18.50	54.0	-27.31	AV	341.00	150	Horizontal	Pass
2	1516.700	36.89	-17.75	74.0	-37.11	Peak	315.00	150	Horizontal	Pass
2**	1516.700	27.73	-17.75	54.0	-26.27	AV	315.00	150	Horizontal	Pass
3	3795.400	45.89	-5.67	74.0	-28.11	Peak	35.00	150	Horizontal	Pass
3**	3795.400	36.24	-5.67	54.0	-17.76	AV	35.00	150	Horizontal	Pass
4	5664.400	101.91	-3.52	--	-163.09	Peak	265.00	150	Horizontal	N/A
4**	5664.400	94.64	-3.52	--	94.64	AV	265.00	150	Horizontal	N/A
5	7536.763	46.39	-1.72	74.0	-27.61	Peak	119.00	150	Horizontal	Pass
5**	7536.763	38.11	-1.72	54.0	-15.89	AV	119.00	150	Horizontal	Pass
6	11581.312	49.30	1.78	74.0	-24.70	Peak	78.00	150	Horizontal	Pass
6**	11581.312	40.41	1.78	54.0	-13.59	AV	78.00	150	Horizontal	Pass

11n40, U-NII-2C, 1 GHz to 18 GHz, High Channel, ANT V

No.	Frequency (MHz)	Results (dBuV/m)	Factor (dB)	Limit (dBuV/m)	Over Limit (dB)	Detector	Table (Degree)	Height (cm)	Antenna	Verdict
1	1186.500	35.59	-18.28	74.0	-38.41	Peak	177.00	150	Vertical	Pass
1**	1186.500	27.30	-18.28	54.0	-26.70	AV	177.00	150	Vertical	Pass
2	1562.900	36.31	-17.65	74.0	-37.69	Peak	316.00	150	Vertical	Pass
2**	1562.900	27.42	-17.65	54.0	-26.58	AV	316.00	150	Vertical	Pass
3	4087.000	45.90	-4.98	74.0	-28.10	Peak	347.00	150	Vertical	Pass
3**	4087.000	37.16	-4.98	54.0	-16.84	AV	347.00	150	Vertical	Pass
4	5673.000	96.57	-3.72	--	22.57	Peak	74.00	150	Vertical	N/A
4**	5673.000	89.82	-3.72	--	89.82	AV	74.00	150	Vertical	N/A
5	7542.513	46.28	-1.64	74.0	-27.72	Peak	305.00	150	Vertical	Pass
5**	7542.513	37.45	-1.64	54.0	-16.55	AV	305.00	150	Vertical	Pass
6	11694.300	49.96	2.35	74.0	-24.04	Peak	324.00	150	Vertical	Pass
6**	11694.300	40.63	2.35	54.0	-13.37	AV	324.00	150	Vertical	Pass

11ac20, U-NII-2C, 1 GHz to 18 GHz, Low Channel, ANT H

No.	Frequency (MHz)	Results (dBuV/m)	Factor (dB)	Limit (dBuV/m)	Over Limit (dB)	Detector	Table (Degree)	Height (cm)	Antenna	Verdict
1	1089.600	35.05	-18.65	74.0	-38.95	Peak	262.00	150	Horizontal	Pass
1**	1089.600	25.77	-18.65	54.0	-28.23	AV	262.00	150	Horizontal	Pass
2	1517.400	36.94	-17.74	74.0	-37.06	Peak	287.00	150	Horizontal	Pass
2**	1517.400	27.58	-17.74	54.0	-26.42	AV	287.00	150	Horizontal	Pass
3	3992.600	46.01	-5.74	74.0	-27.99	Peak	161.00	150	Horizontal	Pass
3**	3992.600	37.04	-5.74	54.0	-16.96	AV	161.00	150	Horizontal	Pass
4	5500.800	105.06	-2.85	--	-104.94	Peak	210.00	150	Horizontal	N/A
4**	5500.800	98.14	-2.85	--	98.14	AV	210.00	150	Horizontal	N/A
5	7491.913	46.14	-1.85	74.0	-27.86	Peak	284.00	150	Horizontal	Pass
5**	7491.913	37.48	-1.85	54.0	-16.52	AV	284.00	150	Horizontal	Pass
6	11638.813	49.51	2.43	74.0	-24.49	Peak	325.00	150	Horizontal	Pass
6**	11638.813	41.69	2.43	54.0	-12.31	AV	325.00	150	Horizontal	Pass

11ac20, U-NII-2C, 1 GHz to 18 GHz, Low Channel, ANT V

No.	Frequency (MHz)	Results (dBuV/m)	Factor (dB)	Limit (dBuV/m)	Over Limit (dB)	Detector	Table (Degree)	Height (cm)	Antenna	Verdict
1	1109.100	35.02	-18.50	74.0	-38.98	Peak	237.00	150	Vertical	Pass
1**	1109.100	26.95	-18.50	54.0	-27.05	AV	237.00	150	Vertical	Pass
2	1497.400	36.59	-17.78	74.0	-37.41	Peak	339.00	150	Vertical	Pass
2**	1497.400	28.68	-17.78	54.0	-25.32	AV	339.00	150	Vertical	Pass
3	4243.600	46.11	-4.88	74.0	-27.89	Peak	56.00	150	Vertical	Pass
3**	4243.600	37.88	-4.88	54.0	-16.12	AV	56.00	150	Vertical	Pass
4	5501.800	98.02	-2.87	--	-240.98	Peak	339.00	150	Vertical	N/A
4**	5501.800	92.53	-2.87	--	92.53	AV	339.00	150	Vertical	N/A
5	7545.388	45.94	-1.59	74.0	-28.06	Peak	220.00	150	Vertical	Pass
5**	7545.388	38.01	-1.59	54.0	-15.99	AV	220.00	150	Vertical	Pass
6	11665.263	50.19	2.50	74.0	-23.81	Peak	59.00	150	Vertical	Pass
6**	11665.263	40.91	2.50	54.0	-13.09	AV	59.00	150	Vertical	Pass

11ac20, U-NII-2C, 1 GHz to 18 GHz, Middle Channel, ANT H

No.	Frequency (MHz)	Results (dBuV/m)	Factor (dB)	Limit (dBuV/m)	Over Limit (dB)	Detector	Table (Degree)	Height (cm)	Antenna	Verdict
1	1152.400	35.68	-18.33	74.0	-38.32	Peak	225.00	150	Horizontal	Pass
1**	1152.400	26.74	-18.33	54.0	-27.26	AV	225.00	150	Horizontal	Pass
2	1566.300	36.86	-17.62	74.0	-37.14	Peak	149.00	150	Horizontal	Pass
2**	1566.300	27.71	-17.62	54.0	-26.29	AV	149.00	150	Horizontal	Pass
3	3776.600	45.73	-5.84	74.0	-28.27	Peak	122.00	150	Horizontal	Pass
3**	3776.600	37.33	-5.84	54.0	-16.67	AV	122.00	150	Horizontal	Pass
4	5581.200	105.68	-3.24	--	-162.32	Peak	268.00	150	Horizontal	N/A
4**	5581.200	99.34	-3.24	--	99.34	AV	268.00	150	Horizontal	N/A
5	7525.263	46.46	-1.61	74.0	-27.54	Peak	39.00	150	Horizontal	Pass
5**	7525.263	37.47	-1.61	54.0	-16.53	AV	39.00	150	Horizontal	Pass
6	11636.799	49.29	2.41	74.0	-24.71	Peak	39.00	150	Horizontal	Pass
6**	11636.799	40.64	2.41	54.0	-13.36	AV	39.00	150	Horizontal	Pass

11ac20, U-NII-2C, 1 GHz to 18 GHz, Middle Channel, ANT V

No.	Frequency (MHz)	Results (dBuV/m)	Factor (dB)	Limit (dBuV/m)	Over Limit (dB)	Detector	Table (Degree)	Height (cm)	Antenna	Verdict
1	1184.600	36.99	-18.26	74.0	-37.01	Peak	360.00	150	Vertical	Pass
1**	1184.600	26.55	-18.26	54.0	-27.45	AV	360.00	150	Vertical	Pass
2	1535.600	36.37	-17.71	74.0	-37.63	Peak	360.00	150	Vertical	Pass
2**	1535.600	28.26	-17.71	54.0	-25.74	AV	360.00	150	Vertical	Pass
3	4184.000	47.22	-5.07	74.0	-26.78	Peak	118.00	150	Vertical	Pass
3**	4184.000	37.26	-5.07	54.0	-16.74	AV	118.00	150	Vertical	Pass
4	5581.200	99.05	-3.24	--	21.05	Peak	78.00	150	Vertical	N/A
4**	5581.200	93.58	-3.24	--	93.58	AV	78.00	150	Vertical	N/A
5	7538.487	45.27	-1.69	74.0	-28.73	Peak	286.00	150	Vertical	Pass
5**	7538.487	37.11	-1.69	54.0	-16.89	AV	286.00	150	Vertical	Pass
6	11625.012	49.10	2.28	74.0	-24.90	Peak	265.00	150	Vertical	Pass
6**	11625.012	40.05	2.28	54.0	-13.95	AV	265.00	150	Vertical	Pass

11ac20, U-NII-2C, 1 GHz to 18 GHz, High Channel, ANT H

No.	Frequency (MHz)	Results (dBuV/m)	Factor (dB)	Limit (dBuV/m)	Over Limit (dB)	Detector	Table (Degree)	Height (cm)	Antenna	Verdict
1	1153.300	35.98	-18.38	74.0	-38.02	Peak	86.00	150	Horizontal	Pass
1**	1153.300	26.36	-18.38	54.0	-27.64	AV	86.00	150	Horizontal	Pass
2	1554.800	36.71	-17.75	74.0	-37.29	Peak	61.00	150	Horizontal	Pass
2**	1554.800	27.92	-17.75	54.0	-26.08	AV	61.00	150	Horizontal	Pass
3	4190.600	46.25	-5.30	74.0	-27.75	Peak	186.00	150	Horizontal	Pass
3**	4190.600	37.84	-5.30	54.0	-16.16	AV	186.00	150	Horizontal	Pass
4	5701.400	105.27	-3.89	--	-165.73	Peak	271.00	150	Horizontal	N/A
4**	5701.400	99.14	-3.89	--	99.14	AV	271.00	150	Horizontal	N/A
5	7543.088	46.74	-1.63	74.0	-27.26	Peak	323.00	150	Horizontal	Pass
5**	7543.088	38.44	-1.63	54.0	-15.56	AV	323.00	150	Horizontal	Pass
6	11644.276	49.23	2.49	74.0	-24.77	Peak	87.00	150	Horizontal	Pass
6**	11644.276	40.98	2.49	54.0	-13.02	AV	87.00	150	Horizontal	Pass

11ac20, U-NII-2C, 1 GHz to 18 GHz, High Channel, ANT V

No.	Frequency (MHz)	Results (dBuV/m)	Factor (dB)	Limit (dBuV/m)	Over Limit (dB)	Detector	Table (Degree)	Height (cm)	Antenna	Verdict
1	1138.800	35.10	-18.34	74.0	-38.90	Peak	47.00	150	Vertical	Pass
1**	1138.800	26.37	-18.34	54.0	-27.63	AV	47.00	150	Vertical	Pass
2	1539.700	36.71	-17.75	74.0	-37.29	Peak	150.00	150	Vertical	Pass
2**	1539.700	28.02	-17.75	54.0	-25.98	AV	150.00	150	Vertical	Pass
3	4244.200	46.48	-4.87	74.0	-27.52	Peak	253.00	150	Vertical	Pass
3**	4244.200	37.40	-4.87	54.0	-16.60	AV	253.00	150	Vertical	Pass
4	5703.600	99.89	-3.87	--	16.89	Peak	83.00	150	Vertical	N/A
4**	5703.600	92.33	-3.87	--	92.33	AV	83.00	150	Vertical	N/A
5	7524.112	45.92	-1.61	74.0	-28.08	Peak	61.00	150	Vertical	Pass
5**	7524.112	37.87	-1.61	54.0	-16.13	AV	61.00	150	Vertical	Pass
6	12258.662	50.40	2.59	74.0	-23.60	Peak	147.00	150	Vertical	Pass
6**	12258.662	41.31	2.59	54.0	-12.69	AV	147.00	150	Vertical	Pass

11ac40, U-NII-2C, 1 GHz to 18 GHz, Low Channel, ANT H

No.	Frequency (MHz)	Results (dBuV/m)	Factor (dB)	Limit (dBuV/m)	Over Limit (dB)	Detector	Table (Degree)	Height (cm)	Antenna	Verdict
1	1190.500	36.50	-18.22	74.0	-37.50	Peak	145.00	150	Horizontal	Pass
1**	1190.500	26.27	-18.22	54.0	-27.73	AV	145.00	150	Horizontal	Pass
2	1582.800	36.89	-17.61	74.0	-37.11	Peak	278.00	150	Horizontal	Pass
2**	1582.800	28.30	-17.61	54.0	-25.70	AV	278.00	150	Horizontal	Pass
3	4087.400	45.94	-4.98	74.0	-28.06	Peak	63.00	150	Horizontal	Pass
3**	4087.400	37.02	-4.98	54.0	-16.98	AV	63.00	150	Horizontal	Pass
4	5512.600	101.62	-2.92	--	-119.38	Peak	221.00	150	Horizontal	N/A
4**	5512.600	93.71	-2.92	--	93.71	AV	221.00	150	Horizontal	N/A
5	7501.112	46.54	-1.93	74.0	-27.46	Peak	69.00	150	Horizontal	Pass
5**	7501.112	37.76	-1.93	54.0	-16.24	AV	69.00	150	Horizontal	Pass
6	11610.350	49.41	2.12	74.0	-24.59	Peak	321.00	150	Horizontal	Pass
6**	11610.350	40.57	2.12	54.0	-13.43	AV	321.00	150	Horizontal	Pass

11ac40, U-NII-2C, 1 GHz to 18 GHz, Low Channel, ANT V

No.	Frequency (MHz)	Results (dBuV/m)	Factor (dB)	Limit (dBuV/m)	Over Limit (dB)	Detector	Table (Degree)	Height (cm)	Antenna	Verdict
1	1142.200	35.42	-18.38	74.0	-38.58	Peak	78.00	150	Vertical	Pass
1**	1142.200	26.63	-18.38	54.0	-27.37	AV	78.00	150	Vertical	Pass
2	1516.600	36.05	-17.75	74.0	-37.95	Peak	208.00	150	Vertical	Pass
2**	1516.600	27.33	-17.75	54.0	-26.67	AV	208.00	150	Vertical	Pass
3	3786.600	45.43	-5.50	74.0	-28.57	Peak	0.00	150	Vertical	Pass
3**	3786.600	36.49	-5.50	54.0	-17.51	AV	0.00	150	Vertical	Pass
4	5508.400	94.45	-2.96	--	-264.55	Peak	359.00	150	Vertical	N/A
4**	5508.400	88.51	-2.96	--	88.51	AV	359.00	150	Vertical	N/A
5	7553.438	47.04	-1.56	74.0	-26.96	Peak	1.00	150	Vertical	Pass
5**	7553.438	38.02	-1.56	54.0	-15.98	AV	1.00	150	Vertical	Pass
6	12191.100	50.84	2.43	74.0	-23.16	Peak	360.00	150	Vertical	Pass
6**	12191.100	40.92	2.43	54.0	-13.08	AV	360.00	150	Vertical	Pass

11ac40, U-NII-2C, 1 GHz to 18 GHz, Middle Channel, ANT H

No.	Frequency (MHz)	Results (dBuV/m)	Factor (dB)	Limit (dBuV/m)	Over Limit (dB)	Detector	Table (Degree)	Height (cm)	Antenna	Verdict
1	1083.900	36.07	-18.66	74.0	-37.93	Peak	82.00	150	Horizontal	Pass
1**	1083.900	26.71	-18.66	54.0	-27.29	AV	82.00	150	Horizontal	Pass
2	1546.900	36.87	-17.75	74.0	-37.13	Peak	31.00	150	Horizontal	Pass
2**	1546.900	26.81	-17.75	54.0	-27.19	AV	31.00	150	Horizontal	Pass
3	4233.800	46.44	-5.10	74.0	-27.56	Peak	43.00	150	Horizontal	Pass
3**	4233.800	36.57	-5.10	54.0	-17.43	AV	43.00	150	Horizontal	Pass
4	5591.400	102.98	-3.25	--	-161.02	Peak	264.00	150	Horizontal	N/A
4**	5591.400	96.38	-3.25	--	96.38	AV	264.00	150	Horizontal	N/A
5	7497.662	46.04	-1.86	74.0	-27.96	Peak	108.00	150	Horizontal	Pass
5**	7497.662	37.16	-1.86	54.0	-16.84	AV	108.00	150	Horizontal	Pass
6	12335.138	50.28	2.12	74.0	-23.72	Peak	295.00	150	Horizontal	Pass
6**	12335.138	41.39	2.12	54.0	-12.61	AV	295.00	150	Horizontal	Pass

11ac40, U-NII-2C, 1 GHz to 18 GHz, Middle Channel, ANT V

No.	Frequency (MHz)	Results (dBuV/m)	Factor (dB)	Limit (dBuV/m)	Over Limit (dB)	Detector	Table (Degree)	Height (cm)	Antenna	Verdict
1	1162.900	35.51	-18.41	74.0	-38.49	Peak	202.00	150	Vertical	Pass
1**	1162.900	27.23	-18.41	54.0	-26.77	AV	202.00	150	Vertical	Pass
2	1568.100	36.50	-17.59	74.0	-37.50	Peak	202.00	150	Vertical	Pass
2**	1568.100	27.27	-17.59	54.0	-26.73	AV	202.00	150	Vertical	Pass
3	4264.200	46.76	-4.81	74.0	-27.24	Peak	161.00	150	Vertical	Pass
3**	4264.200	37.36	-4.81	54.0	-16.64	AV	161.00	150	Vertical	Pass
4	5592.800	96.58	-3.30	--	5.58	Peak	91.00	150	Vertical	N/A
4**	5592.800	90.03	-3.30	--	90.03	AV	91.00	150	Vertical	N/A
5	7527.563	47.02	-1.62	74.0	-26.98	Peak	203.00	150	Vertical	Pass
5**	7527.563	37.00	-1.62	54.0	-17.00	AV	203.00	150	Vertical	Pass
6	11700.625	49.89	2.29	74.0	-24.11	Peak	60.00	150	Vertical	Pass
6**	11700.625	40.67	2.29	54.0	-13.33	AV	60.00	150	Vertical	Pass

11ac40, U-NII-2C, 1 GHz to 18 GHz, High Channel, ANT H

No.	Frequency (MHz)	Results (dBuV/m)	Factor (dB)	Limit (dBuV/m)	Over Limit (dB)	Detector	Table (Degree)	Height (cm)	Antenna	Verdict
1	1150.700	35.36	-18.32	74.0	-38.64	Peak	142.00	150	Horizontal	Pass
1**	1150.700	26.71	-18.32	54.0	-27.29	AV	142.00	150	Horizontal	Pass
2	1490.800	37.25	-17.73	74.0	-36.75	Peak	169.00	150	Horizontal	Pass
2**	1490.800	27.12	-17.73	54.0	-26.88	AV	169.00	150	Horizontal	Pass
3	4086.800	45.58	-4.99	74.0	-28.42	Peak	178.00	150	Horizontal	Pass
3**	4086.800	36.78	-4.99	54.0	-17.22	AV	178.00	150	Horizontal	Pass
4	5664.000	101.92	-3.50	--	-149.08	Peak	251.00	150	Horizontal	N/A
4**	5664.000	94.48	-3.50	--	94.48	AV	251.00	150	Horizontal	N/A
5	7539.062	46.75	-1.69	74.0	-27.25	Peak	18.00	150	Horizontal	Pass
5**	7539.062	37.91	-1.69	54.0	-16.09	AV	18.00	150	Horizontal	Pass
6	11570.099	49.85	1.65	74.0	-24.15	Peak	250.00	150	Horizontal	Pass
6**	11570.099	39.90	1.65	54.0	-14.10	AV	250.00	150	Horizontal	Pass

11ac40, U-NII-2C, 1 GHz to 18 GHz, High Channel, ANT V

No.	Frequency (MHz)	Results (dBuV/m)	Factor (dB)	Limit (dBuV/m)	Over Limit (dB)	Detector	Table (Degree)	Height (cm)	Antenna	Verdict
1	1096.000	35.25	-18.58	74.0	-38.75	Peak	246.00	150	Vertical	Pass
1**	1096.000	28.31	-18.58	54.0	-25.69	AV	246.00	150	Vertical	Pass
2	1554.900	36.85	-17.75	74.0	-37.15	Peak	0.00	150	Vertical	Pass
2**	1554.900	27.95	-17.75	54.0	-26.05	AV	0.00	150	Vertical	Pass
3	4083.600	45.85	-5.08	74.0	-28.15	Peak	343.00	150	Vertical	Pass
3**	4083.600	36.52	-5.08	54.0	-17.48	AV	343.00	150	Vertical	Pass
4	5663.800	96.90	-3.49	--	29.90	Peak	67.00	150	Vertical	N/A
4**	5663.800	90.24	-3.49	--	90.24	AV	67.00	150	Vertical	N/A
5	7510.600	46.75	-1.84	74.0	-27.25	Peak	318.00	150	Vertical	Pass
5**	7510.600	37.80	-1.84	54.0	-16.20	AV	318.00	150	Vertical	Pass
6	11664.113	49.88	2.50	74.0	-24.12	Peak	97.00	150	Vertical	Pass
6**	11664.113	41.19	2.50	54.0	-12.81	AV	97.00	150	Vertical	Pass

11ac80, U-NII-2C, 1 GHz to 18 GHz, Low Channel, ANT H

No.	Frequency (MHz)	Results (dBuV/m)	Factor (dB)	Limit (dBuV/m)	Over Limit (dB)	Detector	Table (Degree)	Height (cm)	Antenna	Verdict
1	1157.900	35.52	-18.37	74.0	-38.48	Peak	0.00	150	Horizontal	Pass
1**	1157.900	26.60	-18.37	54.0	-27.40	AV	0.00	150	Horizontal	Pass
2	1587.000	36.25	-17.63	74.0	-37.75	Peak	63.00	150	Horizontal	Pass
2**	1587.000	29.13	-17.63	54.0	-24.87	AV	63.00	150	Horizontal	Pass
3	4218.400	46.25	-4.76	74.0	-27.75	Peak	266.00	150	Horizontal	Pass
3**	4218.400	37.09	-4.76	54.0	-16.91	AV	266.00	150	Horizontal	Pass
4	5523.000	99.62	-3.00	--	-118.38	Peak	218.00	150	Horizontal	N/A
4**	5523.000	92.06	-3.00	--	92.06	AV	218.00	150	Horizontal	N/A
5	7541.362	46.55	-1.65	74.0	-27.45	Peak	153.00	150	Horizontal	Pass
5**	7541.362	38.04	-1.65	54.0	-15.96	AV	153.00	150	Horizontal	Pass
6	11645.425	49.50	2.51	74.0	-24.50	Peak	78.00	150	Horizontal	Pass
6**	11645.425	41.64	2.51	54.0	-12.36	AV	78.00	150	Horizontal	Pass

11ac80, U-NII-2C, 1 GHz to 18 GHz, Low Channel, ANT V

No.	Frequency (MHz)	Results (dBuV/m)	Factor (dB)	Limit (dBuV/m)	Over Limit (dB)	Detector	Table (Degree)	Height (cm)	Antenna	Verdict
1	1152.900	35.57	-18.36	74.0	-38.43	Peak	310.00	150	Vertical	Pass
1**	1152.900	26.27	-18.36	54.0	-27.73	AV	310.00	150	Vertical	Pass
2	1502.800	36.29	-17.72	74.0	-37.71	Peak	164.00	150	Vertical	Pass
2**	1502.800	27.87	-17.72	54.0	-26.13	AV	164.00	150	Vertical	Pass
3	4250.200	46.08	-4.71	74.0	-27.92	Peak	95.00	150	Vertical	Pass
3**	4250.200	37.29	-4.71	54.0	-16.71	AV	95.00	150	Vertical	Pass
4	5535.600	93.58	-2.89	--	-158.42	Peak	252.00	150	Vertical	N/A
4**	5535.600	85.32	-2.89	--	85.32	AV	252.00	150	Vertical	N/A
5	7547.975	47.08	-1.58	74.0	-26.92	Peak	171.00	150	Vertical	Pass
5**	7547.975	37.11	-1.58	54.0	-16.89	AV	171.00	150	Vertical	Pass
6	12228.475	49.93	2.62	74.0	-24.07	Peak	100.00	150	Vertical	Pass
6**	12228.475	41.58	2.62	54.0	-12.42	AV	100.00	150	Vertical	Pass

11ac80, U-NII-2C, 1 GHz to 18 GHz, High Channel, ANT H

No.	Frequency (MHz)	Results (dBuV/m)	Factor (dB)	Limit (dBuV/m)	Over Limit (dB)	Detector	Table (Degree)	Height (cm)	Antenna	Verdict
1	1174.300	35.89	-18.46	74.0	-38.11	Peak	333.00	150	Horizontal	Pass
1**	1174.300	26.43	-18.46	54.0	-27.57	AV	333.00	150	Horizontal	Pass
2	1548.800	36.68	-17.71	74.0	-37.32	Peak	186.00	150	Horizontal	Pass
2**	1548.800	27.81	-17.71	54.0	-26.19	AV	186.00	150	Horizontal	Pass
3	4176.600	46.20	-4.87	74.0	-27.80	Peak	99.00	150	Horizontal	Pass
3**	4176.600	37.99	-4.87	54.0	-16.01	AV	99.00	150	Horizontal	Pass
4	5603.000	101.09	-3.14	--	-153.91	Peak	255.00	150	Horizontal	N/A
4**	5603.000	93.27	-3.14	--	93.27	AV	255.00	150	Horizontal	N/A
5	7530.150	46.71	-1.65	74.0	-27.29	Peak	359.00	150	Horizontal	Pass
5**	7530.150	37.68	-1.65	54.0	-16.32	AV	359.00	150	Horizontal	Pass
6	11632.201	49.49	2.36	74.0	-24.51	Peak	239.00	150	Horizontal	Pass
6**	11632.201	40.60	2.36	54.0	-13.40	AV	239.00	150	Horizontal	Pass

11ac80, U-NII-2C, 1 GHz to 18 GHz, High Channel, ANT V

No.	Frequency (MHz)	Results (dBuV/m)	Factor (dB)	Limit (dBuV/m)	Over Limit (dB)	Detector	Table (Degree)	Height (cm)	Antenna	Verdict
1	1209.500	36.32	-18.13	74.0	-37.68	Peak	191.00	150	Vertical	Pass
1**	1209.500	27.66	-18.13	54.0	-26.34	AV	191.00	150	Vertical	Pass
2	1540.300	36.70	-17.75	74.0	-37.30	Peak	132.00	150	Vertical	Pass
2**	1540.300	28.18	-17.75	54.0	-25.82	AV	132.00	150	Vertical	Pass
3	4265.000	46.15	-4.80	74.0	-27.85	Peak	140.00	150	Vertical	Pass
3**	4265.000	37.45	-4.80	54.0	-16.55	AV	140.00	150	Vertical	Pass
4	5612.600	94.24	-3.07	--	25.24	Peak	69.00	150	Vertical	N/A
4**	5612.600	87.48	-3.07	--	87.48	AV	69.00	150	Vertical	N/A
5	7537.050	46.30	-1.71	74.0	-27.70	Peak	169.00	150	Vertical	Pass
5**	7537.050	37.82	-1.71	54.0	-16.18	AV	169.00	150	Vertical	Pass
6	12276.775	49.81	2.44	74.0	-24.19	Peak	241.00	150	Vertical	Pass
6**	12276.775	41.17	2.44	54.0	-12.83	AV	241.00	150	Vertical	Pass

11a, U-NII-3, 1 GHz to 18 GHz, Low Channel, ANT H

No.	Frequency (MHz)	Results (dBuV/m)	Factor (dB)	Limit (dBuV/m)	Over Limit (dB)	Detector	Table (Degree)	Height (cm)	Antenna	Verdict
1	1166.900	35.21	-18.52	74.0	-38.79	Peak	9.00	150	Horizontal	Pass
1**	1166.900	27.38	-18.52	54.0	-26.62	AV	9.00	150	Horizontal	Pass
2	1499.900	36.91	-17.71	74.0	-37.09	Peak	245.00	150	Horizontal	Pass
2**	1499.900	28.44	-17.71	54.0	-25.56	AV	245.00	150	Horizontal	Pass
3	4029.400	46.02	-5.46	74.0	-27.98	Peak	334.00	150	Horizontal	Pass
3**	4029.400	37.07	-5.46	54.0	-16.93	AV	334.00	150	Horizontal	Pass
4	5743.600	99.99	-3.60	--	-169.01	Peak	269.00	150	Horizontal	N/A
4**	5743.600	93.05	-3.60	--	93.05	AV	269.00	150	Horizontal	N/A
5	7504.850	46.36	-1.88	74.0	-27.64	Peak	167.00	150	Horizontal	Pass
5**	7504.850	37.86	-1.88	54.0	-16.14	AV	167.00	150	Horizontal	Pass
6	11670.438	49.80	2.47	74.0	-24.20	Peak	21.00	150	Horizontal	Pass
6**	11670.438	41.71	2.47	54.0	-12.29	AV	21.00	150	Horizontal	Pass

11a, U-NII-3, 1 GHz to 18 GHz, Low Channel, ANT V

No.	Frequency (MHz)	Results (dBuV/m)	Factor (dB)	Limit (dBuV/m)	Over Limit (dB)	Detector	Table (Degree)	Height (cm)	Antenna	Verdict
1	1150.400	35.26	-18.32	74.0	-38.74	Peak	230.00	150	Vertical	Pass
1**	1150.400	26.12	-18.32	54.0	-27.88	AV	230.00	150	Vertical	Pass
2	1558.400	36.87	-17.69	74.0	-37.13	Peak	272.00	150	Vertical	Pass
2**	1558.400	27.74	-17.69	54.0	-26.26	AV	272.00	150	Vertical	Pass
3	4070.600	46.48	-5.36	74.0	-27.52	Peak	360.00	150	Vertical	Pass
3**	4070.600	36.92	-5.36	54.0	-17.08	AV	360.00	150	Vertical	Pass
4	5744.000	94.36	-3.59	--	34.36	Peak	60.00	150	Vertical	N/A
4**	5744.000	88.27	-3.59	--	88.27	AV	60.00	150	Vertical	N/A
5	7527.850	46.42	-1.63	74.0	-27.58	Peak	54.00	150	Vertical	Pass
5**	7527.850	37.66	-1.63	54.0	-16.34	AV	54.00	150	Vertical	Pass
6	12311.850	49.50	2.23	74.0	-24.50	Peak	54.00	150	Vertical	Pass
6**	12311.850	40.89	2.23	54.0	-13.11	AV	54.00	150	Vertical	Pass

11a, U-NII-3, 1 GHz to 18 GHz, Middle Channel, ANT H

No.	Frequency (MHz)	Results (dBuV/m)	Factor (dB)	Limit (dBuV/m)	Over Limit (dB)	Detector	Table (Degree)	Height (cm)	Antenna	Verdict
1	1174.600	35.43	-18.47	74.0	-38.57	Peak	292.00	150	Horizontal	Pass
1**	1174.600	26.73	-18.47	54.0	-27.27	AV	292.00	150	Horizontal	Pass
2	1584.600	36.30	-17.66	74.0	-37.70	Peak	271.00	150	Horizontal	Pass
2**	1584.600	27.70	-17.66	54.0	-26.30	AV	271.00	150	Horizontal	Pass
3	4200.200	46.78	-5.24	74.0	-27.22	Peak	196.00	150	Horizontal	Pass
3**	4200.200	37.78	-5.24	54.0	-16.22	AV	196.00	150	Horizontal	Pass
4	5784.000	101.35	-3.04	--	-159.65	Peak	261.00	150	Horizontal	N/A
4**	5784.000	95.83	-3.04	--	95.83	AV	261.00	150	Horizontal	N/A
5	7545.675	46.35	-1.58	74.0	-27.65	Peak	179.00	150	Horizontal	Pass
5**	7545.675	38.71	-1.58	54.0	-15.29	AV	179.00	150	Horizontal	Pass
6	11665.838	49.37	2.49	74.0	-24.63	Peak	14.00	150	Horizontal	Pass
6**	11665.838	42.96	2.49	54.0	-11.04	AV	14.00	150	Horizontal	Pass

11a, U-NII-3, 1 GHz to 18 GHz, Middle Channel, ANT V

No.	Frequency (MHz)	Results (dBuV/m)	Factor (dB)	Limit (dBuV/m)	Over Limit (dB)	Detector	Table (Degree)	Height (cm)	Antenna	Verdict
1	1151.000	35.07	-18.31	74.0	-38.93	Peak	286.00	150	Vertical	Pass
1**	1151.000	25.74	-18.31	54.0	-28.26	AV	286.00	150	Vertical	Pass
2	1494.200	36.54	-17.79	74.0	-37.46	Peak	286.00	150	Vertical	Pass
2**	1494.200	27.88	-17.79	54.0	-26.12	AV	286.00	150	Vertical	Pass
3	4105.000	46.25	-5.31	74.0	-27.75	Peak	315.00	150	Vertical	Pass
3**	4105.000	37.82	-5.31	54.0	-16.18	AV	315.00	150	Vertical	Pass
4	5786.200	97.26	-3.00	--	37.26	Peak	60.00	150	Vertical	N/A
4**	5786.200	90.84	-3.00	--	90.84	AV	60.00	150	Vertical	N/A
5	7420.325	46.31	-2.03	74.0	-27.69	Peak	323.00	150	Vertical	Pass
5**	7420.325	37.25	-2.03	54.0	-16.75	AV	323.00	150	Vertical	Pass
6	12276.775	50.46	2.44	74.0	-23.54	Peak	361.00	150	Vertical	Pass
6**	12276.775	41.60	2.44	54.0	-12.40	AV	361.00	150	Vertical	Pass

11a, U-NII-3, 1 GHz to 18 GHz, High Channel, ANT H

No.	Frequency (MHz)	Results (dBuV/m)	Factor (dB)	Limit (dBuV/m)	Over Limit (dB)	Detector	Table (Degree)	Height (cm)	Antenna	Verdict
1	1196.900	36.95	-18.19	74.0	-37.05	Peak	283.00	150	Horizontal	Pass
1**	1196.900	27.05	-18.19	54.0	-26.95	AV	283.00	150	Horizontal	Pass
2	1485.700	37.41	-17.75	74.0	-36.59	Peak	147.00	150	Horizontal	Pass
2**	1485.700	27.36	-17.75	54.0	-26.64	AV	147.00	150	Horizontal	Pass
3	3854.400	45.79	-6.20	74.0	-28.21	Peak	184.00	150	Horizontal	Pass
3**	3854.400	35.61	-6.20	54.0	-18.39	AV	184.00	150	Horizontal	Pass
4	5823.600	99.61	-2.75	--	-158.39	Peak	258.00	150	Horizontal	N/A
4**	5823.600	94.24	-2.75	--	94.24	AV	258.00	150	Horizontal	N/A
5	7523.537	46.45	-1.61	74.0	-27.55	Peak	240.00	150	Horizontal	Pass
5**	7523.537	37.65	-1.61	54.0	-16.35	AV	240.00	150	Horizontal	Pass
6	11663.537	49.89	2.50	74.0	-24.11	Peak	97.00	150	Horizontal	Pass
6**	11663.537	40.98	2.50	54.0	-13.02	AV	97.00	150	Horizontal	Pass

11a, U-NII-3, 1 GHz to 18 GHz, High Channel, ANT V

No.	Frequency (MHz)	Results (dBuV/m)	Factor (dB)	Limit (dBuV/m)	Over Limit (dB)	Detector	Table (Degree)	Height (cm)	Antenna	Verdict
1	1120.900	35.55	-18.34	74.0	-38.45	Peak	110.00	150	Vertical	Pass
1**	1120.900	26.60	-18.34	54.0	-27.40	AV	110.00	150	Vertical	Pass
2	1540.400	36.76	-17.75	74.0	-37.24	Peak	348.00	150	Vertical	Pass
2**	1540.400	27.96	-17.75	54.0	-26.04	AV	348.00	150	Vertical	Pass
3	4071.800	45.83	-5.36	74.0	-28.17	Peak	203.00	150	Vertical	Pass
3**	4071.800	37.79	-5.36	54.0	-16.21	AV	203.00	150	Vertical	Pass
4	5822.800	97.84	-2.75	--	34.84	Peak	63.00	150	Vertical	N/A
4**	5822.800	89.87	-2.75	--	89.87	AV	63.00	150	Vertical	N/A
5	7491.050	46.70	-1.82	74.0	-27.30	Peak	282.00	150	Vertical	Pass
5**	7491.050	37.77	-1.82	54.0	-16.23	AV	282.00	150	Vertical	Pass
6	11653.474	50.01	2.54	74.0	-23.99	Peak	14.00	150	Vertical	Pass
6**	11653.474	41.40	2.54	54.0	-12.60	AV	14.00	150	Vertical	Pass

11n20, U-NII-3, 1 GHz to 18 GHz, Low Channel, ANT H

No.	Frequency (MHz)	Results (dBuV/m)	Factor (dB)	Limit (dBuV/m)	Over Limit (dB)	Detector	Table (Degree)	Height (cm)	Antenna	Verdict
1	1174.200	35.66	-18.46	74.0	-38.34	Peak	267.00	150	Horizontal	Pass
1**	1174.200	26.01	-18.46	54.0	-27.99	AV	267.00	150	Horizontal	Pass
2	1556.900	36.91	-17.74	74.0	-37.09	Peak	322.00	150	Horizontal	Pass
2**	1556.900	28.55	-17.74	54.0	-25.45	AV	322.00	150	Horizontal	Pass
3	4074.400	46.24	-5.28	74.0	-27.76	Peak	100.00	150	Horizontal	Pass
3**	4074.400	37.48	-5.28	54.0	-16.52	AV	100.00	150	Horizontal	Pass
4	5744.800	99.85	-3.59	--	-112.15	Peak	212.00	150	Horizontal	N/A
4**	5744.800	92.37	-3.59	--	92.37	AV	212.00	150	Horizontal	N/A
5	7540.500	46.42	-1.66	74.0	-27.58	Peak	46.00	150	Horizontal	Pass
5**	7540.500	40.18	-1.66	54.0	-13.82	AV	46.00	150	Horizontal	Pass
6	11655.487	49.50	2.53	74.0	-24.50	Peak	14.00	150	Horizontal	Pass
6**	11655.487	40.10	2.53	54.0	-13.90	AV	14.00	150	Horizontal	Pass

11n20, U-NII-3, 1 GHz to 18 GHz, Low Channel, ANT V

No.	Frequency (MHz)	Results (dBuV/m)	Factor (dB)	Limit (dBuV/m)	Over Limit (dB)	Detector	Table (Degree)	Height (cm)	Antenna	Verdict
1	1176.000	35.21	-18.48	74.0	-38.79	Peak	174.00	150	Vertical	Pass
1**	1176.000	26.64	-18.48	54.0	-27.36	AV	174.00	150	Vertical	Pass
2	1515.300	36.54	-17.77	74.0	-37.46	Peak	146.00	150	Vertical	Pass
2**	1515.300	28.00	-17.77	54.0	-26.00	AV	146.00	150	Vertical	Pass
3	4081.000	46.21	-5.14	74.0	-27.79	Peak	0.00	150	Vertical	Pass
3**	4081.000	37.12	-5.14	54.0	-16.88	AV	0.00	150	Vertical	Pass
4	5746.800	94.36	-3.59	--	18.36	Peak	76.00	150	Vertical	N/A
4**	5746.800	88.44	-3.59	--	88.44	AV	76.00	150	Vertical	N/A
5	7551.425	46.05	-1.58	74.0	-27.95	Peak	271.00	150	Vertical	Pass
5**	7551.425	37.88	-1.58	54.0	-16.12	AV	271.00	150	Vertical	Pass
6	12089.612	49.09	1.41	74.0	-24.91	Peak	323.00	150	Vertical	Pass
6**	12089.612	39.93	1.41	54.0	-14.07	AV	323.00	150	Vertical	Pass

11n20, U-NII-3, 1 GHz to 18 GHz, Middle Channel, ANT H

No.	Frequency (MHz)	Results (dBuV/m)	Factor (dB)	Limit (dBuV/m)	Over Limit (dB)	Detector	Table (Degree)	Height (cm)	Antenna	Verdict
1	1130.900	35.10	-18.34	74.0	-38.90	Peak	121.00	150	Horizontal	Pass
1**	1130.900	26.56	-18.34	54.0	-27.44	AV	121.00	150	Horizontal	Pass
2	1483.700	36.87	-17.73	74.0	-37.13	Peak	267.00	150	Horizontal	Pass
2**	1483.700	27.36	-17.73	54.0	-26.64	AV	267.00	150	Horizontal	Pass
3	3804.800	45.48	-6.31	74.0	-28.52	Peak	28.00	150	Horizontal	Pass
3**	3804.800	36.16	-6.31	54.0	-17.84	AV	28.00	150	Horizontal	Pass
4	5783.800	100.40	-3.04	--	-161.60	Peak	262.00	150	Horizontal	N/A
4**	5783.800	95.07	-3.04	--	95.07	AV	262.00	150	Horizontal	N/A
5	7524.975	46.36	-1.61	74.0	-27.64	Peak	301.00	150	Horizontal	Pass
5**	7524.975	37.49	-1.61	54.0	-16.51	AV	301.00	150	Horizontal	Pass
6	11654.625	49.82	2.54	74.0	-24.18	Peak	353.00	150	Horizontal	Pass
6**	11654.625	41.08	2.54	54.0	-12.92	AV	353.00	150	Horizontal	Pass

11n20, U-NII-3, 1 GHz to 18 GHz, Middle Channel, ANT V

No.	Frequency (MHz)	Results (dBuV/m)	Factor (dB)	Limit (dBuV/m)	Over Limit (dB)	Detector	Table (Degree)	Height (cm)	Antenna	Verdict
1	1143.100	35.65	-18.38	74.0	-38.35	Peak	225.00	150	Vertical	Pass
1**	1143.100	26.46	-18.38	54.0	-27.54	AV	225.00	150	Vertical	Pass
2	1584.700	36.58	-17.67	74.0	-37.42	Peak	21.00	150	Vertical	Pass
2**	1584.700	27.45	-17.67	54.0	-26.55	AV	21.00	150	Vertical	Pass
3	3761.600	45.66	-6.58	74.0	-28.34	Peak	229.00	150	Vertical	Pass
3**	3761.600	36.07	-6.58	54.0	-17.93	AV	229.00	150	Vertical	Pass
4	5787.000	96.65	-2.98	--	19.65	Peak	77.00	150	Vertical	N/A
4**	5787.000	90.53	-2.98	--	90.53	AV	77.00	150	Vertical	N/A
5	7503.987	46.53	-1.86	74.0	-27.47	Peak	157.00	150	Vertical	Pass
5**	7503.987	38.60	-1.86	54.0	-15.40	AV	157.00	150	Vertical	Pass
6	11635.937	49.35	2.40	74.0	-24.65	Peak	178.00	150	Vertical	Pass
6**	11635.937	41.51	2.40	54.0	-12.49	AV	178.00	150	Vertical	Pass

11n20, U-NII-3, 1 GHz to 18 GHz, High Channel, ANT H

No.	Frequency (MHz)	Results (dBuV/m)	Factor (dB)	Limit (dBuV/m)	Over Limit (dB)	Detector	Table (Degree)	Height (cm)	Antenna	Verdict
1	1135.900	35.37	-18.27	74.0	-38.63	Peak	191.00	150	Horizontal	Pass
1**	1135.900	26.07	-18.27	54.0	-27.93	AV	191.00	150	Horizontal	Pass
2	1553.900	36.42	-17.72	74.0	-37.58	Peak	295.00	150	Horizontal	Pass
2**	1553.900	27.99	-17.72	54.0	-26.01	AV	295.00	150	Horizontal	Pass
3	3982.400	45.50	-5.96	74.0	-28.50	Peak	12.00	150	Horizontal	Pass
3**	3982.400	35.95	-5.96	54.0	-18.05	AV	12.00	150	Horizontal	Pass
4	5823.600	99.90	-2.75	--	-152.10	Peak	252.00	150	Horizontal	N/A
4**	5823.600	93.46	-2.75	--	93.46	AV	252.00	150	Horizontal	N/A
5	7535.612	46.69	-1.75	74.0	-27.31	Peak	43.00	150	Horizontal	Pass
5**	7535.612	38.07	-1.75	54.0	-15.93	AV	43.00	150	Horizontal	Pass
6	12209.500	50.28	2.58	74.0	-23.72	Peak	251.00	150	Horizontal	Pass
6**	12209.500	42.11	2.58	54.0	-11.89	AV	251.00	150	Horizontal	Pass

11n20, U-NII-3, 1 GHz to 18 GHz, High Channel, ANT V

No.	Frequency (MHz)	Results (dBuV/m)	Factor (dB)	Limit (dBuV/m)	Over Limit (dB)	Detector	Table (Degree)	Height (cm)	Antenna	Verdict
1	1142.400	35.12	-18.38	74.0	-38.88	Peak	291.00	150	Vertical	Pass
1**	1142.400	25.26	-18.38	54.0	-28.74	AV	291.00	150	Vertical	Pass
2	1544.500	36.67	-17.79	74.0	-37.33	Peak	37.00	150	Vertical	Pass
2**	1544.500	29.08	-17.79	54.0	-24.92	AV	37.00	150	Vertical	Pass
3	3766.800	46.37	-6.28	74.0	-27.63	Peak	189.00	150	Vertical	Pass
3**	3766.800	36.96	-6.28	54.0	-17.04	AV	189.00	150	Vertical	Pass
4	5826.400	97.43	-2.74	--	37.43	Peak	60.00	150	Vertical	N/A
4**	5826.400	90.65	-2.74	--	90.65	AV	60.00	150	Vertical	N/A
5	7512.612	46.40	-1.77	74.0	-27.60	Peak	292.00	150	Vertical	Pass
5**	7512.612	36.91	-1.77	54.0	-17.09	AV	292.00	150	Vertical	Pass
6	12188.800	49.40	2.40	74.0	-24.60	Peak	262.00	150	Vertical	Pass
6**	12188.800	40.52	2.40	54.0	-13.48	AV	262.00	150	Vertical	Pass

11n40, U-NII-3, 1 GHz to 18 GHz, Low Channel, ANT H

No.	Frequency (MHz)	Results (dBuV/m)	Factor (dB)	Limit (dBuV/m)	Over Limit (dB)	Detector	Table (Degree)	Height (cm)	Antenna	Verdict
1	1166.700	35.11	-18.53	74.0	-38.89	Peak	261.00	150	Horizontal	Pass
1**	1166.700	25.80	-18.53	54.0	-28.20	AV	261.00	150	Horizontal	Pass
2	1575.000	36.63	-17.55	74.0	-37.37	Peak	188.00	150	Horizontal	Pass
2**	1575.000	28.47	-17.55	54.0	-25.53	AV	188.00	150	Horizontal	Pass
3	4257.000	46.14	-4.76	74.0	-27.86	Peak	262.00	150	Horizontal	Pass
3**	4257.000	37.81	-4.76	54.0	-16.19	AV	262.00	150	Horizontal	Pass
4	5753.400	98.27	-3.50	--	-163.73	Peak	262.00	150	Horizontal	N/A
4**	5753.400	91.65	-3.50	--	91.65	AV	262.00	150	Horizontal	N/A
5	7493.925	45.96	-1.86	74.0	-28.04	Peak	271.00	150	Horizontal	Pass
5**	7493.925	37.27	-1.86	54.0	-16.73	AV	271.00	150	Horizontal	Pass
6	12148.263	50.12	1.86	74.0	-23.88	Peak	9.00	150	Horizontal	Pass
6**	12148.263	39.85	1.86	54.0	-14.15	AV	9.00	150	Horizontal	Pass

11n40, U-NII-3, 1 GHz to 18 GHz, Low Channel, ANT V

No.	Frequency (MHz)	Results (dBuV/m)	Factor (dB)	Limit (dBuV/m)	Over Limit (dB)	Detector	Table (Degree)	Height (cm)	Antenna	Verdict
1	1133.100	36.02	-18.32	74.0	-37.98	Peak	177.00	150	Vertical	Pass
1**	1133.100	28.08	-18.32	54.0	-25.92	AV	177.00	150	Vertical	Pass
2	1572.700	36.52	-17.57	74.0	-37.48	Peak	134.00	150	Vertical	Pass
2**	1572.700	28.05	-17.57	54.0	-25.95	AV	134.00	150	Vertical	Pass
3	3878.600	44.83	-6.49	74.0	-29.17	Peak	132.00	150	Vertical	Pass
3**	3878.600	36.39	-6.49	54.0	-17.61	AV	132.00	150	Vertical	Pass
4	5756.400	92.77	-3.51	--	15.77	Peak	77.00	150	Vertical	N/A
4**	5756.400	86.87	-3.51	--	86.87	AV	77.00	150	Vertical	N/A
5	7522.100	46.14	-1.61	74.0	-27.86	Peak	323.00	150	Vertical	Pass
5**	7522.100	37.63	-1.61	54.0	-16.37	AV	323.00	150	Vertical	Pass
6	12174.425	49.43	2.21	74.0	-24.57	Peak	54.00	150	Vertical	Pass
6**	12174.425	40.59	2.21	54.0	-13.41	AV	54.00	150	Vertical	Pass

11n40, U-NII-3, 1 GHz to 18 GHz, High Channel, ANT H

No.	Frequency (MHz)	Results (dBuV/m)	Factor (dB)	Limit (dBuV/m)	Over Limit (dB)	Detector	Table (Degree)	Height (cm)	Antenna	Verdict
1	1207.500	36.09	-18.21	74.0	-37.91	Peak	262.00	150	Horizontal	Pass
1**	1207.500	27.21	-18.21	54.0	-26.79	AV	262.00	150	Horizontal	Pass
2	1561.400	36.47	-17.65	74.0	-37.53	Peak	262.00	150	Horizontal	Pass
2**	1561.400	28.41	-17.65	54.0	-25.59	AV	262.00	150	Horizontal	Pass
3	3779.200	46.15	-5.76	74.0	-27.85	Peak	165.00	150	Horizontal	Pass
3**	3779.200	37.33	-5.76	54.0	-16.67	AV	165.00	150	Horizontal	Pass
4	5796.800	99.00	-2.73	--	-172.00	Peak	271.00	150	Horizontal	N/A
4**	5796.800	91.63	-2.73	--	91.63	AV	271.00	150	Horizontal	N/A
5	7508.013	46.44	-1.83	74.0	-27.56	Peak	360.00	150	Horizontal	Pass
5**	7508.013	37.24	-1.83	54.0	-16.76	AV	360.00	150	Horizontal	Pass
6	11670.438	49.55	2.47	74.0	-24.45	Peak	248.00	150	Horizontal	Pass
6**	11670.438	41.13	2.47	54.0	-12.87	AV	248.00	150	Horizontal	Pass

11n40, U-NII-3, 1 GHz to 18 GHz, High Channel, ANT V

No.	Frequency (MHz)	Results (dBuV/m)	Factor (dB)	Limit (dBuV/m)	Over Limit (dB)	Detector	Table (Degree)	Height (cm)	Antenna	Verdict
1	1118.000	35.14	-18.38	74.0	-38.86	Peak	346.00	150	Vertical	Pass
1**	1118.000	26.57	-18.38	54.0	-27.43	AV	346.00	150	Vertical	Pass
2	1594.200	37.16	-17.81	74.0	-36.84	Peak	328.00	150	Vertical	Pass
2**	1594.200	28.72	-17.81	54.0	-25.28	AV	328.00	150	Vertical	Pass
3	4049.000	45.95	-5.42	74.0	-28.05	Peak	37.00	150	Vertical	Pass
3**	4049.000	36.89	-5.42	54.0	-17.11	AV	37.00	150	Vertical	Pass
4	5798.800	95.12	-2.70	--	33.12	Peak	62.00	150	Vertical	N/A
4**	5798.800	87.84	-2.70	--	87.84	AV	62.00	150	Vertical	N/A
5	7542.225	47.03	-1.64	74.0	-26.97	Peak	77.00	150	Vertical	Pass
5**	7542.225	37.80	-1.64	54.0	-16.20	AV	77.00	150	Vertical	Pass
6	11681.651	49.51	2.43	74.0	-24.49	Peak	189.00	150	Vertical	Pass
6**	11681.651	41.77	2.43	54.0	-12.23	AV	189.00	150	Vertical	Pass

11ac20, U-NII-3, 1 GHz to 18 GHz, Low Channel, ANT H

No.	Frequency (MHz)	Results (dBuV/m)	Factor (dB)	Limit (dBuV/m)	Over Limit (dB)	Detector	Table (Degree)	Height (cm)	Antenna	Verdict
1	1156.600	35.46	-18.34	74.0	-38.54	Peak	271.00	150	Horizontal	Pass
1**	1156.600	27.55	-18.34	54.0	-26.45	AV	271.00	150	Horizontal	Pass
2	1540.400	36.47	-17.75	74.0	-37.53	Peak	302.00	150	Horizontal	Pass
2**	1540.400	28.80	-17.75	54.0	-25.20	AV	302.00	150	Horizontal	Pass
3	4215.400	47.15	-4.83	74.0	-26.85	Peak	215.00	150	Horizontal	Pass
3**	4215.400	37.82	-4.83	54.0	-16.18	AV	215.00	150	Horizontal	Pass
4	5746.600	100.10	-3.59	--	-169.90	Peak	270.00	150	Horizontal	N/A
4**	5746.600	93.51	-3.59	--	93.51	AV	270.00	150	Horizontal	N/A
5	7535.325	46.11	-1.76	74.0	-27.89	Peak	353.00	150	Horizontal	Pass
5**	7535.325	37.56	-1.76	54.0	-16.44	AV	353.00	150	Horizontal	Pass
6	11650.600	50.37	2.55	74.0	-23.63	Peak	197.00	150	Horizontal	Pass
6**	11650.600	40.54	2.55	54.0	-13.46	AV	197.00	150	Horizontal	Pass

11ac20, U-NII-3, 1 GHz to 18 GHz, Low Channel, ANT V

No.	Frequency (MHz)	Results (dBuV/m)	Factor (dB)	Limit (dBuV/m)	Over Limit (dB)	Detector	Table (Degree)	Height (cm)	Antenna	Verdict
1	1120.700	35.59	-18.35	74.0	-38.41	Peak	185.00	150	Vertical	Pass
1**	1120.700	27.14	-18.35	54.0	-26.86	AV	185.00	150	Vertical	Pass
2	1577.400	36.54	-17.51	74.0	-37.46	Peak	94.00	150	Vertical	Pass
2**	1577.400	27.86	-17.51	54.0	-26.14	AV	94.00	150	Vertical	Pass
3	4075.400	46.24	-5.26	74.0	-27.76	Peak	103.00	150	Vertical	Pass
3**	4075.400	37.01	-5.26	54.0	-16.99	AV	103.00	150	Vertical	Pass
4	5746.800	93.83	-3.59	--	31.83	Peak	62.00	150	Vertical	N/A
4**	5746.800	88.10	-3.59	--	88.10	AV	62.00	150	Vertical	N/A
5	7363.975	45.99	-2.08	74.0	-28.01	Peak	241.00	150	Vertical	Pass
5**	7363.975	36.92	-2.08	54.0	-17.08	AV	241.00	150	Vertical	Pass
6	11644.849	50.17	2.50	74.0	-23.83	Peak	128.00	150	Vertical	Pass
6**	11644.849	40.89	2.50	54.0	-13.11	AV	128.00	150	Vertical	Pass

11ac20, U-NII-3, 1 GHz to 18 GHz, Middle Channel, ANT H

No.	Frequency (MHz)	Results (dBuV/m)	Factor (dB)	Limit (dBuV/m)	Over Limit (dB)	Detector	Table (Degree)	Height (cm)	Antenna	Verdict
1	1163.900	35.43	-18.39	74.0	-38.57	Peak	142.00	150	Horizontal	Pass
1**	1163.900	26.61	-18.39	54.0	-27.39	AV	142.00	150	Horizontal	Pass
2	1535.700	37.34	-17.70	74.0	-36.66	Peak	9.00	150	Horizontal	Pass
2**	1535.700	28.97	-17.70	54.0	-25.03	AV	9.00	150	Horizontal	Pass
3	4031.200	45.66	-5.38	74.0	-28.34	Peak	169.00	150	Horizontal	Pass
3**	4031.200	36.36	-5.38	54.0	-17.64	AV	169.00	150	Horizontal	Pass
4	5784.200	100.63	-3.03	--	-161.37	Peak	262.00	150	Horizontal	N/A
4**	5784.200	94.33	-3.03	--	94.33	AV	262.00	150	Horizontal	N/A
5	7524.687	46.48	-1.62	74.0	-27.52	Peak	360.00	150	Horizontal	Pass
5**	7524.687	37.83	-1.62	54.0	-16.17	AV	360.00	150	Horizontal	Pass
6	11689.700	49.83	2.39	74.0	-24.17	Peak	207.00	150	Horizontal	Pass
6**	11689.700	40.89	2.39	54.0	-13.11	AV	207.00	150	Horizontal	Pass

11ac20, U-NII-3, 1 GHz to 18 GHz, Middle Channel, ANT V

No.	Frequency (MHz)	Results (dBuV/m)	Factor (dB)	Limit (dBuV/m)	Over Limit (dB)	Detector	Table (Degree)	Height (cm)	Antenna	Verdict
1	1185.900	35.77	-18.26	74.0	-38.23	Peak	90.00	150	Vertical	Pass
1**	1185.900	26.75	-18.26	54.0	-27.25	AV	90.00	150	Vertical	Pass
2	1554.600	36.66	-17.75	74.0	-37.34	Peak	56.00	150	Vertical	Pass
2**	1554.600	27.68	-17.75	54.0	-26.32	AV	56.00	150	Vertical	Pass
3	4044.800	45.88	-5.39	74.0	-28.12	Peak	134.00	150	Vertical	Pass
3**	4044.800	37.23	-5.39	54.0	-16.77	AV	134.00	150	Vertical	Pass
4	5783.800	96.68	-3.04	--	41.68	Peak	55.00	150	Vertical	N/A
4**	5783.800	90.44	-3.04	--	90.44	AV	55.00	150	Vertical	N/A
5	7543.375	47.16	-1.63	74.0	-26.84	Peak	191.00	150	Vertical	Pass
5**	7543.375	38.31	-1.63	54.0	-15.69	AV	191.00	150	Vertical	Pass
6	11624.150	49.32	2.27	74.0	-24.68	Peak	206.00	150	Vertical	Pass
6**	11624.150	40.79	2.27	54.0	-13.21	AV	206.00	150	Vertical	Pass

11ac20, U-NII-3, 1 GHz to 18 GHz, High Channel, ANT H

No.	Frequency (MHz)	Results (dBuV/m)	Factor (dB)	Limit (dBuV/m)	Over Limit (dB)	Detector	Table (Degree)	Height (cm)	Antenna	Verdict
1	1150.900	35.53	-18.31	74.0	-38.47	Peak	252.00	150	Horizontal	Pass
1**	1150.900	27.13	-18.31	54.0	-26.87	AV	252.00	150	Horizontal	Pass
2	1537.600	37.16	-17.70	74.0	-36.84	Peak	166.00	150	Horizontal	Pass
2**	1537.600	27.68	-17.70	54.0	-26.32	AV	166.00	150	Horizontal	Pass
3	3960.000	46.09	-5.59	74.0	-27.91	Peak	297.00	150	Horizontal	Pass
3**	3960.000	36.83	-5.59	54.0	-17.17	AV	297.00	150	Horizontal	Pass
4	5823.200	100.10	-2.75	--	-153.90	Peak	254.00	150	Horizontal	N/A
4**	5823.200	93.59	-2.75	--	93.59	AV	254.00	150	Horizontal	N/A
5	7556.888	46.38	-1.66	74.0	-27.62	Peak	342.00	150	Horizontal	Pass
5**	7556.888	37.68	-1.66	54.0	-16.32	AV	342.00	150	Horizontal	Pass
6	12235.950	50.17	2.63	74.0	-23.83	Peak	354.00	150	Horizontal	Pass
6**	12235.950	41.38	2.63	54.0	-12.62	AV	354.00	150	Horizontal	Pass

11ac20, U-NII-3, 1 GHz to 18 GHz, High Channel, ANT V

No.	Frequency (MHz)	Results (dBuV/m)	Factor (dB)	Limit (dBuV/m)	Over Limit (dB)	Detector	Table (Degree)	Height (cm)	Antenna	Verdict
1	1160.700	35.36	-18.38	74.0	-38.64	Peak	302.00	150	Vertical	Pass
1**	1160.700	26.98	-18.38	54.0	-27.02	AV	302.00	150	Vertical	Pass
2	1527.400	36.77	-17.73	74.0	-37.23	Peak	5.00	150	Vertical	Pass
2**	1527.400	27.18	-17.73	54.0	-26.82	AV	5.00	150	Vertical	Pass
3	4089.000	46.37	-4.98	74.0	-27.63	Peak	243.00	150	Vertical	Pass
3**	4089.000	36.99	-4.98	54.0	-17.01	AV	243.00	150	Vertical	Pass
4	5827.200	98.12	-2.74	--	40.12	Peak	58.00	150	Vertical	N/A
4**	5827.200	91.91	-2.74	--	91.91	AV	58.00	150	Vertical	N/A
5	7522.100	46.10	-1.61	74.0	-27.90	Peak	216.00	150	Vertical	Pass
5**	7522.100	37.51	-1.61	54.0	-16.49	AV	216.00	150	Vertical	Pass
6	11714.713	49.71	2.08	74.0	-24.29	Peak	300.00	150	Vertical	Pass
6**	11714.713	41.07	2.08	54.0	-12.93	AV	300.00	150	Vertical	Pass

11ac40, U-NII-3, 1 GHz to 18 GHz, Low Channel, ANT H

No.	Frequency (MHz)	Results (dBuV/m)	Factor (dB)	Limit (dBuV/m)	Over Limit (dB)	Detector	Table (Degree)	Height (cm)	Antenna	Verdict
1	1185.200	35.44	-18.26	74.0	-38.56	Peak	309.00	150	Horizontal	Pass
1**	1185.200	26.53	-18.26	54.0	-27.47	AV	309.00	150	Horizontal	Pass
2	1560.000	37.23	-17.61	74.0	-36.77	Peak	323.00	150	Horizontal	Pass
2**	1560.000	27.20	-17.61	54.0	-26.80	AV	323.00	150	Horizontal	Pass
3	3789.200	46.06	-5.50	74.0	-27.94	Peak	74.00	150	Horizontal	Pass
3**	3789.200	37.41	-5.50	54.0	-16.59	AV	74.00	150	Horizontal	Pass
4	5758.400	97.54	-3.51	--	-167.46	Peak	265.00	150	Horizontal	N/A
4**	5758.400	91.09	-3.51	--	91.09	AV	265.00	150	Horizontal	N/A
5	7418.600	46.98	-2.03	74.0	-27.02	Peak	318.00	150	Horizontal	Pass
5**	7418.600	36.73	-2.03	54.0	-17.27	AV	318.00	150	Horizontal	Pass
6	11669.287	50.23	2.48	74.0	-23.77	Peak	101.00	150	Horizontal	Pass
6**	11669.287	41.42	2.48	54.0	-12.58	AV	101.00	150	Horizontal	Pass

11ac40, U-NII-3, 1 GHz to 18 GHz, Low Channel, ANT V

No.	Frequency (MHz)	Results (dBuV/m)	Factor (dB)	Limit (dBuV/m)	Over Limit (dB)	Detector	Table (Degree)	Height (cm)	Antenna	Verdict
1	1096.000	35.47	-18.58	74.0	-38.53	Peak	292.00	150	Vertical	Pass
1**	1096.000	28.20	-18.58	54.0	-25.80	AV	292.00	150	Vertical	Pass
2	1497.400	36.27	-17.78	74.0	-37.73	Peak	223.00	150	Vertical	Pass
2**	1497.400	28.14	-17.78	54.0	-25.86	AV	223.00	150	Vertical	Pass
3	4087.400	46.64	-4.98	74.0	-27.36	Peak	144.00	150	Vertical	Pass
3**	4087.400	36.44	-4.98	54.0	-17.56	AV	144.00	150	Vertical	Pass
4	5760.000	92.06	-3.49	--	17.06	Peak	75.00	150	Vertical	N/A
4**	5760.000	86.25	-3.49	--	86.25	AV	75.00	150	Vertical	N/A
5	7411.125	47.05	-1.84	74.0	-26.95	Peak	195.00	150	Vertical	Pass
5**	7411.125	37.42	-1.84	54.0	-16.58	AV	195.00	150	Vertical	Pass
6	12183.625	50.14	2.33	74.0	-23.86	Peak	1.00	150	Vertical	Pass
6**	12183.625	40.80	2.33	54.0	-13.20	AV	1.00	150	Vertical	Pass

11ac40, U-NII-3, 1 GHz to 18 GHz, High Channel, ANT H

No.	Frequency (MHz)	Results (dBuV/m)	Factor (dB)	Limit (dBuV/m)	Over Limit (dB)	Detector	Table (Degree)	Height (cm)	Antenna	Verdict
1	1165.700	36.03	-18.46	74.0	-37.97	Peak	246.00	150	Horizontal	Pass
1**	1165.700	26.64	-18.46	54.0	-27.36	AV	246.00	150	Horizontal	Pass
2	1533.600	36.67	-17.79	74.0	-37.33	Peak	145.00	150	Horizontal	Pass
2**	1533.600	28.74	-17.79	54.0	-25.26	AV	145.00	150	Horizontal	Pass
3	4249.200	46.45	-4.73	74.0	-27.55	Peak	169.00	150	Horizontal	Pass
3**	4249.200	36.64	-4.73	54.0	-17.36	AV	169.00	150	Horizontal	Pass
4	5790.400	97.65	-2.87	--	-148.35	Peak	246.00	150	Horizontal	N/A
4**	5790.400	91.13	-2.87	--	91.13	AV	246.00	150	Horizontal	N/A
5	7519.800	46.95	-1.63	74.0	-27.05	Peak	339.00	150	Horizontal	Pass
5**	7519.800	36.71	-1.63	54.0	-17.29	AV	339.00	150	Horizontal	Pass
6	12240.263	50.84	2.64	74.0	-23.16	Peak	301.00	150	Horizontal	Pass
6**	12240.263	41.20	2.64	54.0	-12.80	AV	301.00	150	Horizontal	Pass

11ac40, U-NII-3, 1 GHz to 18 GHz, High Channel, ANT V

No.	Frequency (MHz)	Results (dBuV/m)	Factor (dB)	Limit (dBuV/m)	Over Limit (dB)	Detector	Table (Degree)	Height (cm)	Antenna	Verdict
1	1199.600	35.56	-18.17	74.0	-38.44	Peak	189.00	150	Vertical	Pass
1**	1199.600	26.55	-18.17	54.0	-27.45	AV	189.00	150	Vertical	Pass
2	1572.400	36.05	-17.58	74.0	-37.95	Peak	0.00	150	Vertical	Pass
2**	1572.400	27.05	-17.58	54.0	-26.95	AV	0.00	150	Vertical	Pass
3	4247.800	46.04	-4.78	74.0	-27.96	Peak	48.00	150	Vertical	Pass
3**	4247.800	37.70	-4.78	54.0	-16.30	AV	48.00	150	Vertical	Pass
4	5800.400	93.37	-2.69	--	32.37	Peak	61.00	150	Vertical	N/A
4**	5800.400	86.37	-2.69	--	86.37	AV	61.00	150	Vertical	N/A
5	7525.837	46.88	-1.60	74.0	-27.12	Peak	315.00	150	Vertical	Pass
5**	7525.837	38.81	-1.60	54.0	-15.19	AV	315.00	150	Vertical	Pass
6	11676.763	49.84	2.45	74.0	-24.16	Peak	190.00	150	Vertical	Pass
6**	11676.763	41.30	2.45	54.0	-12.70	AV	190.00	150	Vertical	Pass

11ac80, U-NII-3, 1 GHz to 18 GHz, Middle Channel, ANT H

No.	Frequency (MHz)	Results (dBuV/m)	Factor (dB)	Limit (dBuV/m)	Over Limit (dB)	Detector	Table (Degree)	Height (cm)	Antenna	Verdict
1	1083.900	35.50	-18.66	74.0	-38.50	Peak	206.00	150	Horizontal	Pass
1**	1083.900	26.13	-18.66	54.0	-27.87	AV	206.00	150	Horizontal	Pass
2	1520.600	36.64	-17.70	74.0	-37.36	Peak	80.00	150	Horizontal	Pass
2**	1520.600	27.84	-17.70	54.0	-26.16	AV	80.00	150	Horizontal	Pass
3	4058.400	45.80	-5.48	74.0	-28.20	Peak	348.00	150	Horizontal	Pass
3**	4058.400	37.21	-5.48	54.0	-16.79	AV	348.00	150	Horizontal	Pass
4	5768.400	95.70	-3.38	--	-160.30	Peak	256.00	150	Horizontal	N/A
4**	5768.400	87.75	-3.38	--	87.75	AV	256.00	150	Horizontal	N/A
5	7536.187	45.46	-1.73	74.0	-28.54	Peak	276.00	150	Horizontal	Pass
5**	7536.187	36.65	-1.73	54.0	-17.35	AV	276.00	150	Horizontal	Pass
6	11677.625	49.82	2.45	74.0	-24.18	Peak	245.00	150	Horizontal	Pass
6**	11677.625	40.66	2.45	54.0	-13.34	AV	245.00	150	Horizontal	Pass

11ac80, U-NII-3, 1 GHz to 18 GHz, Middle Channel, ANT V

No.	Frequency (MHz)	Results (dBuV/m)	Factor (dB)	Limit (dBuV/m)	Over Limit (dB)	Detector	Table (Degree)	Height (cm)	Antenna	Verdict
1	1159.700	35.38	-18.37	74.0	-38.62	Peak	125.00	150	Vertical	Pass
1**	1159.700	26.58	-18.37	54.0	-27.42	AV	125.00	150	Vertical	Pass
2	1591.200	36.68	-17.78	74.0	-37.32	Peak	16.00	150	Vertical	Pass
2**	1591.200	27.73	-17.78	54.0	-26.27	AV	16.00	150	Vertical	Pass
3	3975.800	46.05	-5.61	74.0	-27.95	Peak	334.00	150	Vertical	Pass
3**	3975.800	37.05	-5.61	54.0	-16.95	AV	334.00	150	Vertical	Pass
4	5768.600	91.01	-3.37	--	27.01	Peak	64.00	150	Vertical	N/A
4**	5768.600	83.12	-3.37	--	83.12	AV	64.00	150	Vertical	N/A
5	7510.600	45.72	-1.84	74.0	-28.28	Peak	1.00	150	Vertical	Pass
5**	7510.600	37.42	-1.84	54.0	-16.58	AV	1.00	150	Vertical	Pass
6	11647.725	49.51	2.53	74.0	-24.49	Peak	214.00	150	Vertical	Pass
6**	11647.725	41.65	2.53	54.0	-12.35	AV	214.00	150	Vertical	Pass

A.6.2 Band Edge (Restricted-band)

Test Band	Mode	Channel	Verdict
U-NII-1	802.11a	Low	Pass
		High	Pass
	802.11n(HT20)	Low	Pass
		High	Pass
	802.11n(HT40)	Low	Pass
		High	Pass
	802.11ac(VHT20)	Low	Pass
		High	Pass
	802.11ac(VHT40)	Low	Pass
		High	Pass
	802.11ac(VHT80)	Middle	Pass
U-NII-2A	802.11a	Low	Pass
		High	Pass
	802.11n(HT20)	Low	Pass
		High	Pass
	802.11n(HT40)	Low	Pass
		High	Pass
	802.11ac(VHT20)	Low	Pass
		High	Pass
	802.11ac(VHT40)	Low	Pass
		High	Pass
	802.11ac(VHT80)	Middle	Pass
U-NII-2C	802.11a	Low	Pass
		High	Pass
	802.11n(HT20)	Low	Pass
		High	Pass
	802.11n(HT40)	Low	Pass
		High	Pass
	802.11ac(VHT20)	Low	Pass
		High	Pass
	802.11ac(VHT40)	Low	Pass
		High	Pass
	802.11ac(VHT80)	Low	Pass
		High	Pass
U-NII-3	802.11a	Low	Pass
		High	Pass
	802.11n(HT20)	Low	Pass
		High	Pass
	802.11n(HT40)	Low	Pass
		High	Pass
	802.11ac(VHT20)	Low	Pass
		High	Pass
	802.11ac(VHT40)	Low	Pass
		High	Pass

	802.11ac(VHT80)	Middle	Pass

Test Plots

U-NII-1 11a CH36 Peak

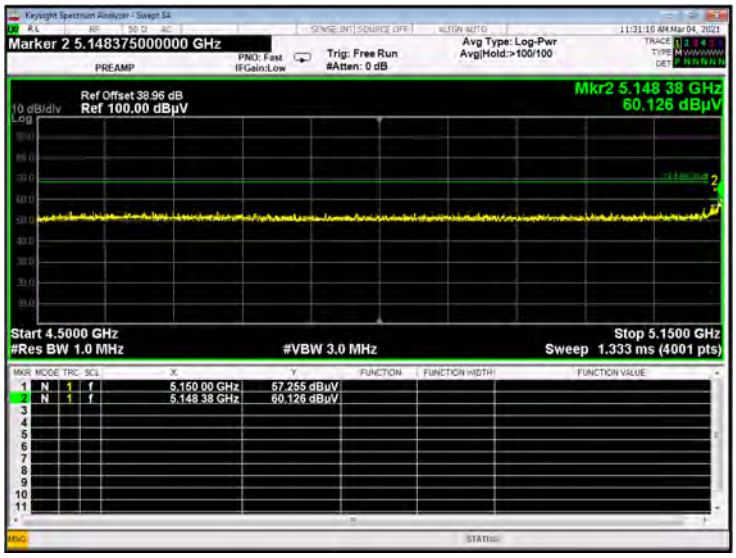

U-NII-1 11a CH48 Peak

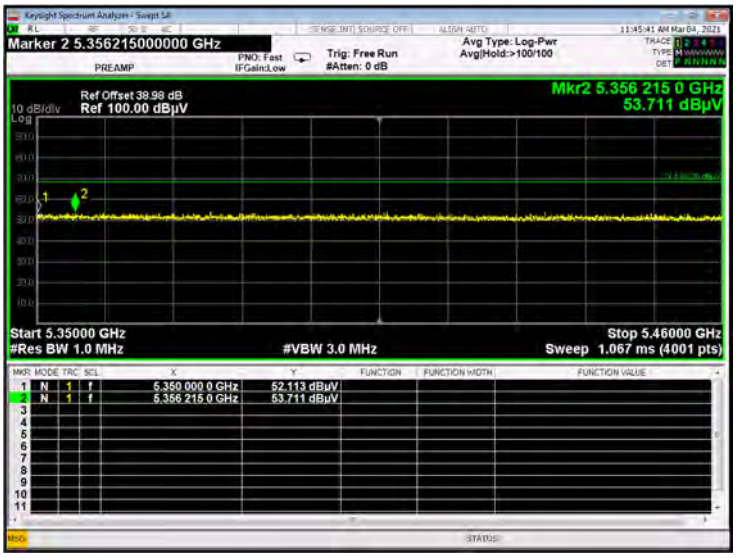

U-NII-1 11a CH36 AV

U-NII-1 11a CH36 AV

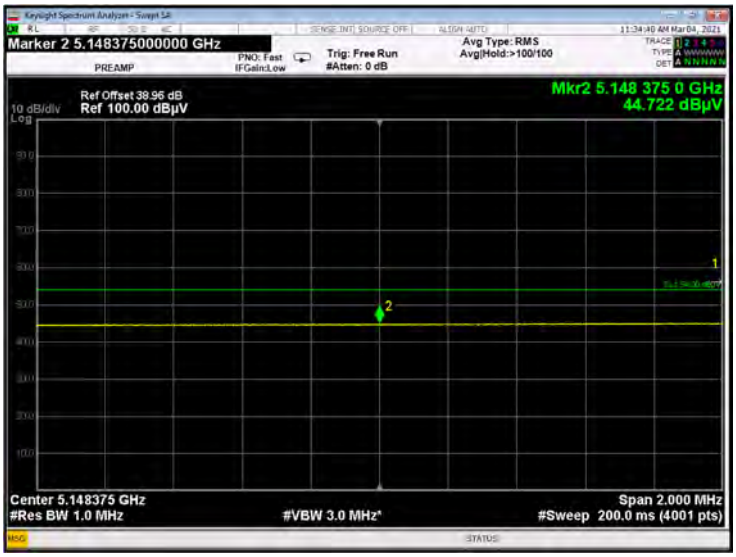

U-NII-1 11n20 CH36 Peak

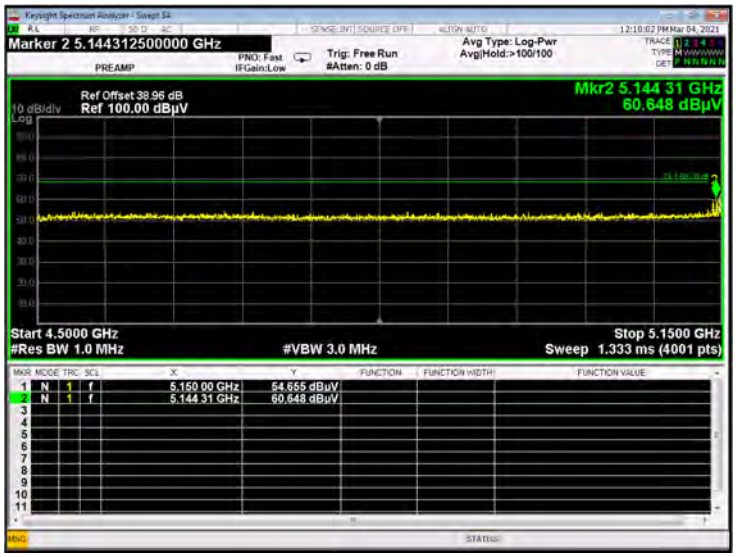

U-NII-1 11n20 CH48 Peak

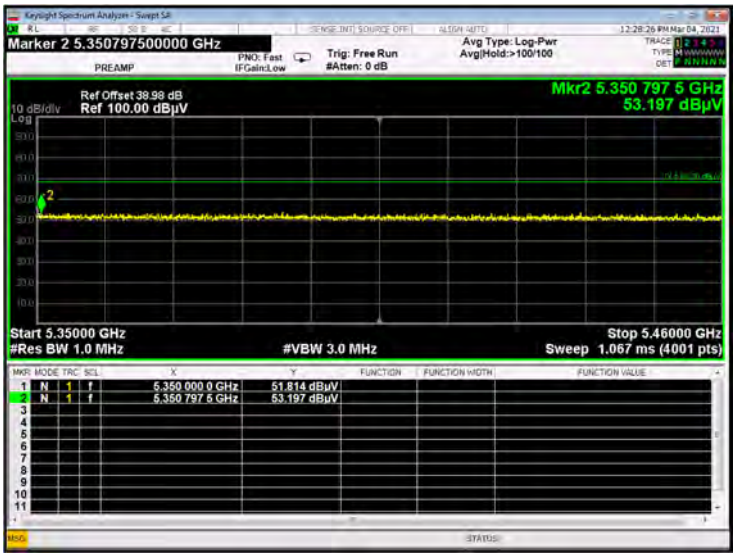

U-NII-1 11n20 CH36 AV

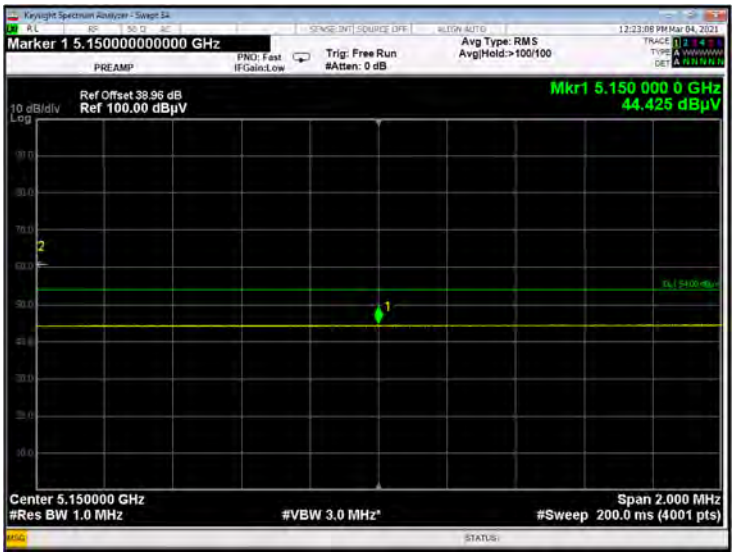

U-NII-1 11n20 CH36 AV

U-NII-1 11n40 CH38 Peak

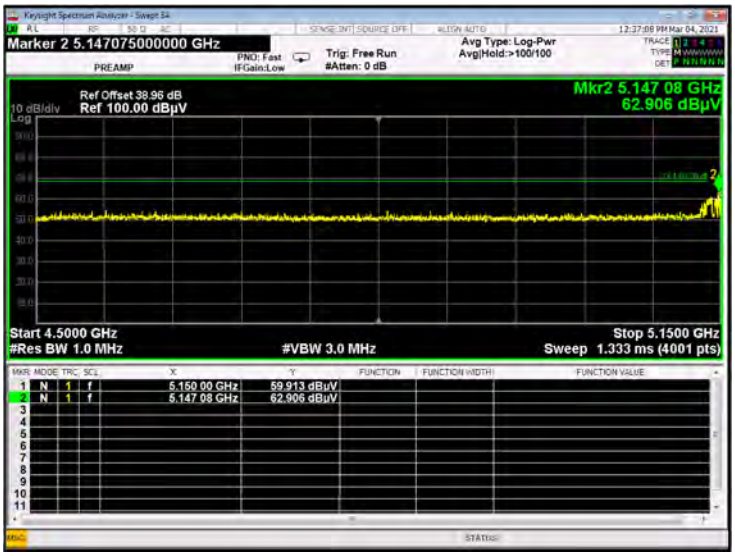

U-NII-1 11n40 CH46 Peak

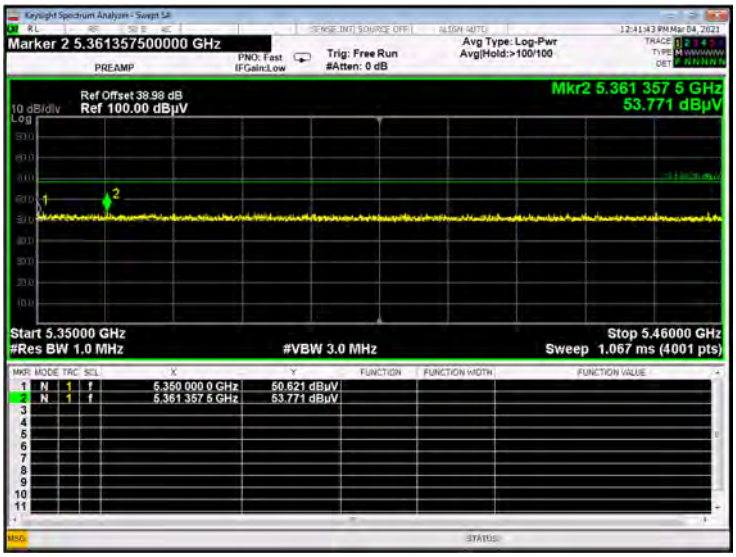

U-NII-1 11n40 CH38 AV

U-NII-1 11n40 CH38 AV

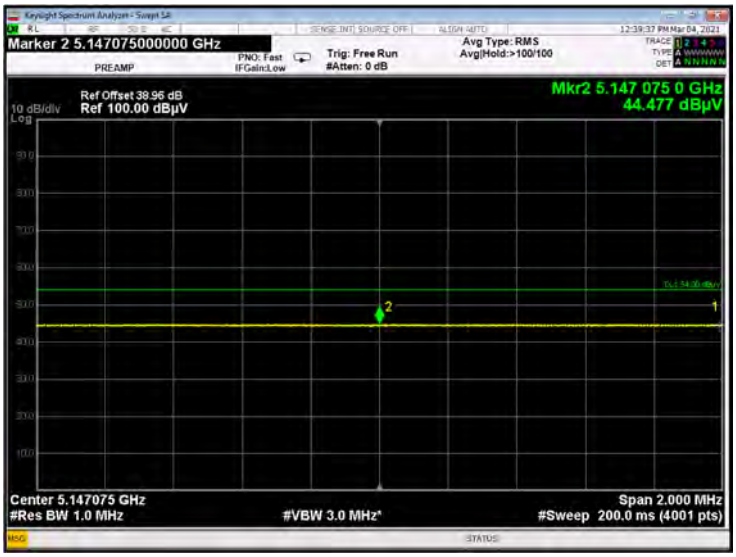

U-NII-1 11ac20 CH36 Peak

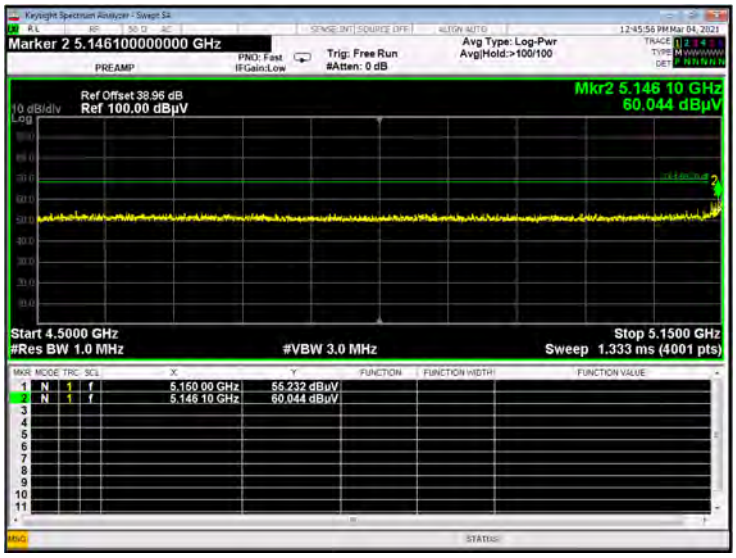

U-NII-1 11ac20 CH48 Peak

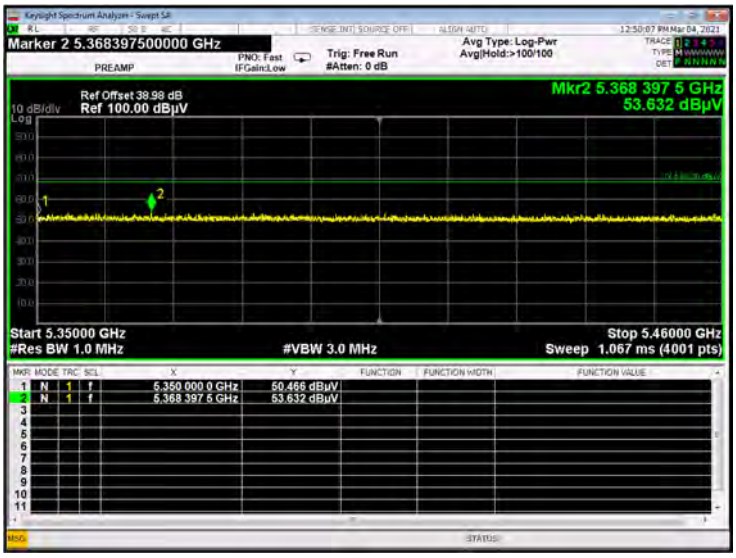

U-NII-1 11ac20 CH36 AV

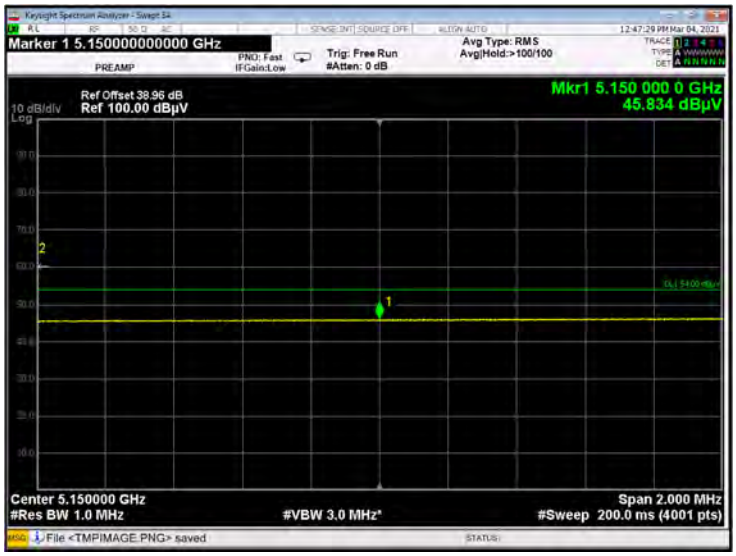

U-NII-1 11ac20 CH36 AV

U-NII-1 11ac40 CH38 Peak

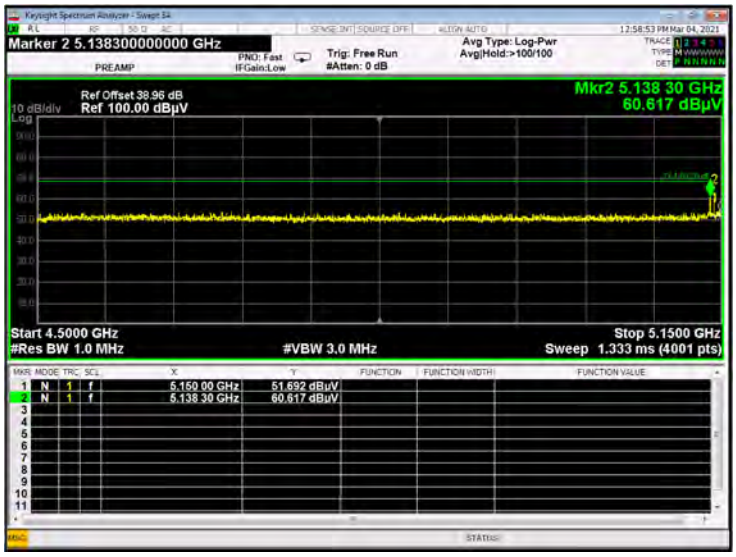

U-NII-1 11ac40 CH46 Peak

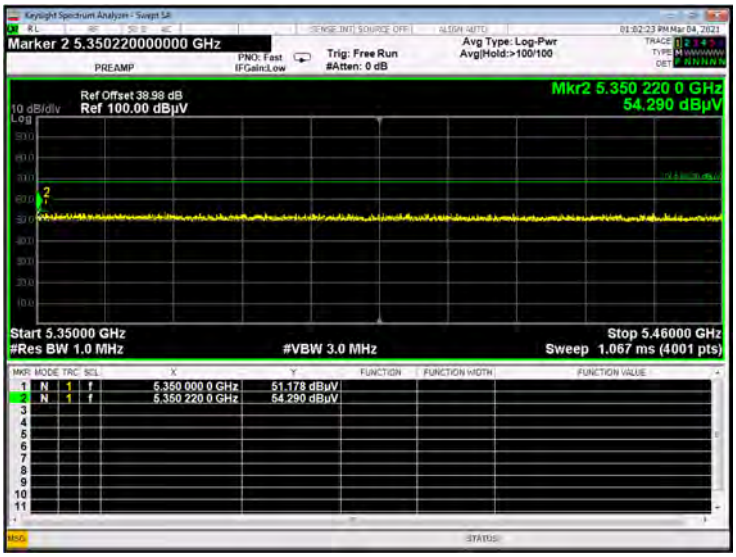

U-NII-1 11ac40 CH38 AV

U-NII-1 11ac40 CH46 AV

U-NII-1 11ac80 CH42 Peak

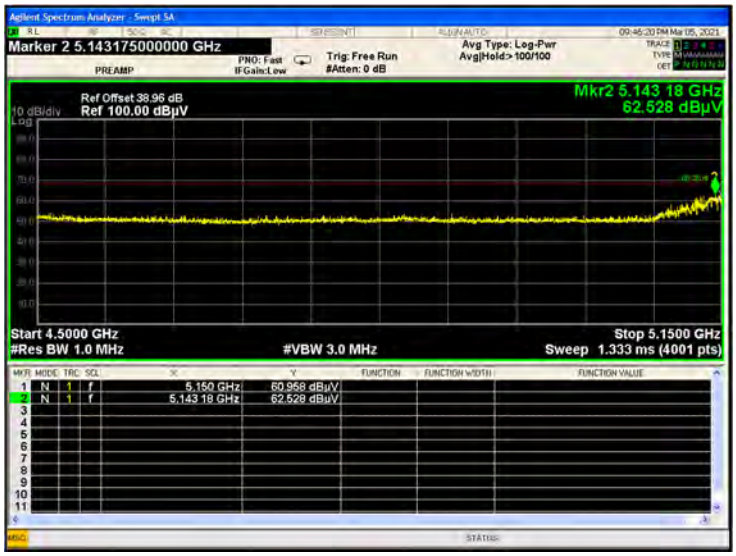

U-NII-1 11ac80 CH42 Peak

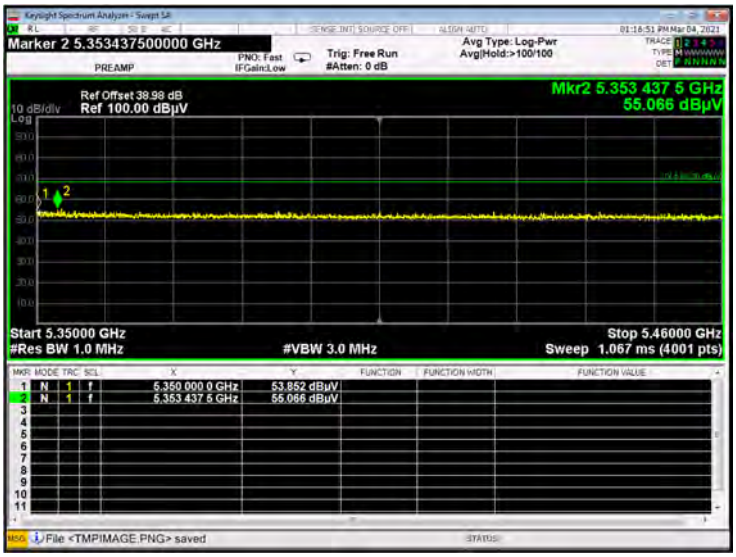

U-NII-1 11ac80 CH42 AV

U-NII-1 11ac80 CH42 AV

U-NII-1 11ac80 CH42 AV

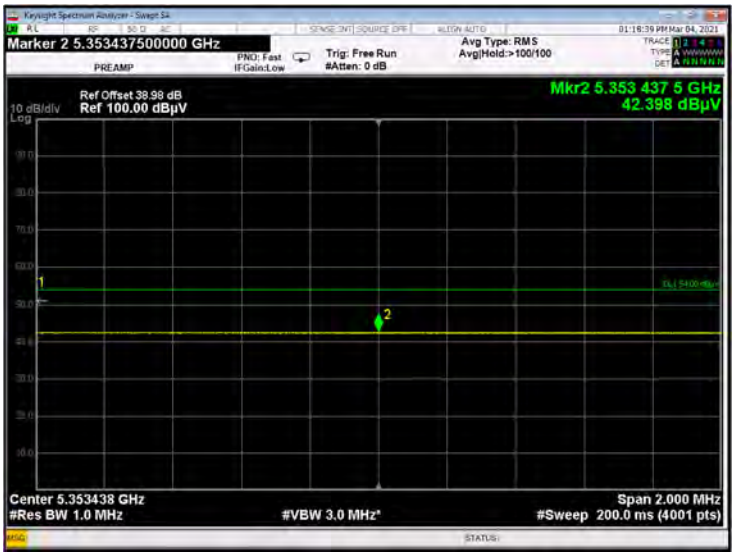

U-NII-2A 11a CH52 Peak

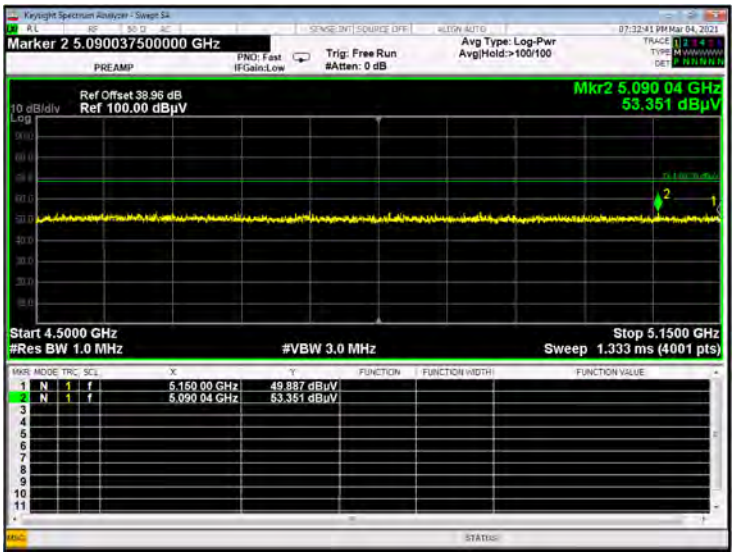

U-NII-2A 11a CH64 Peak

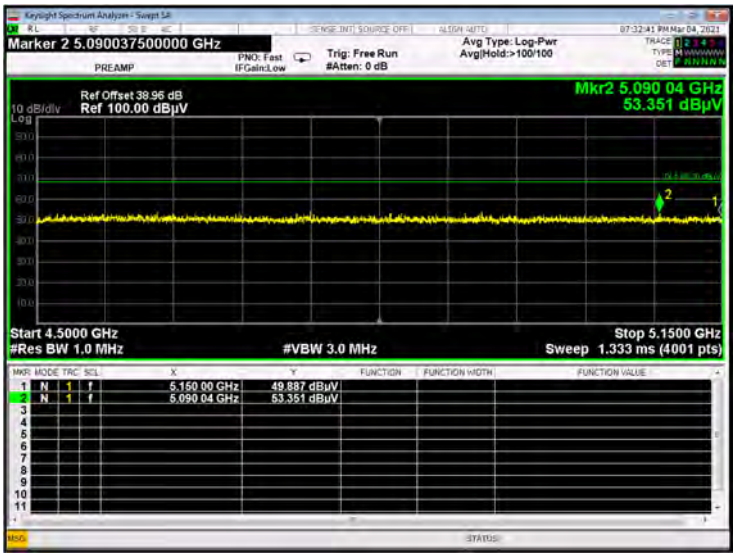

U-NII-2A 11a CH64 AV

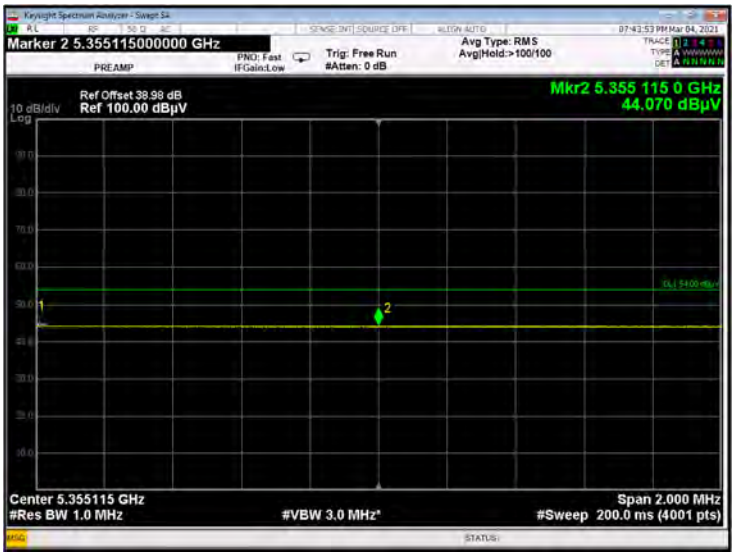

U-NII-2A 11n20 CH52 Peak

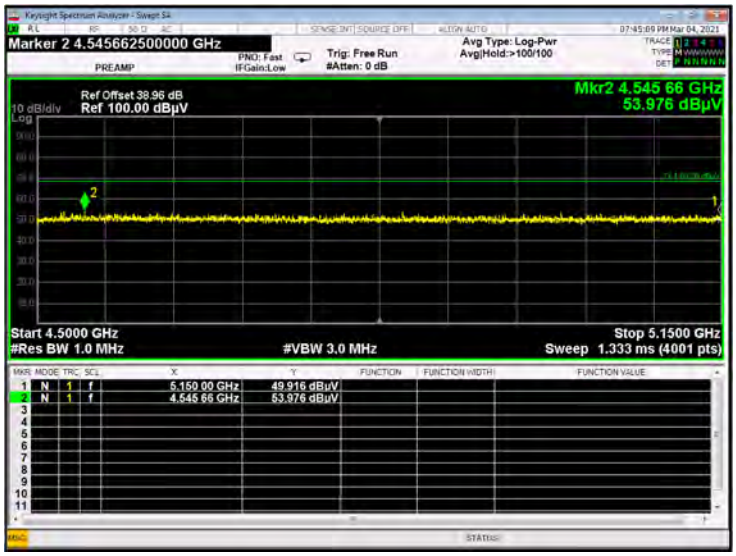

U-NII-2A 11n20 CH64 Peak

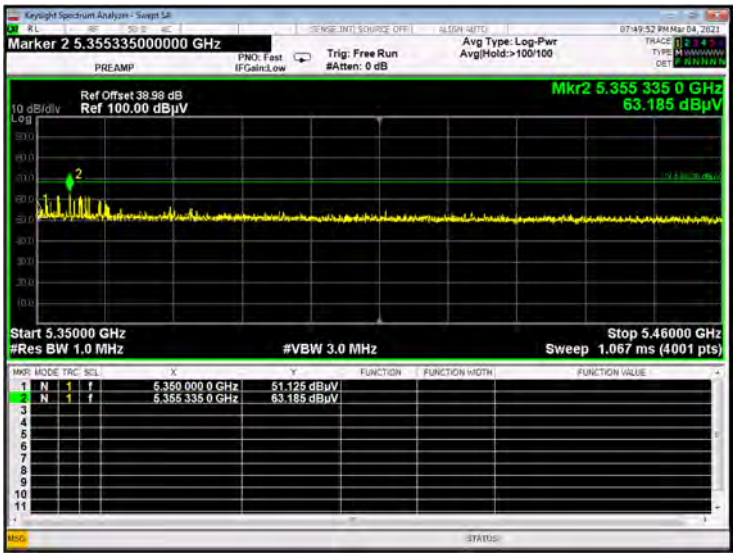

U-NII-2A 11n20 CH64 AV

U-NII-2A 11n20 CH64 AV

U-NII-2A 11n40 CH54 Peak

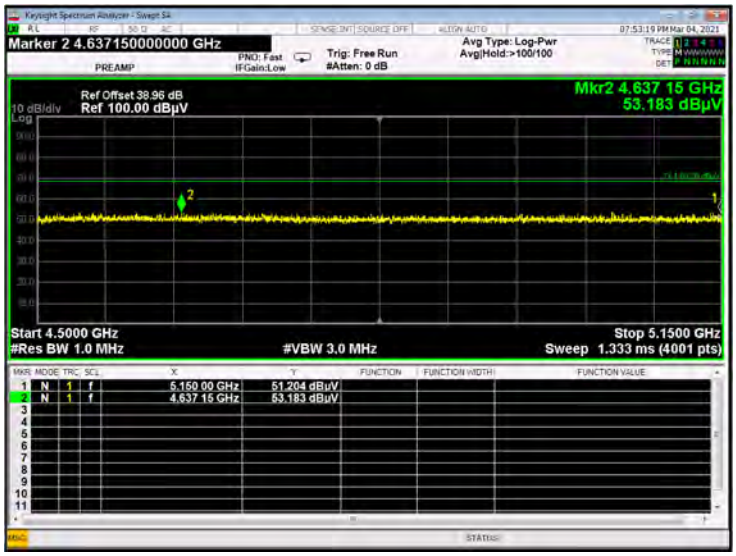

U-NII-2A 11n40 CH62 Peak

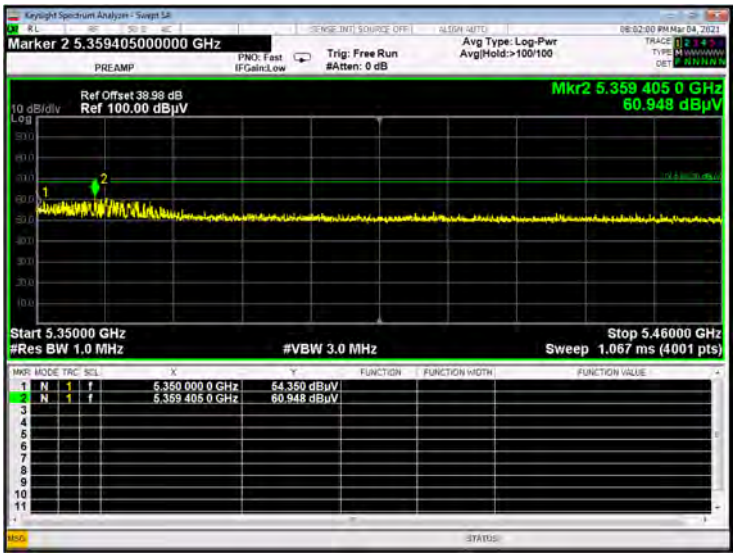

U-NII-2A 11n40 CH62 AV

U-NII-2A 11n40 CH62 AV

U-NII-2A 11ac20 CH52 Peak

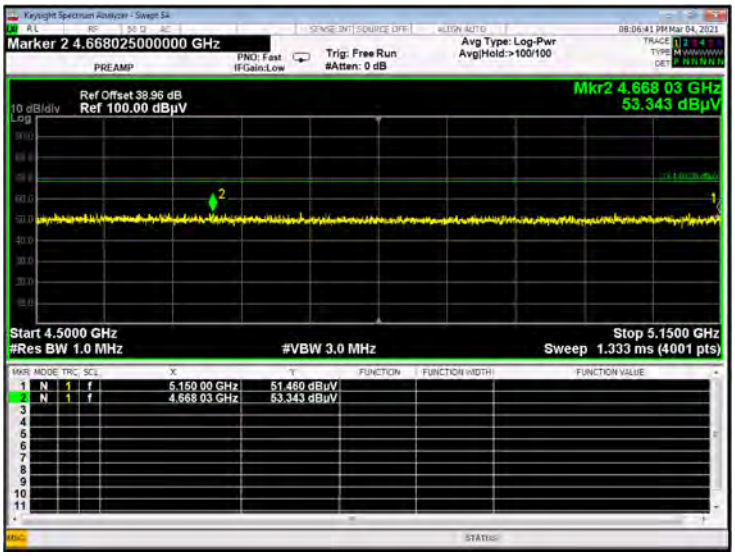

U-NII-2A 11ac20 CH64 Peak

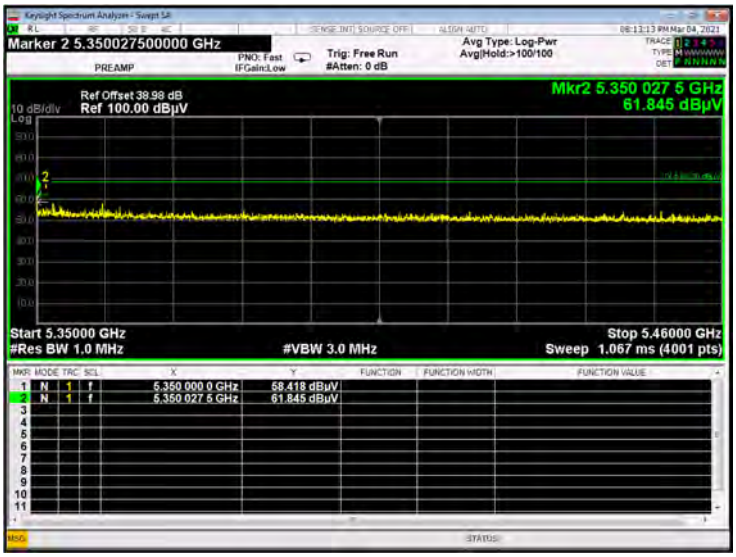

U-NII-2A 11ac20 CH64 AV

U-NII-2A 11ac20 CH64 AV

U-NII-2A 11ac40 CH54 Peak

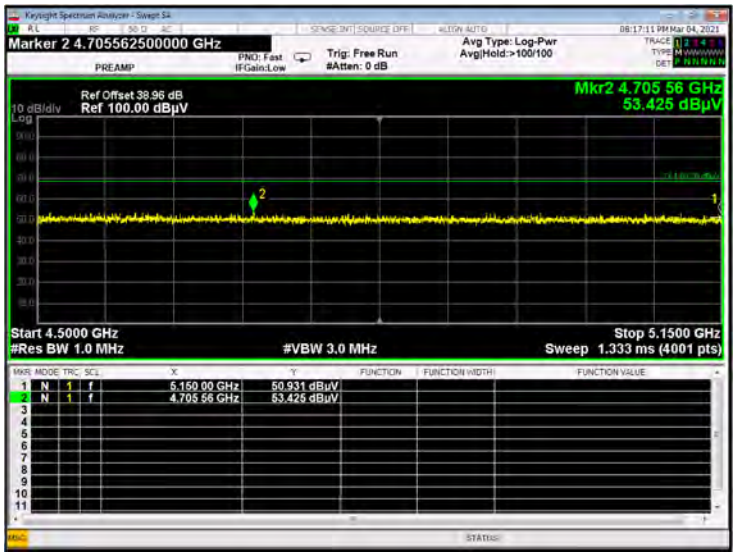

U-NII-2A 11ac40 CH62 Peak

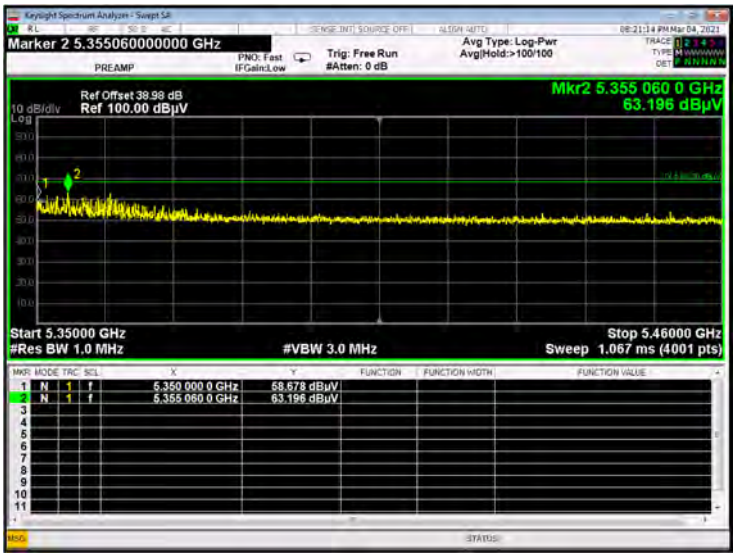

U-NII-2A 11ac40 CH62 AV

U-NII-2A 11ac40 CH62 AV

U-NII-2A 11ac80 CH58 Peak

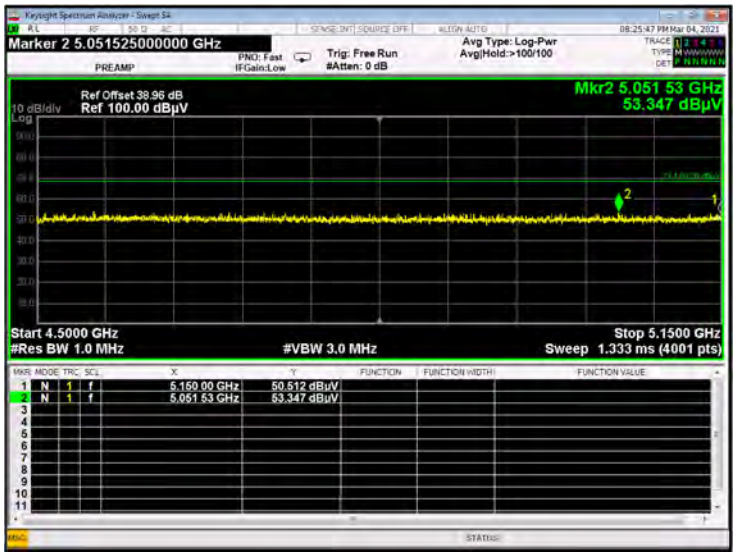

U-NII-2A 11ac80 CH58 Peak

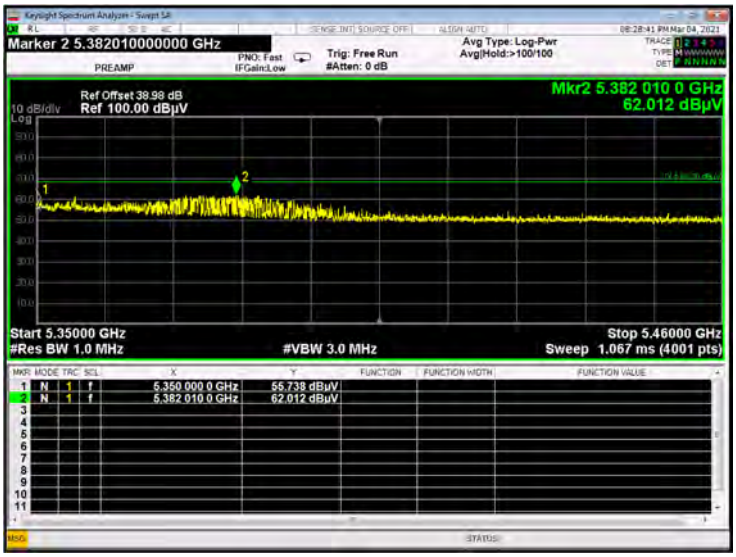

U-NII-2A 11ac80 CH58 AV

U-NII-2A 11ac80 CH58 AV

U-NII-2C 11a CH100 Peak

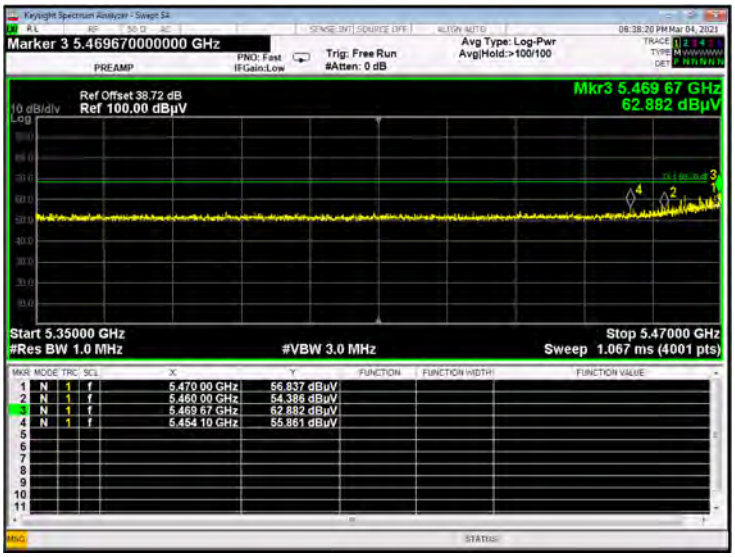

U-NII-2C 11a CH140 Peak

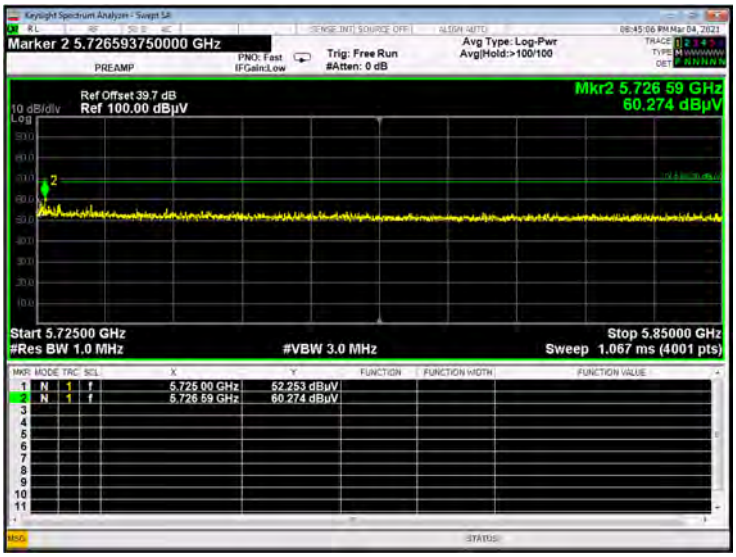

U-NII-2C 11a CH100 AV

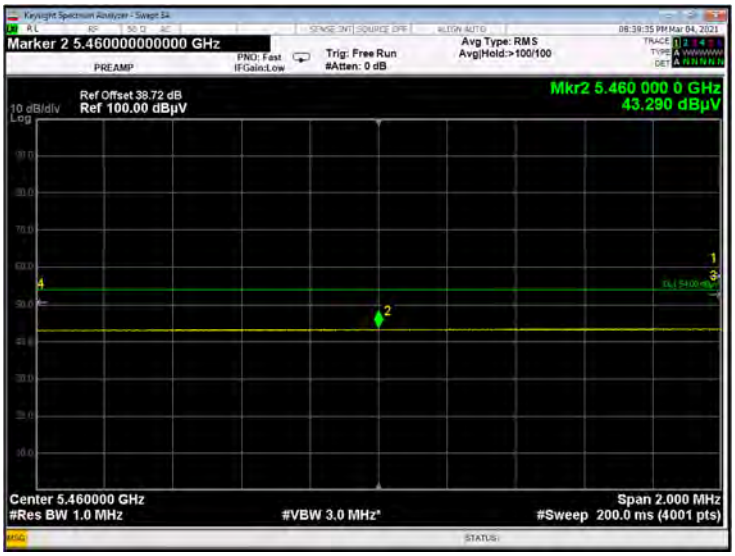

U-NII-2C 11a CH100 AV

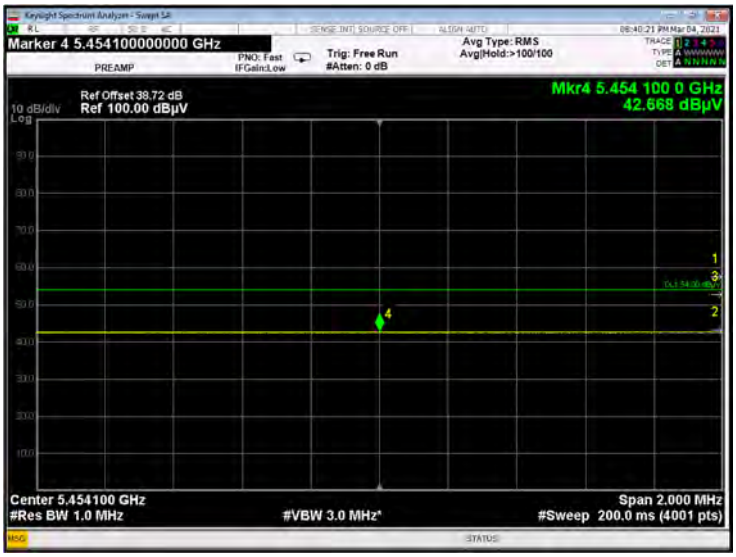

U-NII-2C 11n20 CH100 Peak

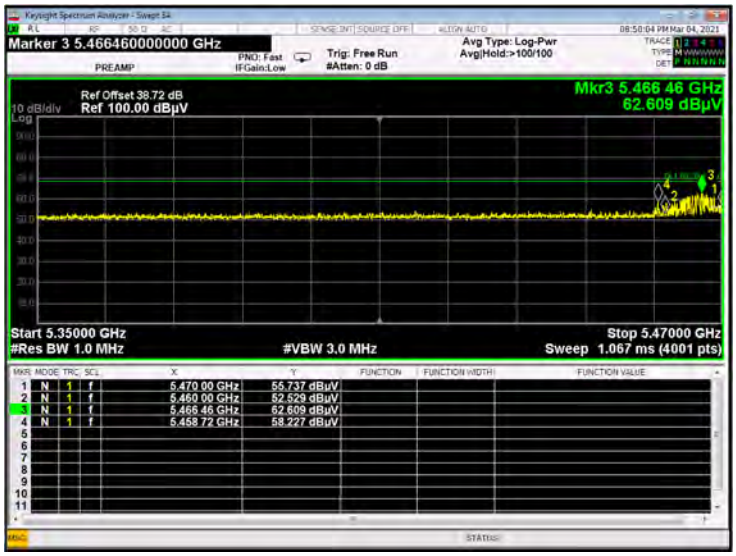

U-NII-2C 11n20 CH140 Peak

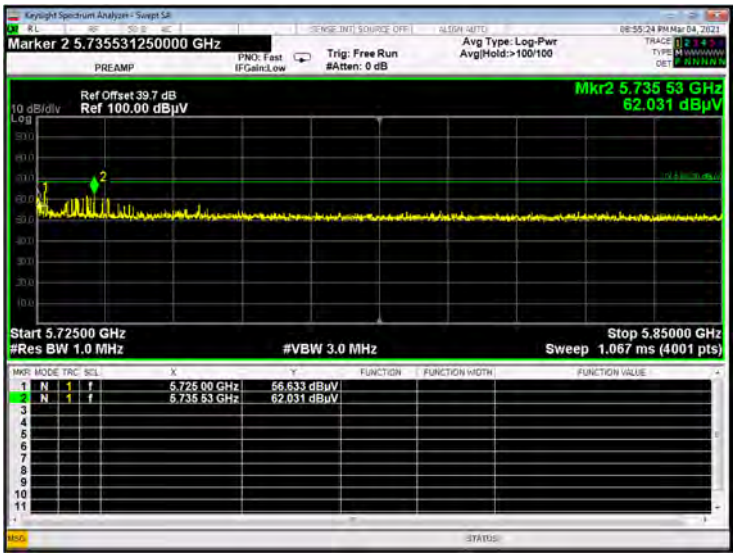

U-NII-2C 11n20 CH100 AV

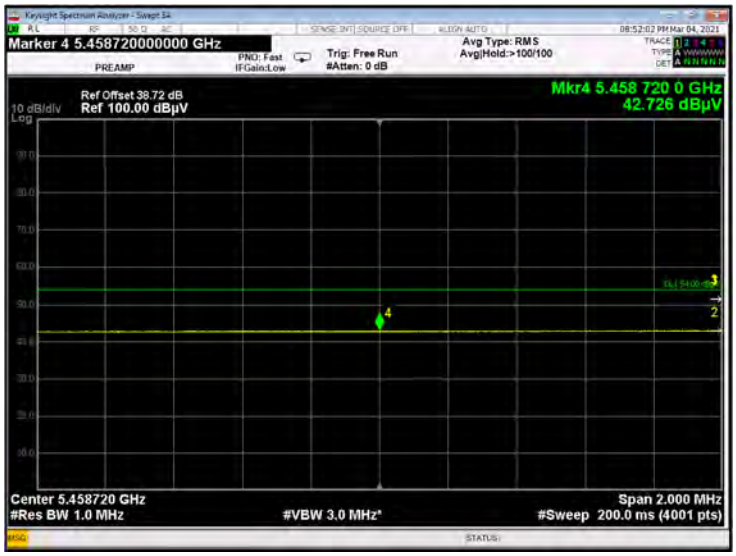

U-NII-2C 11n40 CH102 Peak

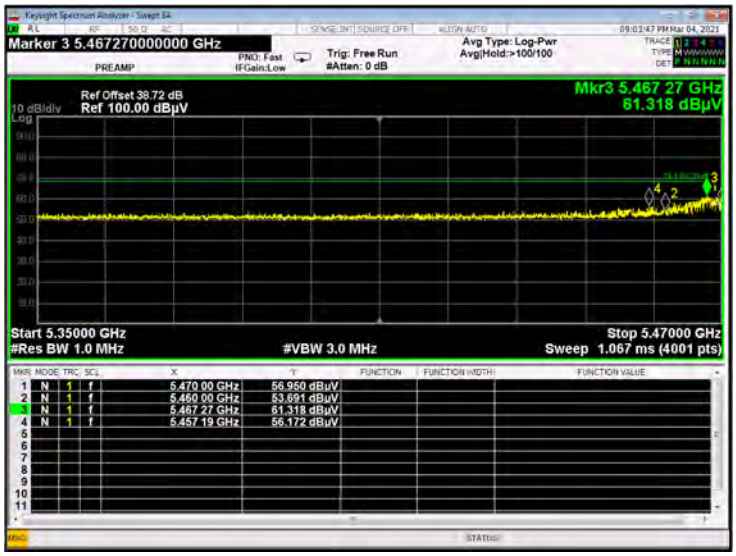

U-NII-2C 11n40 CH134 Peak

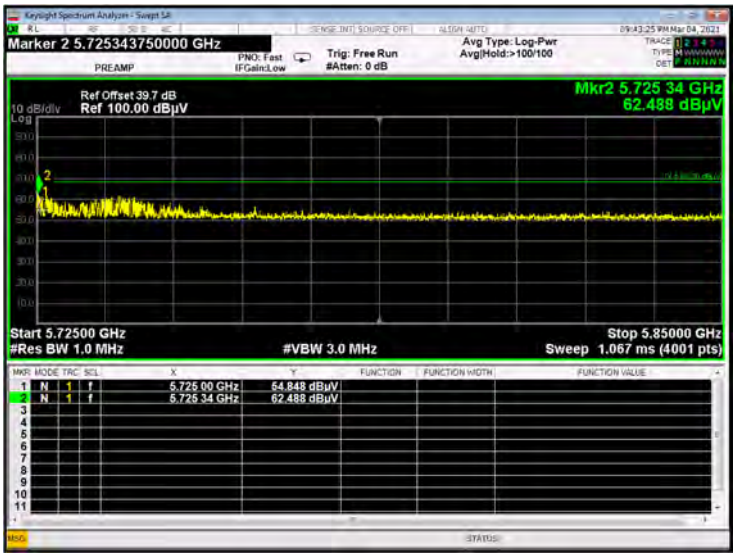

U-NII-2C 11n40 CH102 AV

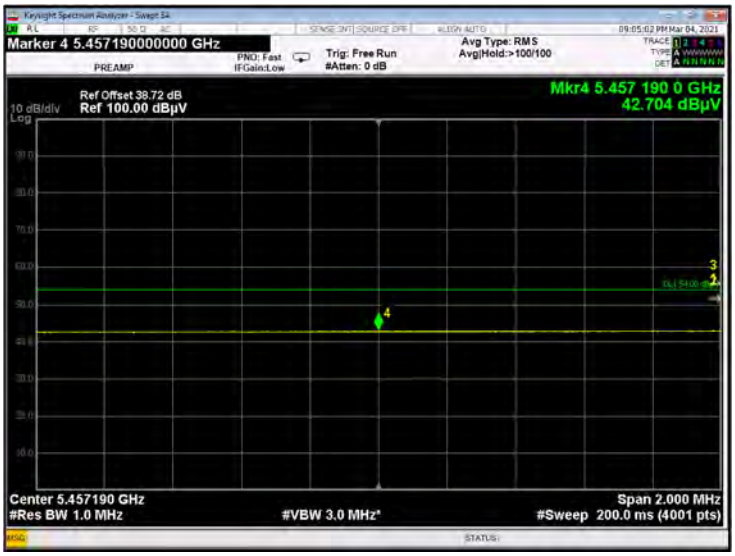

U-NII-2C 11ac20 CH100 Peak

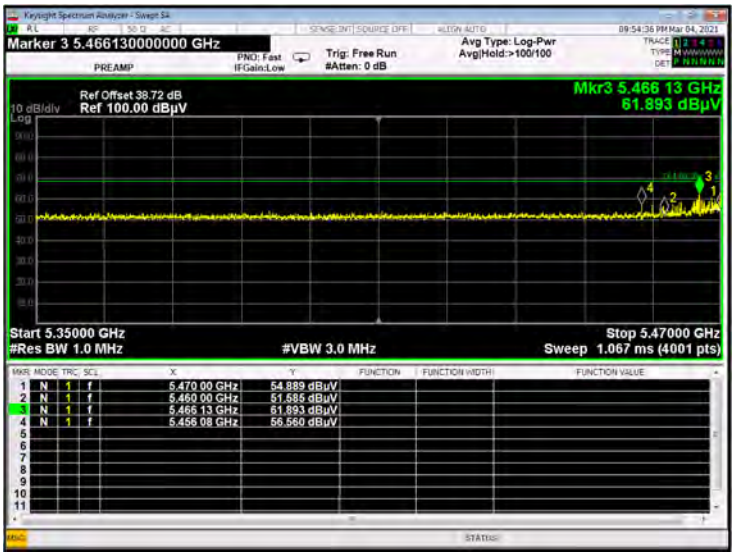

U-NII-2C 11ac20 CH140 Peak

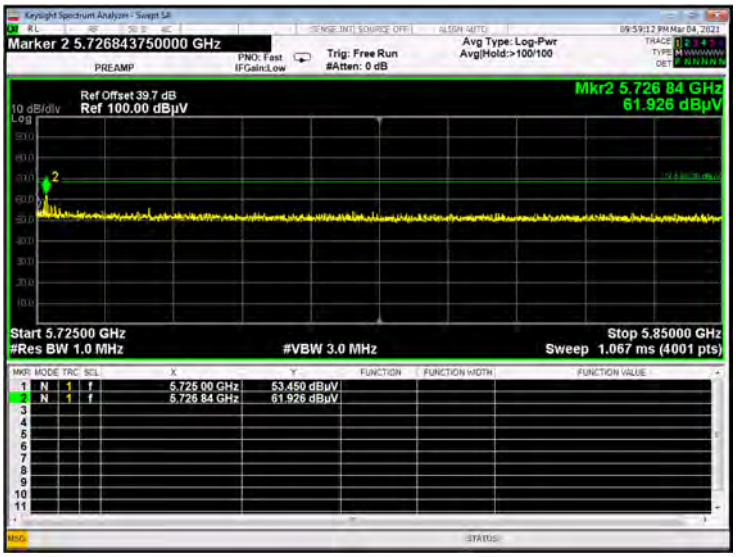

U-NII-2C 11ac20 CH100 AV

U-NII-2C 11ac40 CH102 Peak

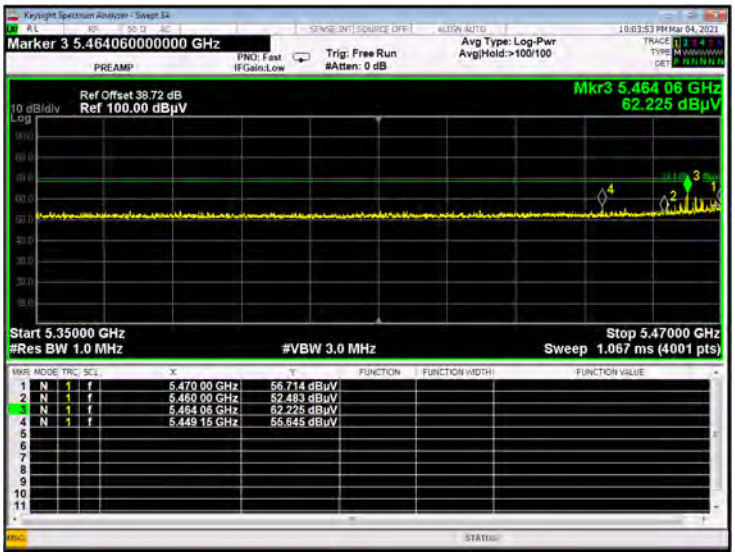

U-NII-2C 11ac40 CH134 Peak

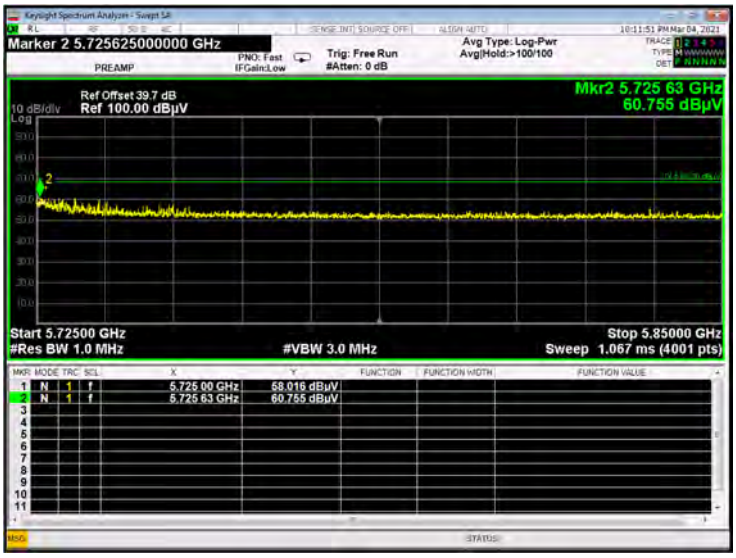

U-NII-2C 11ac40 CH102 AV

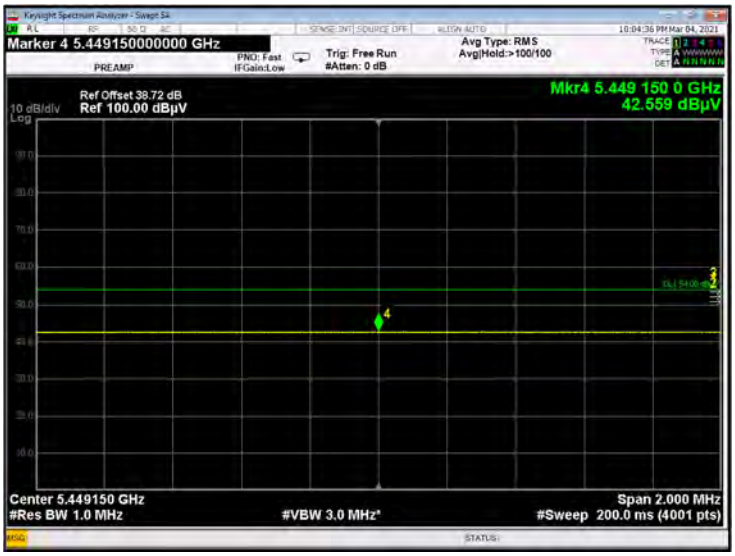

U-NII-2C 11ac80 CH106 Peak

U-NII-2C 11ac80 CH122 Peak

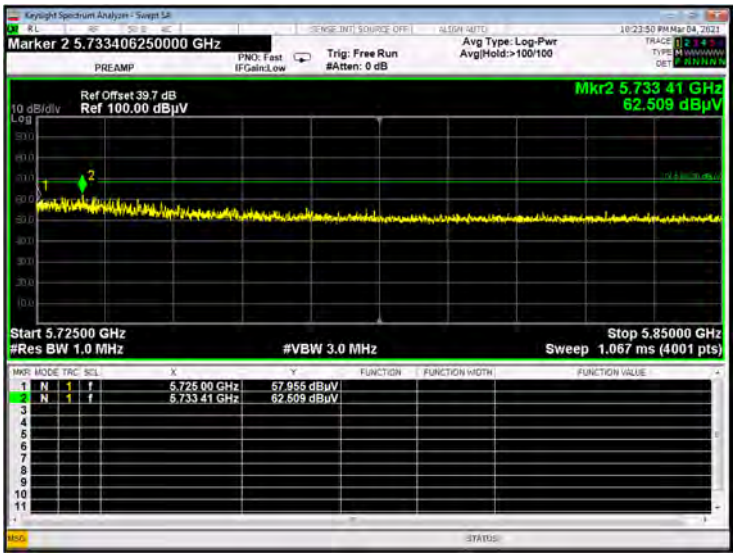

U-NII-2C 11ac80 CH106 AV

U-NII-2C 11ac80 CH106 AV

U-NII-3 11a CH149 Peak

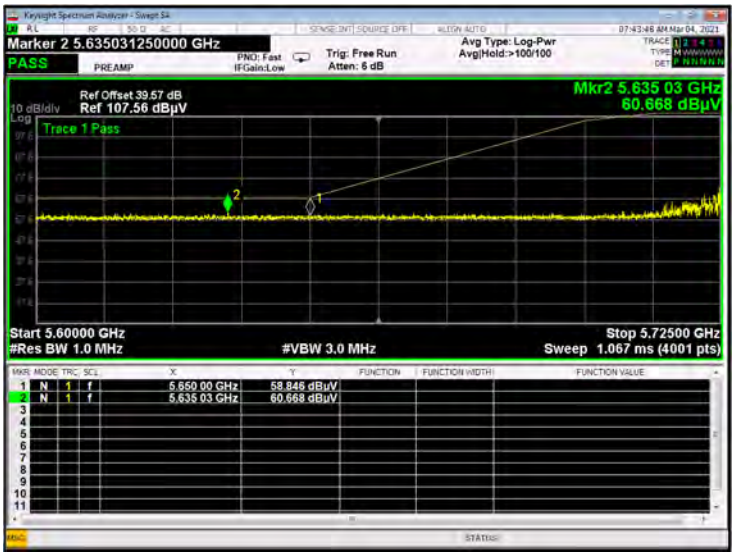

U-NII-3 11a CH165 Peak

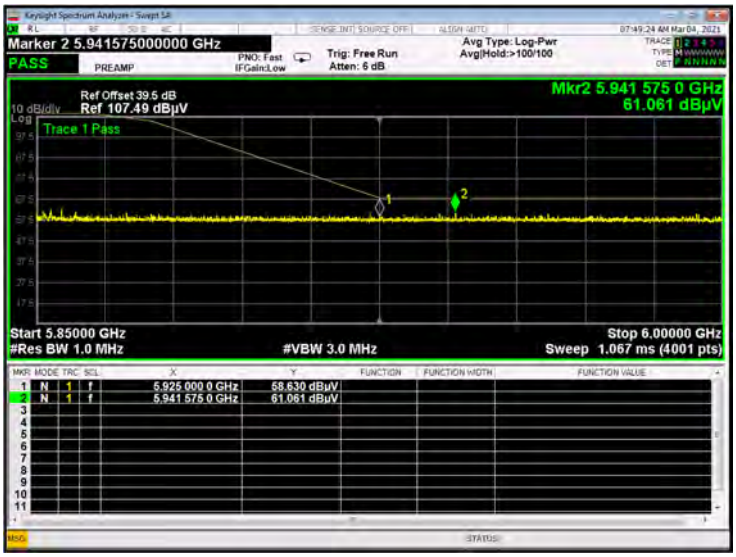

U-NII-3 11n20 CH149 Peak

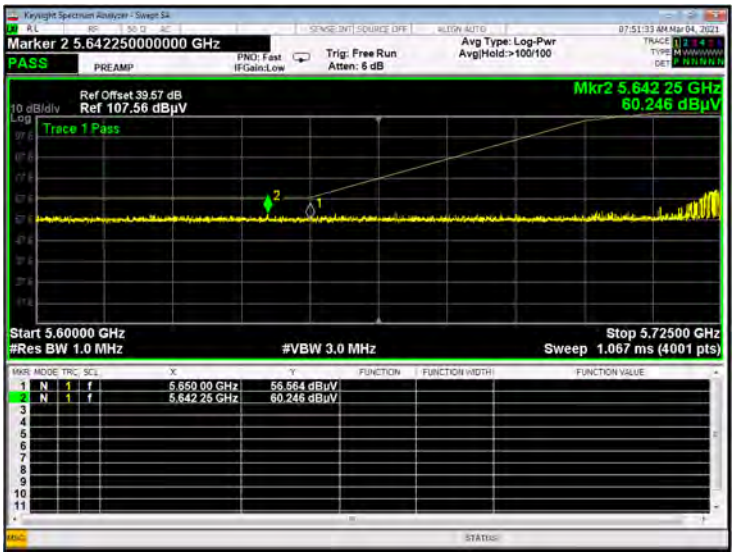

U-NII-3 11n20 CH165 Peak

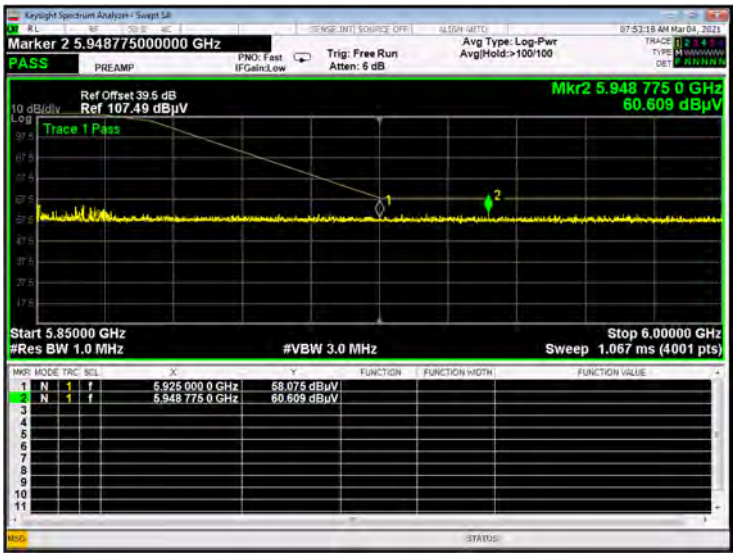

U-NII-3 11n40 CH151 Peak

U-NII-3 11n40 CH159 Peak

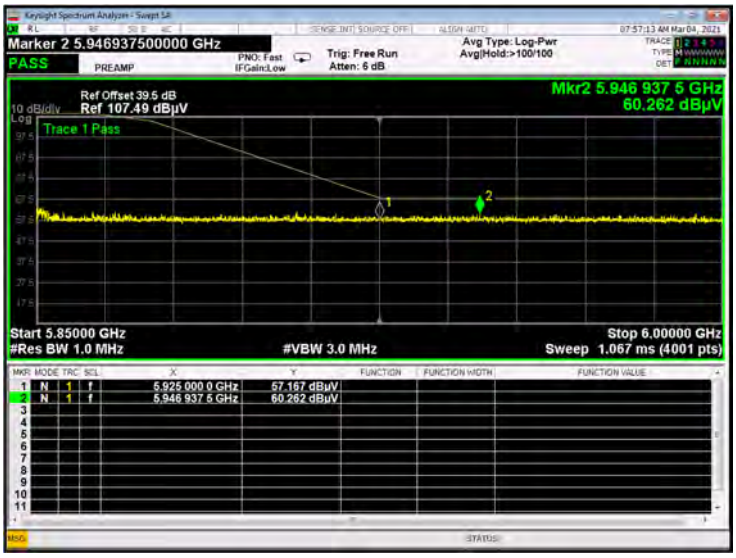

U-NII-3 11ac20 CH149 Peak

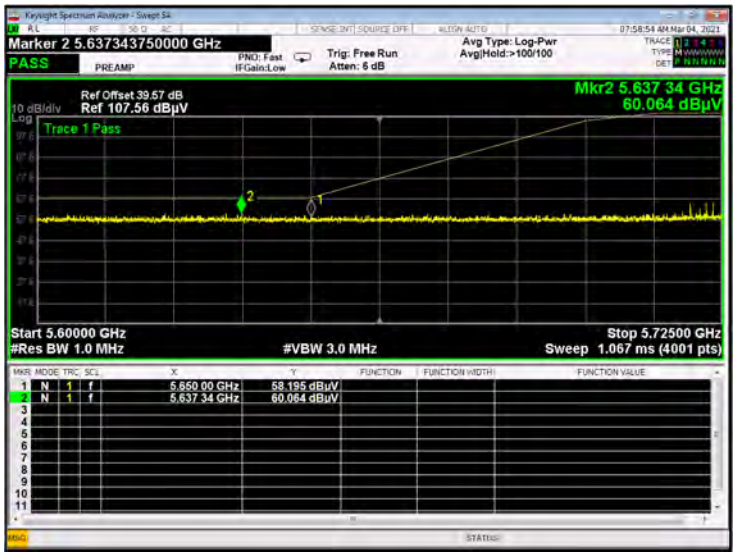

U-NII-3 11ac20 CH165 Peak

U-NII-3 11ac40 CH151 Peak

U-NII-3 11ac40 CH159 Peak

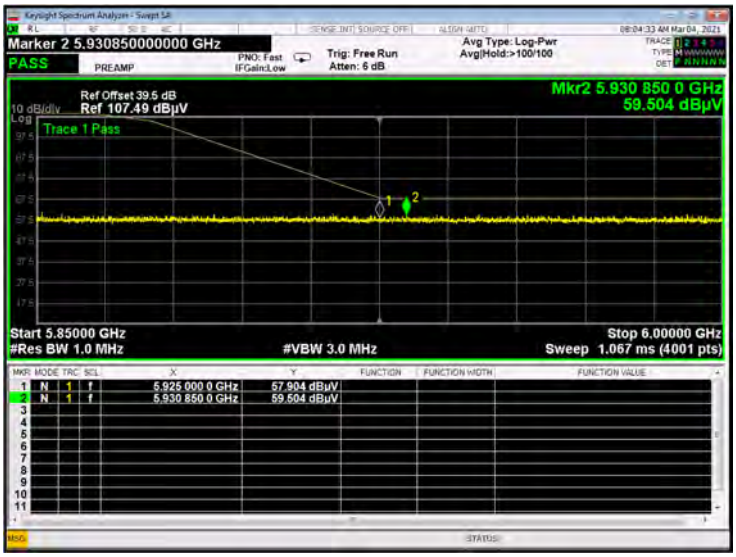

U-NII-3 11ac80 CH155 Peak

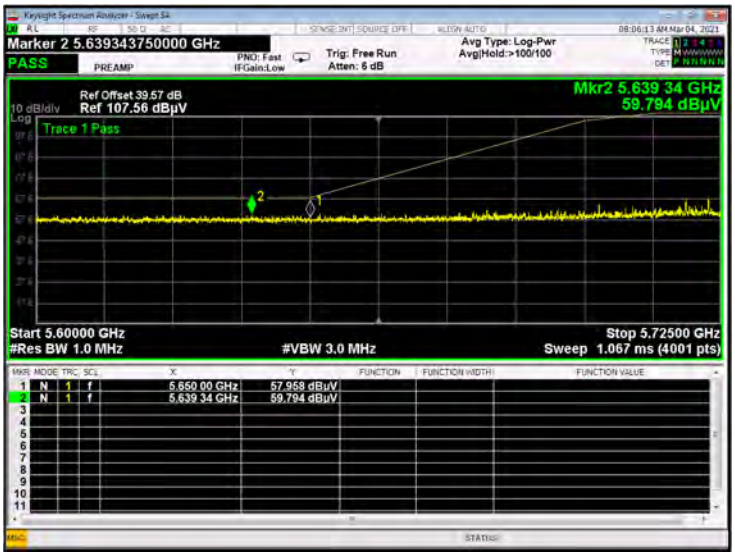

U-NII-3 11ac80 CH155 Peak

ANNEX B TEST SETUP PHOTOS

Please refer the document “BL-SZ2120324-AR.PDF”.

ANNEX C EUT EXTERNAL PHOTOS

Please refer the document “BL-SZ2120324-AW.PDF”.

ANNEX D EUT INTERNAL PHOTOS

Please refer the document “BL-SZ2120324-AI.PDF”.

--END OF REPORT--