RF TEST REPORT

ISSUED BY
Shenzhen BALUN Technology Co., Ltd.

FOR

Mobile Phone

ISSUED TO
Realme Chongqing Mobile Telecommunications Corp., Ltd.

No.178 Yulong Avenue, Yufengshan, Yubei District, Chongqing, China

Report No.:	BL-SZ2141035-501
EUT Name:	Mobile Phone
Model Name:	RMX3241
Brand Name:	realme
Test Standard:	47 CFR Part 2
	47 CFR Part 22
	47 CFR Part 24
	47 CFR Part 27
	47 CFR Part 90
FCC ID:	2AUYFRMX3241
Test Conclusion:	Pass
Test Date:	Feb. 20, 2021 ~ May 06, 2021
Date of Issue:	May 17, 2021

Tested by: Lu Jiamin
Lu Jiamin
Date May 17, 2021

Approved by:
Liao Jianming
(Technical Director)
Date May 17, 2021

NOTE: This test report of test results only related to testing samples, which can be duplicated completely for the legal use with the approval of the applicant; it shall not be reproduced except in full, without the written approval of Shenzhen BALUN Technology Co., Ltd. Any objections should be raised within thirty days from the date of issue. To validate the report, please contact us.

Block B, 1st FL,Baisha Science and Technology Park, Shahe Xi Road, Nanshan District, Shenzhen, Guangdong, P. R. China 518055
TEL: +86-755-66850100, FAX: +86-755-61824271
Email: qc@baluntek.com
www.baluntek.com

Revision History

Version	Issue Date	Revisions Content
Rev. 01	May 12, 2021	Initial Issue
Rev. 02	May 17, 2021	The test date of the original test report has been added on the first page of this report

TABLE OF CONTENTS

1 ADMINISTRATIVE DATA (GENERAL INFORMATION) 4

1.1 Identification of the Testing Laboratory 4

1.2 Identification of the Responsible Testing Location 4

1.3 Laboratory Condition 4

1.4 Announce 4

2 PRODUCT INFORMATION 5

2.1 Applicant Information 5

2.2 Manufacturer Information 5

2.3 Factory Information 5

2.4 General Description for Equipment under Test (EUT) 5

2.5 Technical Information 6

3 SUMMARY OF TEST RESULTS 10

3.1 Test Standards 10

3.2 Test Verdict 11

4 GENERAL TEST CONFIGURATIONS 13

4.1 Test Environments 13

4.2 Test Equipment List 13

4.3 Test Configurations 15

4.4 Test Setup 26

5 TEST ITEMS 29

5.1 Transmitter Radiated Power (EIRP/ERP) 29

5.2 Peak to Average Ratio 32

5.3 Occupied Bandwidth 34

5.4 Frequency Stability 36

5.5 Spurious Emission at Antenna Terminals 38
5.6 Band Edge 42
5.7 Field Strength of Spurious Radiation 46
ANNEX A TEST RESULTS 51
A.1 Transmitter Radiated Power (EIRP/ERP) 51
A.2 Peak to Average Ratio 129
A.3 Occupied Bandwidth 137
A.4 Frequency Stability 154
A.5 Spurious Emission at Antenna Terminals 182
A.6 Band Edge 198
A.7 Field Strength of Spurious Radiation 222
ANNEX B TEST SETUP PHOTOS 233
ANNEX C EUT EXTERNAL PHOTOS 233
ANNEX D EUT INTERNAL PHOTOS 233

1 ADMINISTRATIVE DATA (GENERAL INFORMATION)

1.1 Identification of the Testing Laboratory

Company Name	Shenzhen BALUN Technology Co., Ltd.
Address	Block B, 1st FL, Baisha Science and Technology Park, Shahe Xi Road, Nanshan District, Shenzhen, Guangdong Province, P. R. China.
Phone Number	+86 755 6685 0100

1.2 Identification of the Responsible Testing Location

Test Location	Shenzhen BALUN Technology Co., Ltd.
Address	Block B, 1st FL, Baisha Science and Technology Park, Shahe Xi Road, Nanshan District, Shenzhen, Guangdong Province, P. R. China.
Accreditation Certificate	The laboratory is a testing organizatin accredited by FCC as a accredited testing laboratory. The designation number is CN1196.
Description	All measurement facilities used to collect the measurement data are located at Block B, FL 1, Baisha Science and Technology Park, Shahe Xi Road, Nanshan District, Shenzhen, Guangdong Province, P. R. China 518055

1.3 Laboratory Condition

Ambient Temperature	20 °C to 35 °C
Ambient Relative Humidity	30 % to 60 %
Ambient Pressure	98 kPa to 102 kPa

1.4 Announce

(1) The test report reference to the report template version v6.2.

(2) The test report is invalid if not marked with the signatures of the persons responsible for preparing and approving the test report.

(3) The test report is invalid if there is any evidence and/or falsification.

(4) The results documented in this report apply only to the tested sample, under the conditions and modes of operation as described herein.

(5) This document may not be altered or revised in any way unless done so by BALUN and all revisions are duly noted in the revisions section.

(6) Content of the test report, in part or in full, cannot be used for publicity and/or promotional purposes without prior written approval from the laboratory.

(7) The laboratory is only responsible for the data released by the laboratory, except for the part provided by the applicant. The applicant is responsible for the impact of the information provided on the validity of the results.

2 PRODUCT INFORMATION

2.1 Applicant Information

Applicant	Realme Chongqing Mobile Telecommunications Corp., Ltd.
Address	No.178 Yulong Avenue, Yufengshan, Yubei District, Chongqing, China

2.2 Manufacturer Information

Manufacturer	Realme Chongqing Mobile Telecommunications Corp., Ltd.
Address	No.178 Yulong Avenue, Yufengshan, Yubei District, Chongqing, China

2.3 Factory Information

Factory	N/A
Address	N/A

2.4 General Description for Equipment under Test (EUT)

EUT Name	Mobile Phone
Model Name Under Test	RMX3241
Series Model Name	N/A
Description of Model name differentiation	N/A
Hardware Version	2AA774
Software Version	realme UI V2.0
Dimensions (Approx.)	162.5*74.8*8.5 mm
Weight (Approx.)	185g

2.5 Technical Information

Note: The information provided by the applicant, except for The Max RF Output Power (EIRP/ERP).

Network and Wireless connectivity	2G Network GSM/GPRS/EDGE 850/1900 MHz 3G Network WCDMA/HSDPA/HSUPA/HSPA+ Band 2/4/5 4G Network LTE FDD Band 2/4/5/7/12/17/26/66 LTE TDD Band 38/41 LTE CA Uplink (UL): CA_7C, CA_38C, CA_41C 5G Network SA: NR n5/n7/n38/n41 NSA (EN-DC): DC_7A_n5A, DC_66A_n7A Bluetooth (BR+EDR+BLE) 2.4G WIFI 802.11b, 802.11g, 802.11n(HT20/40), 802.11ac(VHT20/40) 5G WIFI 802.11a, 802.11n(HT20/40) and 802.11ac(VHT20/40/80) U-NII-1/2A/2C/3, GPS, GLONASS, BDS, NFC
About the Product	The equipment is mobile phone, intended for used with information technology equipment.
Note 1: The EUT is a mobile phone, supporting dual SIM card slots under the same transceiver. Both SIM card slots support GSM, WCDMA, LTE and NR. And both SIM card slots share the same transceiver, so only SIM1 is tested in this report.	

The requirement for the following technical information of the EUT was tested in this report:

Operating Bands	GSM/GPRS/EGPRS 850/1900 MHz WCDMA/HSDPA/HSUPA Band 2/4/5 LTE FDD Band 2/4/5/7/12/17/26/66 LTE TDD Band 38/41 CA_7C, CA_38C, CA_41C SA: n5/n7/n38/n41 NSA (EN-DC): DC_7A_n5A, DC_66A_n7A	
Modulation Type	GSM/GPRS	GMSK
	EGPRS	8PSK
	WCDMA	QPSK
	HSDPA /HSUPA	QPSK
		16QAM
	LTE	QPSK
		16QAM
	NR	CP-OFDM: QPSK / 16QAM / 64QAM / 256QAM
		DFT-s-OFDM: QPSK / 16QAM / 64QAM / 256QAM
Channel Bandwidths for NR	n5: 5 MHz, 10 MHz, 15 MHz, 20 MHz n7: 5 MHz, 10 MHz, 15 MHz, 20 MHz n38: 10 MHz, 15 MHz, 20 MHz n41: 10 MHz, 15 MHz, 20 MHz, 40 MHz, 50 MHz, 60 MHz, 80 MHz, 90 MHz, 100 MHz	
TX Frequency Range	GSM/GPRS/EGPRS 850: 824 MHz ~ 849 MHz GSM/GPRS/EGPRS 1900: 1850 MHz ~ 1910 MHz	

	WCDMA/HSDPA/HSUPA Band 2: 1850 MHz ~ 1910 MHz WCDMA/HSDPA/HSUPA Band 4: 1710 MHz ~ 1755 MHz WCDMA/HSDPA/HSUPA Band 5: 824 MHz ~ 849 MHz FDD LTE Band 2: 1850 MHz ~ 1910 MHz FDD LTE Band 4: 1710 MHz ~ 1755 MHz FDD LTE Band 5: 824 MHz ~ 849 MHz FDD LTE Band 7: 2500 MHz ~ 2570 MHz FDD LTE Band 12: 699 MHz ~ 716 MHz FDD LTE Band 17: 704 MHz ~ 716 MHz FDD LTE Band 26: 814 MHz ~ 849 MHz TDD LTE Band 38: 2570 MHz ~ 2620 MHz TDD LTE Band 41: 2496 MHz ~ 2690 MHz FDD LTE Band 66: 1710 MHz ~ 1780 MHz FDD NR Band n5: 824 MHz ~ 849MHz FDD NR Band n7: 2500 MHz ~ 2570MHz TDD NR Band n38: 2570 MHz ~ 2620 MHz TDD NR Band n41: 2496 MHz ~ 2690MHz
Rx Frequency Range	GSM/GPRS/EGPRS 850: 869 MHz ~ 894 MHz GSM/GPRS/EGPRS 1900: 1930 MHz ~ 1990 MHz WCDMA/HSDPA/HSUPA Band 2: 1930 MHz ~ 1990 MHz WCDMA/HSDPA/HSUPA Band 4: 2110 MHz ~ 2155 MHz WCDMA/HSDPA/HSUPA Band 5: 869 MHz ~ 894 MHz FDD LTE Band 2: 1930 MHz ~ 1990 MHz FDD LTE Band 4: 2110 MHz ~ 2155 MHz FDD LTE Band 5: 869 MHz ~ 894 MHz FDD LTE Band 7: 2620 MHz ~ 2690 MHz FDD LTE Band 12: 729 MHz ~ 746 MHz FDD LTE Band 17: 734 MHz ~ 746 MHz FDD LTE Band 26: 859 MHz ~ 894 MHz TDD LTE Band 38: 2570 MHz ~ 2620 MHz TDD LTE Band 41: 2496 MHz ~ 2690 MHz FDD LTE Band 66: 2110 MHz ~ 2180 MHz FDD NR Band n5: 869 MHz ~ 894MHz FDD NR Band n7: 2620 MHz ~ 2690MHz TDD NR Band n38: 2570 MHz ~ 2620 MHz TDD NR Band n41: 2496 MHz ~ 2690MHz
Power Class	GSM/GPRS 850: 4 GSM/GPRS 1900: 1 EGPRS 850/1900: E2 WCDMA/HSDPA/HSUPA Band 2: 3 WCDMA/HSDPA/HSUPA Band 4: 3 WCDMA/HSDPA/HSUPA Band 5: 3 FDD LTE Band 2: 3 FDD LTE Band 4: 3 FDD LTE Band 5: 3 FDD LTE Band 7: 3

	FDD LTE Band 12: 3 FDD LTE Band 17: 3 FDD LTE Band 26: 3 TDD LTE Band 38: 3 TDD LTE Band 41: 3 FDD LTE Band 66: 3 FDD NR Band n5: 3 FDD NR Band n7: 3 FDD NR Band n38: 3 TDD NR Band n41: 3 FDD NR DC_7A_n5A: 3 FDD NR DC_66A_n7A: 3
Multislot Class	GPRS/EGPRS: 12
Antenna Type	PIFA Antenna
Antenna Gain	GSM/GPRS/EGPRS 850: -3.7 dBi GSM/GPRS/EGPRS 1900: -0.7 dBi WCDMA/HSDPA/HSUPA Band 2: -0.7 dBi WCDMA/HSDPA/HSUPA Band 4: -0.8 dBi WCDMA/HSDPA/HSUPA Band 5: -3.7 dBi FDD LTE Band 2: -0.7 dBi FDD LTE Band 4: -0.8 dBi FDD LTE Band 5: -3.7 dBi FDD LTE Band 7: -0.5 dBi FDD LTE Band 12: -4.5 dBi FDD LTE Band 17: -4.5 dBi FDD LTE Band 26: -3.7 dBi TDD LTE Band 38: -0.5 dBi TDD LTE Band 41: -0.5 dBi FDD LTE Band 66: -0.8 dBi CA_7C: -0.5 dBi CA_38C: -0.5 dBi CA_41C: -0.5 dBi FDD NR Band n5: -3.7 dBi FDD NR Band n7: -0.5 dBi TDD NR Band n38: -0.5 dBi TDD NR Band n41: -0.5 dBi FDD NR DC_7A_n5A: -3.7 dBi FDD NR DC_66A_n7A: -0.5 dBi
The Max RF Output Power (EIRP/ERP)	GSM/GPRS/EGPRS 850: 26.59 dBm GSM/GPRS/EGPRS 1900: 29.06 dBm WCDMA/HSDPA/HSUPA Band 2: 22.73 dBm WCDMA/HSDPA/HSUPA Band 4: 22.52 dBm WCDMA/HSDPA/HSUPA Band 5: 17.60 dBm FDD LTE Band 2: 22.31 dBm FDD LTE Band 4: 22.31 dBm FDD LTE Band 5: 17.45 dBm

	FDD LTE Band 7: 21.75 dBm FDD LTE Band 12: 16.77 dBm FDD LTE Band 17: 16.82 dBm FDD LTE Band 26 (part22): 17.53 dBm FDD LTE Band 26 (part90): 17.52 dBm TDD LTE Band 38: 22.20 dBm TDD LTE Band 41: 22.92 dBm FDD LTE Band 66: 22.35 dBm CA_7C: 22.00 dBm CA_38C: 22.59 dBm CA_41C: 22.50 dBm FDD NR Band n5: 20.19 dBm FDD NR Band n7: 22.83 dBm TDD NR Band n38: 23.02 dBm TDD NR Band n41: 23.18 dBm FDD NR DC_7A_n5A: 19.72 dBm FDD NR DC_66A_n7A: 22.94 dBm

Note 1: The EUT information are declared by manufacturer. For more detailed features description, please refer to the manufacturer's specifications or user's manual.

3 SUMMARY OF TEST RESULTS

3.1 Test Standards

No.	Identity	Document Title
1	47 CFR Part 2	Frequency Allocations and Radio Treaty Matters; General Rules and Regulations
2	47 CFR Part 22 Subpart H	Cellular Radiotelephone Service
3	47 CFR Part 24 Subpart E	Broadband PCS
4	47 CFR Part 27	Miscellaneous Wireless Communications Services
5	47 CFR Part 90 Subpart S	Regulations Governing Licensing and Use of Frequencies in the 806-824, 851-869, 896-901, and 935-940 MHz Bands
6	ANSI/TIA-603-E-2016	Land Mobile FM or PM Communications Equipment Measurement and Performance Standards
7	KDB 971168 D01 v03	Measurement Guidance for Certification of Licensed Digital Transmitters

3.2 Test Verdict

No.	Test Description	FCC Part No.	Test Result	Test Verdict
1	Conducted RF Output Power	2.1046	Reporting only (ANNEX A.1)	Pass
2	Effective (Isotropic) Radiated Power	2.1046 22.913 24.232 27.50 90.635(b) 90.542(a)	ANNEX A.1	Pass
3	Peak to Average Radio	2.1046 24.232(d) 27.50(d)	ANNEX A.2	Pass
4	Occupied Bandwidth	2.1049 22.917 24.238 27.53 90.209	ANNEX A.3	Pass
5	Frequency Stability	2.1055 22.355 24.235 27.54 90.213	ANNEX A.4	Pass
6	Spurious Emission at Antenna Terminals	2.1051 22.917 24.238 27.53 90.691 90.543	ANNEX A.5	Pass
7	Band Edge	2.1051 22.917 24.238 27.53 90.691 90.543	ANNEX A.6	Pass
8	Field Strength of Spurious Radiation	2.1053 22.917 24.238 27.53 90.691 90.543	ANNEX A.7	Pass

Note: The only difference between the EUT (test samples in this report) and testing sample of report BL-SZ2120324-501, which was issued by Shenzhen BALUN Technology Co., Ltd. on Mar. 26, 2021 show as below:

1. Add two EN-DC combinations: DC_7A_n5A, DC_66A_n7A.

And others hardware circuit and software were all the same. 5G NSA was tested and others data originate from the report BL-SZ2120324-501, which was issued by Shenzhen BALUN Technology Co., Ltd. on Mar. 26, 2021.

4 GENERAL TEST CONFIGURATIONS

4.1 Test Environments

During the measurement, the environmental conditions were within the listed ranges:

Test Voltage of the EUT	NV (Normal Voltage)	3.87 V
	LV (Low Voltage)	3.43 V
	HV (High Voltage)	4.45 V
Test Temperature of the EUT	NT (Normal Temperature)	+25 °C
	LT (Low Temperature)	-30 °C
	HT (High Temperature)	+50 °C

4.2 Test Equipment List

Description	Manufacturer	Model	Serial No.	Software /Firmware Version	Cal. Date	Cal. Due
Conducted Test System						
Test Software 1	R&S	CMUgo	N/A	V2.0.1	N/A	N/A
Test Software 2	R&S	CMWRun	N/A	V1.9.8	N/A	N/A
Test Software 3	BALUN	BL410R	N/A	V2.1.1.48 8	N/A	N/A
Universal Radio Communication Tester	R&S	CMU 200	119280	V5.13	2021.01.14	2022.01.13
Wideband Radio Communication Tester	R&S	CMW 500	127794	V3.5.137	2020.06.08	2021.06.07
Wideband Radio Communication Tester	R&S	CMW 500	120598	V3.5.137	2021.01.14	2022.01.13
Spectrum Analyzer	R&S	FSV-30	103118	2.30.SP1	2020.06.08	2021.06.07
Spectrum Analyzer	Agilent	E4440A	MY45304434	A.11.21	2020.09.25	2021.09.24
Spectrum Analyzer	Agilent	E4440A	MY46181663	A.11.21	2020.10.21	2021.10.20
Temperature Chamber	AHK	SP20	1412	N/A	2020.06.10	2021.06.09
DC Power Supply	ITECH	IT6863A	6000140106 87210020	N/A	2020.06.12	2021.06.11
Power Sensor	Agilent	E9304A H18	MY41497164	N/A	2020.09.25	2021.09.24
Power Splitter	KMW	DCPD-LDC	1305003215	N/A	N/A	N/A
Attenuator (20 dB)	KMW	ZA-S1-201	110617091	N/A	N/A	N/A

Description	Manufacturer	Model	Serial No.	Software /Firmware Version	Cal. Date	Cal. Due
Attenuator (6 dB)	KMW	ZA-S1-61	1305003189	N/A	N/A	N/A
5G Wireless Test Platform	Keysight	E7515B UXM	MY59321617	N/A	2020.10.20	2021.10.19
5G Wireless Test Platform	Starpoint	SP9500-CTS	19220	N/A	2020.10.20	2021.10.19
Wideband Radio Communication Tester	R&S	CMW 500	168792	V3.5.137	2021.04.01	2022.03.31
Radiated Test System						
Test Software	BALUN	BL410_E	N/A	V16.921	N/A	N/A
Test Antenna-Bi-Log(30 MHz-3 GHz)	Schwarzbeck	VULB 9163	9163-624	N/A	2019.07.02	2021.07.01
Test Antenna-Horn(1-18 GHz)	Schwarzbeck	BBHA 9120D	9120D-1148	N/A	2019.07.02	2021.07.01
Test Antenna-Horn(18-40 GHz)	A-INFO	LB-180400KF	J211060273	N/A	2021.01.04	2023.01.03
Anechoic Chamber	YIHENG	9m*6m*6m	#3	N/A	2018.07.18	2021.07.17
Shielded Enclosure	ChangNing	CN-130701	130703	N/A	N/A	N/A
EMI Receiver	KEYSIGHT	N9038A	MY53220118	A.14.16	2019.10.29	2021.09.17
Spectrum Analyzer	R&S	FSV-30	103118	2.30.SP1	2020.06.08	2021.06.07
Wideband Radio Communication Tester	R&S	CMW 500	127794	V3.2.73	2020.06.08	2021.06.07
5G Wireless Test Platform	Keysight	E7515B UXM	MY59321617	N/A	2020.10.20	2021.10.19
5G Wireless Test Platform	Starpoint	SP9500-CTS	19220	N/A	2020.10.20	2021.10.19

4.3 Test Configurations

Test Items	Test Mode	Test Channel		
		LCH	MCH	HCH
Effective (Isotropic) Radiated Power	GSM 850	v	v	v
	GSM 1900	v	v	v
	GPRS 850	v	v	v
	GPRS 1900	v	v	v
	EGPRS 850	v	v	v
	EGPRS 1900	v	v	v
	WCDMA Band 2	v	v	v
	WCDMA Band 4	v	v	v
	WCDMA Band 5	v	v	v
	HSDPA Band 2	v	v	v
	HSDPA Band 4	v	v	v
	HSDPA Band 5	v	v	v
	HSUPA Band 2	v	v	v
	HSUPA Band 4	v	v	v
	HSUPA Band 5	v	v	v
Peak to Average Ratio	WCDMA Band 2	v	v	v
	WCDMA Band 4	v	v	v
	WCDMA Band 5	v	v	v
Occupied Bandwidth	GSM 850	v	v	v
	GSM 1900	v	v	v
	EGPRS 850	v	v	v
	EGPRS 1900	v	v	v
	WCDMA Band 2	v	v	v
	WCDMA Band 4	v	v	v
	WCDMA Band 5	v	v	v
Frequency Stability	GSM 850	v	v	v
	GSM 1900	v	v	v
	GPRS 850	v	v	v
	GPRS 1900	v	v	v
	EGPRS 850	v	v	v
	EGPRS 1900	v	v	v
	WCDMA Band 2	v	v	v
	WCDMA Band 4	v	v	v
	WCDMA Band 5	v	v	v
Spurious Emission at Antenna Terminals	GSM 850	v	v	v
	GSM 1900	v	v	v
	EGPRS 850	v	v	v
	EGPRS 1900	v	v	v
	WCDMA Band 2	v	v	v
	WCDMA Band 4	v	v	v
	WCDMA Band 5	v	v	v

Test Items	Test Mode	Test Channel		
		LCH	MCH	HCH
Band Edge	GSM 850	v	--	v
	GSM 1900	v	--	v
	EGPRS 850	v	--	v
	EGPRS 1900	v	--	v
	WCDMA Band 2	v	--	v
	WCDMA Band 4	v	--	v
	WCDMA Band 5	v	--	v
Field Strength of Spurious Radiation	GSM 850	v	v	v
	GSM 1900	v	v	v
	EGPRS 850	v	v	v
	EGPRS 1900	v	v	v
	WCDMA Band 2	v	v	v
	WCDMA Band 4	v	v	v
	WCDMA Band 5	v	v	v
Note 1: The mark “v” means that this configuration is chosen for testing.				

Test Mode	UL Channel	UL Channel No.	UL Frequency (MHz)
GSM/GPRS/EGPRS 850	Low Channel	128	824.2
	Middle Channel	190	836.6
	High Channel	251	848.8
GSM/GPRS/EGPRS 1900	Low Channel	512	1850.2
	Middle Channel	661	1880.0
	High Channel	810	1909.8
WCDMA Band 2	Low Channel	9262	1852.4
	Middle Channel	9400	1880.0
	High Channel	9538	1907.6
WCDMA Band 4	Low Channel	1312	1712.4
	Middle Channel	1412	1732.4
	High Channel	1513	1752.6
WCDMA Band 5	Low Channel	4132	826.4
	Middle Channel	4182	836.4
	High Channel	4233	846.6

LTE Band	Bandwidth (MHz)						Modulation Type		RB#			Test Channel		
	1.4	3	5	10	15	20	QPSK	16-QAM	1	Half	Full	LCH	MCH	HCH
Effective (Isotropic) Radiated Power														
2	v	v	v	v	v	v	v	v	v	v	v	v	v	v
4	v	v	v	v	v	v	v	v	v	v	v	v	v	v
5	v	v	v	v	n	n	v	v	v	v	v	v	v	v
7	n	n	v	v	v	v	v	v	v	v	v	v	v	v
12	v	v	v	v	n	n	v	v	v	v	v	v	v	v
17	n	n	v	v	n	n	v	v	v	v	v	v	v	v
26(Part22)	v	v	v	v	v	n	v	v	v	v	v	v	v	v
26(Part90)	v	v	v	v	--	n	v	v	v	v	v	v	v	v
38	n	n	v	v	v	v	v	v	v	v	v	v	v	v
41	n	n	v	v	v	v	v	v	v	v	v	v	v	v
66	v	v	v	v	v	v	v	v	v	v	v	v	v	v
Peak to Average Ratio														
2	--	--	--	--	--	v	v	v	v	--	v	v	v	v
4	--	--	--	--	--	v	v	v	v	--	v	v	v	v
5	--	--	--	v	n	n	v	v	v	--	v	v	v	v
7	n	n	--	--	--	v	v	v	v	--	v	v	v	v
12	--	--	--	v	n	n	v	v	v	--	v	v	v	v
17	n	n	--	v	n	n	v	v	v	--	v	v	v	v
26(Part22)	--	--	--	--	v	n	v	v	v	--	v	v	v	v
26(Part90)	--	--	--	v	--	n	v	v	v	--	v	--	v	--
38	n	n	--	--	--	v	v	v	v	--	v	v	v	v
41	n	n	--	--	--	v	v	v	v	--	v	v	v	v
66	--	--	--	--	--	v	v	v	v	--	v	v	v	v
Occupied Bandwidth														
2	v	v	v	v	v	v	v	v	--	--	v	v	v	v
4	v	v	v	v	v	v	v	v	--	--	v	v	v	v
5	v	v	v	v	n	n	v	v	--	--	v	v	v	v
7	n	n	v	v	v	v	v	v	--	--	v	v	v	v
12	v	v	v	v	n	n	v	v	--	--	v	v	v	v
17	n	n	v	v	n	n	v	v	--	--	v	v	v	v
26(Part22)	v	v	v	v	v	n	v	v	--	--	v	v	v	v
26(Part90)	v	v	v	v	--	n	v	v	--	--	v	v	v	v
38	n	n	v	v	v	v	v	v	--	--	v	v	v	v
41	n	n	v	v	v	v	v	v	--	--	v	v	v	v
66	v	v	v	v	v	v	v	v	--	--	v	v	v	v
Frequency Stability														
2	--	--	--	v	--	--	v	v	--	--	v	--	v	--
4	--	--	--	v	--	--	v	v	--	--	v	--	v	--
5	--	--	--	v	n	n	v	v	--	--	v	--	v	--
7	n	n	--	v	--	--	v	v	--	--	v	--	v	--
12	--	--	--	v	n	n	v	v	--	--	v	--	v	--
17	n	n	--	v	n	n	v	v	--	--	v	--	v	--

LTE Band	Bandwidth (MHz)						Modulation Type		RB#			Test Channel		
	1.4	3	5	10	15	20	QPSK	16-QAM	1	Half	Full	LCH	MCH	HCH
26(Part22)	--	--	--	v	--	n	v	v	--	--	v	--	v	--
26(Part90)	--	--	--	v	--	n	v	v	--	--	v	--	v	--
38	n	n	--	v	--	--	v	v	--	--	v	--	v	--
41	n	n	--	v	--	--	v	v	--	--	v	--	v	--
66	--	--	--	v	--	--	v	v	--	--	v	--	v	--
Spurious Emission at Antenna Terminals														
2	v	v	v	v	v	v	v	v	v	--	--	v	v	v
4	v	v	v	v	v	v	v	v	v	--	--	v	v	v
5	v	v	v	v	n	n	v	v	v	--	--	v	v	v
7	n	n	v	v	v	v	v	v	v	--	--	v	v	v
12	v	v	v	v	n	n	v	v	v	--	--	v	v	v
17	n	n	v	v	n	n	v	v	v	--	--	v	v	v
26(Part22)	v	v	v	v	v	n	v	v	v	--	--	v	v	v
26(Part90)	v	v	v	v	--	n	v	v	v	--	--	v	v	v
38	n	n	v	v	v	v	v	v	v	--	--	v	v	v
41	n	n	v	v	v	v	v	v	v	--	--	v	v	v
66	v	v	v	v	v	v	v	v	v	--	--	v	v	v
Band Edge														
2	v	v	v	v	v	v	v	v	v	--	v	v	--	v
4	v	v	v	v	v	v	v	v	v	--	v	v	--	v
5	v	v	v	v	n	n	v	v	v	--	v	v	--	v
7	n	n	v	v	v	v	v	v	v	--	v	v	--	v
12	v	v	v	v	n	n	v	v	v	--	v	v	--	v
17	n	n	v	v	n	n	v	v	v	--	v	v	--	v
26(Part22)	v	v	v	v	v	n	v	v	v	--	v	v	--	v
26(Part90)	v	v	v	v	--	n	v	v	v	--	v	v	--	v
38	n	n	v	v	v	v	v	v	v	--	v	v	--	v
41	n	n	v	v	v	v	v	v	v	--	v	v	--	v
66	v	v	v	v	v	v	v	v	v	--	v	v	--	v
Field Strength of Spurious Radiation														
2	v	v	v	v	v	v	v	--	v	--	--	--	v	--
4	v	v	v	v	v	v	v	--	v	--	--	--	v	--
5	v	v	v	v	n	n	v	--	v	--	--	--	v	--
7	n	n	v	v	v	v	v	--	v	--	--	--	v	--
12	v	v	v	v	n	n	v	--	v	--	--	--	v	--
17	n	n	v	v	n	n	v	--	v	--	--	--	v	--
26(Part22)	v	v	v	v	v	n	v	--	v	--	--	--	v	--
26(Part90)	v	v	v	v	--	n	v	--	v	--	--	--	v	--
38	n	n	v	v	v	v	v	--	v	--	--	--	v	--
41	n	n	v	v	v	v	v	--	v	--	--	--	v	--
66	v	v	v	v	v	v	v	--	v	--	--	--	v	--

Note 1: The mark “v” means that this configuration is chosen for testing.

Note 2: The mark “n” means that this bandwidth is not supported.

Test Mode	UL Channel	Channel Bandwidth (MHz)	UL Channel No.	UL Frequency (MHz)
LTE Band 2	Low Range	1.4	18607	1850.7
		3	18615	1851.5
		5	18625	1852.5
		10	18650	1855
		15	18675	1857.5
		20	18700	1860
	Middle Range	1.4/3/5/10/15/20	18900	1880
	High Range	1.4	19193	1909.3
		3	19185	1908.5
		5	19175	1907.5
		10	19150	1905
		15	19125	1902.5
		20	19100	1900
LTE Band 4	Low Range	1.4	19957	1710.7
		3	19965	1711.5
		5	19975	1712.5
		10	20000	1715
		15	20025	1717.5
		20	20050	1720
	Middle Range	1.4/3/5/10/15/20	20175	1732.5
	High Range	1.4	20393	1754.3
		3	20385	1753.5
		5	20375	1752.5
		10	20350	1750
		15	20325	1747.5
		20	20300	1745
LTE Band 5	Low Range	1.4	20407	824.7
		3	20415	825.5
		5	20425	826.5
		10	20450	829
	Middle Range	1.4/3/5/10	20525	836.5
	High Range	1.4	20643	848.3
		3	20635	847.5
		5	20625	846.5
		10	20600	844
LTE Band 7	Low Range	5	20775	2502.5
		10	20800	2505
		15	20825	2507.5
		20	20850	2510
	Middle Range	5/10/15/20	21100	2535
	High Range	5	21425	2567.5
		10	21400	2565

Test Mode	UL Channel	Channel Bandwidth (MHz)	UL Channel No.	UL Frequency (MHz)
		15	21375	2562.5
		20	21350	2560
LTE Band 12	Low Range	1.4	23017	699.7
		3	23025	700.5
		5	23035	701.5
		10	23060	704
	Middle Range	1.4/3/5/10	23095	707.5
	High Range	1.4	23173	715.3
		3	23165	714.5
		5	23155	713.5
		10	23130	711
LTE Band 17	Low Range	5	23755	706.5
		10	23780	709
	Middle Range	5/10	23790	710
	High Range	5	23825	713.5
		10	23800	711
LTE Band 26 (Part22)	Low Range	1.4	26797	824.7
		3	26805	825.5
		5	26815	826.5
		10	26840	829
		15	26865	831.5
	Middle Range	1.4/3/5/10/15	26915	836.5
	High Range	1.4	27033	848.3
		3	27025	847.5
		5	27015	846.5
		10	26990	844
		15	26965	841.5
LTE Band 26 (Part90)	Low Range	1.4	26697	814.7
		3	26705	815.5
		5	26715	816.5
		10	---	---
	Middle Range	1.4/3/5/10	26740	819
	High Range	1.4	26783	823.3
		3	26775	822.5
		5	26765	821.5
		10	---	---
LTE Band 38	Low Range	5	37775	2572.5
		10	37800	2575
		15	37825	2577.5
		20	37850	2580
	Middle Range	5/10/15/20	38000	2595
	High Range	5	38225	2617.5
		10	38200	2615

Test Mode	UL Channel	Channel Bandwidth (MHz)	UL Channel No.	UL Frequency (MHz)
		15	38175	2612.5
		20	38150	2610
LTE Band 41	Low Range	5	39675	2498.5
		10	39700	2501
		15	39725	2503.5
		20	39750	2506
	Middle Range	5/10/15/20	40620	2593
	High Range	5	41565	2687.5
		10	41540	2685
		15	41515	2682.5
		20	41490	2680
LTE Band 66	Low Range	1.4	131979	1710.7
		3	131987	1711.5
		5	131997	1712.5
		10	132022	1715
		15	132047	1717.5
		20	132072	1720
	Middle Range	1.4/3/5/10/15/20	132322	1745
	High Range	1.4	132665	1779.3
		3	132657	1778.5
		5	132647	1777.5
		10	132622	1775
		15	132597	1772.5
		20	132572	1770

Test frequencies for CA_7C											
Range	CC-Combo / NRB_agg [RB]	CC1					CC2				
		BW [RB]	N_{UL}	f_{UL} [MHz]	N_{DL}	f_{DL} [MHz]	BW [RB]	N_{UL}	f_{UL} [MHz]	N_{DL}	f_{DL} [MHz]
Low	50+100	50	20805	2505.5	2805	2625.5	100	20949	2519.9	2949	2639.9
		100	20850	2510	2850	2630	50	20994	2524.4	2994	2644.4
	75+50	75	20825	2507.5	2825	2627.5	50	20945	2519.5	2945	2639.5
	75+75	75	20825	2507.5	2825	2627.5	75	20975	2522.5	2975	2642.5
	75+100	75	20828	2507.8	2828	2627.8	100	20999	2524.9	2999	2644.9
		100	20850	2510	2850	2630	75	21021	2527.1	3021	2647.1
	100+100	100	20850	2510	2850	2630	100	21048	2529.8	3048	2649.8
Mid	50+100	50	21006	2525.6	3006	2645.6	100	21150	2540	3150	2660
		100	21051	2530.1	3051	2650.1	50	21195	2544.5	3195	2664.5
	75+50	75	21051	2530.1	3051	2650.1	50	21171	2542.1	3171	2662.1
	75+75	75	21025	2527.5	3025	2647.5	75	21175	2542.5	3175	2662.5
	75+100	75	21003	2525.3	3003	2645.3	100	21174	2542.4	3174	2662.4
		100	21026	2527.6	3026	2647.6	75	21197	2544.7	3197	2664.7
	100+100	100	21001	2525.1	3001	2645.1	100	21199	2544.9	3199	2664.9
High	50+100	50	21206	2545.6	3206	2665.6	100	21350	2560	3350	2680
		100	21251	2550.1	3251	2670.1	50	21395	2564.5	3395	2684.5
	75+50	75	21277	2552.7	3277	2672.7	50	21397	2564.7	3397	2684.7
	75+75	75	21225	2547.5	3225	2667.5	75	21375	2562.5	3375	2682.5
	75+100	75	21179	2542.9	3179	2662.9	100	21350	2560	3350	2680
		100	21201	2545.1	3201	2665.1	75	21372	2562.2	3372	2682.2
	100+100	100	21152	2540.2	3152	2660.2	100	21350	2560	3350	2680

Test frequencies for CA_38C							
Range	CC-Combo / NRB_agg [RB]	CC1			CC2		
		BW [RB]	$N_{UL/DL}$	$f_{UL/DL}$ [MHz]	BW [RB]	$N_{UL/DL}$	$f_{UL/DL}$ [MHz]
Low	75+75	75	37825	2577.5	75	37975	2592.5
	100+100	100	37850	2580	100	38048	2599.8
Mid	75+75	75	37925	2587.5	75	38075	2602.5
	100+100	100	37901	2585.1	100	38099	2604.9
High	75+75	75	38025	2597.5	75	38175	2612.5
	100+100	100	37952	2590.2	100	38150	2610

Test frequencies for CA_41C (2496-2690MHz)							
Range	CC-Combo / NRB_agg [RB]	CC1			CC2		
		BW [RB]	$N_{UL/DL}$	$f_{UL/DL}$ [MHz]	BW [RB]	$N_{UL/DL}$	$f_{UL/DL}$ [MHz]
Low	25+100	25	39683	2499.3	100	39800	2511
		100	39750	2506	25	39867	2517.7
	50+75	50	39703	2501.3	75	39823	2513.3
		75	39725	2503.5	50	39845	2515.5
	50+100	50	39705	2501.5	100	39849	2515.9
		100	39750	2506	50	39894	2520.4
	75+75	75	39725	2503.5	75	39875	2518.5
	75+100	75	39728	2503.8	100	39899	2520.9
		100	39750	2506	75	39921	2523.1
	100+100	100	39750	2506	100	39948	2525.8
Mid	25+100	25	40528	2583.8	100	40645	2595.5
		100	40595	2590.5	25	40712	2602.2
	50+75	50	40549	2585.9	75	40669	2597.9
		75	40571	2588.1	50	40691	2600.1
	50+100	50	40526	2583.6	100	40670	2598.0
		100	40571	2588.1	50	40715	2602.5
	75+75	75	40545	2585.5	75	40695	2600.5
	75+100	75	40523	2583.3	100	40694	2600.4
		100	40546	2585.6	75	40717	2602.7
	100+100	100	40521	2583.1	100	40719	2602.9
High	25+100	25	41373	2668.3	100	41490	2680
		100	41440	2675	25	41557	2686.7
	50+75	50	41395	2670.5	75	41515	2682.5
		75	41417	2672.7	50	41537	2684.7
	50+100	50	41346	2665.6	100	41490	2680
		100	41391	2670.1	50	41535	2684.5
	75+75	75	41365	2667.5	75	41515	2682.5
	75+100	75	41319	2662.9	100	41490	2680
		100	41341	2665.1	75	41512	2682.2
	100+100	100	41292	2660.2	100	41490	2680

Test Mode	Channel Bandwidth (MHz)	UL Channel	UL Channel No.	UL Frequency (MHz)
NR Band n5	5	Low Range	165300	826.5
		Middle Range	167300	836.5
		High Range	169300	846.5
	15	Low Range	166300	831.5
		Middle Range	167300	836.5
		High Range	168300	841.5
	20	Low Range	166800	834
		Middle Range	167300	836.5
		High Range	167800	839

Test Mode	Channel Bandwidth (MHz)	UL Channel	UL Channel No.	UL Frequency (MHz)
NR Band n7	5	Low Range	500500	2502.5
		Middle Range	507000	2535
		High Range	513500	2567.5
	15	Low Range	501500	2507.5
		Middle Range	507000	2535
		High Range	512500	2562.5
	20	Low Range	502000	2510
		Middle Range	507000	2535
		High Range	512000	2560

Test Mode	Channel Bandwidth (MHz)	UL Channel	UL Channel No.	UL Frequency (MHz)
NR Band n38	10	Low Range	515000	2575
		Middle Range	519000	2595
		High Range	523000	2615
	15	Low Range	515500	2577.5
		Middle Range	519000	2595
		High Range	522500	2612.5
	20	Low Range	516000	2580
		Middle Range	519000	2595
		High Range	522000	2610

Test Mode	Channel Bandwidth (MHz)	UL Channel	UL Channel No.	UL Frequency (MHz)
NR Band n41	10	Low Range	500202	2501.01
		Middle Range	518598	2592.99
		High Range	537000	2685
	60	Low Range	505200	2526
		Middle Range	518598	2592.99
		High Range	531996	2659.98
	100	Low Range	509202	2546.01
		Middle Range	518598	2592.99
		High Range	528000	2640

4.4 Test Setup

4.4.1 For Antenna Port Test

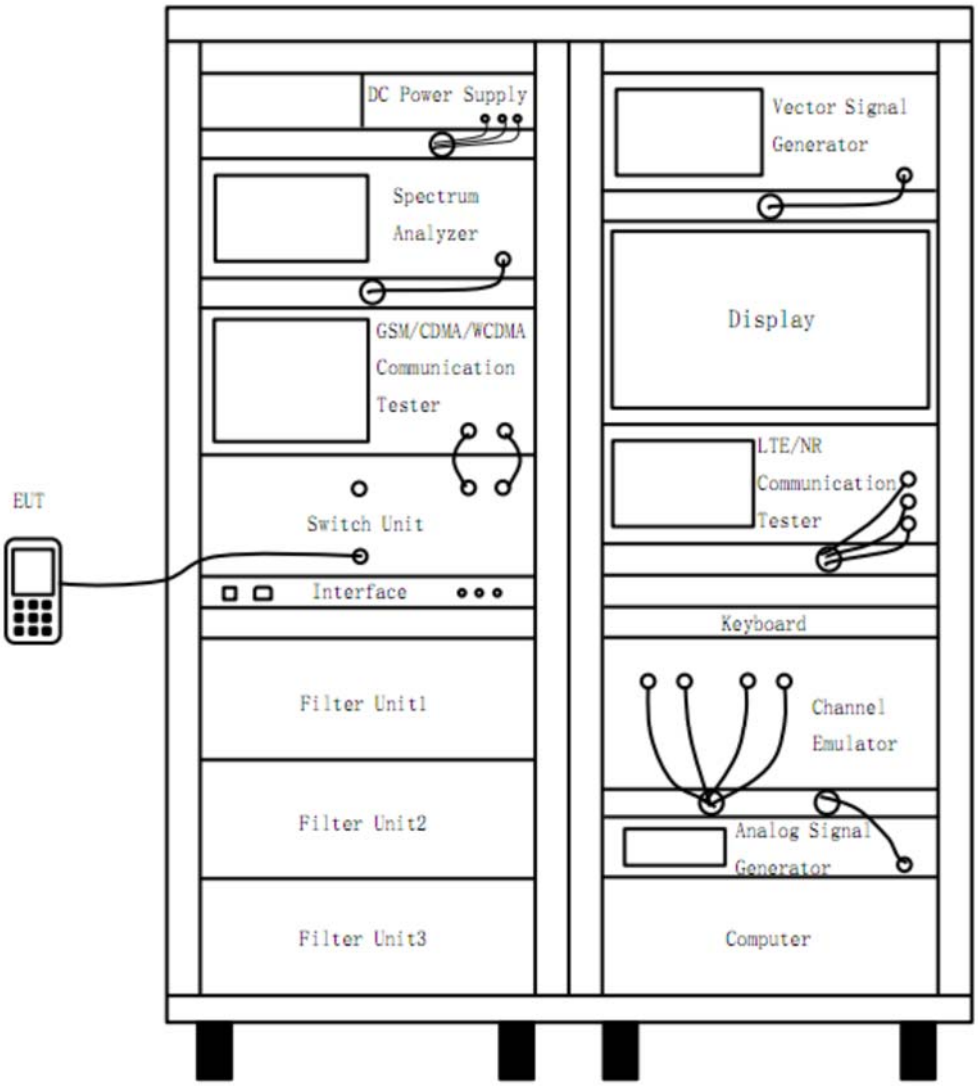

(Diagram 1)

4.4.2 For Frequency Stability Test

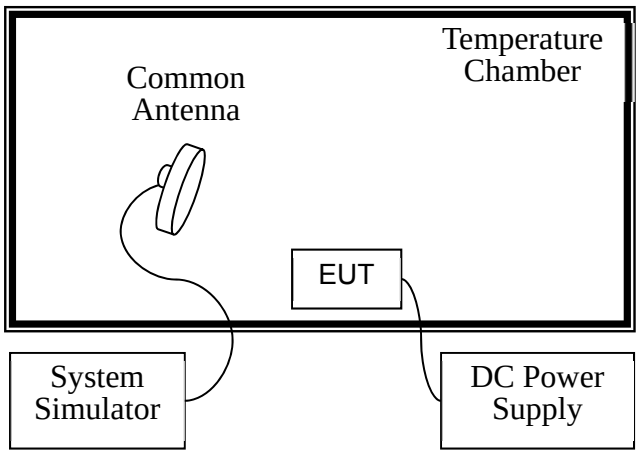

(Diagram 2)

4.4.3 For Radiated Test (30 MHz ~ 1 GHz)



(Diagram 3)

4.4.4 For Radiated Test (Above 1 GHz)

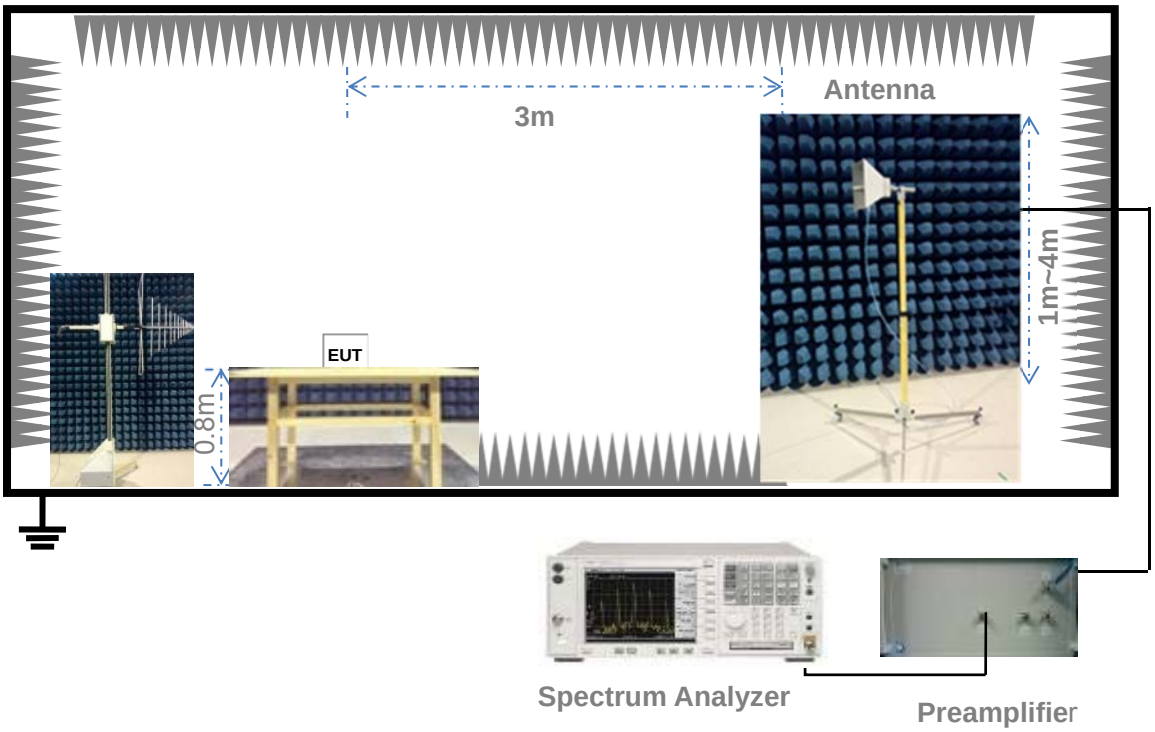

(Diagram 4)

5 TEST ITEMS

5.1 Transmitter Radiated Power (EIRP/ERP)

5.1.1 Limit

FCC § 2.1046 & 22.913(a) & 24.232(c) & 27.50(a) & 27.50(b) & 27.50(c) & 27.50(d) & 27.50(h) & 90.635(b) & 90.542(a)

According to FCC section 22.913(a) (5), the Effective Radiated Power (ERP) of mobile transmitters and auxiliary test transmitters must not exceed 7 watts.

According to FCC section 24.232(c), mobile and portable stations are limited to 2 watts EIRP and the equipment must employ a means for limiting power to the minimum necessary for successful communications.

According to FCC section 27.50(a) (3), for mobile and portable stations transmitting in the 2305-2315MHz band or the 2350-2360MHz band, the average EIRP must not exceed 50 milliwatts within any 1 megahertz of authorized bandwidth, except that for mobile and portable stations compliant with 3GPP LTE standards.

FCC section 27.50(b) (10), portable stations (hand-held devices) transmitting in the 746-757MHz, 776-788MHz, and 805-806MHz bands are limited to 3 watts ERP.

FCC section 27.50(c) (10), portable stations (hand-held devices) in the 600MHz uplink band and the 698-746MHz band, and fixed and mobile stations in the 600MHz uplink band are limited to 3 watts ERP.

FCC section 27.50(d) (4), fixed, mobile, and portable (hand-held) stations operating in the 1710-1755 MHz band and mobile and portable stations operating in the 1695-1710 MHz and 1755-1780 MHz bands are limited to 1 watt EIRP. Fixed stations operating in the 1710-1755 MHz band are limited to a maximum antenna height of 10 meters above ground. Mobile and portable stations operating in these bands must employ a means for limiting power to the minimum necessary for successful communications.

(7) Fixed, mobile, and portable (hand-held) stations operating in the 2000-2020 MHz band are limited to 2 watts EIRP.

And FCC section 27.50(h) (2), for mobile and other user stations, mobile stations are limited to 2.0 watts EIRP. All user stations are limited to 2.0 watts transmitter output power.

According to FCC section 90.635(b), the maximum output power of the transmitter for mobile stations is 100 watts (20dBW).

According to FCC section 90.542(a) (7), portable stations (hand-held devices) transmitting in the 758-768 MHz band and the 788-798 MHz band are limited to 3 watts ERP.

5.1.2 Test Setup

The section 4.4.1 (Diagram 1) test setup description is used for conducted test, and the section 4.4.3 and 4.4.4 (Diagram 3, 4) test setup description is used for radiated test. The photo of test setup please refer to ANNEX B.

5.1.3 Test Procedure

Description of the Conducted Output Power Measurement

The EUT is coupled to the SS with attenuator through power splitter; the RF load attached to EUT antenna terminal is 50Ohm; the path loss as the factor is calibrated to correct the reading. A system simulator is used to establish communication with the EUT, and its parameters are set to force the EUT transmitting at maximum output power. The measured power in the radio frequency on the transmitter output terminals shall be reported.

The relevant equation for determining the conducted measured value is:

Conducted Output Power Value (dBm) = Measured Value (dBm) + Path Loss (dB)

where:
Conducted Output Power Value = final conducted measured value in the conducted power test, in dBm;
Measured Value = measured conducted power received by spectrum analyzer or power meter, in dBm;
Path Loss = signal attenuation in the connecting cable between the transmitter and spectrum analyzer or power meter, including external cable loss, in dB;

During the test, the data of Path Loss (dB) is added in the spectrum analyzer or power meter, so Measured Value (dBm) is the final values which contains the data of Path Loss (dB).

For example:

In the conducted output power test, when measured value for GSM850 is 24.7 dBm, and path loss is 8.5 dB, then final conducted output power value is:

Conducted Output Power Value (dBm) = 24.7 dBm + 8.5 dB = 33.2 dBm

Description of the Transmitter Radiated Power Measurement

In many cases, the RF output power limits for licensed digital transmission devices is specified in terms of effective radiated power (ERP) or equivalent isotropic radiated power (EIRP). Typically, ERP is specified when the operating frequency is less than or equal to 1 GHz and EIRP is specified when the operating frequency is greater than 1 GHz. Both are determined by adding the transmit antenna gain to the conducted RF output power with the primary difference between the two being that when determining the ERP, the transmit antenna gain is referenced to a dipole antenna (i.e., dBd) whereas when determining the EIRP, the transmit antenna gain is referenced to an isotropic antenna (dBi).

Final measurement calculation as below:

The relevant equation for determining the ERP or EIRP from the conducted RF output power measured using the guidance provided above is:

$ERP/EIRP = P_{Meas} + GT - LC$

where:
ERP/EIRP = effective or equivalent radiated power, respectively (expressed in the same units as P_{Meas}, typically dBW or dBm);

P_{Meas} = measured transmitter output power or PSD, in dBm or dBW;
GT = gain of the transmitting antenna, in dBd (ERP) or dBi (EIRP);
dBd (ERP)=dBi (EIRP) -2.15 dB
LC = signal attenuation in the connecting cable between the transmitter and antenna, in dB.

For devices utilizing multiple antennas, KDB 662911 provides guidance for determining the effective array transmit antenna gain term to be used in the above equation.

For example:
In the EIRP test, when P_{Meas} value for GSM1900 is 30.2 dBm, LC is 0.6 dB, and GT is -3.4 dB, then final EIRP value is:
EIRP for GSM1900 = 30.2 dBm - 3.4 dBi - 0.6 dB = 26.2 dBm

The relevant equation for determining the ERP/EIRP from the radiated RF output power is:
ERP/EIRP (dBm) = SA Read Value (dBm) + Correction Factor (dB)

where:
ERP/EIRP = effective or equivalent radiated power, in dBm;
SA Read Value = measured transmitter power received by EMI receiver or spectrum analyzer, in dBm;
Correction Factor = total correction factor including cable loss, in dB;

During the test, the data of Correction Factor (dB) is added in the EMI receiver or spectrum analyzer, so SA Read Value (dBm) is the final values which contains the data of Correction Factor (dB).

For example:

In the ERP test, when SA read value for GSM850 is 21dBm, and correction factor is 8dB, then final ERP value for GSM850 is:

ERP (dBm) = 21dBm + 8dB = 29dBm

5.1.4 Test Result

Please refer to ANNEX A.1.

5.2 Peak to Average Ratio

5.2.1 Limit

FCC § 2.1046 & 24.232(d) & 27.50(d)

In addition, when the transmitter power is measured in terms of average value, the peak-to-average power ratio (PAPR) of the transmitter shall not exceed 13 dB for more than 0.1% of the time using a signal corresponding to the highest PAPR during periods of continuous transmission.

According to FCC section 24.232(d), power measurements for transmissions by stations authorized under this section may be made either in accordance with a Commission-approved average power technique or in compliance with 24.232 (e) of this section. In both instances, equipment employed must be authorized in accordance with the provisions of § 24.51. In measuring transmissions in this band using an average power technique, the peak-to-average ratio (PAR) of the transmission may not exceed 13 dB.

FCC section 24.232(e), peak transmit power must be measured over any interval of continuous transmission using instrumentation calibrated in terms of an rms equivalent voltage. The measurement results shall be properly adjusted for any instrument limitations, such as detector response times, limited resolution bandwidth capability when compared to the emission bandwidth, sensitivity, etc., so as to obtain a true peak measurement for the emission in question over the full bandwidth of the channel.

According to FCC section 27.50(d) (5), in measuring transmissions in this band using an average power technique, the peak-to-average ratio (PAR) of the transmission may not exceed 13dB.

5.2.2 Test Setup

The section 4.4.1 (Diagram 1) test setup description is used for this test. The photo of test setup please refer to ANNEX B.

5.2.3 Test Procedure

Here the lowest, middle and highest channels are selected to perform testing to verify the peak-to-average ratio.

According to KDB 971168 D01, there is CCDF procedure for PAPR:

a) Refer to instrument's analyzer instruction manual for details on how to use the power statistics/CCDF function;

b) Set resolution/measurement bandwidth ≥ signal's occupied bandwidth;

c) Set the number of counts to a value that stabilizes the measured CCDF curve;

d) Set the measurement interval as follows:

1) for continuous transmissions, set to 1 ms,

2) for burst transmissions, employ an external trigger that is synchronized with the EUT burst timing sequence, or use the internal burst trigger with a trigger level that allows the burst to stabilize and set the measurement interval to a time that is less than or equal to the burst duration.

e) Record the maximum PAPR level associated with a probability of 0.1%.

Alternate procedure for PAPR:

Use one of the procedures presented in 4.1 to measure the total peak power and record as P_{Pk}. Use one of the applicable procedures presented 4.2 to measure the total average power and record as P_{Avg}. Both the peak and average power levels must be expressed in the same logarithmic units (e.g., dBm). Determine the PAPR from:

PAPR (dB) = P_{Pk} (dBm) - P_{Avg} (dBm).

5.2.4 Test Result

Please refer to ANNEX A.2.

5.3 Occupied Bandwidth

5.3.1 Limit

FCC § 2.1049

The occupied bandwidth is the frequency bandwidth such that, below its lower and above its upper frequency limits, the mean powers radiated are each equal to 0.5 percent of the total mean power radiated by a given emission.

Many of the individual rule parts specify a relative OBW in lieu of the 99% OBW. In such cases, the OBW is defined as the width of the signal between two points, one below the carrier center frequency and on above the carrier center frequency, outside of which all emissions are attenuated by at least X dB below the transmitter power, where the value of X is typically specified as 26.

5.3.2 Test Setup

The section 4.4.1 (Diagram 1) test setup description is used for this test. The photo of test setup please refer to ANNEX B.

5.3.3 Test Procedure

The following procedure shall be used for measuring power bandwidth.

a) The spectrum analyzer center frequency is set to the nominal EUT channel center frequency. The frequency span for the spectrum analyzer shall be set wide enough to capture all modulation products including the emission skirts (i.e., two to five times the anticipated OBW).

b) The nominal IF filter bandwidth (3 dB RBW) shall be in the range of 1 to 5 % of the anticipated OBW, and the VBW shall be at least 3 times the RBW.

c) Set the reference level of the instrument as required to keep the signal from exceeding the maximum input mixer level for linear operation. In general, the peak of the spectral envelope must be at least 10log (OBW / RBW) below the reference level.

d) NOTE—Steps a) through c) may require iteration to adjust within the specified tolerances.

e) For -26 dB OBW, the dynamic range of the spectrum analyzer at the selected RBW shall be at least 10dB below the target “-X dB down” requirement, e.g. -26 dB OBW, the spectrum analyzer noise floor at the selected RBW shall be 36dB below the reference value.

f) Set the detection mode to peak, and the trace mode to max hold.

g) For 99% OBW, use the 99 % power bandwidth function of the spectrum analyzer (if available) and report the measured bandwidth.

If the instrument does not have a 99 % power bandwidth function, the trace data points are to be recovered and directly summed in linear power terms. The recovered amplitude data points, beginning at the lowest frequency, are placed in a running sum until 0.5 % of the total is reached; that frequency is recorded as the lower frequency. The process is repeated until 99.5 % of the total is reached; that frequency is recorded as the upper frequency. The 99 % power bandwidth is the difference between these two frequencies.

h) For -26 dB OBW, determine the reference value: Set the EUT to transmit a modulated signal. Allow the trace

to stabilize. Set the spectrum analyzer marker to the highest level of the displayed trace (this is the reference value).

Determine the “-X dB down amplitude” as equal to (reference value -X). Alternatively, this calculation can be performed by the analyzer by using the marker-delta function.

Place two markers, one at the lowest and the other at the highest frequency of the envelope of the spectral display such that each marker is at or slightly below “-X dB down amplitude” determined in step g). If a marker is below this “-X dB down amplitude” value it shall be placed as close as possible to this value. The OBW is the positive frequency difference between the two markers.

i) The OBW shall be reported by providing plot(s) of the measuring instrument display. The frequency and amplitude axes and scale shall be clearly labeled. Tabular data may be reported in addition to the plot(s).

j) Change variable modulations, coding, or channel bandwidth settings, then repeat above test procedures.

5.3.4 Test Result

Please refer to ANNEX A.3.

5.4 Frequency Stability

5.4.1 Limit

FCC § 2.1055 & 22.355 & 24.235 & 27.54 & 90.213

FCC § 2.1055

The frequency stability shall be measured with variation of ambient temperature as follows:

(1) The temperature is varied from -30°C to +50°C.

(2) Frequency measurements shall be made at the extremes of the specified temperature range and at intervals of not more than 10°C through the range.

The frequency stability shall be measured with variation of primary supply voltage as follows:

(1) Vary primary supply voltage from 85 to 115 percent of the nominal value for other than carried battery equipment.

(2) For hand carried, battery powered equipment, reduce primary supply voltage to the battery operating and point which shall be specified by the manufacture.

(3) The supply voltage shall be measured at the input to the cable normally provided with the equipment, or at the power supply terminals if cables are not normally provided.

FCC § 22.355

Except as otherwise provided in this part, the carrier frequency of each transmitter in the Public Mobile Services must be maintained within the tolerances given in Table C-1 of this section.

Table C-1—Frequency Tolerance for Transmitters in the Public Mobile Services

Frequency range (MHz)	Base, fixed (ppm)	Mobile > 3 watts (ppm)	Mobile ≤ 3 watts (ppm)
25 to 50	20.0	20.0	50.0
50 to 450	5.0	5.0	50.0
450 to 512	2.5	5.0	5.0
821 to 896	1.5	2.5	2.5
928 to 929	5.0	n/a	n/a
929 to 960	1.5	n/a	n/a
2110 to 2220	10.0	n/a	n/a

FCC § 24.235

The frequency stability shall be sufficient to ensure that the fundamental emission stays within the authorized frequency block.

FCC § 27.54

The frequency stability shall be sufficient to ensure that the fundamental emissions stay within the authorized bands of operation.

FCC § 90.213

The frequency stability shall not depart from the reference frequency in excess of ±2.5ppm for mobile stations.

5.4.2 Test Setup

The section 4.4.2 (Diagram 2) test setup description is used for this test. The photo of test setup please refer to ANNEX B.

5.4.3 Test Procedure

1. The EUT is placed in a temperature chamber.

2. The temperature is set to 25°C and allowed to stabilize. After sufficient soak time, the transmitting frequency error is measured.

3. The temperature is increased by not more than 10 degrees, allowed to stabilize and soak, and then repeat the frequency error measurement.

4. Repeat procedure 3 until +50°C and -30°C is reached.

5. Change supply voltage, and repeat measurement until extreme voltage is reached.

5.4.4 Test Result

Please refer to ANNEX A.4.

5.5 Spurious Emission at Antenna Terminals

5.5.1 Limit

FCC § 2.1051 & 22.917(a) & 24.238(a) & 27.53(a) & 27.53(c) & 27.53(f) & 27.53(g) & 27.53(h) & 27.53(m) & 90.691 & 90.543

In the 1 MHz bands immediately outside and adjacent to the frequency block, a resolution bandwidth of at least one percent of the emission bandwidth of the fundamental emission of the transmitter may be employed.

The emission bandwidth is defined as the width of the signal between two points, one below the carrier center frequency and one above the carrier center frequency, outside of which all emissions are attenuated at least 26 dB below the transmitter power.

FCC § 22.917(a) & 24.238(a)

The power of any emission outside of the authorized operating frequency ranges must be attenuated below the transmitting power (P) by a factor of at least 43+10*log(P) dB. This is calculated to be -13 dBm.

FCC § 27.53(a) (4)

For mobile and portable stations operating in the 2305-2315MHz and 2350-2360MHz bands:

(1)By a factor of not less than: 43 + 10 log (P) dB on all frequencies between 2305 and 2320MHz and on all frequencies between 2345 and 2360MHz that are outside the licensed band(s) of operation, not less than 55 + 10 log (P) dB on all frequencies between 2320 and 2324MHz and on all frequencies between 2341 and 2345MHz, not less than 61 + 10 log (P) dB on all frequencies between 2324 and 2328MHz and on all frequencies between 2337 and 2341MHz, and not less than 67 + 10 log (P) dB on all frequencies between 2328 and 2337MHz.

(2)By a factor of not less than 43 + 10 log (P) dB on all frequencies between 2300 and 2305MHz, 55 + 10 log (P) dB on all frequencies between 2296 and 2300MHz, 61 + 10 log (P) dB on all frequencies between 2292 and 2296MHz, 67 + 10 log (P) dB on all frequencies between 2288 and 2292MHz, and 70 + 10 log (P) dB below 2288MHz.

(3)By a factor of not less than 43 + 10 log (P) dB on all frequencies between 2360 and 2365MHz, and not less than 70 + 10 log (P) dB above 2365MHz.

FCC § 27.53(c)

For operations in the 746–758 MHz band and the 776–788 MHz band, the power of any emission outside the licensee's frequency band(s) of operation shall be attenuated below the transmitter power (P) within the licensed band(s) of operation, measured in watts, in accordance with the following:

(1) On any frequency outside the 746–758 MHz band, the power of any emission shall be attenuated outside the band below the transmitter power (P) by at least 43 + 10 log (P) dB;

(2) On any frequency outside the 776–788 MHz band, the power of any emission shall be attenuated outside the band below the transmitter power (P) by at least 43 + 10 log (P) dB;

(3) On all frequencies between 763–775 MHz and 793–805 MHz, by a factor not less than 76 + 10 log (P) dB in

a 6.25 kHz band segment, for base and fixed stations;

(4) On all frequencies between 763–775 MHz and 793–805 MHz, by a factor not less than 65 + 10 log (P) dB in a 6.25 kHz band segment, for mobile and portable stations;

(5) Compliance with the provisions of paragraphs (c)(1) and (c)(2) of this section is based on the use of measurement instrumentation employing a resolution bandwidth of 100 kHz or greater.

However, in the 100 kHz bands immediately outside and adjacent to the frequency block, a resolution bandwidth

of at least 30 kHz may be employed;

(6) Compliance with the provisions of paragraphs (c)(3) and (c)(4) of this section is based on the use of measurement instrumentation such that the reading taken with any resolution bandwidth setting should be adjusted to indicate spectral energy in a 6.25 kHz segment.

FCC § 27.53(f)

For operations in the 746–758 MHz, 775–788 MHz, and 805–806 MHz bands, emissions in the band 1559–1610 MHz shall be limited to - 70 dBW/MHz equivalent isotropically radiated power (EIRP) for wideband signals, and - 80 dBW EIRP for discrete emissions of less than 700 Hz bandwidth. For the purpose of equipment authorization, a transmitter shall be tested with an antenna that is representative of the type that will be used with the equipment in normal operation.

FCC § 27.53(g)

For operations in the 600MHz band and the 698-746MHz band, the power of any emission outside a licensee's frequency band(s) of operation shall be attenuated below the transmitter power (P) within the licensed band(s) of operation, measured in watts, by at least 43+10*log(P) dB. Compliance with this provision is based on the use of measurement instrumentation employing a resolution bandwidth of 100 kHz bands immediately outside and adjacent to a licensee's frequency block, a resolution bandwidth of at least 30 kHz may be employed.

FCC § 27.53(h) (1)

Except as otherwise specified below, for operations in the 1695-1710 MHz, 1710-1755 MHz, 1755-1780 MHz, 1915-1920 MHz, 1995-2000 MHz, 2000-2020 MHz, 2110-2155 MHz, 2155-2180 MHz, and 2180-2200 bands, the power of any emission outside a licensee's frequency block shall be attenuated below the transmitter power (P) in watts by at least 43 + 10 $\log_{10}$ (P) dB.

FCC § 27.53(m) (4)

For mobile digital stations (BRS and EBS stations), the attenuation factor shall be not less than:

• 40+10logP dB (–10 dBm, 100 nW) on all frequencies between the channel edge and 5 MHz from the channel edge.

• 43+10logP dB (–13 dBm, 50 nW) on all frequencies between 5 MHz and X MHz from the channel edge,

• 55+10logP dB (–25 dBm, 3 nW) on all frequencies more than X MHz from the channel edge, where X is the greater of 6 MHz or the actual emission bandwidth (26 dB).

In addition, the attenuation factor shall not be less that 43 + 10 log (P) dB on all frequencies between 2490.5 MHz and 2496 MHz and 55 + 10 log (P) dB at or below 2490.5 MHz. Mobile Satellite Service licensees operating on frequencies below 2495 MHz may also submit a documented interference complaint against BRS licensees operating on channel BRS Channel 1 on the same terms and conditions as adjacent channel BRS or EBS

licensees.

FCC § 90.691

(a) Out-of-band emission requirement shall apply only to the “outer” channels included in an EA license and to spectrum adjacent to interior channels used by incumbent licensees. The emission limits are as follows:

(1) For any frequency removed from the EA licensee's frequency block by up to and including 37.5 kHz, the power of any emission shall be attenuated below the transmitter power (P) in watts by at least 116 $Log_{10}(f/6.1)$ decibels or 50 + 10 $Log_{10}(P)$ decibels or 80 decibels, whichever is the lesser attenuation, where f is the frequency removed from the center of the outer channel in the block in kilohertz and where f is greater than 12.5 kHz.

(2) For any frequency removed from the EA licensee's frequency block greater than 37.5 kHz, the power of any emission shall be attenuated below the transmitter power (P) in watts by at least 43 + $10Log_{10}(P)$ decibels or 80 decibels, whichever is the lesser attenuation, where f is the frequency removed from the center of the outer channel in the block in kilohertz and where f is greater than 37.5 kHz.

(b) When an emission outside of the authorized bandwidth causes harmful interference, the Commission may, at its discretion, require greater attenuation than specified in this section.

FCC § 90.543

(e) For operations in the 758–768 MHz and the 788–798 MHz bands, the power of any emission outside the licensee’s frequency band(s) of operation shall be attenuated below the transmitter power (P) within the licensed band(s) of operation, measured in watts, in accordance with the following:

(1) On all frequencies between 769–775 MHz and 799–805 MHz, by a factor not less than 76 + 10 log (P) dB in a 6.25 kHz band segment, for base and fixed stations.

(2) On all frequencies between 769–775 MHz and 799–805 MHz, by a factor not less than 65 + 10 log (P) dB in a 6.25 kHz band segment, for mobile and portable stations.

(3) On any frequency between 775–788 MHz, above 805 MHz, and below 758 MHz, by at least 43 + 10 log (P) dB.

(4) Compliance with the provisions of paragraphs (e)(1) and (2) of this section is based on the use of measurement instrumentation such that the reading taken with any resolution bandwidth setting should be adjusted to indicate spectral energy in a 6.25 kHz segment.

(f) For operations in the 758–775 MHz and 788–805 MHz bands, all emissions including harmonics in the band 1559– 1610 MHz shall be limited to -70 dBW/ MHz equivalent isotropically radiated power (EIRP) for wideband signals, and -80 dBW EIRP for discrete emissions of less than 700 Hz bandwidth. For the purpose of equipment authorization, a transmitter shall be tested with an antenna that is representative of the type that will be used with the equipment in normal operation.

5.5.2 Test Setup

The section 4.4.1 (Diagram 1) test setup description was used for this test. The photo of test setup please refer to ANNEX B.

5.5.3 Test Procedure

The level of the carrier and the various conducted spurious and harmonic frequencies is measured by means of a calibrated spectrum analyzer. The spectrum is scanned from the lowest frequency generated in the equipment up to a frequency including its 10th harmonic. On any frequency outside a licensee's frequency block, the power of any emission shall be attenuated below the transmitter power (P) by at least 43 + 10 log(P) dB. Compliance with these provisions is based on the use of measurement instrumentation employing a resolution bandwidth of 1 MHz or greater. However, in the 1 MHz bands immediately outside and adjacent to the frequency blocks a resolution bandwidth of at least one percent of the emission bandwidth of the fundamental emission of the transmitter may be employed. The emission bandwidth is defined as the width of the signal between two points, one below the carrier center frequency and one above the carrier center frequency, outside of which all emissions are attenuated at least 26 dB below the transmitter power.

1. The EUT is coupled to the system simulator and spectrum analyzer; the RF load attached to EUT antenna terminal is 50Ohm; the path loss as the factor is calibrated to correct the reading.

2. CMW500 is used to establish communication with the EUT, and its parameters are set to force the EUT transmitting at maximum output power.

3. The RF output of the transmitter is connected to the input of the spectrum analyzer through sufficient attenuation.

4. Spurious emissions are tested with 0.001MHz RBW for frequency less than 150kHz, 0.01MHz RBW for frequency less than 30MHz, 0.1MHz RBW for frequency less than 1GHz, and 1MHz RBW for frequency above 1GHz. And sweep point number are at least 401, referring to following formula.

   Sweep point number = Span/RBW

   VBW=3*RBW

   Detector Mode=mean or average power

5. Record the frequencies and levels of spurious emissions.

5.5.4 Test Result

Please refer to ANNEX A.5.

5.6 Band Edge

5.6.1 Limit

FCC § 2.1051 & 22.917(a) & 24.238(a) & 27.53(a) & 27.53(c) & 27.53(g) & 27.53(h) & 27.53(m) & 90.691& 90.543

In the 1 MHz bands immediately outside and adjacent to the frequency block, a resolution bandwidth of at least one percent of the emission bandwidth of the fundamental emission of the transmitter may be employed.

The emission bandwidth is defined as the width of the signal between two points, one below the carrier center frequency and one above the carrier center frequency, outside of which all emissions are attenuated at least 26 dB below the transmitter power.

FCC § 22.917(a) & 24.238(a)

The power of any emission outside of the authorized operating frequency ranges must be attenuated below the transmitting power (P) by a factor of at least 43+10*log(P) dB. This is calculated to be -13 dBm.

FCC § 27.53(a) (4)

For mobile and portable stations operating in the 2305-2315MHz and 2350-2360MHz bands:

(1)By a factor of not less than: 43 + 10 log (P) dB on all frequencies between 2305 and 2320MHz and on all frequencies between 2345 and 2360MHz that are outside the licensed band(s) of operation, not less than 55 + 10 log (P) dB on all frequencies between 2320 and 2324MHz and on all frequencies between 2341 and 2345MHz, not less than 61 + 10 log (P) dB on all frequencies between 2324 and 2328MHz and on all frequencies between 2337 and 2341MHz, and not less than 67 + 10 log (P) dB on all frequencies between 2328 and 2337MHz.

(2)By a factor of not less than 43 + 10 log (P) dB on all frequencies between 2300 and 2305MHz, 55 + 10 log (P) dB on all frequencies between 2296 and 2300MHz, 61 + 10 log (P) dB on all frequencies between 2292 and 2296MHz, 67 + 10 log (P) dB on all frequencies between 2288 and 2292MHz, and 70 + 10 log (P) dB below 2288MHz.

(3)By a factor of not less than 43 + 10 log (P) dB on all frequencies between 2360 and 2365MHz, and not less than 70 + 10 log (P) dB above 2365MHz.

FCC § 27.53(c)

For operations in the 746–758 MHz band and the 776–788 MHz band, the power of any emission outside the licensee's frequency band(s) of operation shall be attenuated below the transmitter power (P) within the licensed band(s) of operation, measured in watts, in accordance with the following:

(1) On any frequency outside the 746–758 MHz band, the power of any emission shall be attenuated outside the band below the transmitter power (P) by at least 43 + 10 log (P) dB;

(2) On any frequency outside the 776–788 MHz band, the power of any emission shall be attenuated outside the band below the transmitter power (P) by at least 43 + 10 log (P) dB;

(3) On all frequencies between 763–775 MHz and 793–805 MHz, by a factor not less than 76 + 10 log (P) dB in a 6.25 kHz band segment, for base and fixed stations;

(4) On all frequencies between 763–775 MHz and 793–805 MHz, by a factor not less than 65 + 10 log (P) dB in a 6.25 kHz band segment, for mobile and portable stations;

(5) Compliance with the provisions of paragraphs (c)(1) and (c)(2) of this section is based on the use of measurement instrumentation employing a resolution bandwidth of 100 kHz or greater.

However, in the 100 kHz bands immediately outside and adjacent to the frequency block, a resolution bandwidth

of at least 30 kHz may be employed;

(6) Compliance with the provisions of paragraphs (c)(3) and (c)(4) of this section is based on the use of measurement instrumentation such that the reading taken with any resolution bandwidth setting should be adjusted to indicate spectral energy in a 6.25 kHz segment.

FCC § 27.53(g)

For operations in the 600MHz band and the 698-746MHz band, the power of any emission outside a licensee's frequency band(s) of operation shall be attenuated below the transmitter power (P) within the licensed band(s) of operation, measured in watts, by at least 43+10*log(P) dB. Compliance with this provision is based on the use of measurement instrumentation employing a resolution bandwidth of 100 kHz bands immediately outside and adjacent to a licensee's frequency block, a resolution bandwidth of at least 30 kHz may be employed.

FCC § 27.53(h) (1)

Except as otherwise specified below, for operations in the 1695-1710 MHz, 1710-1755 MHz, 1755-1780 MHz, 1915-1920 MHz, 1995-2000 MHz, 2000-2020 MHz, 2110-2155 MHz, 2155-2180 MHz, and 2180-2200 bands, the power of any emission outside a licensee's frequency block shall be attenuated below the transmitter power (P) in watts by at least 43 + 10 $\log_{10}$ (P) dB.

FCC § 27.53(m) (4)

For mobile digital stations (BRS and EBS stations), the attenuation factor shall be not less than:

• 40+10logP dB (–10 dBm, 100 nW) on all frequencies between the channel edge and 5 MHz from the channel edge.

• 43+10logP dB (–13 dBm, 50 nW) on all frequencies between 5 MHz and X MHz from the channel edge,

• 55+10logP dB (–25 dBm, 3 nW) on all frequencies more than X MHz from the channel edge, where X is the greater of 6 MHz or the actual emission bandwidth (26 dB).

In addition, the attenuation factor shall not be less that 43 + 10 log (P) dB on all frequencies between 2490.5 MHz and 2496 MHz and 55 + 10 log (P) dB at or below 2490.5 MHz. Mobile Satellite Service licensees operating on frequencies below 2495 MHz may also submit a documented interference complaint against BRS licensees operating on channel BRS Channel 1 on the same terms and conditions as adjacent channel BRS or EBS licensees.

FCC § 90.691

(a) Out-of-band emission requirement shall apply only to the “outer” channels included in an EA license and to spectrum adjacent to interior channels used by incumbent licensees. The emission limits are as follows:

(1) For any frequency removed from the EA licensee's frequency block by up to and including 37.5 kHz, the power of any emission shall be attenuated below the transmitter power (P) in watts by at least 116 $Log_{10}(f/6.1)$ decibels or 50 + 10 $Log_{10}(P)$ decibels or 80 decibels, whichever is the lesser attenuation, where f is the frequency removed from the center of the outer channel in the block in kilohertz and where f is greater than 12.5 kHz.

(2) For any frequency removed from the EA licensee's frequency block greater than 37.5 kHz, the power of any emission shall be attenuated below the transmitter power (P) in watts by at least 43 + 10$Log_{10}(P)$ decibels or 80 decibels, whichever is the lesser attenuation, where f is the frequency removed from the center of the outer channel in the block in kilohertz and where f is greater than 37.5 kHz.

(b) When an emission outside of the authorized bandwidth causes harmful interference, the Commission may, at its discretion, require greater attenuation than specified in this section.

FCC § 90.543

(e) For operations in the 758–768 MHz and the 788–798 MHz bands, the power of any emission outside the licensee’s frequency band(s) of operation shall be attenuated below the transmitter power (P) within the licensed band(s) of operation, measured in watts, in accordance with the following:

(1) On all frequencies between 769–775 MHz and 799–805 MHz, by a factor not less than 76 + 10 log (P) dB in a 6.25 kHz band segment, for base and fixed stations.

(2) On all frequencies between 769–775 MHz and 799–805 MHz, by a factor not less than 65 + 10 log (P) dB in a 6.25 kHz band segment, for mobile and portable stations.

(3) On any frequency between 775–788 MHz, above 805 MHz, and below 758 MHz, by at least 43 + 10 log (P) dB.

(4) Compliance with the provisions of paragraphs (e)(1) and (2) of this section is based on the use of measurement instrumentation such that the reading taken with any resolution bandwidth setting should be adjusted to indicate spectral energy in a 6.25 kHz segment.

5.6.2 Test Setup

The section 4.4.1 (Diagram 1) test setup description was used for this test. The photo of test setup please refer to ANNEX B.

5.6.3 Test Procedure

The EUT, which is powered by the Battery, is coupled to the Spectrum Analyzer (SA) and the System Simulator (SS) with attenuators through the Power Splitter; the RF load attached to the EUT antenna terminal is 50 Ohm; the path loss as the factor is calibrated to correct the reading.

1.The EUT is coupled to the system simulator and spectrum analyzer; the RF load attached to EUT antenna terminal is 50Ohm; the path loss as the factor is calibrated to correct the reading.

2. CMW500 is used to establish communication with the EUT, and its parameters are set to force the EUT transmitting at maximum output power.

3. The RF output of the transmitter is connected to the input of the spectrum analyzer through sufficient attenuation.

4. The center of the spectrum analyzer was set to block edge frequency.

5. Band edge are tested with 1%*cBW (RBW), and sweep point number referred to following formula.

Sweep point number = 2*Span/RBW

VBW=3RBW

6. Record the frequencies and levels of spurious emissions.

For mobile and portable stations, on all frequencies between 763–775 MHz and 793–805 MHz, by a factor not less than 65 + 10 log (P) dB in a 6.25 kHz band segment. Since it was not possible to set the resolution bandwidth to 6.25 kHz with the available equipment, a bandwidth of 10 kHz was used instead to show compliance. By using a 10 kHz bandwidth on the spectrum analyzer.

10*log(10 kHz / 6.25 kHz) = 2.04 dB
Limit Line = -35 dBm + 2.04 dB = -32.96dBm

5.6.4 Test Result

Please refer to ANNEX A.6.

5.7 Field Strength of Spurious Radiation

5.7.1 Limit

FCC § 2.1053 & 22.917(a) & 24.238(a) & 27.53(a) & 27.53(c) & 27.53(f) & 27.53(g) & 27.53(h) & 27.53(m) & 90.691& 90.543

FCC § 22.917(a) & 24.238(a)

The power of any emission outside of the authorized operating frequency ranges must be attenuated below the transmitting power (P) by a factor of at least 43+10*log(P) dB. This is calculated to be -13 dBm.

FCC § 27.53(a) (4)

For mobile and portable stations operating in the 2305-2315MHz and 2350-2360MHz bands:

(1)By a factor of not less than: 43 + 10 log (P) dB on all frequencies between 2305 and 2320MHz and on all frequencies between 2345 and 2360MHz that are outside the licensed band(s) of operation, not less than 55 + 10 log (P) dB on all frequencies between 2320 and 2324MHz and on all frequencies between 2341 and 2345MHz, not less than 61 + 10 log (P) dB on all frequencies between 2324 and 2328MHz and on all frequencies between 2337 and 2341MHz, and not less than 67 + 10 log (P) dB on all frequencies between 2328 and 2337MHz.

(2)By a factor of not less than 43 + 10 log (P) dB on all frequencies between 2300 and 2305MHz, 55 + 10 log (P) dB on all frequencies between 2296 and 2300MHz, 61 + 10 log (P) dB on all frequencies between 2292 and 2296MHz, 67 + 10 log (P) dB on all frequencies between 2288 and 2292MHz, and 70 + 10 log (P) dB below 2288MHz.

(3)By a factor of not less than 43 + 10 log (P) dB on all frequencies between 2360 and 2365MHz, and not less than 70 + 10 log (P) dB above 2365MHz.

FCC § 27.53(c)

For operations in the 746–758 MHz band and the 776–788 MHz band, the power of any emission outside the licensee's frequency band(s) of operation shall be attenuated below the transmitter power (P) within the licensed band(s) of operation, measured in watts, in accordance with the following:

(1) On any frequency outside the 746–758 MHz band, the power of any emission shall be attenuated outside the band below the transmitter power (P) by at least 43 + 10 log (P) dB;

(2) On any frequency outside the 776–788 MHz band, the power of any emission shall be attenuated outside the band below the transmitter power (P) by at least 43 + 10 log (P) dB;

(3) On all frequencies between 763–775 MHz and 793–805 MHz, by a factor not less than 76 + 10 log (P) dB in a 6.25 kHz band segment, for base and fixed stations;

(4) On all frequencies between 763–775 MHz and 793–805 MHz, by a factor not less than 65 + 10 log (P) dB in a 6.25 kHz band segment, for mobile and portable stations;

(5) Compliance with the provisions of paragraphs (c)(1) and (c)(2) of this section is based on the use of measurement instrumentation employing a resolution bandwidth of 100 kHz or greater.

However, in the 100 kHz bands immediately outside and adjacent to the frequency block, a resolution bandwidth of at least 30 kHz may be employed;

(6) Compliance with the provisions of paragraphs (c)(3) and (c)(4) of this section is based on the use of

measurement instrumentation such that the reading taken with any resolution bandwidth setting should be adjusted to indicate spectral energy in a 6.25 kHz segment.

FCC § 27.53(f)

For operations in the 746–758 MHz, 775–788 MHz, and 805–806 MHz bands, emissions in the band 1559–1610 MHz shall be limited to - 70 dBW/MHz equivalent isotropically radiated power (EIRP) for wideband signals, and - 80 dBW EIRP for discrete emissions of less than 700 Hz bandwidth. For the purpose of equipment authorization, a transmitter shall be tested with an antenna that is representative of the type that will be used with the equipment in normal operation.

FCC § 27.53(g)

For operations in the 600MHz band and the 698-746MHz band, the power of any emission outside a licensee's frequency band(s) of operation shall be attenuated below the transmitter power (P) within the licensed band(s) of operation, measured in watts, by at least 43+10*log(P) dB. Compliance with this provision is based on the use of measurement instrumentation employing a resolution bandwidth of 100 kHz bands immediately outside and adjacent to a licensee's frequency block, a resolution bandwidth of at least 30 kHz may be employed.

FCC § 27.53(h) (1)

Except as otherwise specified below, for operations in the 1695-1710 MHz, 1710-1755 MHz, 1755-1780 MHz, 1915-1920 MHz, 1995-2000 MHz, 2000-2020 MHz, 2110-2155 MHz, 2155-2180 MHz, and 2180-2200 bands, the power of any emission outside a licensee's frequency block shall be attenuated below the transmitter power (P) in watts by at least 43 + 10 $\log_{10}$ (P) dB.

FCC § 27.53(m) (4)

For mobile digital stations (BRS and EBS stations), the attenuation factor shall be not less than:

• 40+10logP dB (–10 dBm, 100 nW) on all frequencies between the channel edge and 5 MHz from the channel edge.

• 43+10logP dB (–13 dBm, 50 nW) on all frequencies between 5 MHz and X MHz from the channel edge,

• 55+10logP dB (–25 dBm, 3 nW) on all frequencies more than X MHz from the channel edge, where X is the greater of 6 MHz or the actual emission bandwidth (26 dB).

In addition, the attenuation factor shall not be less that 43 + 10 log (P) dB on all frequencies between 2490.5 MHz and 2496 MHz and 55 + 10 log (P) dB at or below 2490.5 MHz. Mobile Satellite Service licensees operating on frequencies below 2495 MHz may also submit a documented interference complaint against BRS licensees operating on channel BRS Channel 1 on the same terms and conditions as adjacent channel BRS or EBS licensees.

FCC § 90.691

(a) Out-of-band emission requirement shall apply only to the "outer" channels included in an EA license and to spectrum adjacent to interior channels used by incumbent licensees. The emission limits are as follows:

(1) For any frequency removed from the EA licensee's frequency block by up to and including 37.5 kHz, the power of any emission shall be attenuated below the transmitter power (P) in watts by at least 116 Log_{10}(f/6.1) decibels or 50 + 10 Log_{10}(P) decibels or 80 decibels, whichever is the lesser attenuation, where f is the

frequency removed from the center of the outer channel in the block in kilohertz and where f is greater than 12.5 kHz.

(2) For any frequency removed from the EA licensee's frequency block greater than 37.5 kHz, the power of any emission shall be attenuated below the transmitter power (P) in watts by at least 43 + 10Log$_{10}$(P) decibels or 80 decibels, whichever is the lesser attenuation, where f is the frequency removed from the center of the outer channel in the block in kilohertz and where f is greater than 37.5 kHz.

(b) When an emission outside of the authorized bandwidth causes harmful interference, the Commission may, at its discretion, require greater attenuation than specified in this section.

FCC § 90.543

(e) For operations in the 758–768 MHz and the 788–798 MHz bands, the power of any emission outside the licensee's frequency band(s) of operation shall be attenuated below the transmitter power (P) within the licensed band(s) of operation, measured in watts, in accordance with the following:

(1) On all frequencies between 769–775 MHz and 799–805 MHz, by a factor not less than 76 + 10 log (P) dB in a 6.25 kHz band segment, for base and fixed stations.

(2) On all frequencies between 769–775 MHz and 799–805 MHz, by a factor not less than 65 + 10 log (P) dB in a 6.25 kHz band segment, for mobile and portable stations.

(3) On any frequency between 775–788 MHz, above 805 MHz, and below 758 MHz, by at least 43 + 10 log (P) dB.

(4) Compliance with the provisions of paragraphs (e)(1) and (2) of this section is based on the use of measurement instrumentation such that the reading taken with any resolution bandwidth setting should be adjusted to indicate spectral energy in a 6.25 kHz segment.

(f) For operations in the 758–775 MHz and 788–805 MHz bands, all emissions including harmonics in the band 1559– 1610 MHz shall be limited to -70 dBW/ MHz equivalent isotropically radiated power (EIRP) for wideband signals, and -80 dBW EIRP for discrete emissions of less than 700 Hz bandwidth. For the purpose of equipment authorization, a transmitter shall be tested with an antenna that is representative of the type that will be used with the equipment in normal operation.

5.7.2 Test Setup

The section 4.4.3 and 4.4.4 (Diagram 3, 4) test setup description was used for this test. The photo of test setup please refer to ANNEX B.

5.7.3 Test Procedure

1. On a test site, the EUT shall be placed at 80cm height on a turn table, and in the position close to normal use as declared by the applicant.

2. The test antenna shall be oriented initially for vertical polarization located 3 m from EUT to correspond to the fundamental frequency of the transmitter.

3. The output of the test antenna shall be connected to the measuring receiver and the peak detector is used for the measurement.

4. During the measurement of the EUT, the resolution bandwidth was to 1 MHz and the average bandwidth was set to 1 MHz.

5. The transmitter shall be switched on; the measuring receiver shall be tuned to the frequency of the transmitter under test.

6. The test antenna shall be raised and lowered through the specified range of height until the maximum signal level is detected by the measuring receiver.

7. The transmitter shall be rotated through 360° in the horizontal plane, until the maximum signal level is detected by the measuring receiver.

8. The test antenna shall be raised and lowered again through the specified range of height until the maximum signal level is detected by the measuring receiver.

9. The maximum signal level detected by the measuring receiver shall be noted.

10. The EUT was replaced by half-wave dipole (824 ~ 849 MHz) or horn antenna (1 850 ~ 1 910 MHz) connected to a signal generator.

11. In necessary, the input attenuator setting on the measuring receiver shall be adjusted in order to increase the sensitivity of the measuring receiver.

12. The test antenna shall be raised and lowered through the specified range of height to ensure that the maximum signal is received.

13. The input signal to the substitution antenna shall be adjusted to the level that produces a level detected by the measuring received, which is equal to the level noted while the transmitter radiated power was measured, corrected for the change of input attenuator setting of the measuring receiver.

14. The input level to the substitution antenna shall be recorded as power level in dBm, corrected for any change of input attenuator setting of the measuring receiver.

15. The measurement shall be repeated with the test antenna and the substitution antenna orientated for horizontal polarization.

Final measurement calculation as below:

The relevant equation for determining the ERP/EIRP from the radiated RF output power is:

ERP/EIRP (dBm) = SA Read Value (dBm) + Correction Factor (dB)

where:
ERP/EIRP = effective or equivalent radiated power, in dBm;
SA Read Value = measured transmitter power received by EMI receiver or spectrum analyzer, in dBm;
Correction Factor = total correction factor including cable loss, in dB;

During the test, the data of Correction Factor (dB) is added in the EMI receiver or spectrum analyzer, so SA Read Value (dBm) is the final values which contains the data of Correction Factor (dB).

For example:

In the ERP test, when SA read value for GSM850 is 21dBm, and correction factor is 8dB, then final ERP value for GSM850 is:

ERP (dBm) = 21dBm + 8dB = 29dBm

5.7.4 Test Result

Please refer to ANNEX A.7.

ANNEX A TEST RESULTS

A.1 Transmitter Radiated Power (EIRP/ERP)

GSM Mode Test Data

Test Band	Test Channel	Conducted Output Peak Power (dBm)	Antenna Gain (dBi)	Antenna Gain (dBd)	ERP (dBm)	ERP (W)	Limit (W)	Verdict
GSM 850	LCH	32.20	-3.7	-5.85	26.35	0.432	7.00	Pass
	MCH	32.44	-3.7	-5.85	26.59	0.456	7.00	Pass
	HCH	32.43	-3.7	-5.85	26.58	0.455	7.00	Pass
GPRS 850	LCH	32.18	-3.7	-5.85	26.33	0.430	7.00	Pass
	MCH	32.41	-3.7	-5.85	26.56	0.453	7.00	Pass
	HCH	32.41	-3.7	-5.85	26.56	0.453	7.00	Pass
EGPRS 850	LCH	29.01	-3.7	-5.85	23.16	0.207	7.00	Pass
	MCH	29.19	-3.7	-5.85	23.34	0.216	7.00	Pass
	HCH	29.39	-3.7	-5.85	23.54	0.226	7.00	Pass

Test Band	Test Channel	Conducted Output Peak Power (dBm)	Antenna Gain (dBi)	EIRP (dBm)	EIRP (W)	Limit (W)	Verdict
GSM 1900	LCH	29.76	-0.7	29.06	0.805	2.00	Pass
	MCH	29.62	-0.7	28.92	0.780	2.00	Pass
	HCH	29.59	-0.7	28.89	0.774	2.00	Pass
GPRS 1900	LCH	29.66	-0.7	28.96	0.787	2.00	Pass
	MCH	29.53	-0.7	28.83	0.764	2.00	Pass
	HCH	29.51	-0.7	28.81	0.760	2.00	Pass
EGPRS 1900	LCH	28.39	-0.7	27.69	0.587	2.00	Pass
	MCH	28.45	-0.7	27.75	0.596	2.00	Pass
	HCH	28.31	-0.7	27.61	0.577	2.00	Pass

Note 1: For the GPRS and EGPRS mode, all slots were tested and just the worst data were recorded in this table.

Note 2: ERP/EIRP = P_{Meas} + GT − LC

ERP/EIRP = effective or equivalent radiated power, respectively (expressed in the same units as P_{Meas}, typically dBW or dBm);

P_{Meas} = measured transmitter output power or PSD, in dBm or dBW;

GT = gain of the transmitting antenna, in dBd (ERP) or dBi (EIRP);

LC = signal attenuation in the connecting cable between the transmitter and antenna, in dB.

ERP = EIRP – 2.15; where ERP and EIRP are expressed in consistent units.

Note 3: Set PCL to 5 for GSM/GPRS 850 (power class 4) and 0 for GSM/GPRS 1900 (power class 1).

Set PCL to 8 for EGPRS850 (power class E2) and 2 for EGPRS1900 (power class E2).

GPRS Conducted Output Power

Band	Channel	Conducted Output Peak Power							
		1 Slot (dBm)	1 Slot (W)	2 Slots (dBm)	2 Slots (W)	3 Slots (dBm)	3 Slots (W)	4 Slots (dBm)	4 Slots (W)
GPRS 850	LCH	32.18	1.652	30.13	1.029	28.64	0.731	27.69	0.587
	MCH	32.41	1.742	30.37	1.088	28.89	0.774	27.94	0.623
	HCH	32.41	1.742	30.37	1.089	28.91	0.778	27.93	0.621
GPRS 1900	LCH	29.66	0.925	27.72	0.591	26.15	0.412	25.69	0.370
	MCH	29.53	0.897	27.55	0.568	26.00	0.398	25.53	0.357
	HCH	29.51	0.893	27.57	0.571	26.02	0.400	25.59	0.362

EGPRS Conducted Output Power

Band	Channel	Conducted Output Peak Power							
		1 Slot (dBm)	1 Slot (W)	2 Slots (dBm)	2 Slots (W)	3 Slots (dBm)	3 Slots (W)	4 Slots (dBm)	4 Slots (W)
EGPRS 850	LCH	29.01	0.796	28.11	0.646	26.17	0.414	25.04	0.319
	MCH	29.19	0.830	28.14	0.652	26.19	0.416	25.06	0.321
	HCH	29.39	0.869	28.44	0.698	26.31	0.427	25.30	0.339
EGPRS 1900	LCH	28.39	0.690	27.50	0.562	25.38	0.345	24.35	0.272
	MCH	28.45	0.700	27.31	0.538	25.22	0.333	24.00	0.251
	HCH	28.31	0.678	27.16	0.520	25.15	0.327	24.07	0.256

WCDMA Mode Test Data

Test Band	Test Channel	Conducted Output AV Power (dBm)	Antenna Gain (dBi)	EIRP (dBm)	EIRP (W)	Limit (W)	Verdict
WCDMA Band 2	LCH	23.30	-0.7	22.60	0.182	2.00	Pass
	MCH	23.33	-0.7	22.63	0.183	2.00	Pass
	HCH	23.43	-0.7	22.73	0.187	2.00	Pass
HSDPA Band 2	LCH	22.30	-0.7	21.60	0.145	2.00	Pass
	MCH	22.36	-0.7	21.66	0.147	2.00	Pass
	HCH	22.41	-0.7	21.71	0.148	2.00	Pass
HSUPA Band 2	LCH	22.35	-0.7	21.65	0.146	2.00	Pass
	MCH	22.39	-0.7	21.69	0.148	2.00	Pass
	HCH	22.45	-0.7	21.75	0.150	2.00	Pass

Test Band	Test Channel	Conducted Output AV Power (dBm)	Antenna Gain (dBi)	EIRP (dBm)	EIRP (W)	Limit (W)	Verdict
WCDMA Band 4	LCH	23.32	-0.8	22.52	0.179	1.00	Pass
	MCH	23.28	-0.8	22.48	0.177	1.00	Pass
	HCH	23.27	-0.8	22.47	0.177	1.00	Pass
HSDPA Band 4	LCH	22.12	-0.8	21.32	0.136	1.00	Pass
	MCH	22.04	-0.8	21.24	0.133	1.00	Pass
	HCH	22.01	-0.8	21.21	0.132	1.00	Pass
HSUPA Band 4	LCH	22.16	-0.8	21.36	0.137	1.00	Pass
	MCH	22.07	-0.8	21.27	0.134	1.00	Pass
	HCH	22.04	-0.8	21.24	0.133	1.00	Pass

Test Band	Test Channel	Conducted Output AV Power (dBm)	Antenna Gain (dBi)	Antenna Gain (dBd)	ERP (dBm)	ERP (W)	Limit (W)	Verdict
WCDMA Band 5	LCH	23.45	-3.7	-5.85	17.60	0.058	7.00	Pass
	MCH	23.41	-3.7	-5.85	17.56	0.057	7.00	Pass
	HCH	23.34	-3.7	-5.85	17.49	0.056	7.00	Pass
HSDPA Band 5	LCH	22.45	-3.7	-5.85	16.60	0.046	7.00	Pass
	MCH	22.39	-3.7	-5.85	16.54	0.045	7.00	Pass
	HCH	22.34	-3.7	-5.85	16.49	0.045	7.00	Pass
HSUPA Band 5	LCH	22.47	-3.7	-5.85	16.62	0.046	7.00	Pass
	MCH	22.40	-3.7	-5.85	16.55	0.045	7.00	Pass
	HCH	22.35	-3.7	-5.85	16.50	0.045	7.00	Pass

Note 1: For the HSDPA and HSUPA mode, all subtests were tested and just the worst data were recorded in this table.

Note 2: ERP/EIRP = P_{Meas} + GT − LC

ERP/EIRP = effective or equivalent radiated power, respectively (expressed in the same units as P_{Meas}, typically dBW or dBm);

P_{Meas} = measured transmitter output power or PSD, in dBm or dBW;

GT = gain of the transmitting antenna, in dBd (ERP) or dBi (EIRP);

LC = signal attenuation in the connecting cable between the transmitter and antenna, in dB.

ERP = EIRP – 2.15; where ERP and EIRP are expressed in consistent units.

HSDPA Conducted Output Power

Band	Channel	Conducted Output Average Power							
		Subtest1		Subtest2		Subtest3		Subtest4	
		(dBm)	(W)	(dBm)	(W)	(dBm)	(W)	(dBm)	(W)
HSDPA Band 2	LCH	22.30	0.170	22.30	0.170	21.79	0.151	21.74	0.149
	MCH	22.36	0.172	22.34	0.171	21.88	0.154	21.83	0.152
	HCH	22.41	0.174	22.40	0.174	21.93	0.156	21.91	0.155
HSDPA Band 4	LCH	22.12	0.163	22.12	0.163	21.66	0.147	21.60	0.145
	MCH	22.04	0.160	22.03	0.160	21.56	0.143	21.51	0.142
	HCH	22.00	0.158	22.01	0.159	21.54	0.143	21.52	0.142
HSDPA Band 5	LCH	22.43	0.175	22.45	0.176	21.97	0.157	21.94	0.156
	MCH	22.38	0.173	22.39	0.173	21.91	0.155	21.89	0.155
	HCH	22.34	0.171	22.33	0.171	21.86	0.153	21.82	0.152

HSUPA Conducted Output Power

Band	Channel	Conducted Output Average Power									
		Subtest1		Subtest2		Subtest3		Subtest4		Subtest5	
		(dBm)	(W)	(dBm)	(W)	(dBm)	(W)	(dBm)	(W)	(dBm)	(W)
HSUPA Band 2	LCH	21.28	0.134	21.29	0.135	22.35	0.172	20.83	0.121	22.28	0.169
	MCH	21.33	0.136	21.36	0.137	22.39	0.173	20.87	0.122	22.32	0.171
	HCH	21.42	0.139	21.42	0.139	22.45	0.176	20.93	0.124	22.39	0.173
HSUPA Band 4	LCH	21.11	0.129	21.12	0.129	22.16	0.164	20.65	0.116	22.11	0.163
	MCH	21.04	0.127	21.04	0.127	22.07	0.161	20.56	0.114	22.01	0.159
	HCH	21.01	0.126	21.00	0.126	22.04	0.160	20.55	0.114	22.00	0.158
HSUPA Band 5	LCH	21.45	0.140	21.45	0.140	22.47	0.177	20.95	0.124	22.43	0.175
	MCH	21.37	0.137	21.36	0.137	22.40	0.174	20.87	0.122	22.34	0.171
	HCH	21.31	0.135	21.32	0.136	22.35	0.172	20.85	0.122	22.29	0.169

LTE Mode Test Data

Test BW	Test Channel	Test Mode	Test RB (Size#Offset)	Conducted Output AV Power (dBm)	Antenna Gain (dBi)	EIRP (dBm)	EIRP (W)	Limit (W)	Verdict
LTE BAND2									
1.4 MHz	LCH	QPSK	RB1#0	22.6	-0.7	21.90	0.155	2.00	Pass
			RB1#3	22.64	-0.7	21.94	0.156	2.00	Pass
			RB1#5	22.64	-0.7	21.94	0.156	2.00	Pass
			RB3#0	22.74	-0.7	22.04	0.160	2.00	Pass
			RB3#2	22.75	-0.7	22.05	0.160	2.00	Pass
			RB3#3	22.72	-0.7	22.02	0.159	2.00	Pass
			RB6#0	21.73	-0.7	21.03	0.127	2.00	Pass
		16-QAM	RB1#0	21.85	-0.7	21.15	0.130	2.00	Pass
			RB1#3	21.84	-0.7	21.14	0.130	2.00	Pass
			RB1#5	21.84	-0.7	21.14	0.130	2.00	Pass
			RB3#0	21.78	-0.7	21.08	0.128	2.00	Pass
			RB3#2	21.76	-0.7	21.06	0.128	2.00	Pass
			RB3#3	21.75	-0.7	21.05	0.127	2.00	Pass
			RB6#0	20.84	-0.7	20.14	0.103	2.00	Pass
	MCH	QPSK	RB1#0	22.76	-0.7	22.06	0.161	2.00	Pass
			RB1#3	22.79	-0.7	22.09	0.162	2.00	Pass
			RB1#5	22.77	-0.7	22.07	0.161	2.00	Pass
			RB3#0	22.77	-0.7	22.07	0.161	2.00	Pass
			RB3#2	22.79	-0.7	22.09	0.162	2.00	Pass
			RB3#3	22.79	-0.7	22.09	0.162	2.00	Pass
			RB6#0	21.79	-0.7	21.09	0.129	2.00	Pass
		16-QAM	RB1#0	22.22	-0.7	21.52	0.142	2.00	Pass
			RB1#3	22.17	-0.7	21.47	0.140	2.00	Pass
			RB1#5	22.18	-0.7	21.48	0.141	2.00	Pass
			RB3#0	22	-0.7	21.30	0.135	2.00	Pass
			RB3#2	22	-0.7	21.30	0.135	2.00	Pass
			RB3#3	21.98	-0.7	21.28	0.134	2.00	Pass
			RB6#0	20.68	-0.7	19.98	0.100	2.00	Pass
	HCH	QPSK	RB1#0	22.67	-0.7	21.97	0.157	2.00	Pass
			RB1#3	22.71	-0.7	22.01	0.159	2.00	Pass
			RB1#5	22.7	-0.7	22.00	0.158	2.00	Pass
			RB3#0	22.83	-0.7	22.13	0.163	2.00	Pass
			RB3#2	22.9	-0.7	22.20	0.166	2.00	Pass
			RB3#3	22.83	-0.7	22.13	0.163	2.00	Pass
			RB6#0	21.82	-0.7	21.12	0.129	2.00	Pass
		16-QAM	RB1#0	21.77	-0.7	21.07	0.128	2.00	Pass
			RB1#3	21.77	-0.7	21.07	0.128	2.00	Pass
			RB1#5	21.77	-0.7	21.07	0.128	2.00	Pass
			RB3#0	21.91	-0.7	21.21	0.132	2.00	Pass

Test BW	Test Channel	Test Mode	Test RB (Size#Offset)	Conducted Output AV Power (dBm)	Antenna Gain (dBi)	EIRP (dBm)	EIRP (W)	Limit (W)	Verdict
LTE BAND2									
			RB3#2	21.91	-0.7	21.21	0.132	2.00	Pass
			RB3#3	21.91	-0.7	21.21	0.132	2.00	Pass
			RB6#0	20.92	-0.7	20.22	0.105	2.00	Pass
3 MHz	LCH	QPSK	RB1#0	22.79	-0.7	22.09	0.162	2.00	Pass
			RB1#7	22.71	-0.7	22.01	0.159	2.00	Pass
			RB1#14	22.69	-0.7	21.99	0.158	2.00	Pass
			RB8#0	21.73	-0.7	21.03	0.127	2.00	Pass
			RB8#4	21.72	-0.7	21.02	0.126	2.00	Pass
			RB8#7	21.69	-0.7	20.99	0.126	2.00	Pass
			RB15#0	21.69	-0.7	20.99	0.126	2.00	Pass
		16-QAM	RB1#0	21.69	-0.7	20.99	0.126	2.00	Pass
			RB1#7	21.64	-0.7	20.94	0.124	2.00	Pass
			RB1#14	21.61	-0.7	20.91	0.123	2.00	Pass
			RB8#0	20.87	-0.7	20.17	0.104	2.00	Pass
			RB8#4	20.82	-0.7	20.12	0.103	2.00	Pass
			RB8#7	20.8	-0.7	20.10	0.102	2.00	Pass
			RB15#0	20.76	-0.7	20.06	0.101	2.00	Pass
	MCH	QPSK	RB1#0	22.82	-0.7	22.12	0.163	2.00	Pass
			RB1#7	22.81	-0.7	22.11	0.163	2.00	Pass
			RB1#14	22.79	-0.7	22.09	0.162	2.00	Pass
			RB8#0	21.78	-0.7	21.08	0.128	2.00	Pass
			RB8#4	21.82	-0.7	21.12	0.129	2.00	Pass
			RB8#7	21.83	-0.7	21.13	0.130	2.00	Pass
			RB15#0	21.83	-0.7	21.13	0.130	2.00	Pass
		16-QAM	RB1#0	22.23	-0.7	21.53	0.142	2.00	Pass
			RB1#7	22.2	-0.7	21.50	0.141	2.00	Pass
			RB1#14	22.22	-0.7	21.52	0.142	2.00	Pass
			RB8#0	20.92	-0.7	20.22	0.105	2.00	Pass
			RB8#4	20.91	-0.7	20.21	0.105	2.00	Pass
			RB8#7	20.88	-0.7	20.18	0.104	2.00	Pass
			RB15#0	20.85	-0.7	20.15	0.104	2.00	Pass
	HCH	QPSK	RB1#0	22.73	-0.7	22.03	0.160	2.00	Pass
			RB1#7	22.68	-0.7	21.98	0.158	2.00	Pass
			RB1#14	22.74	-0.7	22.04	0.160	2.00	Pass
			RB8#0	21.76	-0.7	21.06	0.128	2.00	Pass
			RB8#4	21.8	-0.7	21.10	0.129	2.00	Pass
			RB8#7	21.8	-0.7	21.10	0.129	2.00	Pass
			RB15#0	21.82	-0.7	21.12	0.129	2.00	Pass
		16-QAM	RB1#0	21.79	-0.7	21.09	0.129	2.00	Pass
			RB1#7	21.74	-0.7	21.04	0.127	2.00	Pass

Test BW	Test Channel	Test Mode	Test RB (Size#Offset)	Conducted Output AV Power (dBm)	Antenna Gain (dBi)	EIRP (dBm)	EIRP (W)	Limit (W)	Verdict
LTE BAND2									
			RB1#14	21.75	-0.7	21.05	0.127	2.00	Pass
			RB8#0	20.82	-0.7	20.12	0.103	2.00	Pass
			RB8#4	20.87	-0.7	20.17	0.104	2.00	Pass
			RB8#7	20.83	-0.7	20.13	0.103	2.00	Pass
			RB15#0	20.77	-0.7	20.07	0.102	2.00	Pass
5 MHz	LCH	QPSK	RB1#0	23.01	-0.7	22.31	0.170	2.00	Pass
			RB1#13	22.94	-0.7	22.24	0.167	2.00	Pass
			RB1#24	22.93	-0.7	22.23	0.167	2.00	Pass
			RB12#0	21.8	-0.7	21.10	0.129	2.00	Pass
			RB12#6	21.76	-0.7	21.06	0.128	2.00	Pass
			RB12#13	21.72	-0.7	21.02	0.126	2.00	Pass
			RB25#0	21.77	-0.7	21.07	0.128	2.00	Pass
		16-QAM	RB1#0	22.12	-0.7	21.42	0.139	2.00	Pass
			RB1#13	21.98	-0.7	21.28	0.134	2.00	Pass
			RB1#24	22.05	-0.7	21.35	0.136	2.00	Pass
			RB12#0	20.89	-0.7	20.19	0.104	2.00	Pass
			RB12#6	20.82	-0.7	20.12	0.103	2.00	Pass
			RB12#13	20.78	-0.7	20.08	0.102	2.00	Pass
			RB25#0	20.82	-0.7	20.12	0.103	2.00	Pass
	MCH	QPSK	RB1#0	22.95	-0.7	22.25	0.168	2.00	Pass
			RB1#13	22.87	-0.7	22.17	0.165	2.00	Pass
			RB1#24	22.9	-0.7	22.20	0.166	2.00	Pass
			RB12#0	21.85	-0.7	21.15	0.130	2.00	Pass
			RB12#6	21.84	-0.7	21.14	0.130	2.00	Pass
			RB12#13	21.83	-0.7	21.13	0.130	2.00	Pass
			RB25#0	21.88	-0.7	21.18	0.131	2.00	Pass
		16-QAM	RB1#0	22.46	-0.7	21.76	0.150	2.00	Pass
			RB1#13	22.41	-0.7	21.71	0.148	2.00	Pass
			RB1#24	22.44	-0.7	21.74	0.149	2.00	Pass
			RB12#0	20.99	-0.7	20.29	0.107	2.00	Pass
			RB12#6	20.94	-0.7	20.24	0.106	2.00	Pass
			RB12#13	20.97	-0.7	20.27	0.106	2.00	Pass
			RB25#0	20.94	-0.7	20.24	0.106	2.00	Pass
	HCH	QPSK	RB1#0	22.84	-0.7	22.14	0.164	2.00	Pass
			RB1#13	22.81	-0.7	22.11	0.163	2.00	Pass
			RB1#24	22.86	-0.7	22.16	0.164	2.00	Pass
			RB12#0	21.86	-0.7	21.16	0.131	2.00	Pass
			RB12#6	21.8	-0.7	21.10	0.129	2.00	Pass
			RB12#13	21.77	-0.7	21.07	0.128	2.00	Pass
			RB25#0	21.83	-0.7	21.13	0.130	2.00	Pass

Test BW	Test Channel	Test Mode	Test RB (Size#Offset)	Conducted Output AV Power (dBm)	Antenna Gain (dBi)	EIRP (dBm)	EIRP (W)	Limit (W)	Verdict
LTE BAND2									
		16-QAM	RB1#0	21.86	-0.7	21.16	0.131	2.00	Pass
			RB1#13	21.76	-0.7	21.06	0.128	2.00	Pass
			RB1#24	21.81	-0.7	21.11	0.129	2.00	Pass
			RB12#0	20.9	-0.7	20.20	0.105	2.00	Pass
			RB12#6	20.86	-0.7	20.16	0.104	2.00	Pass
			RB12#13	20.83	-0.7	20.13	0.103	2.00	Pass
			RB25#0	20.77	-0.7	20.07	0.102	2.00	Pass
10 MHz	LCH	QPSK	RB1#0	22.85	-0.7	22.15	0.164	2.00	Pass
			RB1#25	22.8	-0.7	22.10	0.162	2.00	Pass
			RB1#49	22.81	-0.7	22.11	0.163	2.00	Pass
			RB25#0	21.79	-0.7	21.09	0.129	2.00	Pass
			RB25#13	21.78	-0.7	21.08	0.128	2.00	Pass
			RB25#25	21.72	-0.7	21.02	0.126	2.00	Pass
			RB50#0	21.79	-0.7	21.09	0.129	2.00	Pass
		16-QAM	RB1#0	21.78	-0.7	21.08	0.128	2.00	Pass
			RB1#25	21.72	-0.7	21.02	0.126	2.00	Pass
			RB1#49	21.69	-0.7	20.99	0.126	2.00	Pass
			RB25#0	20.84	-0.7	20.14	0.103	2.00	Pass
			RB25#13	20.8	-0.7	20.10	0.102	2.00	Pass
			RB25#25	20.77	-0.7	20.07	0.102	2.00	Pass
			RB50#0	20.76	-0.7	20.06	0.101	2.00	Pass
	MCH	QPSK	RB1#0	22.92	-0.7	22.22	0.167	2.00	Pass
			RB1#25	22.87	-0.7	22.17	0.165	2.00	Pass
			RB1#49	22.85	-0.7	22.15	0.164	2.00	Pass
			RB25#0	21.79	-0.7	21.09	0.129	2.00	Pass
			RB25#13	21.87	-0.7	21.17	0.131	2.00	Pass
			RB25#25	21.87	-0.7	21.17	0.131	2.00	Pass
			RB50#0	21.84	-0.7	21.14	0.130	2.00	Pass
		16-QAM	RB1#0	22.27	-0.7	21.57	0.144	2.00	Pass
			RB1#25	22.24	-0.7	21.54	0.143	2.00	Pass
			RB1#49	22.22	-0.7	21.52	0.142	2.00	Pass
			RB25#0	20.83	-0.7	20.13	0.103	2.00	Pass
			RB25#13	20.94	-0.7	20.24	0.106	2.00	Pass
			RB25#25	20.91	-0.7	20.21	0.105	2.00	Pass
			RB50#0	20.85	-0.7	20.15	0.104	2.00	Pass
	HCH	QPSK	RB1#0	22.85	-0.7	22.15	0.164	2.00	Pass
			RB1#25	22.77	-0.7	22.07	0.161	2.00	Pass
			RB1#49	22.76	-0.7	22.06	0.161	2.00	Pass
			RB25#0	21.82	-0.7	21.12	0.129	2.00	Pass
			RB25#13	21.81	-0.7	21.11	0.129	2.00	Pass

Test BW	Test Channel	Test Mode	Test RB (Size#Offset)	Conducted Output AV Power (dBm)	Antenna Gain (dBi)	EIRP (dBm)	EIRP (W)	Limit (W)	Verdict
LTE BAND2									
			RB25#25	21.8	-0.7	21.10	0.129	2.00	Pass
			RB50#0	21.85	-0.7	21.15	0.130	2.00	Pass
		16-QAM	RB1#0	21.89	-0.7	21.19	0.132	2.00	Pass
			RB1#25	21.82	-0.7	21.12	0.129	2.00	Pass
			RB1#49	21.75	-0.7	21.05	0.127	2.00	Pass
			RB25#0	20.93	-0.7	20.23	0.105	2.00	Pass
			RB25#13	20.92	-0.7	20.22	0.105	2.00	Pass
			RB25#25	20.86	-0.7	20.16	0.104	2.00	Pass
			RB50#0	20.85	-0.7	20.15	0.104	2.00	Pass
15 MHz	LCH	QPSK	RB1#0	22.79	-0.7	22.09	0.162	2.00	Pass
			RB1#38	22.8	-0.7	22.10	0.162	2.00	Pass
			RB1#74	22.67	-0.7	21.97	0.157	2.00	Pass
			RB36#0	21.81	-0.7	21.11	0.129	2.00	Pass
			RB36#19	21.77	-0.7	21.07	0.128	2.00	Pass
			RB36#39	21.71	-0.7	21.01	0.126	2.00	Pass
			RB75#0	21.78	-0.7	21.08	0.128	2.00	Pass
		16-QAM	RB1#0	21.71	-0.7	21.01	0.126	2.00	Pass
			RB1#38	21.74	-0.7	21.04	0.127	2.00	Pass
			RB1#74	21.61	-0.7	20.91	0.123	2.00	Pass
			RB36#0	20.81	-0.7	20.11	0.103	2.00	Pass
			RB36#19	20.78	-0.7	20.08	0.102	2.00	Pass
			RB36#39	20.71	-0.7	20.01	0.100	2.00	Pass
			RB75#0	20.75	-0.7	20.05	0.101	2.00	Pass
	MCH	QPSK	RB1#0	22.8	-0.7	22.10	0.162	2.00	Pass
			RB1#38	22.86	-0.7	22.16	0.164	2.00	Pass
			RB1#74	22.74	-0.7	22.04	0.160	2.00	Pass
			RB36#0	21.78	-0.7	21.08	0.128	2.00	Pass
			RB36#19	21.84	-0.7	21.14	0.130	2.00	Pass
			RB36#39	21.8	-0.7	21.10	0.129	2.00	Pass
			RB75#0	21.83	-0.7	21.13	0.130	2.00	Pass
		16-QAM	RB1#0	22.14	-0.7	21.44	0.139	2.00	Pass
			RB1#38	22.25	-0.7	21.55	0.143	2.00	Pass
			RB1#74	22.11	-0.7	21.41	0.138	2.00	Pass
			RB36#0	20.87	-0.7	20.17	0.104	2.00	Pass
			RB36#19	20.89	-0.7	20.19	0.104	2.00	Pass
			RB36#39	20.87	-0.7	20.17	0.104	2.00	Pass
			RB75#0	20.84	-0.7	20.14	0.103	2.00	Pass
	HCH	QPSK	RB1#0	22.79	-0.7	22.09	0.162	2.00	Pass
			RB1#38	22.8	-0.7	22.10	0.162	2.00	Pass
			RB1#74	22.65	-0.7	21.95	0.157	2.00	Pass

Test BW	Test Channel	Test Mode	Test RB (Size#Offset)	Conducted Output AV Power (dBm)	Antenna Gain (dBi)	EIRP (dBm)	EIRP (W)	Limit (W)	Verdict
LTE BAND2									
			RB36#0	21.88	-0.7	21.18	0.131	2.00	Pass
			RB36#19	21.84	-0.7	21.14	0.130	2.00	Pass
			RB36#39	21.8	-0.7	21.10	0.129	2.00	Pass
			RB75#0	21.84	-0.7	21.14	0.130	2.00	Pass
		16-QAM	RB1#0	22.2	-0.7	21.50	0.141	2.00	Pass
			RB1#38	22.22	-0.7	21.52	0.142	2.00	Pass
			RB1#74	21.98	-0.7	21.28	0.134	2.00	Pass
			RB36#0	20.87	-0.7	20.17	0.104	2.00	Pass
			RB36#19	20.85	-0.7	20.15	0.104	2.00	Pass
			RB36#39	20.78	-0.7	20.08	0.102	2.00	Pass
			RB75#0	20.85	-0.7	20.15	0.104	2.00	Pass
20 MHz	LCH	QPSK	RB1#0	22.78	-0.7	22.08	0.161	2.00	Pass
			RB1#50	22.82	-0.7	22.12	0.163	2.00	Pass
			RB1#99	22.71	-0.7	22.01	0.159	2.00	Pass
			RB50#0	21.88	-0.7	21.18	0.131	2.00	Pass
			RB50#25	21.84	-0.7	21.14	0.130	2.00	Pass
			RB50#50	21.71	-0.7	21.01	0.126	2.00	Pass
			RB100#0	21.8	-0.7	21.10	0.129	2.00	Pass
		16-QAM	RB1#0	22.32	-0.7	21.62	0.145	2.00	Pass
			RB1#50	22.34	-0.7	21.64	0.146	2.00	Pass
			RB1#99	22.17	-0.7	21.47	0.140	2.00	Pass
			RB50#0	20.87	-0.7	20.17	0.104	2.00	Pass
			RB50#25	20.83	-0.7	20.13	0.103	2.00	Pass
			RB50#50	20.72	-0.7	20.02	0.100	2.00	Pass
			RB100#0	20.82	-0.7	20.12	0.103	2.00	Pass
	MCH	QPSK	RB1#0	22.87	-0.7	22.17	0.165	2.00	Pass
			RB1#50	22.91	-0.7	22.21	0.166	2.00	Pass
			RB1#99	22.74	-0.7	22.04	0.160	2.00	Pass
			RB50#0	21.8	-0.7	21.10	0.129	2.00	Pass
			RB50#25	21.84	-0.7	21.14	0.130	2.00	Pass
			RB50#50	21.84	-0.7	21.14	0.130	2.00	Pass
			RB100#0	21.8	-0.7	21.10	0.129	2.00	Pass
		16-QAM	RB1#0	22.29	-0.7	21.59	0.144	2.00	Pass
			RB1#50	22.31	-0.7	21.61	0.145	2.00	Pass
			RB1#99	22.07	-0.7	21.37	0.137	2.00	Pass
			RB50#0	20.8	-0.7	20.10	0.102	2.00	Pass
			RB50#25	20.85	-0.7	20.15	0.104	2.00	Pass
			RB50#50	20.81	-0.7	20.11	0.103	2.00	Pass
			RB100#0	20.77	-0.7	20.07	0.102	2.00	Pass
	HCH	QPSK	RB1#0	22.77	-0.7	22.07	0.161	2.00	Pass

Test BW	Test Channel	Test Mode	Test RB (Size#Offset)	Conducted Output AV Power (dBm)	Antenna Gain (dBi)	EIRP (dBm)	EIRP (W)	Limit (W)	Verdict
LTE BAND2									
			RB1#50	22.82	-0.7	22.12	0.163	2.00	Pass
			RB1#99	22.65	-0.7	21.95	0.157	2.00	Pass
			RB50#0	21.99	-0.7	21.29	0.135	2.00	Pass
			RB50#25	21.9	-0.7	21.20	0.132	2.00	Pass
			RB50#50	21.86	-0.7	21.16	0.131	2.00	Pass
			RB100#0	21.93	-0.7	21.23	0.133	2.00	Pass
		16-QAM	RB1#0	22.19	-0.7	21.49	0.141	2.00	Pass
			RB1#50	22.25	-0.7	21.55	0.143	2.00	Pass
			RB1#99	22.1	-0.7	21.40	0.138	2.00	Pass
			RB50#0	20.96	-0.7	20.26	0.106	2.00	Pass
			RB50#25	20.83	-0.7	20.13	0.103	2.00	Pass
			RB50#50	20.79	-0.7	20.09	0.102	2.00	Pass
			RB100#0	20.89	-0.7	20.19	0.104	2.00	Pass

Test BW	Test Channel	Test Mode	Test RB (Size#Offset)	Conducted Output AV Power (dBm)	Antenna Gain (dBi)	EIRP (dBm)	EIRP (W)	Limit (W)	Verdict
LTE BAND4									
1.4 MHz	LCH	QPSK	RB1#0	22.81	-0.8	22.01	0.159	1.00	Pass
			RB1#3	22.8	-0.8	22.00	0.158	1.00	Pass
			RB1#5	22.81	-0.8	22.01	0.159	1.00	Pass
			RB3#0	22.91	-0.8	22.11	0.163	1.00	Pass
			RB3#2	22.94	-0.8	22.14	0.164	1.00	Pass
			RB3#3	22.88	-0.8	22.08	0.161	1.00	Pass
			RB6#0	21.9	-0.8	21.10	0.129	1.00	Pass
		16-QAM	RB1#0	22.03	-0.8	21.23	0.133	1.00	Pass
			RB1#3	22.02	-0.8	21.22	0.132	1.00	Pass
			RB1#5	22.04	-0.8	21.24	0.133	1.00	Pass
			RB3#0	21.96	-0.8	21.16	0.131	1.00	Pass
			RB3#2	21.93	-0.8	21.13	0.130	1.00	Pass
			RB3#3	21.94	-0.8	21.14	0.130	1.00	Pass
			RB6#0	21	-0.8	20.20	0.105	1.00	Pass
	MCH	QPSK	RB1#0	22.8	-0.8	22.00	0.158	1.00	Pass
			RB1#3	22.78	-0.8	21.98	0.158	1.00	Pass
			RB1#5	22.78	-0.8	21.98	0.158	1.00	Pass
			RB3#0	22.83	-0.8	22.03	0.160	1.00	Pass
			RB3#2	22.82	-0.8	22.02	0.159	1.00	Pass
			RB3#3	22.78	-0.8	21.98	0.158	1.00	Pass
			RB6#0	21.86	-0.8	21.06	0.128	1.00	Pass
		16-QAM	RB1#0	22.22	-0.8	21.42	0.139	1.00	Pass
			RB1#3	22.19	-0.8	21.39	0.138	1.00	Pass
			RB1#5	22.18	-0.8	21.38	0.137	1.00	Pass
			RB3#0	22.06	-0.8	21.26	0.134	1.00	Pass
			RB3#2	22	-0.8	21.20	0.132	1.00	Pass
			RB3#3	21.99	-0.8	21.19	0.132	1.00	Pass
			RB6#0	20.71	-0.8	19.91	0.098	1.00	Pass
	HCH	QPSK	RB1#0	22.76	-0.8	21.96	0.157	1.00	Pass
			RB1#3	22.77	-0.8	21.97	0.157	1.00	Pass
			RB1#5	22.78	-0.8	21.98	0.158	1.00	Pass
			RB3#0	22.88	-0.8	22.08	0.161	1.00	Pass
			RB3#2	22.88	-0.8	22.08	0.161	1.00	Pass
			RB3#3	22.88	-0.8	22.08	0.161	1.00	Pass
			RB6#0	21.86	-0.8	21.06	0.128	1.00	Pass
		16-QAM	RB1#0	21.86	-0.8	21.06	0.128	1.00	Pass
			RB1#3	21.88	-0.8	21.08	0.128	1.00	Pass
			RB1#5	21.89	-0.8	21.09	0.129	1.00	Pass
			RB3#0	21.99	-0.8	21.19	0.132	1.00	Pass

Test BW	Test Channel	Test Mode	Test RB (Size#Offset)	Conducted Output AV Power (dBm)	Antenna Gain (dBi)	EIRP (dBm)	EIRP (W)	Limit (W)	Verdict
LTE BAND4									
			RB3#2	21.99	-0.8	21.19	0.132	1.00	Pass
			RB3#3	21.96	-0.8	21.16	0.131	1.00	Pass
			RB6#0	20.96	-0.8	20.16	0.104	1.00	Pass
3 MHz	LCH	QPSK	RB1#0	22.9	-0.8	22.10	0.162	1.00	Pass
			RB1#7	22.84	-0.8	22.04	0.160	1.00	Pass
			RB1#14	22.83	-0.8	22.03	0.160	1.00	Pass
			RB8#0	21.89	-0.8	21.09	0.129	1.00	Pass
			RB8#4	21.89	-0.8	21.09	0.129	1.00	Pass
			RB8#7	21.92	-0.8	21.12	0.129	1.00	Pass
			RB15#0	21.89	-0.8	21.09	0.129	1.00	Pass
		16-QAM	RB1#0	21.81	-0.8	21.01	0.126	1.00	Pass
			RB1#7	21.78	-0.8	20.98	0.125	1.00	Pass
			RB1#14	21.75	-0.8	20.95	0.124	1.00	Pass
			RB8#0	21.02	-0.8	20.22	0.105	1.00	Pass
			RB8#4	21	-0.8	20.20	0.105	1.00	Pass
			RB8#7	20.99	-0.8	20.19	0.104	1.00	Pass
			RB15#0	20.94	-0.8	20.14	0.103	1.00	Pass
	MCH	QPSK	RB1#0	22.8	-0.8	22.00	0.158	1.00	Pass
			RB1#7	22.78	-0.8	21.98	0.158	1.00	Pass
			RB1#14	22.76	-0.8	21.96	0.157	1.00	Pass
			RB8#0	21.81	-0.8	21.01	0.126	1.00	Pass
			RB8#4	21.8	-0.8	21.00	0.126	1.00	Pass
			RB8#7	21.77	-0.8	20.97	0.125	1.00	Pass
			RB15#0	21.8	-0.8	21.00	0.126	1.00	Pass
		16-QAM	RB1#0	22.2	-0.8	21.40	0.138	1.00	Pass
			RB1#7	22.19	-0.8	21.39	0.138	1.00	Pass
			RB1#14	22.17	-0.8	21.37	0.137	1.00	Pass
			RB8#0	20.94	-0.8	20.14	0.103	1.00	Pass
			RB8#4	20.88	-0.8	20.08	0.102	1.00	Pass
			RB8#7	20.88	-0.8	20.08	0.102	1.00	Pass
			RB15#0	20.85	-0.8	20.05	0.101	1.00	Pass
	HCH	QPSK	RB1#0	22.75	-0.8	21.95	0.157	1.00	Pass
			RB1#7	22.78	-0.8	21.98	0.158	1.00	Pass
			RB1#14	22.77	-0.8	21.97	0.157	1.00	Pass
			RB8#0	21.86	-0.8	21.06	0.128	1.00	Pass
			RB8#4	21.85	-0.8	21.05	0.127	1.00	Pass
			RB8#7	21.83	-0.8	21.03	0.127	1.00	Pass
			RB15#0	21.85	-0.8	21.05	0.127	1.00	Pass
		16-QAM	RB1#0	21.84	-0.8	21.04	0.127	1.00	Pass
			RB1#7	21.85	-0.8	21.05	0.127	1.00	Pass

Test BW	Test Channel	Test Mode	Test RB (Size#Offset)	Conducted Output AV Power (dBm)	Antenna Gain (dBi)	EIRP (dBm)	EIRP (W)	Limit (W)	Verdict
LTE BAND4									
			RB1#14	21.83	-0.8	21.03	0.127	1.00	Pass
			RB8#0	20.89	-0.8	20.09	0.102	1.00	Pass
			RB8#4	20.88	-0.8	20.08	0.102	1.00	Pass
			RB8#7	20.84	-0.8	20.04	0.101	1.00	Pass
			RB15#0	20.82	-0.8	20.02	0.100	1.00	Pass
5 MHz	LCH	QPSK	RB1#0	23.09	-0.8	22.29	0.169	1.00	Pass
			RB1#13	23.08	-0.8	22.28	0.169	1.00	Pass
			RB1#24	23.11	-0.8	22.31	0.170	1.00	Pass
			RB12#0	21.92	-0.8	21.12	0.129	1.00	Pass
			RB12#6	21.9	-0.8	21.10	0.129	1.00	Pass
			RB12#13	21.93	-0.8	21.13	0.130	1.00	Pass
			RB25#0	21.93	-0.8	21.13	0.130	1.00	Pass
		16-QAM	RB1#0	22.18	-0.8	21.38	0.137	1.00	Pass
			RB1#13	22.16	-0.8	21.36	0.137	1.00	Pass
			RB1#24	22.18	-0.8	21.38	0.137	1.00	Pass
			RB12#0	20.95	-0.8	20.15	0.104	1.00	Pass
			RB12#6	20.95	-0.8	20.15	0.104	1.00	Pass
			RB12#13	20.98	-0.8	20.18	0.104	1.00	Pass
			RB25#0	20.96	-0.8	20.16	0.104	1.00	Pass
	MCH	QPSK	RB1#0	22.96	-0.8	22.16	0.164	1.00	Pass
			RB1#13	22.86	-0.8	22.06	0.161	1.00	Pass
			RB1#24	22.91	-0.8	22.11	0.163	1.00	Pass
			RB12#0	21.88	-0.8	21.08	0.128	1.00	Pass
			RB12#6	21.83	-0.8	21.03	0.127	1.00	Pass
			RB12#13	21.83	-0.8	21.03	0.127	1.00	Pass
			RB25#0	21.87	-0.8	21.07	0.128	1.00	Pass
		16-QAM	RB1#0	22.43	-0.8	21.63	0.146	1.00	Pass
			RB1#13	22.37	-0.8	21.57	0.144	1.00	Pass
			RB1#24	22.39	-0.8	21.59	0.144	1.00	Pass
			RB12#0	21.01	-0.8	20.21	0.105	1.00	Pass
			RB12#6	20.95	-0.8	20.15	0.104	1.00	Pass
			RB12#13	20.96	-0.8	20.16	0.104	1.00	Pass
			RB25#0	20.92	-0.8	20.12	0.103	1.00	Pass
	HCH	QPSK	RB1#0	22.91	-0.8	22.11	0.163	1.00	Pass
			RB1#13	22.85	-0.8	22.05	0.160	1.00	Pass
			RB1#24	22.91	-0.8	22.11	0.163	1.00	Pass
			RB12#0	21.9	-0.8	21.10	0.129	1.00	Pass
			RB12#6	21.86	-0.8	21.06	0.128	1.00	Pass
			RB12#13	21.82	-0.8	21.02	0.126	1.00	Pass
			RB25#0	21.85	-0.8	21.05	0.127	1.00	Pass

Test BW	Test Channel	Test Mode	Test RB (Size#Offset)	Conducted Output AV Power (dBm)	Antenna Gain (dBi)	EIRP (dBm)	EIRP (W)	Limit (W)	Verdict
LTE BAND4									
		16-QAM	RB1#0	21.94	-0.8	21.14	0.130	1.00	Pass
			RB1#13	21.87	-0.8	21.07	0.128	1.00	Pass
			RB1#24	21.91	-0.8	21.11	0.129	1.00	Pass
			RB12#0	20.94	-0.8	20.14	0.103	1.00	Pass
			RB12#6	20.9	-0.8	20.10	0.102	1.00	Pass
			RB12#13	20.85	-0.8	20.05	0.101	1.00	Pass
			RB25#0	20.82	-0.8	20.02	0.100	1.00	Pass
10 MHz	LCH	QPSK	RB1#0	22.95	-0.8	22.15	0.164	1.00	Pass
			RB1#25	22.97	-0.8	22.17	0.165	1.00	Pass
			RB1#49	22.93	-0.8	22.13	0.163	1.00	Pass
			RB25#0	21.91	-0.8	21.11	0.129	1.00	Pass
			RB25#13	21.92	-0.8	21.12	0.129	1.00	Pass
			RB25#25	21.96	-0.8	21.16	0.131	1.00	Pass
			RB50#0	21.94	-0.8	21.14	0.130	1.00	Pass
		16-QAM	RB1#0	21.85	-0.8	21.05	0.127	1.00	Pass
			RB1#25	21.86	-0.8	21.06	0.128	1.00	Pass
			RB1#49	21.79	-0.8	20.99	0.126	1.00	Pass
			RB25#0	20.9	-0.8	20.10	0.102	1.00	Pass
			RB25#13	20.93	-0.8	20.13	0.103	1.00	Pass
			RB25#25	20.95	-0.8	20.15	0.104	1.00	Pass
			RB50#0	20.92	-0.8	20.12	0.103	1.00	Pass
	MCH	QPSK	RB1#0	22.88	-0.8	22.08	0.161	1.00	Pass
			RB1#25	22.85	-0.8	22.05	0.160	1.00	Pass
			RB1#49	22.78	-0.8	21.98	0.158	1.00	Pass
			RB25#0	21.84	-0.8	21.04	0.127	1.00	Pass
			RB25#13	21.87	-0.8	21.07	0.128	1.00	Pass
			RB25#25	21.87	-0.8	21.07	0.128	1.00	Pass
			RB50#0	21.89	-0.8	21.09	0.129	1.00	Pass
		16-QAM	RB1#0	22.26	-0.8	21.46	0.140	1.00	Pass
			RB1#25	22.26	-0.8	21.46	0.140	1.00	Pass
			RB1#49	22.14	-0.8	21.34	0.136	1.00	Pass
			RB25#0	20.91	-0.8	20.11	0.103	1.00	Pass
			RB25#13	20.9	-0.8	20.10	0.102	1.00	Pass
			RB25#25	20.91	-0.8	20.11	0.103	1.00	Pass
			RB50#0	20.91	-0.8	20.11	0.103	1.00	Pass
	HCH	QPSK	RB1#0	22.78	-0.8	21.98	0.158	1.00	Pass
			RB1#25	22.81	-0.8	22.01	0.159	1.00	Pass
			RB1#49	22.8	-0.8	22.00	0.158	1.00	Pass
			RB25#0	21.85	-0.8	21.05	0.127	1.00	Pass
			RB25#13	21.85	-0.8	21.05	0.127	1.00	Pass

Test BW	Test Channel	Test Mode	Test RB (Size#Offset)	Conducted Output AV Power (dBm)	Antenna Gain (dBi)	EIRP (dBm)	EIRP (W)	Limit (W)	Verdict
LTE BAND4									
			RB25#25	21.81	-0.8	21.01	0.126	1.00	Pass
			RB50#0	21.84	-0.8	21.04	0.127	1.00	Pass
		16-QAM	RB1#0	21.87	-0.8	21.07	0.128	1.00	Pass
			RB1#25	21.86	-0.8	21.06	0.128	1.00	Pass
			RB1#49	21.83	-0.8	21.03	0.127	1.00	Pass
			RB25#0	20.94	-0.8	20.14	0.103	1.00	Pass
			RB25#13	20.95	-0.8	20.15	0.104	1.00	Pass
			RB25#25	20.9	-0.8	20.10	0.102	1.00	Pass
			RB50#0	20.85	-0.8	20.05	0.101	1.00	Pass
15 MHz	LCH	QPSK	RB1#0	22.9	-0.8	22.10	0.162	1.00	Pass
			RB1#38	22.94	-0.8	22.14	0.164	1.00	Pass
			RB1#74	22.81	-0.8	22.01	0.159	1.00	Pass
			RB36#0	21.83	-0.8	21.03	0.127	1.00	Pass
			RB36#19	21.91	-0.8	21.11	0.129	1.00	Pass
			RB36#39	21.88	-0.8	21.08	0.128	1.00	Pass
			RB75#0	21.88	-0.8	21.08	0.128	1.00	Pass
		16-QAM	RB1#0	21.83	-0.8	21.03	0.127	1.00	Pass
			RB1#38	21.84	-0.8	21.04	0.127	1.00	Pass
			RB1#74	21.72	-0.8	20.92	0.124	1.00	Pass
			RB36#0	20.86	-0.8	20.06	0.101	1.00	Pass
			RB36#19	20.92	-0.8	20.12	0.103	1.00	Pass
			RB36#39	20.87	-0.8	20.07	0.102	1.00	Pass
			RB75#0	20.89	-0.8	20.09	0.102	1.00	Pass
	MCH	QPSK	RB1#0	22.89	-0.8	22.09	0.162	1.00	Pass
			RB1#38	22.9	-0.8	22.10	0.162	1.00	Pass
			RB1#74	22.68	-0.8	21.88	0.154	1.00	Pass
			RB36#0	21.88	-0.8	21.08	0.128	1.00	Pass
			RB36#19	21.86	-0.8	21.06	0.128	1.00	Pass
			RB36#39	21.82	-0.8	21.02	0.126	1.00	Pass
			RB75#0	21.86	-0.8	21.06	0.128	1.00	Pass
		16-QAM	RB1#0	22.28	-0.8	21.48	0.141	1.00	Pass
			RB1#38	22.23	-0.8	21.43	0.139	1.00	Pass
			RB1#74	22.07	-0.8	21.27	0.134	1.00	Pass
			RB36#0	20.91	-0.8	20.11	0.103	1.00	Pass
			RB36#19	20.9	-0.8	20.10	0.102	1.00	Pass
			RB36#39	20.86	-0.8	20.06	0.101	1.00	Pass
			RB75#0	20.86	-0.8	20.06	0.101	1.00	Pass
	HCH	QPSK	RB1#0	22.74	-0.8	21.94	0.156	1.00	Pass
			RB1#38	22.76	-0.8	21.96	0.157	1.00	Pass
			RB1#74	22.66	-0.8	21.86	0.153	1.00	Pass

Test BW	Test Channel	Test Mode	Test RB (Size#Offset)	Conducted Output AV Power (dBm)	Antenna Gain (dBi)	EIRP (dBm)	EIRP (W)	Limit (W)	Verdict
LTE BAND4									
			RB36#0	21.82	-0.8	21.02	0.126	1.00	Pass
			RB36#19	21.8	-0.8	21.00	0.126	1.00	Pass
			RB36#39	21.77	-0.8	20.97	0.125	1.00	Pass
			RB75#0	21.78	-0.8	20.98	0.125	1.00	Pass
		16-QAM	RB1#0	22.18	-0.8	21.38	0.137	1.00	Pass
			RB1#38	22.19	-0.8	21.39	0.138	1.00	Pass
			RB1#74	22.06	-0.8	21.26	0.134	1.00	Pass
			RB36#0	20.8	-0.8	20.00	0.100	1.00	Pass
			RB36#19	20.8	-0.8	20.00	0.100	1.00	Pass
			RB36#39	20.75	-0.8	19.95	0.099	1.00	Pass
			RB75#0	20.76	-0.8	19.96	0.099	1.00	Pass
20 MHz	LCH	QPSK	RB1#0	22.91	-0.8	22.11	0.163	1.00	Pass
			RB1#50	22.95	-0.8	22.15	0.164	1.00	Pass
			RB1#99	22.81	-0.8	22.01	0.159	1.00	Pass
			RB50#0	21.88	-0.8	21.08	0.128	1.00	Pass
			RB50#25	21.96	-0.8	21.16	0.131	1.00	Pass
			RB50#50	21.89	-0.8	21.09	0.129	1.00	Pass
			RB100#0	21.89	-0.8	21.09	0.129	1.00	Pass
		16-QAM	RB1#0	22.45	-0.8	21.65	0.146	1.00	Pass
			RB1#50	22.54	-0.8	21.74	0.149	1.00	Pass
			RB1#99	22.33	-0.8	21.53	0.142	1.00	Pass
			RB50#0	20.89	-0.8	20.09	0.102	1.00	Pass
			RB50#25	20.98	-0.8	20.18	0.104	1.00	Pass
			RB50#50	20.88	-0.8	20.08	0.102	1.00	Pass
			RB100#0	20.89	-0.8	20.09	0.102	1.00	Pass
	MCH	QPSK	RB1#0	22.92	-0.8	22.12	0.163	1.00	Pass
			RB1#50	22.94	-0.8	22.14	0.164	1.00	Pass
			RB1#99	22.69	-0.8	21.89	0.155	1.00	Pass
			RB50#0	21.88	-0.8	21.08	0.128	1.00	Pass
			RB50#25	21.92	-0.8	21.12	0.129	1.00	Pass
			RB50#50	21.89	-0.8	21.09	0.129	1.00	Pass
			RB100#0	21.87	-0.8	21.07	0.128	1.00	Pass
		16-QAM	RB1#0	22.29	-0.8	21.49	0.141	1.00	Pass
			RB1#50	22.31	-0.8	21.51	0.142	1.00	Pass
			RB1#99	22.04	-0.8	21.24	0.133	1.00	Pass
			RB50#0	20.86	-0.8	20.06	0.101	1.00	Pass
			RB50#25	20.9	-0.8	20.10	0.102	1.00	Pass
			RB50#50	20.87	-0.8	20.07	0.102	1.00	Pass
			RB100#0	20.85	-0.8	20.05	0.101	1.00	Pass
	HCH	QPSK	RB1#0	22.78	-0.8	21.98	0.158	1.00	Pass

Test BW	Test Channel	Test Mode	Test RB (Size#Offset)	Conducted Output AV Power (dBm)	Antenna Gain (dBi)	EIRP (dBm)	EIRP (W)	Limit (W)	Verdict
LTE BAND4									
			RB1#50	22.78	-0.8	21.98	0.158	1.00	Pass
			RB1#99	22.69	-0.8	21.89	0.155	1.00	Pass
			RB50#0	21.8	-0.8	21.00	0.126	1.00	Pass
			RB50#25	21.84	-0.8	21.04	0.127	1.00	Pass
			RB50#50	21.75	-0.8	20.95	0.124	1.00	Pass
			RB100#0	21.76	-0.8	20.96	0.125	1.00	Pass
		16-QAM	RB1#0	22.21	-0.8	21.41	0.138	1.00	Pass
			RB1#50	22.22	-0.8	21.42	0.139	1.00	Pass
			RB1#99	22.12	-0.8	21.32	0.136	1.00	Pass
			RB50#0	20.74	-0.8	19.94	0.099	1.00	Pass
			RB50#25	20.78	-0.8	19.98	0.100	1.00	Pass
			RB50#50	20.73	-0.8	19.93	0.098	1.00	Pass
			RB100#0	20.74	-0.8	19.94	0.099	1.00	Pass

Test BW	Test Channel	Test Mode	Test RB (Size#Offset)	Conducted Output AV Power (dBm)	Antenna Gain (dBi)	Antenna Gain (dBd)	ERP (dBm)	ERP (W)	Limit (W)	Verdict
LTE BAND5										
1.4 MHz	LCH	QPSK	RB1#0	23.15	-3.7	-5.85	17.30	0.054	7.00	Pass
			RB1#3	23.13	-3.7	-5.85	17.28	0.053	7.00	Pass
			RB1#5	23.19	-3.7	-5.85	17.34	0.054	7.00	Pass
			RB3#0	23.2	-3.7	-5.85	17.35	0.054	7.00	Pass
			RB3#2	23.18	-3.7	-5.85	17.33	0.054	7.00	Pass
			RB3#3	23.16	-3.7	-5.85	17.31	0.054	7.00	Pass
			RB6#0	22.17	-3.7	-5.85	16.32	0.043	7.00	Pass
		16-QAM	RB1#0	22.29	-3.7	-5.85	16.44	0.044	7.00	Pass
			RB1#3	22.28	-3.7	-5.85	16.43	0.044	7.00	Pass
			RB1#5	22.31	-3.7	-5.85	16.46	0.044	7.00	Pass
			RB3#0	22.21	-3.7	-5.85	16.36	0.043	7.00	Pass
			RB3#2	22.2	-3.7	-5.85	16.35	0.043	7.00	Pass
			RB3#3	22.21	-3.7	-5.85	16.36	0.043	7.00	Pass
			RB6#0	21.29	-3.7	-5.85	15.44	0.035	7.00	Pass
	MCH	QPSK	RB1#0	23.15	-3.7	-5.85	17.30	0.054	7.00	Pass
			RB1#3	23.15	-3.7	-5.85	17.30	0.054	7.00	Pass
			RB1#5	23.13	-3.7	-5.85	17.28	0.053	7.00	Pass
			RB3#0	23.17	-3.7	-5.85	17.32	0.054	7.00	Pass
			RB3#2	23.15	-3.7	-5.85	17.30	0.054	7.00	Pass
			RB3#3	23.15	-3.7	-5.85	17.30	0.054	7.00	Pass
			RB6#0	22.15	-3.7	-5.85	16.30	0.043	7.00	Pass
		16-QAM	RB1#0	22.52	-3.7	-5.85	16.67	0.046	7.00	Pass
			RB1#3	22.55	-3.7	-5.85	16.70	0.047	7.00	Pass
			RB1#5	22.51	-3.7	-5.85	16.66	0.046	7.00	Pass
			RB3#0	22.38	-3.7	-5.85	16.53	0.045	7.00	Pass
			RB3#2	22.34	-3.7	-5.85	16.49	0.045	7.00	Pass
			RB3#3	22.31	-3.7	-5.85	16.46	0.044	7.00	Pass
			RB6#0	21.05	-3.7	-5.85	15.20	0.033	7.00	Pass
	HCH	QPSK	RB1#0	23.12	-3.7	-5.85	17.27	0.053	7.00	Pass
			RB1#3	23.13	-3.7	-5.85	17.28	0.053	7.00	Pass
			RB1#5	23.11	-3.7	-5.85	17.26	0.053	7.00	Pass
			RB3#0	23.19	-3.7	-5.85	17.34	0.054	7.00	Pass
			RB3#2	23.18	-3.7	-5.85	17.33	0.054	7.00	Pass
			RB3#3	23.18	-3.7	-5.85	17.33	0.054	7.00	Pass
			RB6#0	22.15	-3.7	-5.85	16.30	0.043	7.00	Pass
		16-QAM	RB1#0	22.15	-3.7	-5.85	16.30	0.043	7.00	Pass
			RB1#3	22.17	-3.7	-5.85	16.32	0.043	7.00	Pass
			RB1#5	22.16	-3.7	-5.85	16.31	0.043	7.00	Pass
			RB3#0	22.31	-3.7	-5.85	16.46	0.044	7.00	Pass

Test BW	Test Channel	Test Mode	Test RB (Size#Offset)	Conducted Output AV Power (dBm)	Antenna Gain (dBi)	Antenna Gain (dBd)	ERP (dBm)	ERP (W)	Limit (W)	Verdict
LTE BAND5										
			RB3#2	22.29	-3.7	-5.85	16.44	0.044	7.00	Pass
			RB3#3	22.28	-3.7	-5.85	16.43	0.044	7.00	Pass
			RB6#0	21.28	-3.7	-5.85	15.43	0.035	7.00	Pass
3 MHz	LCH	QPSK	RB1#0	23.13	-3.7	-5.85	17.28	0.053	7.00	Pass
			RB1#7	23.11	-3.7	-5.85	17.26	0.053	7.00	Pass
			RB1#14	23.15	-3.7	-5.85	17.30	0.054	7.00	Pass
			RB8#0	22.12	-3.7	-5.85	16.27	0.042	7.00	Pass
			RB8#4	22.14	-3.7	-5.85	16.29	0.043	7.00	Pass
			RB8#7	22.16	-3.7	-5.85	16.31	0.043	7.00	Pass
			RB15#0	22.1	-3.7	-5.85	16.25	0.042	7.00	Pass
		16-QAM	RB1#0	22.1	-3.7	-5.85	16.25	0.042	7.00	Pass
			RB1#7	22.09	-3.7	-5.85	16.24	0.042	7.00	Pass
			RB1#14	22.13	-3.7	-5.85	16.28	0.042	7.00	Pass
			RB8#0	21.22	-3.7	-5.85	15.37	0.034	7.00	Pass
			RB8#4	21.27	-3.7	-5.85	15.42	0.035	7.00	Pass
			RB8#7	21.25	-3.7	-5.85	15.40	0.035	7.00	Pass
			RB15#0	21.19	-3.7	-5.85	15.34	0.034	7.00	Pass
	MCH	QPSK	RB1#0	23.11	-3.7	-5.85	17.26	0.053	7.00	Pass
			RB1#7	23.12	-3.7	-5.85	17.27	0.053	7.00	Pass
			RB1#14	23.15	-3.7	-5.85	17.30	0.054	7.00	Pass
			RB8#0	22.11	-3.7	-5.85	16.26	0.042	7.00	Pass
			RB8#4	22.16	-3.7	-5.85	16.31	0.043	7.00	Pass
			RB8#7	22.17	-3.7	-5.85	16.32	0.043	7.00	Pass
			RB15#0	22.13	-3.7	-5.85	16.28	0.042	7.00	Pass
		16-QAM	RB1#0	22.5	-3.7	-5.85	16.65	0.046	7.00	Pass
			RB1#7	22.53	-3.7	-5.85	16.68	0.047	7.00	Pass
			RB1#14	22.5	-3.7	-5.85	16.65	0.046	7.00	Pass
			RB8#0	21.23	-3.7	-5.85	15.38	0.035	7.00	Pass
			RB8#4	21.26	-3.7	-5.85	15.41	0.035	7.00	Pass
			RB8#7	21.25	-3.7	-5.85	15.40	0.035	7.00	Pass
			RB15#0	21.18	-3.7	-5.85	15.33	0.034	7.00	Pass
	HCH	QPSK	RB1#0	23.09	-3.7	-5.85	17.24	0.053	7.00	Pass
			RB1#7	23.07	-3.7	-5.85	17.22	0.053	7.00	Pass
			RB1#14	23.05	-3.7	-5.85	17.20	0.052	7.00	Pass
			RB8#0	22.17	-3.7	-5.85	16.32	0.043	7.00	Pass
			RB8#4	22.19	-3.7	-5.85	16.34	0.043	7.00	Pass
			RB8#7	22.11	-3.7	-5.85	16.26	0.042	7.00	Pass
			RB15#0	22.14	-3.7	-5.85	16.29	0.043	7.00	Pass
		16-QAM	RB1#0	22.17	-3.7	-5.85	16.32	0.043	7.00	Pass
			RB1#7	22.14	-3.7	-5.85	16.29	0.043	7.00	Pass

Test BW	Test Channel	Test Mode	Test RB (Size#Offset)	Conducted Output AV Power (dBm)	Antenna Gain (dBi)	Antenna Gain (dBd)	ERP (dBm)	ERP (W)	Limit (W)	Verdict
LTE BAND5										
			RB1#14	22.13	-3.7	-5.85	16.28	0.042	7.00	Pass
			RB8#0	21.2	-3.7	-5.85	15.35	0.034	7.00	Pass
			RB8#4	21.19	-3.7	-5.85	15.34	0.034	7.00	Pass
			RB8#7	21.18	-3.7	-5.85	15.33	0.034	7.00	Pass
			RB15#0	21.16	-3.7	-5.85	15.31	0.034	7.00	Pass
5 MHz	LCH	QPSK	RB1#0	23.26	-3.7	-5.85	17.41	0.055	7.00	Pass
			RB1#13	23.26	-3.7	-5.85	17.41	0.055	7.00	Pass
			RB1#24	23.3	-3.7	-5.85	17.45	0.056	7.00	Pass
			RB12#0	22.15	-3.7	-5.85	16.30	0.043	7.00	Pass
			RB12#6	22.19	-3.7	-5.85	16.34	0.043	7.00	Pass
			RB12#13	22.1	-3.7	-5.85	16.25	0.042	7.00	Pass
			RB25#0	22.18	-3.7	-5.85	16.33	0.043	7.00	Pass
		16-QAM	RB1#0	22.41	-3.7	-5.85	16.56	0.045	7.00	Pass
			RB1#13	22.39	-3.7	-5.85	16.54	0.045	7.00	Pass
			RB1#24	22.46	-3.7	-5.85	16.61	0.046	7.00	Pass
			RB12#0	21.21	-3.7	-5.85	15.36	0.034	7.00	Pass
			RB12#6	21.21	-3.7	-5.85	15.36	0.034	7.00	Pass
			RB12#13	21.12	-3.7	-5.85	15.27	0.034	7.00	Pass
			RB25#0	21.19	-3.7	-5.85	15.34	0.034	7.00	Pass
	MCH	QPSK	RB1#0	23.21	-3.7	-5.85	17.36	0.054	7.00	Pass
			RB1#13	23.21	-3.7	-5.85	17.36	0.054	7.00	Pass
			RB1#24	23.19	-3.7	-5.85	17.34	0.054	7.00	Pass
			RB12#0	22.19	-3.7	-5.85	16.34	0.043	7.00	Pass
			RB12#6	22.16	-3.7	-5.85	16.31	0.043	7.00	Pass
			RB12#13	22.15	-3.7	-5.85	16.30	0.043	7.00	Pass
			RB25#0	22.2	-3.7	-5.85	16.35	0.043	7.00	Pass
		16-QAM	RB1#0	22.7	-3.7	-5.85	16.85	0.048	7.00	Pass
			RB1#13	22.66	-3.7	-5.85	16.81	0.048	7.00	Pass
			RB1#24	22.65	-3.7	-5.85	16.80	0.048	7.00	Pass
			RB12#0	21.3	-3.7	-5.85	15.45	0.035	7.00	Pass
			RB12#6	21.3	-3.7	-5.85	15.45	0.035	7.00	Pass
			RB12#13	21.27	-3.7	-5.85	15.42	0.035	7.00	Pass
			RB25#0	21.24	-3.7	-5.85	15.39	0.035	7.00	Pass
	HCH	QPSK	RB1#0	23.16	-3.7	-5.85	17.31	0.054	7.00	Pass
			RB1#13	23.18	-3.7	-5.85	17.33	0.054	7.00	Pass
			RB1#24	23.16	-3.7	-5.85	17.31	0.054	7.00	Pass
			RB12#0	22.17	-3.7	-5.85	16.32	0.043	7.00	Pass
			RB12#6	22.11	-3.7	-5.85	16.26	0.042	7.00	Pass
			RB12#13	22.14	-3.7	-5.85	16.29	0.043	7.00	Pass
			RB25#0	22.18	-3.7	-5.85	16.33	0.043	7.00	Pass

Test BW	Test Channel	Test Mode	Test RB (Size#Offset)	Conducted Output AV Power (dBm)	Antenna Gain (dBi)	Antenna Gain (dBd)	ERP (dBm)	ERP (W)	Limit (W)	Verdict
LTE BAND5										
		16-QAM	RB1#0	22.27	-3.7	-5.85	16.42	0.044	7.00	Pass
			RB1#13	22.24	-3.7	-5.85	16.39	0.044	7.00	Pass
			RB1#24	22.24	-3.7	-5.85	16.39	0.044	7.00	Pass
			RB12#0	21.21	-3.7	-5.85	15.36	0.034	7.00	Pass
			RB12#6	21.18	-3.7	-5.85	15.33	0.034	7.00	Pass
			RB12#13	21.15	-3.7	-5.85	15.30	0.034	7.00	Pass
			RB25#0	21.14	-3.7	-5.85	15.29	0.034	7.00	Pass
10 MHz	LCH	QPSK	RB1#0	23.17	-3.7	-5.85	17.32	0.054	7.00	Pass
			RB1#25	23.23	-3.7	-5.85	17.38	0.055	7.00	Pass
			RB1#49	23.1	-3.7	-5.85	17.25	0.053	7.00	Pass
			RB25#0	22.2	-3.7	-5.85	16.35	0.043	7.00	Pass
			RB25#13	22.13	-3.7	-5.85	16.28	0.042	7.00	Pass
			RB25#25	22.1	-3.7	-5.85	16.25	0.042	7.00	Pass
			RB50#0	22.21	-3.7	-5.85	16.36	0.043	7.00	Pass
		16-QAM	RB1#0	22.13	-3.7	-5.85	16.28	0.042	7.00	Pass
			RB1#25	22.14	-3.7	-5.85	16.29	0.043	7.00	Pass
			RB1#49	22.08	-3.7	-5.85	16.23	0.042	7.00	Pass
			RB25#0	21.24	-3.7	-5.85	15.39	0.035	7.00	Pass
			RB25#13	21.18	-3.7	-5.85	15.33	0.034	7.00	Pass
			RB25#25	21.13	-3.7	-5.85	15.28	0.034	7.00	Pass
			RB50#0	21.16	-3.7	-5.85	15.31	0.034	7.00	Pass
	MCH	QPSK	RB1#0	23.18	-3.7	-5.85	17.33	0.054	7.00	Pass
			RB1#25	23.15	-3.7	-5.85	17.30	0.054	7.00	Pass
			RB1#49	23.12	-3.7	-5.85	17.27	0.053	7.00	Pass
			RB25#0	22.18	-3.7	-5.85	16.33	0.043	7.00	Pass
			RB25#13	22.16	-3.7	-5.85	16.31	0.043	7.00	Pass
			RB25#25	22.19	-3.7	-5.85	16.34	0.043	7.00	Pass
			RB50#0	22.24	-3.7	-5.85	16.39	0.044	7.00	Pass
		16-QAM	RB1#0	22.55	-3.7	-5.85	16.70	0.047	7.00	Pass
			RB1#25	22.53	-3.7	-5.85	16.68	0.047	7.00	Pass
			RB1#49	22.46	-3.7	-5.85	16.61	0.046	7.00	Pass
			RB25#0	21.22	-3.7	-5.85	15.37	0.034	7.00	Pass
			RB25#13	21.23	-3.7	-5.85	15.38	0.035	7.00	Pass
			RB25#25	21.24	-3.7	-5.85	15.39	0.035	7.00	Pass
			RB50#0	21.25	-3.7	-5.85	15.40	0.035	7.00	Pass
	HCH	QPSK	RB1#0	23.17	-3.7	-5.85	17.32	0.054	7.00	Pass
			RB1#25	23.13	-3.7	-5.85	17.28	0.053	7.00	Pass
			RB1#49	23.11	-3.7	-5.85	17.26	0.053	7.00	Pass
			RB25#0	22.18	-3.7	-5.85	16.33	0.043	7.00	Pass
			RB25#13	22.15	-3.7	-5.85	16.30	0.043	7.00	Pass

Test BW	Test Channel	Test Mode	Test RB (Size#Offset)	Conducted Output AV Power (dBm)	Antenna Gain (dBi)	Antenna Gain (dBd)	ERP (dBm)	ERP (W)	Limit (W)	Verdict
LTE BAND5										
			RB25#25	22.12	-3.7	-5.85	16.27	0.042	7.00	Pass
			RB50#0	22.19	-3.7	-5.85	16.34	0.043	7.00	Pass
		16-QAM	RB1#0	22.16	-3.7	-5.85	16.31	0.043	7.00	Pass
			RB1#25	22.1	-3.7	-5.85	16.25	0.042	7.00	Pass
			RB1#49	22.11	-3.7	-5.85	16.26	0.042	7.00	Pass
			RB25#0	21.29	-3.7	-5.85	15.44	0.035	7.00	Pass
			RB25#13	21.26	-3.7	-5.85	15.41	0.035	7.00	Pass
			RB25#25	21.2	-3.7	-5.85	15.35	0.034	7.00	Pass
			RB50#0	21.2	-3.7	-5.85	15.35	0.034	7.00	Pass

Test BW	Test Channel	Test Mode	Test RB (Size#Offset)	Conducted Output AV Power (dBm)	Antenna Gain (dBi)	EIRP (dBm)	EIRP (W)	Limit (W)	Verdict
LTE BAND7									
5 MHz	LCH	QPSK	RB1#0	22.2	-0.5	21.70	0.148	2.00	Pass
			RB1#13	22.25	-0.5	21.75	0.150	2.00	Pass
			RB1#24	22.25	-0.5	21.75	0.150	2.00	Pass
			RB12#0	21.07	-0.5	20.57	0.114	2.00	Pass
			RB12#6	21.07	-0.5	20.57	0.114	2.00	Pass
			RB12#13	21.12	-0.5	20.62	0.115	2.00	Pass
			RB25#0	21.05	-0.5	20.55	0.114	2.00	Pass
		16-QAM	RB1#0	21.3	-0.5	20.80	0.120	2.00	Pass
			RB1#13	21.33	-0.5	20.83	0.121	2.00	Pass
			RB1#24	21.36	-0.5	20.86	0.122	2.00	Pass
			RB12#0	20.07	-0.5	19.57	0.091	2.00	Pass
			RB12#6	20.1	-0.5	19.60	0.091	2.00	Pass
			RB12#13	20.16	-0.5	19.66	0.092	2.00	Pass
			RB25#0	20.11	-0.5	19.61	0.091	2.00	Pass
	MCH	QPSK	RB1#0	22.04	-0.5	21.54	0.143	2.00	Pass
			RB1#13	22.01	-0.5	21.51	0.142	2.00	Pass
			RB1#24	21.99	-0.5	21.49	0.141	2.00	Pass
			RB12#0	21.01	-0.5	20.51	0.112	2.00	Pass
			RB12#6	20.97	-0.5	20.47	0.111	2.00	Pass
			RB12#13	20.94	-0.5	20.44	0.111	2.00	Pass
			RB25#0	21	-0.5	20.50	0.112	2.00	Pass
		16-QAM	RB1#0	21.58	-0.5	21.08	0.128	2.00	Pass
			RB1#13	21.58	-0.5	21.08	0.128	2.00	Pass
			RB1#24	21.57	-0.5	21.07	0.128	2.00	Pass
			RB12#0	20.17	-0.5	19.67	0.093	2.00	Pass
			RB12#6	20.1	-0.5	19.60	0.091	2.00	Pass
			RB12#13	20.05	-0.5	19.55	0.090	2.00	Pass
			RB25#0	20.06	-0.5	19.56	0.090	2.00	Pass
	HCH	QPSK	RB1#0	22.07	-0.5	21.57	0.144	2.00	Pass
			RB1#13	22.07	-0.5	21.57	0.144	2.00	Pass
			RB1#24	22.09	-0.5	21.59	0.144	2.00	Pass
			RB12#0	21.12	-0.5	20.62	0.115	2.00	Pass
			RB12#6	21.04	-0.5	20.54	0.113	2.00	Pass
			RB12#13	21	-0.5	20.50	0.112	2.00	Pass
			RB25#0	21.03	-0.5	20.53	0.113	2.00	Pass
		16-QAM	RB1#0	21.08	-0.5	20.58	0.114	2.00	Pass
			RB1#13	21.04	-0.5	20.54	0.113	2.00	Pass
			RB1#24	21.05	-0.5	20.55	0.114	2.00	Pass
			RB12#0	20.19	-0.5	19.69	0.093	2.00	Pass

Test BW	Test Channel	Test Mode	Test RB (Size#Offset)	Conducted Output AV Power (dBm)	Antenna Gain (dBi)	EIRP (dBm)	EIRP (W)	Limit (W)	Verdict
LTE BAND7									
			RB12#6	20.1	-0.5	19.60	0.091	2.00	Pass
			RB12#13	20.06	-0.5	19.56	0.090	2.00	Pass
			RB25#0	20.03	-0.5	19.53	0.090	2.00	Pass
10 MHz	LCH	QPSK	RB1#0	22.07	-0.5	21.57	0.144	2.00	Pass
			RB1#25	22.13	-0.5	21.63	0.146	2.00	Pass
			RB1#49	22.03	-0.5	21.53	0.142	2.00	Pass
			RB25#0	21	-0.5	20.50	0.112	2.00	Pass
			RB25#13	21.1	-0.5	20.60	0.115	2.00	Pass
			RB25#25	21.07	-0.5	20.57	0.114	2.00	Pass
			RB50#0	21.07	-0.5	20.57	0.114	2.00	Pass
		16-QAM	RB1#0	20.99	-0.5	20.49	0.112	2.00	Pass
			RB1#25	21.05	-0.5	20.55	0.114	2.00	Pass
			RB1#49	20.92	-0.5	20.42	0.110	2.00	Pass
			RB25#0	20.01	-0.5	19.51	0.089	2.00	Pass
			RB25#13	20.12	-0.5	19.62	0.092	2.00	Pass
			RB25#25	20.1	-0.5	19.60	0.091	2.00	Pass
			RB50#0	20.06	-0.5	19.56	0.090	2.00	Pass
	MCH	QPSK	RB1#0	22.05	-0.5	21.55	0.143	2.00	Pass
			RB1#25	22	-0.5	21.50	0.141	2.00	Pass
			RB1#49	21.91	-0.5	21.41	0.138	2.00	Pass
			RB25#0	20.97	-0.5	20.47	0.111	2.00	Pass
			RB25#13	20.97	-0.5	20.47	0.111	2.00	Pass
			RB25#25	20.96	-0.5	20.46	0.111	2.00	Pass
			RB50#0	21.02	-0.5	20.52	0.113	2.00	Pass
		16-QAM	RB1#0	21.42	-0.5	20.92	0.124	2.00	Pass
			RB1#25	21.38	-0.5	20.88	0.122	2.00	Pass
			RB1#49	21.28	-0.5	20.78	0.120	2.00	Pass
			RB25#0	20.04	-0.5	19.54	0.090	2.00	Pass
			RB25#13	20.05	-0.5	19.55	0.090	2.00	Pass
			RB25#25	20	-0.5	19.50	0.089	2.00	Pass
			RB50#0	19.99	-0.5	19.49	0.089	2.00	Pass
	HCH	QPSK	RB1#0	21.99	-0.5	21.49	0.141	2.00	Pass
			RB1#25	22.02	-0.5	21.52	0.142	2.00	Pass
			RB1#49	22	-0.5	21.50	0.141	2.00	Pass
			RB25#0	21.07	-0.5	20.57	0.114	2.00	Pass
			RB25#13	21.03	-0.5	20.53	0.113	2.00	Pass
			RB25#25	20.95	-0.5	20.45	0.111	2.00	Pass
			RB50#0	21.01	-0.5	20.51	0.112	2.00	Pass
		16-QAM	RB1#0	21.02	-0.5	20.52	0.113	2.00	Pass
			RB1#25	21.04	-0.5	20.54	0.113	2.00	Pass

Test BW	Test Channel	Test Mode	Test RB (Size#Offset)	Conducted Output AV Power (dBm)	Antenna Gain (dBi)	EIRP (dBm)	EIRP (W)	Limit (W)	Verdict
LTE BAND7									
			RB1#49	20.99	-0.5	20.49	0.112	2.00	Pass
			RB25#0	20.16	-0.5	19.66	0.092	2.00	Pass
			RB25#13	20.12	-0.5	19.62	0.092	2.00	Pass
			RB25#25	20.03	-0.5	19.53	0.090	2.00	Pass
			RB50#0	20.04	-0.5	19.54	0.090	2.00	Pass
15 MHz	LCH	QPSK	RB1#0	22.03	-0.5	21.53	0.142	2.00	Pass
			RB1#38	22.08	-0.5	21.58	0.144	2.00	Pass
			RB1#74	21.94	-0.5	21.44	0.139	2.00	Pass
			RB36#0	20.96	-0.5	20.46	0.111	2.00	Pass
			RB36#19	21	-0.5	20.50	0.112	2.00	Pass
			RB36#39	20.95	-0.5	20.45	0.111	2.00	Pass
			RB75#0	20.98	-0.5	20.48	0.112	2.00	Pass
		16-QAM	RB1#0	20.95	-0.5	20.45	0.111	2.00	Pass
			RB1#38	20.95	-0.5	20.45	0.111	2.00	Pass
			RB1#74	20.91	-0.5	20.41	0.110	2.00	Pass
			RB36#0	19.98	-0.5	19.48	0.089	2.00	Pass
			RB36#19	20.02	-0.5	19.52	0.090	2.00	Pass
			RB36#39	19.98	-0.5	19.48	0.089	2.00	Pass
			RB75#0	19.96	-0.5	19.46	0.088	2.00	Pass
	MCH	QPSK	RB1#0	22.04	-0.5	21.54	0.143	2.00	Pass
			RB1#38	21.98	-0.5	21.48	0.141	2.00	Pass
			RB1#74	21.82	-0.5	21.32	0.136	2.00	Pass
			RB36#0	20.97	-0.5	20.47	0.111	2.00	Pass
			RB36#19	20.97	-0.5	20.47	0.111	2.00	Pass
			RB36#39	20.93	-0.5	20.43	0.110	2.00	Pass
			RB75#0	20.96	-0.5	20.46	0.111	2.00	Pass
		16-QAM	RB1#0	21.43	-0.5	20.93	0.124	2.00	Pass
			RB1#38	21.38	-0.5	20.88	0.122	2.00	Pass
			RB1#74	21.17	-0.5	20.67	0.117	2.00	Pass
			RB36#0	20.03	-0.5	19.53	0.090	2.00	Pass
			RB36#19	20.1	-0.5	19.60	0.091	2.00	Pass
			RB36#39	20	-0.5	19.50	0.089	2.00	Pass
			RB75#0	19.97	-0.5	19.47	0.089	2.00	Pass
	HCH	QPSK	RB1#0	21.9	-0.5	21.40	0.138	2.00	Pass
			RB1#38	21.97	-0.5	21.47	0.140	2.00	Pass
			RB1#74	21.88	-0.5	21.38	0.137	2.00	Pass
			RB36#0	21.01	-0.5	20.51	0.112	2.00	Pass
			RB36#19	21.02	-0.5	20.52	0.113	2.00	Pass
			RB36#39	21	-0.5	20.50	0.112	2.00	Pass
			RB75#0	20.99	-0.5	20.49	0.112	2.00	Pass

Test BW	Test Channel	Test Mode	Test RB (Size#Offset)	Conducted Output AV Power (dBm)	Antenna Gain (dBi)	EIRP (dBm)	EIRP (W)	Limit (W)	Verdict
LTE BAND7									
		16-QAM	RB1#0	21.36	-0.5	20.86	0.122	2.00	Pass
			RB1#38	21.39	-0.5	20.89	0.123	2.00	Pass
			RB1#74	21.26	-0.5	20.76	0.119	2.00	Pass
			RB36#0	19.99	-0.5	19.49	0.089	2.00	Pass
			RB36#19	20.02	-0.5	19.52	0.090	2.00	Pass
			RB36#39	19.95	-0.5	19.45	0.088	2.00	Pass
			RB75#0	19.98	-0.5	19.48	0.089	2.00	Pass
20 MHz	LCH	QPSK	RB1#0	22.05	-0.5	21.55	0.143	2.00	Pass
			RB1#50	22.06	-0.5	21.56	0.143	2.00	Pass
			RB1#99	22.02	-0.5	21.52	0.142	2.00	Pass
			RB50#0	20.97	-0.5	20.47	0.111	2.00	Pass
			RB50#25	21.08	-0.5	20.58	0.114	2.00	Pass
			RB50#50	20.93	-0.5	20.43	0.110	2.00	Pass
			RB100#0	20.92	-0.5	20.42	0.110	2.00	Pass
		16-QAM	RB1#0	21.59	-0.5	21.09	0.129	2.00	Pass
			RB1#50	21.59	-0.5	21.09	0.129	2.00	Pass
			RB1#99	21.49	-0.5	20.99	0.126	2.00	Pass
			RB50#0	19.95	-0.5	19.45	0.088	2.00	Pass
			RB50#25	20.08	-0.5	19.58	0.091	2.00	Pass
			RB50#50	19.93	-0.5	19.43	0.088	2.00	Pass
			RB100#0	19.96	-0.5	19.46	0.088	2.00	Pass
	MCH	QPSK	RB1#0	22.08	-0.5	21.58	0.144	2.00	Pass
			RB1#50	22.03	-0.5	21.53	0.142	2.00	Pass
			RB1#99	21.84	-0.5	21.34	0.136	2.00	Pass
			RB50#0	20.9	-0.5	20.40	0.110	2.00	Pass
			RB50#25	21.09	-0.5	20.59	0.115	2.00	Pass
			RB50#50	20.91	-0.5	20.41	0.110	2.00	Pass
			RB100#0	20.91	-0.5	20.41	0.110	2.00	Pass
		16-QAM	RB1#0	21.56	-0.5	21.06	0.128	2.00	Pass
			RB1#50	21.4	-0.5	20.90	0.123	2.00	Pass
			RB1#99	21.17	-0.5	20.67	0.117	2.00	Pass
			RB50#0	19.9	-0.5	19.40	0.087	2.00	Pass
			RB50#25	20.08	-0.5	19.58	0.091	2.00	Pass
			RB50#50	19.88	-0.5	19.38	0.087	2.00	Pass
			RB100#0	19.88	-0.5	19.38	0.087	2.00	Pass
	HCH	QPSK	RB1#0	21.87	-0.5	21.37	0.137	2.00	Pass
			RB1#50	21.96	-0.5	21.46	0.140	2.00	Pass
			RB1#99	21.87	-0.5	21.37	0.137	2.00	Pass
			RB50#0	21.02	-0.5	20.52	0.113	2.00	Pass
			RB50#25	21.05	-0.5	20.55	0.114	2.00	Pass

Test BW	Test Channel	Test Mode	Test RB (Size#Offset)	Conducted Output AV Power (dBm)	Antenna Gain (dBi)	EIRP (dBm)	EIRP (W)	Limit (W)	Verdict
LTE BAND7									
			RB50#50	20.92	-0.5	20.42	0.110	2.00	Pass
			RB100#0	20.93	-0.5	20.43	0.110	2.00	Pass
		16-QAM	RB1#0	21.33	-0.5	20.83	0.121	2.00	Pass
			RB1#50	21.42	-0.5	20.92	0.124	2.00	Pass
			RB1#99	21.34	-0.5	20.84	0.121	2.00	Pass
			RB50#0	19.95	-0.5	19.45	0.088	2.00	Pass
			RB50#25	19.98	-0.5	19.48	0.089	2.00	Pass
			RB50#50	19.9	-0.5	19.40	0.087	2.00	Pass
			RB100#0	19.93	-0.5	19.43	0.088	2.00	Pass

Test BW	Test Channel	Test Mode	Test RB (Size#Offset)	Conducted Output AV Power (dBm)	Antenna Gain (dBi)	Antenna Gain (dBd)	ERP (dBm)	ERP (W)	Limit (W)	Verdict
LTE BAND12										
1.4 MHz	LCH	QPSK	RB1#0	23.22	-4.5	-6.65	16.57	0.045	3.00	Pass
			RB1#3	23.23	-4.5	-6.65	16.58	0.045	3.00	Pass
			RB1#5	23.25	-4.5	-6.65	16.60	0.046	3.00	Pass
			RB3#0	23.28	-4.5	-6.65	16.63	0.046	3.00	Pass
			RB3#2	23.32	-4.5	-6.65	16.67	0.046	3.00	Pass
			RB3#3	23.29	-4.5	-6.65	16.64	0.046	3.00	Pass
			RB6#0	22.22	-4.5	-6.65	15.57	0.036	3.00	Pass
		16-QAM	RB1#0	22.37	-4.5	-6.65	15.72	0.037	3.00	Pass
			RB1#3	22.39	-4.5	-6.65	15.74	0.037	3.00	Pass
			RB1#5	22.37	-4.5	-6.65	15.72	0.037	3.00	Pass
			RB3#0	22.28	-4.5	-6.65	15.63	0.037	3.00	Pass
			RB3#2	22.32	-4.5	-6.65	15.67	0.037	3.00	Pass
			RB3#3	22.29	-4.5	-6.65	15.64	0.037	3.00	Pass
			RB6#0	21.32	-4.5	-6.65	14.67	0.029	3.00	Pass
	MCH	QPSK	RB1#0	23.14	-4.5	-6.65	16.49	0.045	3.00	Pass
			RB1#3	23.13	-4.5	-6.65	16.48	0.044	3.00	Pass
			RB1#5	23.17	-4.5	-6.65	16.52	0.045	3.00	Pass
			RB3#0	23.18	-4.5	-6.65	16.53	0.045	3.00	Pass
			RB3#2	23.14	-4.5	-6.65	16.49	0.045	3.00	Pass
			RB3#3	23.14	-4.5	-6.65	16.49	0.045	3.00	Pass
			RB6#0	22.21	-4.5	-6.65	15.56	0.036	3.00	Pass
		16-QAM	RB1#0	22.58	-4.5	-6.65	15.93	0.039	3.00	Pass
			RB1#3	22.53	-4.5	-6.65	15.88	0.039	3.00	Pass
			RB1#5	22.57	-4.5	-6.65	15.92	0.039	3.00	Pass
			RB3#0	22.39	-4.5	-6.65	15.74	0.037	3.00	Pass
			RB3#2	22.33	-4.5	-6.65	15.68	0.037	3.00	Pass
			RB3#3	22.32	-4.5	-6.65	15.67	0.037	3.00	Pass
			RB6#0	21.04	-4.5	-6.65	14.39	0.027	3.00	Pass
	HCH	QPSK	RB1#0	23.15	-4.5	-6.65	16.50	0.045	3.00	Pass
			RB1#3	23.14	-4.5	-6.65	16.49	0.045	3.00	Pass
			RB1#5	23.17	-4.5	-6.65	16.52	0.045	3.00	Pass
			RB3#0	23.18	-4.5	-6.65	16.53	0.045	3.00	Pass
			RB3#2	23.22	-4.5	-6.65	16.57	0.045	3.00	Pass
			RB3#3	23.2	-4.5	-6.65	16.55	0.045	3.00	Pass
			RB6#0	22.18	-4.5	-6.65	15.53	0.036	3.00	Pass
		16-QAM	RB1#0	22.25	-4.5	-6.65	15.60	0.036	3.00	Pass
			RB1#3	22.25	-4.5	-6.65	15.60	0.036	3.00	Pass
			RB1#5	22.24	-4.5	-6.65	15.59	0.036	3.00	Pass
			RB3#0	22.31	-4.5	-6.65	15.66	0.037	3.00	Pass

Test BW	Test Channel	Test Mode	Test RB (Size#Offset)	Conducted Output AV Power (dBm)	Antenna Gain (dBi)	Antenna Gain (dBd)	ERP (dBm)	ERP (W)	Limit (W)	Verdict
LTE BAND12										
			RB3#2	22.34	-4.5	-6.65	15.69	0.037	3.00	Pass
			RB3#3	22.3	-4.5	-6.65	15.65	0.037	3.00	Pass
			RB6#0	21.33	-4.5	-6.65	14.68	0.029	3.00	Pass
3 MHz	LCH	QPSK	RB1#0	23.21	-4.5	-6.65	16.56	0.045	3.00	Pass
			RB1#7	23.16	-4.5	-6.65	16.51	0.045	3.00	Pass
			RB1#14	23.15	-4.5	-6.65	16.50	0.045	3.00	Pass
			RB8#0	22.2	-4.5	-6.65	15.55	0.036	3.00	Pass
			RB8#4	22.21	-4.5	-6.65	15.56	0.036	3.00	Pass
			RB8#7	22.2	-4.5	-6.65	15.55	0.036	3.00	Pass
			RB15#0	22.22	-4.5	-6.65	15.57	0.036	3.00	Pass
		16-QAM	RB1#0	22.17	-4.5	-6.65	15.52	0.036	3.00	Pass
			RB1#7	22.18	-4.5	-6.65	15.53	0.036	3.00	Pass
			RB1#14	22.12	-4.5	-6.65	15.47	0.035	3.00	Pass
			RB8#0	21.3	-4.5	-6.65	14.65	0.029	3.00	Pass
			RB8#4	21.32	-4.5	-6.65	14.67	0.029	3.00	Pass
			RB8#7	21.33	-4.5	-6.65	14.68	0.029	3.00	Pass
			RB15#0	21.24	-4.5	-6.65	14.59	0.029	3.00	Pass
	MCH	QPSK	RB1#0	23.19	-4.5	-6.65	16.54	0.045	3.00	Pass
			RB1#7	23.17	-4.5	-6.65	16.52	0.045	3.00	Pass
			RB1#14	23.13	-4.5	-6.65	16.48	0.044	3.00	Pass
			RB8#0	22.15	-4.5	-6.65	15.50	0.035	3.00	Pass
			RB8#4	22.15	-4.5	-6.65	15.50	0.035	3.00	Pass
			RB8#7	22.17	-4.5	-6.65	15.52	0.036	3.00	Pass
			RB15#0	22.17	-4.5	-6.65	15.52	0.036	3.00	Pass
		16-QAM	RB1#0	22.56	-4.5	-6.65	15.91	0.039	3.00	Pass
			RB1#7	22.51	-4.5	-6.65	15.86	0.039	3.00	Pass
			RB1#14	22.56	-4.5	-6.65	15.91	0.039	3.00	Pass
			RB8#0	21.26	-4.5	-6.65	14.61	0.029	3.00	Pass
			RB8#4	21.26	-4.5	-6.65	14.61	0.029	3.00	Pass
			RB8#7	21.26	-4.5	-6.65	14.61	0.029	3.00	Pass
			RB15#0	21.2	-4.5	-6.65	14.55	0.029	3.00	Pass
	HCH	QPSK	RB1#0	23.18	-4.5	-6.65	16.53	0.045	3.00	Pass
			RB1#7	23.16	-4.5	-6.65	16.51	0.045	3.00	Pass
			RB1#14	23.18	-4.5	-6.65	16.53	0.045	3.00	Pass
			RB8#0	22.21	-4.5	-6.65	15.56	0.036	3.00	Pass
			RB8#4	22.16	-4.5	-6.65	15.51	0.036	3.00	Pass
			RB8#7	22.17	-4.5	-6.65	15.52	0.036	3.00	Pass
			RB15#0	22.15	-4.5	-6.65	15.50	0.035	3.00	Pass
		16-QAM	RB1#0	22.29	-4.5	-6.65	15.64	0.037	3.00	Pass
			RB1#7	22.23	-4.5	-6.65	15.58	0.036	3.00	Pass

Test BW	Test Channel	Test Mode	Test RB (Size#Offset)	Conducted Output AV Power (dBm)	Antenna Gain (dBi)	Antenna Gain (dBd)	ERP (dBm)	ERP (W)	Limit (W)	Verdict
LTE BAND12										
			RB1#14	22.22	-4.5	-6.65	15.57	0.036	3.00	Pass
			RB8#0	21.25	-4.5	-6.65	14.60	0.029	3.00	Pass
			RB8#4	21.19	-4.5	-6.65	14.54	0.028	3.00	Pass
			RB8#7	21.2	-4.5	-6.65	14.55	0.029	3.00	Pass
			RB15#0	21.15	-4.5	-6.65	14.50	0.028	3.00	Pass
5 MHz	LCH	QPSK	RB1#0	23.38	-4.5	-6.65	16.73	0.047	3.00	Pass
			RB1#13	23.34	-4.5	-6.65	16.69	0.047	3.00	Pass
			RB1#24	23.42	-4.5	-6.65	16.77	0.048	3.00	Pass
			RB12#0	22.26	-4.5	-6.65	15.61	0.036	3.00	Pass
			RB12#6	22.21	-4.5	-6.65	15.56	0.036	3.00	Pass
			RB12#13	22.26	-4.5	-6.65	15.61	0.036	3.00	Pass
			RB25#0	22.26	-4.5	-6.65	15.61	0.036	3.00	Pass
		16-QAM	RB1#0	22.45	-4.5	-6.65	15.80	0.038	3.00	Pass
			RB1#13	22.41	-4.5	-6.65	15.76	0.038	3.00	Pass
			RB1#24	22.51	-4.5	-6.65	15.86	0.039	3.00	Pass
			RB12#0	21.33	-4.5	-6.65	14.68	0.029	3.00	Pass
			RB12#6	21.31	-4.5	-6.65	14.66	0.029	3.00	Pass
			RB12#13	21.29	-4.5	-6.65	14.64	0.029	3.00	Pass
			RB25#0	21.3	-4.5	-6.65	14.65	0.029	3.00	Pass
	MCH	QPSK	RB1#0	23.28	-4.5	-6.65	16.63	0.046	3.00	Pass
			RB1#13	23.26	-4.5	-6.65	16.61	0.046	3.00	Pass
			RB1#24	23.26	-4.5	-6.65	16.61	0.046	3.00	Pass
			RB12#0	22.25	-4.5	-6.65	15.60	0.036	3.00	Pass
			RB12#6	22.21	-4.5	-6.65	15.56	0.036	3.00	Pass
			RB12#13	22.19	-4.5	-6.65	15.54	0.036	3.00	Pass
			RB25#0	22.24	-4.5	-6.65	15.59	0.036	3.00	Pass
		16-QAM	RB1#0	22.76	-4.5	-6.65	16.11	0.041	3.00	Pass
			RB1#13	22.73	-4.5	-6.65	16.08	0.041	3.00	Pass
			RB1#24	22.71	-4.5	-6.65	16.06	0.040	3.00	Pass
			RB12#0	21.36	-4.5	-6.65	14.71	0.030	3.00	Pass
			RB12#6	21.29	-4.5	-6.65	14.64	0.029	3.00	Pass
			RB12#13	21.32	-4.5	-6.65	14.67	0.029	3.00	Pass
			RB25#0	21.3	-4.5	-6.65	14.65	0.029	3.00	Pass
	HCH	QPSK	RB1#0	23.25	-4.5	-6.65	16.60	0.046	3.00	Pass
			RB1#13	23.19	-4.5	-6.65	16.54	0.045	3.00	Pass
			RB1#24	23.21	-4.5	-6.65	16.56	0.045	3.00	Pass
			RB12#0	22.26	-4.5	-6.65	15.61	0.036	3.00	Pass
			RB12#6	22.17	-4.5	-6.65	15.52	0.036	3.00	Pass
			RB12#13	22.11	-4.5	-6.65	15.46	0.035	3.00	Pass
			RB25#0	22.17	-4.5	-6.65	15.52	0.036	3.00	Pass

Test BW	Test Channel	Test Mode	Test RB (Size#Offset)	Conducted Output AV Power (dBm)	Antenna Gain (dBi)	Antenna Gain (dBd)	ERP (dBm)	ERP (W)	Limit (W)	Verdict
LTE BAND12										
		16-QAM	RB1#0	22.33	-4.5	-6.65	15.68	0.037	3.00	Pass
			RB1#13	22.29	-4.5	-6.65	15.64	0.037	3.00	Pass
			RB1#24	22.31	-4.5	-6.65	15.66	0.037	3.00	Pass
			RB12#0	21.28	-4.5	-6.65	14.63	0.029	3.00	Pass
			RB12#6	21.25	-4.5	-6.65	14.60	0.029	3.00	Pass
			RB12#13	21.13	-4.5	-6.65	14.48	0.028	3.00	Pass
			RB25#0	21.12	-4.5	-6.65	14.47	0.028	3.00	Pass
10 MHz	LCH	QPSK	RB1#0	23.29	-4.5	-6.65	16.64	0.046	3.00	Pass
			RB1#25	23.23	-4.5	-6.65	16.58	0.045	3.00	Pass
			RB1#49	23.19	-4.5	-6.65	16.54	0.045	3.00	Pass
			RB25#0	22.23	-4.5	-6.65	15.58	0.036	3.00	Pass
			RB25#13	22.25	-4.5	-6.65	15.60	0.036	3.00	Pass
			RB25#25	22.23	-4.5	-6.65	15.58	0.036	3.00	Pass
			RB50#0	22.25	-4.5	-6.65	15.60	0.036	3.00	Pass
		16-QAM	RB1#0	22.23	-4.5	-6.65	15.58	0.036	3.00	Pass
			RB1#25	22.2	-4.5	-6.65	15.55	0.036	3.00	Pass
			RB1#49	22.15	-4.5	-6.65	15.50	0.035	3.00	Pass
			RB25#0	21.26	-4.5	-6.65	14.61	0.029	3.00	Pass
			RB25#13	21.26	-4.5	-6.65	14.61	0.029	3.00	Pass
			RB25#25	21.26	-4.5	-6.65	14.61	0.029	3.00	Pass
			RB50#0	21.21	-4.5	-6.65	14.56	0.029	3.00	Pass
	MCH	QPSK	RB1#0	23.23	-4.5	-6.65	16.58	0.045	3.00	Pass
			RB1#25	23.21	-4.5	-6.65	16.56	0.045	3.00	Pass
			RB1#49	23.17	-4.5	-6.65	16.52	0.045	3.00	Pass
			RB25#0	22.22	-4.5	-6.65	15.57	0.036	3.00	Pass
			RB25#13	22.24	-4.5	-6.65	15.59	0.036	3.00	Pass
			RB25#25	22.21	-4.5	-6.65	15.56	0.036	3.00	Pass
			RB50#0	22.22	-4.5	-6.65	15.57	0.036	3.00	Pass
		16-QAM	RB1#0	22.61	-4.5	-6.65	15.96	0.039	3.00	Pass
			RB1#25	22.57	-4.5	-6.65	15.92	0.039	3.00	Pass
			RB1#49	22.58	-4.5	-6.65	15.93	0.039	3.00	Pass
			RB25#0	21.28	-4.5	-6.65	14.63	0.029	3.00	Pass
			RB25#13	21.28	-4.5	-6.65	14.63	0.029	3.00	Pass
			RB25#25	21.23	-4.5	-6.65	14.58	0.029	3.00	Pass
			RB50#0	21.22	-4.5	-6.65	14.57	0.029	3.00	Pass
	HCH	QPSK	RB1#0	23.23	-4.5	-6.65	16.58	0.045	3.00	Pass
			RB1#25	23.22	-4.5	-6.65	16.57	0.045	3.00	Pass
			RB1#49	23.22	-4.5	-6.65	16.57	0.045	3.00	Pass
			RB25#0	22.24	-4.5	-6.65	15.59	0.036	3.00	Pass
			RB25#13	22.22	-4.5	-6.65	15.57	0.036	3.00	Pass

Test BW	Test Channel	Test Mode	Test RB (Size#Offset)	Conducted Output AV Power (dBm)	Antenna Gain (dBi)	Antenna Gain (dBd)	ERP (dBm)	ERP (W)	Limit (W)	Verdict
LTE BAND12										
			RB25#25	22.18	-4.5	-6.65	15.53	0.036	3.00	Pass
			RB50#0	22.25	-4.5	-6.65	15.60	0.036	3.00	Pass
		16-QAM	RB1#0	22.27	-4.5	-6.65	15.62	0.036	3.00	Pass
			RB1#25	22.26	-4.5	-6.65	15.61	0.036	3.00	Pass
			RB1#49	22.22	-4.5	-6.65	15.57	0.036	3.00	Pass
			RB25#0	21.35	-4.5	-6.65	14.70	0.030	3.00	Pass
			RB25#13	21.3	-4.5	-6.65	14.65	0.029	3.00	Pass
			RB25#25	21.27	-4.5	-6.65	14.62	0.029	3.00	Pass
			RB50#0	21.25	-4.5	-6.65	14.60	0.029	3.00	Pass

Test BW	Test Channel	Test Mode	Test RB (Size#Offset)	Conducted Output AV Power (dBm)	Antenna Gain (dBi)	Antenna Gain (dBd)	ERP (dBm)	ERP (W)	Limit (W)	Verdict
LTE BAND17										
5 MHz	LCH	QPSK	RB1#0	23.35	-4.5	-6.65	16.70	0.047	3.00	Pass
			RB1#13	23.42	-4.5	-6.65	16.77	0.048	3.00	Pass
			RB1#24	23.47	-4.5	-6.65	16.82	0.048	3.00	Pass
			RB12#0	22.25	-4.5	-6.65	15.60	0.036	3.00	Pass
			RB12#6	22.25	-4.5	-6.65	15.60	0.036	3.00	Pass
			RB12#13	22.22	-4.5	-6.65	15.57	0.036	3.00	Pass
			RB25#0	22.25	-4.5	-6.65	15.60	0.036	3.00	Pass
		16-QAM	RB1#0	22.47	-4.5	-6.65	15.82	0.038	3.00	Pass
			RB1#13	22.52	-4.5	-6.65	15.87	0.039	3.00	Pass
			RB1#24	22.52	-4.5	-6.65	15.87	0.039	3.00	Pass
			RB12#0	21.32	-4.5	-6.65	14.67	0.029	3.00	Pass
			RB12#6	21.33	-4.5	-6.65	14.68	0.029	3.00	Pass
			RB12#13	21.31	-4.5	-6.65	14.66	0.029	3.00	Pass
			RB25#0	21.27	-4.5	-6.65	14.62	0.029	3.00	Pass
	MCH	QPSK	RB1#0	23.31	-4.5	-6.65	16.66	0.046	3.00	Pass
			RB1#13	23.29	-4.5	-6.65	16.64	0.046	3.00	Pass
			RB1#24	23.25	-4.5	-6.65	16.60	0.046	3.00	Pass
			RB12#0	22.23	-4.5	-6.65	15.58	0.036	3.00	Pass
			RB12#6	22.2	-4.5	-6.65	15.55	0.036	3.00	Pass
			RB12#13	22.15	-4.5	-6.65	15.50	0.035	3.00	Pass
			RB25#0	22.23	-4.5	-6.65	15.58	0.036	3.00	Pass
		16-QAM	RB1#0	22.81	-4.5	-6.65	16.16	0.041	3.00	Pass
			RB1#13	22.76	-4.5	-6.65	16.11	0.041	3.00	Pass
			RB1#24	22.76	-4.5	-6.65	16.11	0.041	3.00	Pass
			RB12#0	21.33	-4.5	-6.65	14.68	0.029	3.00	Pass
			RB12#6	21.33	-4.5	-6.65	14.68	0.029	3.00	Pass
			RB12#13	21.27	-4.5	-6.65	14.62	0.029	3.00	Pass
			RB25#0	21.23	-4.5	-6.65	14.58	0.029	3.00	Pass
	HCH	QPSK	RB1#0	23.28	-4.5	-6.65	16.63	0.046	3.00	Pass
			RB1#13	23.28	-4.5	-6.65	16.63	0.046	3.00	Pass
			RB1#24	23.32	-4.5	-6.65	16.67	0.046	3.00	Pass
			RB12#0	22.27	-4.5	-6.65	15.62	0.036	3.00	Pass
			RB12#6	22.2	-4.5	-6.65	15.55	0.036	3.00	Pass
			RB12#13	22.19	-4.5	-6.65	15.54	0.036	3.00	Pass
			RB25#0	22.21	-4.5	-6.65	15.56	0.036	3.00	Pass
		16-QAM	RB1#0	22.37	-4.5	-6.65	15.72	0.037	3.00	Pass
			RB1#13	22.29	-4.5	-6.65	15.64	0.037	3.00	Pass
			RB1#24	22.36	-4.5	-6.65	15.71	0.037	3.00	Pass
			RB12#0	21.35	-4.5	-6.65	14.70	0.030	3.00	Pass

Test BW	Test Channel	Test Mode	Test RB (Size#Offset)	Conducted Output AV Power (dBm)	Antenna Gain (dBi)	Antenna Gain (dBd)	ERP (dBm)	ERP (W)	Limit (W)	Verdict
LTE BAND17										
			RB12#6	21.29	-4.5	-6.65	14.64	0.029	3.00	Pass
			RB12#13	21.2	-4.5	-6.65	14.55	0.029	3.00	Pass
			RB25#0	21.17	-4.5	-6.65	14.52	0.028	3.00	Pass
10 MHz	LCH	QPSK	RB1#0	23.24	-4.5	-6.65	16.59	0.046	3.00	Pass
			RB1#25	23.28	-4.5	-6.65	16.63	0.046	3.00	Pass
			RB1#49	23.18	-4.5	-6.65	16.53	0.045	3.00	Pass
			RB25#0	22.26	-4.5	-6.65	15.61	0.036	3.00	Pass
			RB25#13	22.24	-4.5	-6.65	15.59	0.036	3.00	Pass
			RB25#25	22.19	-4.5	-6.65	15.54	0.036	3.00	Pass
			RB50#0	22.28	-4.5	-6.65	15.63	0.037	3.00	Pass
		16-QAM	RB1#0	22.18	-4.5	-6.65	15.53	0.036	3.00	Pass
			RB1#25	22.2	-4.5	-6.65	15.55	0.036	3.00	Pass
			RB1#49	22.12	-4.5	-6.65	15.47	0.035	3.00	Pass
			RB25#0	21.29	-4.5	-6.65	14.64	0.029	3.00	Pass
			RB25#13	21.28	-4.5	-6.65	14.63	0.029	3.00	Pass
			RB25#25	21.21	-4.5	-6.65	14.56	0.029	3.00	Pass
			RB50#0	21.25	-4.5	-6.65	14.60	0.029	3.00	Pass
	MCH	QPSK	RB1#0	23.27	-4.5	-6.65	16.62	0.046	3.00	Pass
			RB1#25	23.27	-4.5	-6.65	16.62	0.046	3.00	Pass
			RB1#49	23.18	-4.5	-6.65	16.53	0.045	3.00	Pass
			RB25#0	22.25	-4.5	-6.65	15.60	0.036	3.00	Pass
			RB25#13	22.22	-4.5	-6.65	15.57	0.036	3.00	Pass
			RB25#25	22.18	-4.5	-6.65	15.53	0.036	3.00	Pass
			RB50#0	22.26	-4.5	-6.65	15.61	0.036	3.00	Pass
		16-QAM	RB1#0	22.63	-4.5	-6.65	15.98	0.040	3.00	Pass
			RB1#25	22.62	-4.5	-6.65	15.97	0.040	3.00	Pass
			RB1#49	22.57	-4.5	-6.65	15.92	0.039	3.00	Pass
			RB25#0	21.33	-4.5	-6.65	14.68	0.029	3.00	Pass
			RB25#13	21.26	-4.5	-6.65	14.61	0.029	3.00	Pass
			RB25#25	21.23	-4.5	-6.65	14.58	0.029	3.00	Pass
			RB50#0	21.25	-4.5	-6.65	14.60	0.029	3.00	Pass
	HCH	QPSK	RB1#0	23.3	-4.5	-6.65	16.65	0.046	3.00	Pass
			RB1#25	23.25	-4.5	-6.65	16.60	0.046	3.00	Pass
			RB1#49	23.25	-4.5	-6.65	16.60	0.046	3.00	Pass
			RB25#0	22.27	-4.5	-6.65	15.62	0.036	3.00	Pass
			RB25#13	22.24	-4.5	-6.65	15.59	0.036	3.00	Pass
			RB25#25	22.23	-4.5	-6.65	15.58	0.036	3.00	Pass
			RB50#0	22.28	-4.5	-6.65	15.63	0.037	3.00	Pass
		16-QAM	RB1#0	22.33	-4.5	-6.65	15.68	0.037	3.00	Pass
			RB1#25	22.31	-4.5	-6.65	15.66	0.037	3.00	Pass

Test BW	Test Channel	Test Mode	Test RB (Size#Offset)	Conducted Output AV Power (dBm)	Antenna Gain (dBi)	Antenna Gain (dBd)	ERP (dBm)	ERP (W)	Limit (W)	Verdict
LTE BAND17										
			RB1#49	22.28	-4.5	-6.65	15.63	0.037	3.00	Pass
			RB25#0	21.39	-4.5	-6.65	14.74	0.030	3.00	Pass
			RB25#13	21.31	-4.5	-6.65	14.66	0.029	3.00	Pass
			RB25#25	21.28	-4.5	-6.65	14.63	0.029	3.00	Pass
			RB50#0	21.28	-4.5	-6.65	14.63	0.029	3.00	Pass

Test BW	Test Channel	Test Mode	Test RB (Size#Offset)	Conducted Output AV Power (dBm)	Antenna Gain (dBi)	Antenna Gain (dBd)	ERP (dBm)	ERP (W)	Limit (W)	Verdict
LTE BAND26 (Part22)										
1.4 MHz	LCH	QPSK	RB1#0	23.2	-3.7	-5.85	17.35	0.054	7.00	Pass
			RB1#3	23.19	-3.7	-5.85	17.34	0.054	7.00	Pass
			RB1#5	23.16	-3.7	-5.85	17.31	0.054	7.00	Pass
			RB3#0	23.27	-3.7	-5.85	17.42	0.055	7.00	Pass
			RB3#2	23.26	-3.7	-5.85	17.41	0.055	7.00	Pass
			RB3#3	23.23	-3.7	-5.85	17.38	0.055	7.00	Pass
			RB6#0	22.25	-3.7	-5.85	16.40	0.044	7.00	Pass
		16-QAM	RB1#0	22.36	-3.7	-5.85	16.51	0.045	7.00	Pass
			RB1#3	22.36	-3.7	-5.85	16.51	0.045	7.00	Pass
			RB1#5	22.35	-3.7	-5.85	16.50	0.045	7.00	Pass
			RB3#0	22.29	-3.7	-5.85	16.44	0.044	7.00	Pass
			RB3#2	22.28	-3.7	-5.85	16.43	0.044	7.00	Pass
			RB3#3	22.28	-3.7	-5.85	16.43	0.044	7.00	Pass
			RB6#0	21.35	-3.7	-5.85	15.50	0.035	7.00	Pass
	MCH	QPSK	RB1#0	23.2	-3.7	-5.85	17.35	0.054	7.00	Pass
			RB1#3	23.2	-3.7	-5.85	17.35	0.054	7.00	Pass
			RB1#5	23.2	-3.7	-5.85	17.35	0.054	7.00	Pass
			RB3#0	23.23	-3.7	-5.85	17.38	0.055	7.00	Pass
			RB3#2	23.25	-3.7	-5.85	17.40	0.055	7.00	Pass
			RB3#3	23.22	-3.7	-5.85	17.37	0.055	7.00	Pass
			RB6#0	22.24	-3.7	-5.85	16.39	0.044	7.00	Pass
		16-QAM	RB1#0	22.6	-3.7	-5.85	16.75	0.047	7.00	Pass
			RB1#3	22.6	-3.7	-5.85	16.75	0.047	7.00	Pass
			RB1#5	22.58	-3.7	-5.85	16.73	0.047	7.00	Pass
			RB3#0	22.44	-3.7	-5.85	16.59	0.046	7.00	Pass
			RB3#2	22.38	-3.7	-5.85	16.53	0.045	7.00	Pass
			RB3#3	22.38	-3.7	-5.85	16.53	0.045	7.00	Pass
			RB6#0	21.14	-3.7	-5.85	15.29	0.034	7.00	Pass
	HCH	QPSK	RB1#0	23.14	-3.7	-5.85	17.29	0.054	7.00	Pass
			RB1#3	23.21	-3.7	-5.85	17.36	0.054	7.00	Pass
			RB1#5	23.2	-3.7	-5.85	17.35	0.054	7.00	Pass
			RB3#0	23.24	-3.7	-5.85	17.39	0.055	7.00	Pass
			RB3#2	23.28	-3.7	-5.85	17.43	0.055	7.00	Pass
			RB3#3	23.27	-3.7	-5.85	17.42	0.055	7.00	Pass
			RB6#0	22.22	-3.7	-5.85	16.37	0.043	7.00	Pass
		16-QAM	RB1#0	22.22	-3.7	-5.85	16.37	0.043	7.00	Pass
			RB1#3	22.22	-3.7	-5.85	16.37	0.043	7.00	Pass
			RB1#5	22.27	-3.7	-5.85	16.42	0.044	7.00	Pass
			RB3#0	22.4	-3.7	-5.85	16.55	0.045	7.00	Pass

Test BW	Test Channel	Test Mode	Test RB (Size#Offset)	Conducted Output AV Power (dBm)	Antenna Gain (dBi)	Antenna Gain (dBd)	ERP (dBm)	ERP (W)	Limit (W)	Verdict
LTE BAND26 (Part22)										
			RB3#2	22.36	-3.7	-5.85	16.51	0.045	7.00	Pass
			RB3#3	22.38	-3.7	-5.85	16.53	0.045	7.00	Pass
			RB6#0	21.37	-3.7	-5.85	15.52	0.036	7.00	Pass
3 MHz	LCH	QPSK	RB1#0	23.19	-3.7	-5.85	17.34	0.054	7.00	Pass
			RB1#7	23.16	-3.7	-5.85	17.31	0.054	7.00	Pass
			RB1#14	23.18	-3.7	-5.85	17.33	0.054	7.00	Pass
			RB8#0	22.17	-3.7	-5.85	16.32	0.043	7.00	Pass
			RB8#4	22.2	-3.7	-5.85	16.35	0.043	7.00	Pass
			RB8#7	22.19	-3.7	-5.85	16.34	0.043	7.00	Pass
			RB15#0	22.18	-3.7	-5.85	16.33	0.043	7.00	Pass
		16-QAM	RB1#0	22.19	-3.7	-5.85	16.34	0.043	7.00	Pass
			RB1#7	22.16	-3.7	-5.85	16.31	0.043	7.00	Pass
			RB1#14	22.13	-3.7	-5.85	16.28	0.042	7.00	Pass
			RB8#0	21.34	-3.7	-5.85	15.49	0.035	7.00	Pass
			RB8#4	21.31	-3.7	-5.85	15.46	0.035	7.00	Pass
			RB8#7	21.32	-3.7	-5.85	15.47	0.035	7.00	Pass
			RB15#0	21.23	-3.7	-5.85	15.38	0.035	7.00	Pass
	MCH	QPSK	RB1#0	23.22	-3.7	-5.85	17.37	0.055	7.00	Pass
			RB1#7	23.19	-3.7	-5.85	17.34	0.054	7.00	Pass
			RB1#14	23.19	-3.7	-5.85	17.34	0.054	7.00	Pass
			RB8#0	22.22	-3.7	-5.85	16.37	0.043	7.00	Pass
			RB8#4	22.18	-3.7	-5.85	16.33	0.043	7.00	Pass
			RB8#7	22.22	-3.7	-5.85	16.37	0.043	7.00	Pass
			RB15#0	22.23	-3.7	-5.85	16.38	0.043	7.00	Pass
		16-QAM	RB1#0	22.6	-3.7	-5.85	16.75	0.047	7.00	Pass
			RB1#7	22.6	-3.7	-5.85	16.75	0.047	7.00	Pass
			RB1#14	22.59	-3.7	-5.85	16.74	0.047	7.00	Pass
			RB8#0	21.32	-3.7	-5.85	15.47	0.035	7.00	Pass
			RB8#4	21.3	-3.7	-5.85	15.45	0.035	7.00	Pass
			RB8#7	21.32	-3.7	-5.85	15.47	0.035	7.00	Pass
			RB15#0	21.26	-3.7	-5.85	15.41	0.035	7.00	Pass
	HCH	QPSK	RB1#0	23.16	-3.7	-5.85	17.31	0.054	7.00	Pass
			RB1#7	23.17	-3.7	-5.85	17.32	0.054	7.00	Pass
			RB1#14	23.23	-3.7	-5.85	17.38	0.055	7.00	Pass
			RB8#0	22.2	-3.7	-5.85	16.35	0.043	7.00	Pass
			RB8#4	22.2	-3.7	-5.85	16.35	0.043	7.00	Pass
			RB8#7	22.2	-3.7	-5.85	16.35	0.043	7.00	Pass
			RB15#0	22.21	-3.7	-5.85	16.36	0.043	7.00	Pass
		16-QAM	RB1#0	22.21	-3.7	-5.85	16.36	0.043	7.00	Pass
			RB1#7	22.22	-3.7	-5.85	16.37	0.043	7.00	Pass

Test BW	Test Channel	Test Mode	Test RB (Size#Offset)	Conducted Output AV Power (dBm)	Antenna Gain (dBi)	Antenna Gain (dBd)	ERP (dBm)	ERP (W)	Limit (W)	Verdict
LTE BAND26 (Part22)										
			RB1#14	22.24	-3.7	-5.85	16.39	0.044	7.00	Pass
			RB8#0	21.24	-3.7	-5.85	15.39	0.035	7.00	Pass
			RB8#4	21.25	-3.7	-5.85	15.40	0.035	7.00	Pass
			RB8#7	21.25	-3.7	-5.85	15.40	0.035	7.00	Pass
			RB15#0	21.18	-3.7	-5.85	15.33	0.034	7.00	Pass
5 MHz	LCH	QPSK	RB1#0	23.35	-3.7	-5.85	17.50	0.056	7.00	Pass
			RB1#13	23.33	-3.7	-5.85	17.48	0.056	7.00	Pass
			RB1#24	23.38	-3.7	-5.85	17.53	0.057	7.00	Pass
			RB12#0	22.22	-3.7	-5.85	16.37	0.043	7.00	Pass
			RB12#6	22.22	-3.7	-5.85	16.37	0.043	7.00	Pass
			RB12#13	22.16	-3.7	-5.85	16.31	0.043	7.00	Pass
			RB25#0	22.2	-3.7	-5.85	16.35	0.043	7.00	Pass
		16-QAM	RB1#0	22.49	-3.7	-5.85	16.64	0.046	7.00	Pass
			RB1#13	22.47	-3.7	-5.85	16.62	0.046	7.00	Pass
			RB1#24	22.52	-3.7	-5.85	16.67	0.046	7.00	Pass
			RB12#0	21.26	-3.7	-5.85	15.41	0.035	7.00	Pass
			RB12#6	21.29	-3.7	-5.85	15.44	0.035	7.00	Pass
			RB12#13	21.22	-3.7	-5.85	15.37	0.034	7.00	Pass
			RB25#0	21.28	-3.7	-5.85	15.43	0.035	7.00	Pass
	MCH	QPSK	RB1#0	23.29	-3.7	-5.85	17.44	0.055	7.00	Pass
			RB1#13	23.25	-3.7	-5.85	17.40	0.055	7.00	Pass
			RB1#24	23.28	-3.7	-5.85	17.43	0.055	7.00	Pass
			RB12#0	22.28	-3.7	-5.85	16.43	0.044	7.00	Pass
			RB12#6	22.27	-3.7	-5.85	16.42	0.044	7.00	Pass
			RB12#13	22.23	-3.7	-5.85	16.38	0.043	7.00	Pass
			RB25#0	22.27	-3.7	-5.85	16.42	0.044	7.00	Pass
		16-QAM	RB1#0	22.76	-3.7	-5.85	16.91	0.049	7.00	Pass
			RB1#13	22.73	-3.7	-5.85	16.88	0.049	7.00	Pass
			RB1#24	22.72	-3.7	-5.85	16.87	0.049	7.00	Pass
			RB12#0	21.38	-3.7	-5.85	15.53	0.036	7.00	Pass
			RB12#6	21.34	-3.7	-5.85	15.49	0.035	7.00	Pass
			RB12#13	21.38	-3.7	-5.85	15.53	0.036	7.00	Pass
			RB25#0	21.34	-3.7	-5.85	15.49	0.035	7.00	Pass
	HCH	QPSK	RB1#0	23.3	-3.7	-5.85	17.45	0.056	7.00	Pass
			RB1#13	23.22	-3.7	-5.85	17.37	0.055	7.00	Pass
			RB1#24	23.27	-3.7	-5.85	17.42	0.055	7.00	Pass
			RB12#0	22.24	-3.7	-5.85	16.39	0.044	7.00	Pass
			RB12#6	22.2	-3.7	-5.85	16.35	0.043	7.00	Pass
			RB12#13	22.17	-3.7	-5.85	16.32	0.043	7.00	Pass
			RB25#0	22.26	-3.7	-5.85	16.41	0.044	7.00	Pass

Test BW	Test Channel	Test Mode	Test RB (Size#Offset)	Conducted Output AV Power (dBm)	Antenna Gain (dBi)	Antenna Gain (dBd)	ERP (dBm)	ERP (W)	Limit (W)	Verdict
LTE BAND26 (Part22)										
		16-QAM	RB1#0	22.38	-3.7	-5.85	16.53	0.045	7.00	Pass
			RB1#13	22.31	-3.7	-5.85	16.46	0.044	7.00	Pass
			RB1#24	22.34	-3.7	-5.85	16.49	0.045	7.00	Pass
			RB12#0	21.31	-3.7	-5.85	15.46	0.035	7.00	Pass
			RB12#6	21.24	-3.7	-5.85	15.39	0.035	7.00	Pass
			RB12#13	21.21	-3.7	-5.85	15.36	0.034	7.00	Pass
			RB25#0	21.21	-3.7	-5.85	15.36	0.034	7.00	Pass
10 MHz	LCH	QPSK	RB1#0	23.24	-3.7	-5.85	17.39	0.055	7.00	Pass
			RB1#25	23.24	-3.7	-5.85	17.39	0.055	7.00	Pass
			RB1#49	23.22	-3.7	-5.85	17.37	0.055	7.00	Pass
			RB25#0	22.29	-3.7	-5.85	16.44	0.044	7.00	Pass
			RB25#13	22.22	-3.7	-5.85	16.37	0.043	7.00	Pass
			RB25#25	22.2	-3.7	-5.85	16.35	0.043	7.00	Pass
			RB50#0	22.27	-3.7	-5.85	16.42	0.044	7.00	Pass
		16-QAM	RB1#0	22.21	-3.7	-5.85	16.36	0.043	7.00	Pass
			RB1#25	22.19	-3.7	-5.85	16.34	0.043	7.00	Pass
			RB1#49	22.16	-3.7	-5.85	16.31	0.043	7.00	Pass
			RB25#0	21.33	-3.7	-5.85	15.48	0.035	7.00	Pass
			RB25#13	21.24	-3.7	-5.85	15.39	0.035	7.00	Pass
			RB25#25	21.23	-3.7	-5.85	15.38	0.035	7.00	Pass
			RB50#0	21.23	-3.7	-5.85	15.38	0.035	7.00	Pass
	MCH	QPSK	RB1#0	23.26	-3.7	-5.85	17.41	0.055	7.00	Pass
			RB1#25	23.25	-3.7	-5.85	17.40	0.055	7.00	Pass
			RB1#49	23.18	-3.7	-5.85	17.33	0.054	7.00	Pass
			RB25#0	22.3	-3.7	-5.85	16.45	0.044	7.00	Pass
			RB25#13	22.22	-3.7	-5.85	16.37	0.043	7.00	Pass
			RB25#25	22.19	-3.7	-5.85	16.34	0.043	7.00	Pass
			RB50#0	22.28	-3.7	-5.85	16.43	0.044	7.00	Pass
		16-QAM	RB1#0	22.62	-3.7	-5.85	16.77	0.048	7.00	Pass
			RB1#25	22.61	-3.7	-5.85	16.76	0.047	7.00	Pass
			RB1#49	22.55	-3.7	-5.85	16.70	0.047	7.00	Pass
			RB25#0	21.33	-3.7	-5.85	15.48	0.035	7.00	Pass
			RB25#13	21.32	-3.7	-5.85	15.47	0.035	7.00	Pass
			RB25#25	21.3	-3.7	-5.85	15.45	0.035	7.00	Pass
			RB50#0	21.25	-3.7	-5.85	15.40	0.035	7.00	Pass
	HCH	QPSK	RB1#0	23.21	-3.7	-5.85	17.36	0.054	7.00	Pass
			RB1#25	23.25	-3.7	-5.85	17.40	0.055	7.00	Pass
			RB1#49	23.19	-3.7	-5.85	17.34	0.054	7.00	Pass
			RB25#0	22.31	-3.7	-5.85	16.46	0.044	7.00	Pass
			RB25#13	22.25	-3.7	-5.85	16.40	0.044	7.00	Pass

Test BW	Test Channel	Test Mode	Test RB (Size#Offset)	Conducted Output AV Power (dBm)	Antenna Gain (dBi)	Antenna Gain (dBd)	ERP (dBm)	ERP (W)	Limit (W)	Verdict
LTE BAND26 (Part22)										
			RB25#25	22.21	-3.7	-5.85	16.36	0.043	7.00	Pass
			RB50#0	22.25	-3.7	-5.85	16.40	0.044	7.00	Pass
		16-QAM	RB1#0	22.25	-3.7	-5.85	16.40	0.044	7.00	Pass
			RB1#25	22.26	-3.7	-5.85	16.41	0.044	7.00	Pass
			RB1#49	22.2	-3.7	-5.85	16.35	0.043	7.00	Pass
			RB25#0	21.39	-3.7	-5.85	15.54	0.036	7.00	Pass
			RB25#13	21.36	-3.7	-5.85	15.51	0.036	7.00	Pass
			RB25#25	21.29	-3.7	-5.85	15.44	0.035	7.00	Pass
			RB50#0	21.25	-3.7	-5.85	15.40	0.035	7.00	Pass
15 MHz	LCH	QPSK	RB1#0	23.17	-3.7	-5.85	17.32	0.054	7.00	Pass
			RB1#38	23.23	-3.7	-5.85	17.38	0.055	7.00	Pass
			RB1#74	23.04	-3.7	-5.85	17.19	0.052	7.00	Pass
			RB36#0	22.26	-3.7	-5.85	16.41	0.044	7.00	Pass
			RB36#19	22.17	-3.7	-5.85	16.32	0.043	7.00	Pass
			RB36#39	22.17	-3.7	-5.85	16.32	0.043	7.00	Pass
			RB75#0	22.27	-3.7	-5.85	16.42	0.044	7.00	Pass
		16-QAM	RB1#0	22.17	-3.7	-5.85	16.32	0.043	7.00	Pass
			RB1#38	22.2	-3.7	-5.85	16.35	0.043	7.00	Pass
			RB1#74	22.08	-3.7	-5.85	16.23	0.042	7.00	Pass
			RB36#0	21.26	-3.7	-5.85	15.41	0.035	7.00	Pass
			RB36#19	21.22	-3.7	-5.85	15.37	0.034	7.00	Pass
			RB36#39	21.13	-3.7	-5.85	15.28	0.034	7.00	Pass
			RB75#0	21.22	-3.7	-5.85	15.37	0.034	7.00	Pass
	MCH	QPSK	RB1#0	23.18	-3.7	-5.85	17.33	0.054	7.00	Pass
			RB1#38	23.23	-3.7	-5.85	17.38	0.055	7.00	Pass
			RB1#74	23.15	-3.7	-5.85	17.30	0.054	7.00	Pass
			RB36#0	22.18	-3.7	-5.85	16.33	0.043	7.00	Pass
			RB36#19	22.2	-3.7	-5.85	16.35	0.043	7.00	Pass
			RB36#39	22.18	-3.7	-5.85	16.33	0.043	7.00	Pass
			RB75#0	22.2	-3.7	-5.85	16.35	0.043	7.00	Pass
		16-QAM	RB1#0	22.57	-3.7	-5.85	16.72	0.047	7.00	Pass
			RB1#38	22.6	-3.7	-5.85	16.75	0.047	7.00	Pass
			RB1#74	22.51	-3.7	-5.85	16.66	0.046	7.00	Pass
			RB36#0	21.31	-3.7	-5.85	15.46	0.035	7.00	Pass
			RB36#19	21.23	-3.7	-5.85	15.38	0.035	7.00	Pass
			RB36#39	21.28	-3.7	-5.85	15.43	0.035	7.00	Pass
			RB75#0	21.24	-3.7	-5.85	15.39	0.035	7.00	Pass
	HCH	QPSK	RB1#0	23.2	-3.7	-5.85	17.35	0.054	7.00	Pass
			RB1#38	23.19	-3.7	-5.85	17.34	0.054	7.00	Pass
			RB1#74	23.09	-3.7	-5.85	17.24	0.053	7.00	Pass

Test BW	Test Channel	Test Mode	Test RB (Size#Offset)	Conducted Output AV Power (dBm)	Antenna Gain (dBi)	Antenna Gain (dBd)	ERP (dBm)	ERP (W)	Limit (W)	Verdict
LTE BAND26 (Part22)										
			RB36#0	22.17	-3.7	-5.85	16.32	0.043	7.00	Pass
			RB36#19	22.23	-3.7	-5.85	16.38	0.043	7.00	Pass
			RB36#39	22.15	-3.7	-5.85	16.30	0.043	7.00	Pass
			RB75#0	22.17	-3.7	-5.85	16.32	0.043	7.00	Pass
		16-QAM	RB1#0	22.68	-3.7	-5.85	16.83	0.048	7.00	Pass
			RB1#38	22.66	-3.7	-5.85	16.81	0.048	7.00	Pass
			RB1#74	22.53	-3.7	-5.85	16.68	0.047	7.00	Pass
			RB36#0	21.15	-3.7	-5.85	15.30	0.034	7.00	Pass
			RB36#19	21.21	-3.7	-5.85	15.36	0.034	7.00	Pass
			RB36#39	21.11	-3.7	-5.85	15.26	0.034	7.00	Pass
			RB75#0	21.16	-3.7	-5.85	15.31	0.034	7.00	Pass

Test BW	Test Channel	Test Mode	Test RB (Size#Offset)	Conducted Output AV Power (dBm)	Antenna Gain (dBi)	Antenna Gain (dBd)	ERP (dBm)	ERP (W)	Limit (W)	Verdict
LTE BAND26 (Part90)										
1.4 MHz	LCH	QPSK	RB1#0	23.2	-3.7	-5.85	17.35	0.054	100.0	Pass
			RB1#3	23.18	-3.7	-5.85	17.33	0.054	100.0	Pass
			RB1#5	23.17	-3.7	-5.85	17.32	0.054	100.0	Pass
			RB3#0	23.26	-3.7	-5.85	17.41	0.055	100.0	Pass
			RB3#2	23.26	-3.7	-5.85	17.41	0.055	100.0	Pass
			RB3#3	23.25	-3.7	-5.85	17.40	0.055	100.0	Pass
			RB6#0	22.23	-3.7	-5.85	16.38	0.043	100.0	Pass
		16-QAM	RB1#0	22.37	-3.7	-5.85	16.52	0.045	100.0	Pass
			RB1#3	22.39	-3.7	-5.85	16.54	0.045	100.0	Pass
			RB1#5	22.37	-3.7	-5.85	16.52	0.045	100.0	Pass
			RB3#0	22.3	-3.7	-5.85	16.45	0.044	100.0	Pass
			RB3#2	22.3	-3.7	-5.85	16.45	0.044	100.0	Pass
			RB3#3	22.32	-3.7	-5.85	16.47	0.044	100.0	Pass
			RB6#0	21.36	-3.7	-5.85	15.51	0.036	100.0	Pass
	MCH	QPSK	RB1#0	23.21	-3.7	-5.85	17.36	0.054	100.0	Pass
			RB1#3	23.24	-3.7	-5.85	17.39	0.055	100.0	Pass
			RB1#5	23.21	-3.7	-5.85	17.36	0.054	100.0	Pass
			RB3#0	23.24	-3.7	-5.85	17.39	0.055	100.0	Pass
			RB3#2	23.28	-3.7	-5.85	17.43	0.055	100.0	Pass
			RB3#3	23.28	-3.7	-5.85	17.43	0.055	100.0	Pass
			RB6#0	22.23	-3.7	-5.85	16.38	0.043	100.0	Pass
		16-QAM	RB1#0	22.6	-3.7	-5.85	16.75	0.047	100.0	Pass
			RB1#3	22.63	-3.7	-5.85	16.78	0.048	100.0	Pass
			RB1#5	22.63	-3.7	-5.85	16.78	0.048	100.0	Pass
			RB3#0	22.46	-3.7	-5.85	16.61	0.046	100.0	Pass
			RB3#2	22.43	-3.7	-5.85	16.58	0.045	100.0	Pass
			RB3#3	22.43	-3.7	-5.85	16.58	0.045	100.0	Pass
			RB6#0	21.14	-3.7	-5.85	15.29	0.034	100.0	Pass
	HCH	QPSK	RB1#0	23.21	-3.7	-5.85	17.36	0.054	100.0	Pass
			RB1#3	23.21	-3.7	-5.85	17.36	0.054	100.0	Pass
			RB1#5	23.21	-3.7	-5.85	17.36	0.054	100.0	Pass
			RB3#0	23.27	-3.7	-5.85	17.42	0.055	100.0	Pass
			RB3#2	23.3	-3.7	-5.85	17.45	0.056	100.0	Pass
			RB3#3	23.27	-3.7	-5.85	17.42	0.055	100.0	Pass
			RB6#0	22.23	-3.7	-5.85	16.38	0.043	100.0	Pass
		16-QAM	RB1#0	22.26	-3.7	-5.85	16.41	0.044	100.0	Pass
			RB1#3	22.26	-3.7	-5.85	16.41	0.044	100.0	Pass
			RB1#5	22.26	-3.7	-5.85	16.41	0.044	100.0	Pass
			RB3#0	22.4	-3.7	-5.85	16.55	0.045	100.0	Pass

Test BW	Test Channel	Test Mode	Test RB (Size#Offset)	Conducted Output AV Power (dBm)	Antenna Gain (dBi)	Antenna Gain (dBd)	ERP (dBm)	ERP (W)	Limit (W)	Verdict
LTE BAND26 (Part90)										
			RB3#2	22.39	-3.7	-5.85	16.54	0.045	100.0	Pass
			RB3#3	22.39	-3.7	-5.85	16.54	0.045	100.0	Pass
			RB6#0	21.39	-3.7	-5.85	15.54	0.036	100.0	Pass
3 MHz	LCH	QPSK	RB1#0	23.24	-3.7	-5.85	17.39	0.055	100.0	Pass
			RB1#7	23.23	-3.7	-5.85	17.38	0.055	100.0	Pass
			RB1#14	23.12	-3.7	-5.85	17.27	0.053	100.0	Pass
			RB8#0	22.22	-3.7	-5.85	16.37	0.043	100.0	Pass
			RB8#4	22.23	-3.7	-5.85	16.38	0.043	100.0	Pass
			RB8#7	22.19	-3.7	-5.85	16.34	0.043	100.0	Pass
			RB15#0	22.24	-3.7	-5.85	16.39	0.044	100.0	Pass
		16-QAM	RB1#0	22.22	-3.7	-5.85	16.37	0.043	100.0	Pass
			RB1#7	22.19	-3.7	-5.85	16.34	0.043	100.0	Pass
			RB1#14	22.13	-3.7	-5.85	16.28	0.042	100.0	Pass
			RB8#0	21.35	-3.7	-5.85	15.50	0.035	100.0	Pass
			RB8#4	21.34	-3.7	-5.85	15.49	0.035	100.0	Pass
			RB8#7	21.31	-3.7	-5.85	15.46	0.035	100.0	Pass
			RB15#0	21.28	-3.7	-5.85	15.43	0.035	100.0	Pass
	MCH	QPSK	RB1#0	23.24	-3.7	-5.85	17.39	0.055	100.0	Pass
			RB1#7	23.23	-3.7	-5.85	17.38	0.055	100.0	Pass
			RB1#14	23.24	-3.7	-5.85	17.39	0.055	100.0	Pass
			RB8#0	22.18	-3.7	-5.85	16.33	0.043	100.0	Pass
			RB8#4	22.24	-3.7	-5.85	16.39	0.044	100.0	Pass
			RB8#7	22.23	-3.7	-5.85	16.38	0.043	100.0	Pass
			RB15#0	22.23	-3.7	-5.85	16.38	0.043	100.0	Pass
		16-QAM	RB1#0	22.61	-3.7	-5.85	16.76	0.047	100.0	Pass
			RB1#7	22.63	-3.7	-5.85	16.78	0.048	100.0	Pass
			RB1#14	22.63	-3.7	-5.85	16.78	0.048	100.0	Pass
			RB8#0	21.34	-3.7	-5.85	15.49	0.035	100.0	Pass
			RB8#4	21.34	-3.7	-5.85	15.49	0.035	100.0	Pass
			RB8#7	21.3	-3.7	-5.85	15.45	0.035	100.0	Pass
			RB15#0	21.28	-3.7	-5.85	15.43	0.035	100.0	Pass
	HCH	QPSK	RB1#0	23.18	-3.7	-5.85	17.33	0.054	100.0	Pass
			RB1#7	23.21	-3.7	-5.85	17.36	0.054	100.0	Pass
			RB1#14	23.19	-3.7	-5.85	17.34	0.054	100.0	Pass
			RB8#0	22.23	-3.7	-5.85	16.38	0.043	100.0	Pass
			RB8#4	22.21	-3.7	-5.85	16.36	0.043	100.0	Pass
			RB8#7	22.19	-3.7	-5.85	16.34	0.043	100.0	Pass
			RB15#0	22.2	-3.7	-5.85	16.35	0.043	100.0	Pass
		16-QAM	RB1#0	22.28	-3.7	-5.85	16.43	0.044	100.0	Pass
			RB1#7	22.25	-3.7	-5.85	16.40	0.044	100.0	Pass

Test BW	Test Channel	Test Mode	Test RB (Size#Offset)	Conducted Output AV Power (dBm)	Antenna Gain (dBi)	Antenna Gain (dBd)	ERP (dBm)	ERP (W)	Limit (W)	Verdict
LTE BAND26 (Part90)										
			RB1#14	22.23	-3.7	-5.85	16.38	0.043	100.0	Pass
			RB8#0	21.28	-3.7	-5.85	15.43	0.035	100.0	Pass
			RB8#4	21.25	-3.7	-5.85	15.40	0.035	100.0	Pass
			RB8#7	21.25	-3.7	-5.85	15.40	0.035	100.0	Pass
			RB15#0	21.18	-3.7	-5.85	15.33	0.034	100.0	Pass
5 MHz	LCH	QPSK	RB1#0	23.37	-3.7	-5.85	17.52	0.056	100.0	Pass
			RB1#13	23.29	-3.7	-5.85	17.44	0.055	100.0	Pass
			RB1#24	23.33	-3.7	-5.85	17.48	0.056	100.0	Pass
			RB12#0	22.31	-3.7	-5.85	16.46	0.044	100.0	Pass
			RB12#6	22.23	-3.7	-5.85	16.38	0.043	100.0	Pass
			RB12#13	22.22	-3.7	-5.85	16.37	0.043	100.0	Pass
			RB25#0	22.28	-3.7	-5.85	16.43	0.044	100.0	Pass
		16-QAM	RB1#0	22.53	-3.7	-5.85	16.68	0.047	100.0	Pass
			RB1#13	22.44	-3.7	-5.85	16.59	0.046	100.0	Pass
			RB1#24	22.5	-3.7	-5.85	16.65	0.046	100.0	Pass
			RB12#0	21.34	-3.7	-5.85	15.49	0.035	100.0	Pass
			RB12#6	21.29	-3.7	-5.85	15.44	0.035	100.0	Pass
			RB12#13	21.26	-3.7	-5.85	15.41	0.035	100.0	Pass
			RB25#0	21.3	-3.7	-5.85	15.45	0.035	100.0	Pass
	MCH	QPSK	RB1#0	23.24	-3.7	-5.85	17.39	0.055	100.0	Pass
			RB1#13	23.26	-3.7	-5.85	17.41	0.055	100.0	Pass
			RB1#24	23.28	-3.7	-5.85	17.43	0.055	100.0	Pass
			RB12#0	22.24	-3.7	-5.85	16.39	0.044	100.0	Pass
			RB12#6	22.22	-3.7	-5.85	16.37	0.043	100.0	Pass
			RB12#13	22.2	-3.7	-5.85	16.35	0.043	100.0	Pass
			RB25#0	22.25	-3.7	-5.85	16.40	0.044	100.0	Pass
		16-QAM	RB1#0	22.75	-3.7	-5.85	16.90	0.049	100.0	Pass
			RB1#13	22.76	-3.7	-5.85	16.91	0.049	100.0	Pass
			RB1#24	22.73	-3.7	-5.85	16.88	0.049	100.0	Pass
			RB12#0	21.35	-3.7	-5.85	15.50	0.035	100.0	Pass
			RB12#6	21.39	-3.7	-5.85	15.54	0.036	100.0	Pass
			RB12#13	21.34	-3.7	-5.85	15.49	0.035	100.0	Pass
			RB25#0	21.33	-3.7	-5.85	15.48	0.035	100.0	Pass
	HCH	QPSK	RB1#0	23.28	-3.7	-5.85	17.43	0.055	100.0	Pass
			RB1#13	23.24	-3.7	-5.85	17.39	0.055	100.0	Pass
			RB1#24	23.24	-3.7	-5.85	17.39	0.055	100.0	Pass
			RB12#0	22.2	-3.7	-5.85	16.35	0.043	100.0	Pass
			RB12#6	22.23	-3.7	-5.85	16.38	0.043	100.0	Pass
			RB12#13	22.21	-3.7	-5.85	16.36	0.043	100.0	Pass
			RB25#0	22.26	-3.7	-5.85	16.41	0.044	100.0	Pass

Test BW	Test Channel	Test Mode	Test RB (Size#Offset)	Conducted Output AV Power (dBm)	Antenna Gain (dBi)	Antenna Gain (dBd)	ERP (dBm)	ERP (W)	Limit (W)	Verdict
LTE BAND26 (Part90)										
		16-QAM	RB1#0	22.43	-3.7	-5.85	16.58	0.045	100.0	Pass
			RB1#13	22.35	-3.7	-5.85	16.50	0.045	100.0	Pass
			RB1#24	22.35	-3.7	-5.85	16.50	0.045	100.0	Pass
			RB12#0	21.28	-3.7	-5.85	15.43	0.035	100.0	Pass
			RB12#6	21.27	-3.7	-5.85	15.42	0.035	100.0	Pass
			RB12#13	21.25	-3.7	-5.85	15.40	0.035	100.0	Pass
			RB25#0	21.21	-3.7	-5.85	15.36	0.034	100.0	Pass
10 MHz	MCH	QPSK	RB1#0	23.29	-3.7	-5.85	17.44	0.055	100.0	Pass
			RB1#25	23.28	-3.7	-5.85	17.43	0.055	100.0	Pass
			RB1#49	23.2	-3.7	-5.85	17.35	0.054	100.0	Pass
			RB25#0	22.29	-3.7	-5.85	16.44	0.044	100.0	Pass
			RB25#13	22.24	-3.7	-5.85	16.39	0.044	100.0	Pass
			RB25#25	22.25	-3.7	-5.85	16.40	0.044	100.0	Pass
			RB50#0	22.3	-3.7	-5.85	16.45	0.044	100.0	Pass
		16-QAM	RB1#0	22.25	-3.7	-5.85	16.40	0.044	100.0	Pass
			RB1#25	22.25	-3.7	-5.85	16.40	0.044	100.0	Pass
			RB1#49	22.15	-3.7	-5.85	16.30	0.043	100.0	Pass
			RB25#0	21.32	-3.7	-5.85	15.47	0.035	100.0	Pass
			RB25#13	21.29	-3.7	-5.85	15.44	0.035	100.0	Pass
			RB25#25	21.31	-3.7	-5.85	15.46	0.035	100.0	Pass
			RB50#0	21.27	-3.7	-5.85	15.42	0.035	100.0	Pass

Test BW	Test Channel	Test Mode	Test RB (Size#Offset)	Conducted Output AV Power (dBm)	Antenna Gain (dBi)	EIRP (dBm)	EIRP (W)	Limit (W)	Verdict
LTE BAND38									
5 MHz	LCH	QPSK	RB1#0	22.7	-0.5	22.20	0.166	2.00	Pass
			RB1#13	22.69	-0.5	22.19	0.166	2.00	Pass
			RB1#24	22.67	-0.5	22.17	0.165	2.00	Pass
			RB12#0	21.56	-0.5	21.06	0.128	2.00	Pass
			RB12#6	21.54	-0.5	21.04	0.127	2.00	Pass
			RB12#13	21.54	-0.5	21.04	0.127	2.00	Pass
			RB25#0	21.56	-0.5	21.06	0.128	2.00	Pass
		16-QAM	RB1#0	21.82	-0.5	21.32	0.136	2.00	Pass
			RB1#13	21.79	-0.5	21.29	0.135	2.00	Pass
			RB1#24	21.75	-0.5	21.25	0.133	2.00	Pass
			RB12#0	20.6	-0.5	20.10	0.102	2.00	Pass
			RB12#6	20.57	-0.5	20.07	0.102	2.00	Pass
			RB12#13	20.52	-0.5	20.02	0.100	2.00	Pass
			RB25#0	20.54	-0.5	20.04	0.101	2.00	Pass
	MCH	QPSK	RB1#0	22.54	-0.5	22.04	0.160	2.00	Pass
			RB1#13	22.49	-0.5	21.99	0.158	2.00	Pass
			RB1#24	22.49	-0.5	21.99	0.158	2.00	Pass
			RB12#0	21.64	-0.5	21.14	0.130	2.00	Pass
			RB12#6	21.49	-0.5	20.99	0.126	2.00	Pass
			RB12#13	21.51	-0.5	21.01	0.126	2.00	Pass
			RB25#0	21.55	-0.5	21.05	0.127	2.00	Pass
		16-QAM	RB1#0	21.87	-0.5	21.37	0.137	2.00	Pass
			RB1#13	21.83	-0.5	21.33	0.136	2.00	Pass
			RB1#24	21.79	-0.5	21.29	0.135	2.00	Pass
			RB12#0	20.56	-0.5	20.06	0.101	2.00	Pass
			RB12#6	20.45	-0.5	19.95	0.099	2.00	Pass
			RB12#13	20.43	-0.5	19.93	0.098	2.00	Pass
			RB25#0	20.56	-0.5	20.06	0.101	2.00	Pass
	HCH	QPSK	RB1#0	22.56	-0.5	22.06	0.161	2.00	Pass
			RB1#13	22.56	-0.5	22.06	0.161	2.00	Pass
			RB1#24	22.57	-0.5	22.07	0.161	2.00	Pass
			RB12#0	21.55	-0.5	21.05	0.127	2.00	Pass
			RB12#6	21.54	-0.5	21.04	0.127	2.00	Pass
			RB12#13	21.54	-0.5	21.04	0.127	2.00	Pass
			RB25#0	21.54	-0.5	21.04	0.127	2.00	Pass
		16-QAM	RB1#0	21.89	-0.5	21.39	0.138	2.00	Pass
			RB1#13	21.85	-0.5	21.35	0.136	2.00	Pass
			RB1#24	21.89	-0.5	21.39	0.138	2.00	Pass
			RB12#0	20.59	-0.5	20.09	0.102	2.00	Pass

Test BW	Test Channel	Test Mode	Test RB (Size#Offset)	Conducted Output AV Power (dBm)	Antenna Gain (dBi)	EIRP (dBm)	EIRP (W)	Limit (W)	Verdict
LTE BAND38									
			RB12#6	20.63	-0.5	20.13	0.103	2.00	Pass
			RB12#13	20.63	-0.5	20.13	0.103	2.00	Pass
			RB25#0	20.55	-0.5	20.05	0.101	2.00	Pass
10 MHz	LCH	QPSK	RB1#0	22.63	-0.5	22.13	0.163	2.00	Pass
			RB1#25	22.58	-0.5	22.08	0.161	2.00	Pass
			RB1#49	22.52	-0.5	22.02	0.159	2.00	Pass
			RB25#0	21.54	-0.5	21.04	0.127	2.00	Pass
			RB25#13	21.55	-0.5	21.05	0.127	2.00	Pass
			RB25#25	21.53	-0.5	21.03	0.127	2.00	Pass
			RB50#0	21.56	-0.5	21.06	0.128	2.00	Pass
		16-QAM	RB1#0	21.86	-0.5	21.36	0.137	2.00	Pass
			RB1#25	21.83	-0.5	21.33	0.136	2.00	Pass
			RB1#49	21.78	-0.5	21.28	0.134	2.00	Pass
			RB25#0	20.53	-0.5	20.03	0.101	2.00	Pass
			RB25#13	20.52	-0.5	20.02	0.100	2.00	Pass
			RB25#25	20.53	-0.5	20.03	0.101	2.00	Pass
			RB50#0	20.56	-0.5	20.06	0.101	2.00	Pass
	MCH	QPSK	RB1#0	22.52	-0.5	22.02	0.159	2.00	Pass
			RB1#25	22.53	-0.5	22.03	0.160	2.00	Pass
			RB1#49	22.48	-0.5	21.98	0.158	2.00	Pass
			RB25#0	21.54	-0.5	21.04	0.127	2.00	Pass
			RB25#13	21.58	-0.5	21.08	0.128	2.00	Pass
			RB25#25	21.45	-0.5	20.95	0.124	2.00	Pass
			RB50#0	21.5	-0.5	21.00	0.126	2.00	Pass
		16-QAM	RB1#0	21.97	-0.5	21.47	0.140	2.00	Pass
			RB1#25	21.91	-0.5	21.41	0.138	2.00	Pass
			RB1#49	21.87	-0.5	21.37	0.137	2.00	Pass
			RB25#0	20.61	-0.5	20.11	0.103	2.00	Pass
			RB25#13	20.54	-0.5	20.04	0.101	2.00	Pass
			RB25#25	20.43	-0.5	19.93	0.098	2.00	Pass
			RB50#0	20.53	-0.5	20.03	0.101	2.00	Pass
	HCH	QPSK	RB1#0	22.52	-0.5	22.02	0.159	2.00	Pass
			RB1#25	22.56	-0.5	22.06	0.161	2.00	Pass
			RB1#49	22.56	-0.5	22.06	0.161	2.00	Pass
			RB25#0	21.5	-0.5	21.00	0.126	2.00	Pass
			RB25#13	21.53	-0.5	21.03	0.127	2.00	Pass
			RB25#25	21.51	-0.5	21.01	0.126	2.00	Pass
			RB50#0	21.56	-0.5	21.06	0.128	2.00	Pass
		16-QAM	RB1#0	21.89	-0.5	21.39	0.138	2.00	Pass
			RB1#25	21.92	-0.5	21.42	0.139	2.00	Pass

Test BW	Test Channel	Test Mode	Test RB (Size#Offset)	Conducted Output AV Power (dBm)	Antenna Gain (dBi)	EIRP (dBm)	EIRP (W)	Limit (W)	Verdict
LTE BAND38									
			RB1#49	21.88	-0.5	21.38	0.137	2.00	Pass
			RB25#0	20.55	-0.5	20.05	0.101	2.00	Pass
			RB25#13	20.54	-0.5	20.04	0.101	2.00	Pass
			RB25#25	20.56	-0.5	20.06	0.101	2.00	Pass
			RB50#0	20.53	-0.5	20.03	0.101	2.00	Pass
15 MHz	LCH	QPSK	RB1#0	22.57	-0.5	22.07	0.161	2.00	Pass
			RB1#38	22.53	-0.5	22.03	0.160	2.00	Pass
			RB1#74	22.45	-0.5	21.95	0.157	2.00	Pass
			RB36#0	21.49	-0.5	20.99	0.126	2.00	Pass
			RB36#19	21.46	-0.5	20.96	0.125	2.00	Pass
			RB36#39	21.44	-0.5	20.94	0.124	2.00	Pass
			RB75#0	21.48	-0.5	20.98	0.125	2.00	Pass
		16-QAM	RB1#0	21.81	-0.5	21.31	0.135	2.00	Pass
			RB1#38	21.78	-0.5	21.28	0.134	2.00	Pass
			RB1#74	21.72	-0.5	21.22	0.132	2.00	Pass
			RB36#0	20.5	-0.5	20.00	0.100	2.00	Pass
			RB36#19	20.49	-0.5	19.99	0.100	2.00	Pass
			RB36#39	20.47	-0.5	19.97	0.099	2.00	Pass
			RB75#0	20.46	-0.5	19.96	0.099	2.00	Pass
	MCH	QPSK	RB1#0	22.53	-0.5	22.03	0.160	2.00	Pass
			RB1#38	22.53	-0.5	22.03	0.160	2.00	Pass
			RB1#74	22.36	-0.5	21.86	0.153	2.00	Pass
			RB36#0	21.6	-0.5	21.10	0.129	2.00	Pass
			RB36#19	21.48	-0.5	20.98	0.125	2.00	Pass
			RB36#39	21.44	-0.5	20.94	0.124	2.00	Pass
			RB75#0	21.49	-0.5	20.99	0.126	2.00	Pass
		16-QAM	RB1#0	21.97	-0.5	21.47	0.140	2.00	Pass
			RB1#38	21.9	-0.5	21.40	0.138	2.00	Pass
			RB1#74	21.81	-0.5	21.31	0.135	2.00	Pass
			RB36#0	20.58	-0.5	20.08	0.102	2.00	Pass
			RB36#19	20.5	-0.5	20.00	0.100	2.00	Pass
			RB36#39	20.46	-0.5	19.96	0.099	2.00	Pass
			RB75#0	20.53	-0.5	20.03	0.101	2.00	Pass
	HCH	QPSK	RB1#0	22.51	-0.5	22.01	0.159	2.00	Pass
			RB1#38	22.59	-0.5	22.09	0.162	2.00	Pass
			RB1#74	22.5	-0.5	22.00	0.158	2.00	Pass
			RB36#0	21.49	-0.5	20.99	0.126	2.00	Pass
			RB36#19	21.47	-0.5	20.97	0.125	2.00	Pass
			RB36#39	21.46	-0.5	20.96	0.125	2.00	Pass
			RB75#0	21.53	-0.5	21.03	0.127	2.00	Pass

Test BW	Test Channel	Test Mode	Test RB (Size#Offset)	Conducted Output AV Power (dBm)	Antenna Gain (dBi)	EIRP (dBm)	EIRP (W)	Limit (W)	Verdict
LTE BAND38									
		16-QAM	RB1#0	21.77	-0.5	21.27	0.134	2.00	Pass
			RB1#38	21.8	-0.5	21.30	0.135	2.00	Pass
			RB1#74	21.74	-0.5	21.24	0.133	2.00	Pass
			RB36#0	20.55	-0.5	20.05	0.101	2.00	Pass
			RB36#19	20.45	-0.5	19.95	0.099	2.00	Pass
			RB36#39	20.5	-0.5	20.00	0.100	2.00	Pass
			RB75#0	20.54	-0.5	20.04	0.101	2.00	Pass
20 MHz	LCH	QPSK	RB1#0	22.51	-0.5	22.01	0.159	2.00	Pass
			RB1#50	22.57	-0.5	22.07	0.161	2.00	Pass
			RB1#99	22.42	-0.5	21.92	0.156	2.00	Pass
			RB50#0	21.56	-0.5	21.06	0.128	2.00	Pass
			RB50#25	21.52	-0.5	21.02	0.126	2.00	Pass
			RB50#50	21.49	-0.5	20.99	0.126	2.00	Pass
			RB100#0	21.51	-0.5	21.01	0.126	2.00	Pass
		16-QAM	RB1#0	21.88	-0.5	21.38	0.137	2.00	Pass
			RB1#50	21.88	-0.5	21.38	0.137	2.00	Pass
			RB1#99	21.71	-0.5	21.21	0.132	2.00	Pass
			RB50#0	20.5	-0.5	20.00	0.100	2.00	Pass
			RB50#25	20.49	-0.5	19.99	0.100	2.00	Pass
			RB50#50	20.44	-0.5	19.94	0.099	2.00	Pass
			RB100#0	20.49	-0.5	19.99	0.100	2.00	Pass
	MCH	QPSK	RB1#0	22.51	-0.5	22.01	0.159	2.00	Pass
			RB1#50	22.51	-0.5	22.01	0.159	2.00	Pass
			RB1#99	22.29	-0.5	21.79	0.151	2.00	Pass
			RB50#0	21.67	-0.5	21.17	0.131	2.00	Pass
			RB50#25	21.51	-0.5	21.01	0.126	2.00	Pass
			RB50#50	21.4	-0.5	20.90	0.123	2.00	Pass
			RB100#0	21.5	-0.5	21.00	0.126	2.00	Pass
		16-QAM	RB1#0	21.66	-0.5	21.16	0.131	2.00	Pass
			RB1#50	21.67	-0.5	21.17	0.131	2.00	Pass
			RB1#99	21.44	-0.5	20.94	0.124	2.00	Pass
			RB50#0	20.61	-0.5	20.11	0.103	2.00	Pass
			RB50#25	20.56	-0.5	20.06	0.101	2.00	Pass
			RB50#50	20.38	-0.5	19.88	0.097	2.00	Pass
			RB100#0	20.47	-0.5	19.97	0.099	2.00	Pass
	HCH	QPSK	RB1#0	22.52	-0.5	22.02	0.159	2.00	Pass
			RB1#50	22.56	-0.5	22.06	0.161	2.00	Pass
			RB1#99	22.5	-0.5	22.00	0.158	2.00	Pass
			RB50#0	21.53	-0.5	21.03	0.127	2.00	Pass
			RB50#25	21.51	-0.5	21.01	0.126	2.00	Pass

Test BW	Test Channel	Test Mode	Test RB (Size#Offset)	Conducted Output AV Power (dBm)	Antenna Gain (dBi)	EIRP (dBm)	EIRP (W)	Limit (W)	Verdict
LTE BAND38									
			RB50#50	21.49	-0.5	20.99	0.126	2.00	Pass
			RB100#0	21.49	-0.5	20.99	0.126	2.00	Pass
		16-QAM	RB1#0	21.92	-0.5	21.42	0.139	2.00	Pass
			RB1#50	22	-0.5	21.50	0.141	2.00	Pass
			RB1#99	21.88	-0.5	21.38	0.137	2.00	Pass
			RB50#0	20.57	-0.5	20.07	0.102	2.00	Pass
			RB50#25	20.51	-0.5	20.01	0.100	2.00	Pass
			RB50#50	20.47	-0.5	19.97	0.099	2.00	Pass
			RB100#0	20.49	-0.5	19.99	0.100	2.00	Pass

Test BW	Test Channel	Test Mode	Test RB (Size#Offset)	Conducted Output AV Power (dBm)	Antenna Gain (dBi)	EIRP (dBm)	EIRP (W)	Limit (W)	Verdict
LTE BAND41									
5 MHz	LCH	QPSK	RB1#0	23.41	-0.5	22.91	0.195	2.00	Pass
			RB1#13	23.37	-0.5	22.87	0.194	2.00	Pass
			RB1#24	23.4	-0.5	22.90	0.195	2.00	Pass
			RB12#0	22.29	-0.5	21.79	0.151	2.00	Pass
			RB12#6	22.25	-0.5	21.75	0.150	2.00	Pass
			RB12#13	22.23	-0.5	21.73	0.149	2.00	Pass
			RB25#0	22.27	-0.5	21.77	0.150	2.00	Pass
		16-QAM	RB1#0	22.5	-0.5	22.00	0.158	2.00	Pass
			RB1#13	22.46	-0.5	21.96	0.157	2.00	Pass
			RB1#24	22.5	-0.5	22.00	0.158	2.00	Pass
			RB12#0	21.26	-0.5	20.76	0.119	2.00	Pass
			RB12#6	21.28	-0.5	20.78	0.120	2.00	Pass
			RB12#13	21.25	-0.5	20.75	0.119	2.00	Pass
			RB25#0	21.25	-0.5	20.75	0.119	2.00	Pass
	MCH	QPSK	RB1#0	23.31	-0.5	22.81	0.191	2.00	Pass
			RB1#13	23.3	-0.5	22.80	0.191	2.00	Pass
			RB1#24	23.27	-0.5	22.77	0.189	2.00	Pass
			RB12#0	22.27	-0.5	21.77	0.150	2.00	Pass
			RB12#6	22.2	-0.5	21.70	0.148	2.00	Pass
			RB12#13	22.18	-0.5	21.68	0.147	2.00	Pass
			RB25#0	22.21	-0.5	21.71	0.148	2.00	Pass
		16-QAM	RB1#0	22.65	-0.5	22.15	0.164	2.00	Pass
			RB1#13	22.62	-0.5	22.12	0.163	2.00	Pass
			RB1#24	22.6	-0.5	22.10	0.162	2.00	Pass
			RB12#0	21.35	-0.5	20.85	0.122	2.00	Pass
			RB12#6	21.28	-0.5	20.78	0.120	2.00	Pass
			RB12#13	21.3	-0.5	20.80	0.120	2.00	Pass
			RB25#0	21.26	-0.5	20.76	0.119	2.00	Pass
	HCH	QPSK	RB1#0	23.39	-0.5	22.89	0.195	2.00	Pass
			RB1#13	23.4	-0.5	22.90	0.195	2.00	Pass
			RB1#24	23.39	-0.5	22.89	0.195	2.00	Pass
			RB12#0	22.4	-0.5	21.90	0.155	2.00	Pass
			RB12#6	22.42	-0.5	21.92	0.156	2.00	Pass
			RB12#13	22.41	-0.5	21.91	0.155	2.00	Pass
			RB25#0	22.41	-0.5	21.91	0.155	2.00	Pass
		16-QAM	RB1#0	22.72	-0.5	22.22	0.167	2.00	Pass
			RB1#13	22.72	-0.5	22.22	0.167	2.00	Pass
			RB1#24	22.72	-0.5	22.22	0.167	2.00	Pass
			RB12#0	21.4	-0.5	20.90	0.123	2.00	Pass

Test BW	Test Channel	Test Mode	Test RB (Size#Offset)	Conducted Output AV Power (dBm)	Antenna Gain (dBi)	EIRP (dBm)	EIRP (W)	Limit (W)	Verdict
LTE BAND41									
			RB12#6	21.39	-0.5	20.89	0.123	2.00	Pass
			RB12#13	21.36	-0.5	20.86	0.122	2.00	Pass
			RB25#0	21.44	-0.5	20.94	0.124	2.00	Pass
10 MHz	LCH	QPSK	RB1#0	23.3	-0.5	22.80	0.191	2.00	Pass
			RB1#25	23.33	-0.5	22.83	0.192	2.00	Pass
			RB1#49	23.22	-0.5	22.72	0.187	2.00	Pass
			RB25#0	22.22	-0.5	21.72	0.149	2.00	Pass
			RB25#13	22.22	-0.5	21.72	0.149	2.00	Pass
			RB25#25	22.27	-0.5	21.77	0.150	2.00	Pass
			RB50#0	22.28	-0.5	21.78	0.151	2.00	Pass
		16-QAM	RB1#0	22.56	-0.5	22.06	0.161	2.00	Pass
			RB1#25	22.54	-0.5	22.04	0.160	2.00	Pass
			RB1#49	22.49	-0.5	21.99	0.158	2.00	Pass
			RB25#0	21.26	-0.5	20.76	0.119	2.00	Pass
			RB25#13	21.27	-0.5	20.77	0.119	2.00	Pass
			RB25#25	21.28	-0.5	20.78	0.120	2.00	Pass
			RB50#0	21.26	-0.5	20.76	0.119	2.00	Pass
	MCH	QPSK	RB1#0	23.27	-0.5	22.77	0.189	2.00	Pass
			RB1#25	23.29	-0.5	22.79	0.190	2.00	Pass
			RB1#49	23.21	-0.5	22.71	0.187	2.00	Pass
			RB25#0	22.24	-0.5	21.74	0.149	2.00	Pass
			RB25#13	22.21	-0.5	21.71	0.148	2.00	Pass
			RB25#25	22.18	-0.5	21.68	0.147	2.00	Pass
			RB50#0	22.19	-0.5	21.69	0.148	2.00	Pass
		16-QAM	RB1#0	22.65	-0.5	22.15	0.164	2.00	Pass
			RB1#25	22.71	-0.5	22.21	0.166	2.00	Pass
			RB1#49	22.58	-0.5	22.08	0.161	2.00	Pass
			RB25#0	21.24	-0.5	20.74	0.119	2.00	Pass
			RB25#13	21.26	-0.5	20.76	0.119	2.00	Pass
			RB25#25	21.2	-0.5	20.70	0.117	2.00	Pass
			RB50#0	21.24	-0.5	20.74	0.119	2.00	Pass
	HCH	QPSK	RB1#0	23.42	-0.5	22.92	0.196	2.00	Pass
			RB1#25	23.42	-0.5	22.92	0.196	2.00	Pass
			RB1#49	23.38	-0.5	22.88	0.194	2.00	Pass
			RB25#0	22.45	-0.5	21.95	0.157	2.00	Pass
			RB25#13	22.39	-0.5	21.89	0.155	2.00	Pass
			RB25#25	22.39	-0.5	21.89	0.155	2.00	Pass
			RB50#0	22.43	-0.5	21.93	0.156	2.00	Pass
		16-QAM	RB1#0	22.82	-0.5	22.32	0.171	2.00	Pass
			RB1#25	22.81	-0.5	22.31	0.170	2.00	Pass

Test BW	Test Channel	Test Mode	Test RB (Size#Offset)	Conducted Output AV Power (dBm)	Antenna Gain (dBi)	EIRP (dBm)	EIRP (W)	Limit (W)	Verdict
LTE BAND41									
			RB1#49	22.79	-0.5	22.29	0.169	2.00	Pass
			RB25#0	21.39	-0.5	20.89	0.123	2.00	Pass
			RB25#13	21.4	-0.5	20.90	0.123	2.00	Pass
			RB25#25	21.4	-0.5	20.90	0.123	2.00	Pass
			RB50#0	21.41	-0.5	20.91	0.123	2.00	Pass
15 MHz	LCH	QPSK	RB1#0	23.25	-0.5	22.75	0.188	2.00	Pass
			RB1#38	23.26	-0.5	22.76	0.189	2.00	Pass
			RB1#74	23.16	-0.5	22.66	0.185	2.00	Pass
			RB36#0	22.18	-0.5	21.68	0.147	2.00	Pass
			RB36#19	22.25	-0.5	21.75	0.150	2.00	Pass
			RB36#39	22.19	-0.5	21.69	0.148	2.00	Pass
			RB75#0	22.23	-0.5	21.73	0.149	2.00	Pass
		16-QAM	RB1#0	22.5	-0.5	22.00	0.158	2.00	Pass
			RB1#38	22.54	-0.5	22.04	0.160	2.00	Pass
			RB1#74	22.45	-0.5	21.95	0.157	2.00	Pass
			RB36#0	21.18	-0.5	20.68	0.117	2.00	Pass
			RB36#19	21.18	-0.5	20.68	0.117	2.00	Pass
			RB36#39	21.19	-0.5	20.69	0.117	2.00	Pass
			RB75#0	21.22	-0.5	20.72	0.118	2.00	Pass
	MCH	QPSK	RB1#0	23.26	-0.5	22.76	0.189	2.00	Pass
			RB1#38	23.29	-0.5	22.79	0.190	2.00	Pass
			RB1#74	23.12	-0.5	22.62	0.183	2.00	Pass
			RB36#0	22.21	-0.5	21.71	0.148	2.00	Pass
			RB36#19	22.18	-0.5	21.68	0.147	2.00	Pass
			RB36#39	22.14	-0.5	21.64	0.146	2.00	Pass
			RB75#0	22.2	-0.5	21.70	0.148	2.00	Pass
		16-QAM	RB1#0	22.51	-0.5	22.01	0.159	2.00	Pass
			RB1#38	22.58	-0.5	22.08	0.161	2.00	Pass
			RB1#74	22.41	-0.5	21.91	0.155	2.00	Pass
			RB36#0	21.24	-0.5	20.74	0.119	2.00	Pass
			RB36#19	21.25	-0.5	20.75	0.119	2.00	Pass
			RB36#39	21.16	-0.5	20.66	0.116	2.00	Pass
			RB75#0	21.18	-0.5	20.68	0.117	2.00	Pass
	HCH	QPSK	RB1#0	23.37	-0.5	22.87	0.194	2.00	Pass
			RB1#38	23.35	-0.5	22.85	0.193	2.00	Pass
			RB1#74	23.28	-0.5	22.78	0.190	2.00	Pass
			RB36#0	22.36	-0.5	21.86	0.153	2.00	Pass
			RB36#19	22.39	-0.5	21.89	0.155	2.00	Pass
			RB36#39	22.31	-0.5	21.81	0.152	2.00	Pass
			RB75#0	22.4	-0.5	21.90	0.155	2.00	Pass

Test BW	Test Channel	Test Mode	Test RB (Size#Offset)	Conducted Output AV Power (dBm)	Antenna Gain (dBi)	EIRP (dBm)	EIRP (W)	Limit (W)	Verdict
LTE BAND41									
		16-QAM	RB1#0	22.77	-0.5	22.27	0.169	2.00	Pass
			RB1#38	22.8	-0.5	22.30	0.170	2.00	Pass
			RB1#74	22.71	-0.5	22.21	0.166	2.00	Pass
			RB36#0	21.35	-0.5	20.85	0.122	2.00	Pass
			RB36#19	21.33	-0.5	20.83	0.121	2.00	Pass
			RB36#39	21.3	-0.5	20.80	0.120	2.00	Pass
			RB75#0	21.38	-0.5	20.88	0.122	2.00	Pass
20 MHz	LCH	QPSK	RB1#0	23.18	-0.5	22.68	0.185	2.00	Pass
			RB1#50	23.25	-0.5	22.75	0.188	2.00	Pass
			RB1#99	23.12	-0.5	22.62	0.183	2.00	Pass
			RB50#0	22.19	-0.5	21.69	0.148	2.00	Pass
			RB50#25	22.26	-0.5	21.76	0.150	2.00	Pass
			RB50#50	22.23	-0.5	21.73	0.149	2.00	Pass
			RB100#0	22.19	-0.5	21.69	0.148	2.00	Pass
		16-QAM	RB1#0	22.49	-0.5	21.99	0.158	2.00	Pass
			RB1#50	22.63	-0.5	22.13	0.163	2.00	Pass
			RB1#99	22.39	-0.5	21.89	0.155	2.00	Pass
			RB50#0	21.14	-0.5	20.64	0.116	2.00	Pass
			RB50#25	21.21	-0.5	20.71	0.118	2.00	Pass
			RB50#50	21.18	-0.5	20.68	0.117	2.00	Pass
			RB100#0	21.19	-0.5	20.69	0.117	2.00	Pass
	MCH	QPSK	RB1#0	23.29	-0.5	22.79	0.190	2.00	Pass
			RB1#50	23.36	-0.5	22.86	0.193	2.00	Pass
			RB1#99	23.11	-0.5	22.61	0.182	2.00	Pass
			RB50#0	22.27	-0.5	21.77	0.150	2.00	Pass
			RB50#25	22.24	-0.5	21.74	0.149	2.00	Pass
			RB50#50	22.18	-0.5	21.68	0.147	2.00	Pass
			RB100#0	22.2	-0.5	21.70	0.148	2.00	Pass
		16-QAM	RB1#0	22.66	-0.5	22.16	0.164	2.00	Pass
			RB1#50	22.73	-0.5	22.23	0.167	2.00	Pass
			RB1#99	22.52	-0.5	22.02	0.159	2.00	Pass
			RB50#0	21.26	-0.5	20.76	0.119	2.00	Pass
			RB50#25	21.23	-0.5	20.73	0.118	2.00	Pass
			RB50#50	21.15	-0.5	20.65	0.116	2.00	Pass
			RB100#0	21.18	-0.5	20.68	0.117	2.00	Pass
	HCH	QPSK	RB1#0	23.25	-0.5	22.75	0.188	2.00	Pass
			RB1#50	23.37	-0.5	22.87	0.194	2.00	Pass
			RB1#99	23.23	-0.5	22.73	0.187	2.00	Pass
			RB50#0	22.39	-0.5	21.89	0.155	2.00	Pass
			RB50#25	22.39	-0.5	21.89	0.155	2.00	Pass

Test BW	Test Channel	Test Mode	Test RB (Size#Offset)	Conducted Output AV Power (dBm)	Antenna Gain (dBi)	EIRP (dBm)	EIRP (W)	Limit (W)	Verdict
LTE BAND41									
			RB50#50	22.34	-0.5	21.84	0.153	2.00	Pass
			RB100#0	22.35	-0.5	21.85	0.153	2.00	Pass
		16-QAM	RB1#0	22.41	-0.5	21.91	0.155	2.00	Pass
			RB1#50	22.55	-0.5	22.05	0.160	2.00	Pass
			RB1#99	22.41	-0.5	21.91	0.155	2.00	Pass
			RB50#0	21.34	-0.5	20.84	0.121	2.00	Pass
			RB50#25	21.37	-0.5	20.87	0.122	2.00	Pass
			RB50#50	21.33	-0.5	20.83	0.121	2.00	Pass
			RB100#0	21.31	-0.5	20.81	0.121	2.00	Pass

Test BW	Test Channel	Test Mode	Test RB (Size#Offset)	Conducted Output AV Power (dBm)	Antenna Gain (dBi)	EIRP (dBm)	EIRP (W)	Limit (W)	Verdict
LTE BAND66									
1.4 MHz	LCH	QPSK	RB1#0	22.86	-0.8	22.06	0.161	1.00	Pass
			RB1#3	22.87	-0.8	22.07	0.161	1.00	Pass
			RB1#5	22.86	-0.8	22.06	0.161	1.00	Pass
			RB3#0	22.96	-0.8	22.16	0.164	1.00	Pass
			RB3#2	22.99	-0.8	22.19	0.166	1.00	Pass
			RB3#3	22.97	-0.8	22.17	0.165	1.00	Pass
			RB6#0	21.96	-0.8	21.16	0.131	1.00	Pass
		16-QAM	RB1#0	22.07	-0.8	21.27	0.134	1.00	Pass
			RB1#3	22.09	-0.8	21.29	0.135	1.00	Pass
			RB1#5	22.08	-0.8	21.28	0.134	1.00	Pass
			RB3#0	21.99	-0.8	21.19	0.132	1.00	Pass
			RB3#2	22	-0.8	21.20	0.132	1.00	Pass
			RB3#3	21.99	-0.8	21.19	0.132	1.00	Pass
			RB6#0	21.05	-0.8	20.25	0.106	1.00	Pass
	MCH	QPSK	RB1#0	22.81	-0.8	22.01	0.159	1.00	Pass
			RB1#3	22.79	-0.8	21.99	0.158	1.00	Pass
			RB1#5	22.8	-0.8	22.00	0.158	1.00	Pass
			RB3#0	22.83	-0.8	22.03	0.160	1.00	Pass
			RB3#2	22.85	-0.8	22.05	0.160	1.00	Pass
			RB3#3	22.83	-0.8	22.03	0.160	1.00	Pass
			RB6#0	21.87	-0.8	21.07	0.128	1.00	Pass
		16-QAM	RB1#0	22.27	-0.8	21.47	0.140	1.00	Pass
			RB1#3	22.23	-0.8	21.43	0.139	1.00	Pass
			RB1#5	22.24	-0.8	21.44	0.139	1.00	Pass
			RB3#0	22.05	-0.8	21.25	0.133	1.00	Pass
			RB3#2	22.05	-0.8	21.25	0.133	1.00	Pass
			RB3#3	22.04	-0.8	21.24	0.133	1.00	Pass
			RB6#0	20.71	-0.8	19.91	0.098	1.00	Pass
	HCH	QPSK	RB1#0	22.77	-0.8	21.97	0.157	1.00	Pass
			RB1#3	22.79	-0.8	21.99	0.158	1.00	Pass
			RB1#5	22.81	-0.8	22.01	0.159	1.00	Pass
			RB3#0	22.88	-0.8	22.08	0.161	1.00	Pass
			RB3#2	22.93	-0.8	22.13	0.163	1.00	Pass
			RB3#3	22.89	-0.8	22.09	0.162	1.00	Pass
			RB6#0	21.88	-0.8	21.08	0.128	1.00	Pass
		16-QAM	RB1#0	21.89	-0.8	21.09	0.129	1.00	Pass
			RB1#3	21.91	-0.8	21.11	0.129	1.00	Pass
			RB1#5	21.89	-0.8	21.09	0.129	1.00	Pass
			RB3#0	22	-0.8	21.20	0.132	1.00	Pass

Test BW	Test Channel	Test Mode	Test RB (Size#Offset)	Conducted Output AV Power (dBm)	Antenna Gain (dBi)	EIRP (dBm)	EIRP (W)	Limit (W)	Verdict
LTE BAND66									
			RB3#2	22	-0.8	21.20	0.132	1.00	Pass
			RB3#3	22	-0.8	21.20	0.132	1.00	Pass
			RB6#0	20.97	-0.8	20.17	0.104	1.00	Pass
3 MHz	LCH	QPSK	RB1#0	22.94	-0.8	22.14	0.164	1.00	Pass
			RB1#7	22.89	-0.8	22.09	0.162	1.00	Pass
			RB1#14	22.87	-0.8	22.07	0.161	1.00	Pass
			RB8#0	21.9	-0.8	21.10	0.129	1.00	Pass
			RB8#4	21.91	-0.8	21.11	0.129	1.00	Pass
			RB8#7	21.91	-0.8	21.11	0.129	1.00	Pass
			RB15#0	21.9	-0.8	21.10	0.129	1.00	Pass
		16-QAM	RB1#0	21.88	-0.8	21.08	0.128	1.00	Pass
			RB1#7	21.81	-0.8	21.01	0.126	1.00	Pass
			RB1#14	21.81	-0.8	21.01	0.126	1.00	Pass
			RB8#0	21.02	-0.8	20.22	0.105	1.00	Pass
			RB8#4	21.03	-0.8	20.23	0.105	1.00	Pass
			RB8#7	21.05	-0.8	20.25	0.106	1.00	Pass
			RB15#0	20.95	-0.8	20.15	0.104	1.00	Pass
	MCH	QPSK	RB1#0	22.82	-0.8	22.02	0.159	1.00	Pass
			RB1#7	22.81	-0.8	22.01	0.159	1.00	Pass
			RB1#14	22.78	-0.8	21.98	0.158	1.00	Pass
			RB8#0	21.85	-0.8	21.05	0.127	1.00	Pass
			RB8#4	21.83	-0.8	21.03	0.127	1.00	Pass
			RB8#7	21.81	-0.8	21.01	0.126	1.00	Pass
			RB15#0	21.85	-0.8	21.05	0.127	1.00	Pass
		16-QAM	RB1#0	22.23	-0.8	21.43	0.139	1.00	Pass
			RB1#7	22.21	-0.8	21.41	0.138	1.00	Pass
			RB1#14	22.22	-0.8	21.42	0.139	1.00	Pass
			RB8#0	20.94	-0.8	20.14	0.103	1.00	Pass
			RB8#4	20.92	-0.8	20.12	0.103	1.00	Pass
			RB8#7	20.93	-0.8	20.13	0.103	1.00	Pass
			RB15#0	20.88	-0.8	20.08	0.102	1.00	Pass
	HCH	QPSK	RB1#0	22.77	-0.8	21.97	0.157	1.00	Pass
			RB1#7	22.79	-0.8	21.99	0.158	1.00	Pass
			RB1#14	22.8	-0.8	22.00	0.158	1.00	Pass
			RB8#0	21.85	-0.8	21.05	0.127	1.00	Pass
			RB8#4	21.87	-0.8	21.07	0.128	1.00	Pass
			RB8#7	21.83	-0.8	21.03	0.127	1.00	Pass
			RB15#0	21.85	-0.8	21.05	0.127	1.00	Pass
		16-QAM	RB1#0	21.87	-0.8	21.07	0.128	1.00	Pass
			RB1#7	21.87	-0.8	21.07	0.128	1.00	Pass

Test BW	Test Channel	Test Mode	Test RB (Size#Offset)	Conducted Output AV Power (dBm)	Antenna Gain (dBi)	EIRP (dBm)	EIRP (W)	Limit (W)	Verdict
LTE BAND66									
			RB1#14	21.85	-0.8	21.05	0.127	1.00	Pass
			RB8#0	20.89	-0.8	20.09	0.102	1.00	Pass
			RB8#4	20.88	-0.8	20.08	0.102	1.00	Pass
			RB8#7	20.89	-0.8	20.09	0.102	1.00	Pass
			RB15#0	20.83	-0.8	20.03	0.101	1.00	Pass
5 MHz	LCH	QPSK	RB1#0	23.15	-0.8	22.35	0.172	1.00	Pass
			RB1#13	23.08	-0.8	22.28	0.169	1.00	Pass
			RB1#24	23.07	-0.8	22.27	0.169	1.00	Pass
			RB12#0	21.93	-0.8	21.13	0.130	1.00	Pass
			RB12#6	21.92	-0.8	21.12	0.129	1.00	Pass
			RB12#13	21.91	-0.8	21.11	0.129	1.00	Pass
			RB25#0	21.93	-0.8	21.13	0.130	1.00	Pass
		16-QAM	RB1#0	22.23	-0.8	21.43	0.139	1.00	Pass
			RB1#13	22.17	-0.8	21.37	0.137	1.00	Pass
			RB1#24	22.14	-0.8	21.34	0.136	1.00	Pass
			RB12#0	20.96	-0.8	20.16	0.104	1.00	Pass
			RB12#6	20.98	-0.8	20.18	0.104	1.00	Pass
			RB12#13	20.95	-0.8	20.15	0.104	1.00	Pass
			RB25#0	20.97	-0.8	20.17	0.104	1.00	Pass
	MCH	QPSK	RB1#0	22.95	-0.8	22.15	0.164	1.00	Pass
			RB1#13	22.87	-0.8	22.07	0.161	1.00	Pass
			RB1#24	22.93	-0.8	22.13	0.163	1.00	Pass
			RB12#0	21.89	-0.8	21.09	0.129	1.00	Pass
			RB12#6	21.87	-0.8	21.07	0.128	1.00	Pass
			RB12#13	21.82	-0.8	21.02	0.126	1.00	Pass
			RB25#0	21.88	-0.8	21.08	0.128	1.00	Pass
		16-QAM	RB1#0	22.49	-0.8	21.69	0.148	1.00	Pass
			RB1#13	22.44	-0.8	21.64	0.146	1.00	Pass
			RB1#24	22.5	-0.8	21.70	0.148	1.00	Pass
			RB12#0	20.99	-0.8	20.19	0.104	1.00	Pass
			RB12#6	20.96	-0.8	20.16	0.104	1.00	Pass
			RB12#13	20.91	-0.8	20.11	0.103	1.00	Pass
			RB25#0	20.9	-0.8	20.10	0.102	1.00	Pass
	HCH	QPSK	RB1#0	22.89	-0.8	22.09	0.162	1.00	Pass
			RB1#13	22.87	-0.8	22.07	0.161	1.00	Pass
			RB1#24	22.9	-0.8	22.10	0.162	1.00	Pass
			RB12#0	21.91	-0.8	21.11	0.129	1.00	Pass
			RB12#6	21.83	-0.8	21.03	0.127	1.00	Pass
			RB12#13	21.84	-0.8	21.04	0.127	1.00	Pass
			RB25#0	21.85	-0.8	21.05	0.127	1.00	Pass

Test BW	Test Channel	Test Mode	Test RB (Size#Offset)	Conducted Output AV Power (dBm)	Antenna Gain (dBi)	EIRP (dBm)	EIRP (W)	Limit (W)	Verdict
LTE BAND66									
		16-QAM	RB1#0	21.9	-0.8	21.10	0.129	1.00	Pass
			RB1#13	21.9	-0.8	21.10	0.129	1.00	Pass
			RB1#24	21.92	-0.8	21.12	0.129	1.00	Pass
			RB12#0	20.94	-0.8	20.14	0.103	1.00	Pass
			RB12#6	20.93	-0.8	20.13	0.103	1.00	Pass
			RB12#13	20.86	-0.8	20.06	0.101	1.00	Pass
			RB25#0	20.81	-0.8	20.01	0.100	1.00	Pass
10 MHz	LCH	QPSK	RB1#0	23.01	-0.8	22.21	0.166	1.00	Pass
			RB1#25	22.96	-0.8	22.16	0.164	1.00	Pass
			RB1#49	22.94	-0.8	22.14	0.164	1.00	Pass
			RB25#0	21.91	-0.8	21.11	0.129	1.00	Pass
			RB25#13	21.97	-0.8	21.17	0.131	1.00	Pass
			RB25#25	21.94	-0.8	21.14	0.130	1.00	Pass
			RB50#0	21.97	-0.8	21.17	0.131	1.00	Pass
		16-QAM	RB1#0	21.9	-0.8	21.10	0.129	1.00	Pass
			RB1#25	21.85	-0.8	21.05	0.127	1.00	Pass
			RB1#49	21.82	-0.8	21.02	0.126	1.00	Pass
			RB25#0	20.92	-0.8	20.12	0.103	1.00	Pass
			RB25#13	20.97	-0.8	20.17	0.104	1.00	Pass
			RB25#25	21	-0.8	20.20	0.105	1.00	Pass
			RB50#0	20.92	-0.8	20.12	0.103	1.00	Pass
	MCH	QPSK	RB1#0	22.83	-0.8	22.03	0.160	1.00	Pass
			RB1#25	22.89	-0.8	22.09	0.162	1.00	Pass
			RB1#49	22.81	-0.8	22.01	0.159	1.00	Pass
			RB25#0	21.81	-0.8	21.01	0.126	1.00	Pass
			RB25#13	21.86	-0.8	21.06	0.128	1.00	Pass
			RB25#25	21.86	-0.8	21.06	0.128	1.00	Pass
			RB50#0	21.86	-0.8	21.06	0.128	1.00	Pass
		16-QAM	RB1#0	22.21	-0.8	21.41	0.138	1.00	Pass
			RB1#25	22.24	-0.8	21.44	0.139	1.00	Pass
			RB1#49	22.16	-0.8	21.36	0.137	1.00	Pass
			RB25#0	20.85	-0.8	20.05	0.101	1.00	Pass
			RB25#13	20.93	-0.8	20.13	0.103	1.00	Pass
			RB25#25	20.92	-0.8	20.12	0.103	1.00	Pass
			RB50#0	20.88	-0.8	20.08	0.102	1.00	Pass
	HCH	QPSK	RB1#0	22.87	-0.8	22.07	0.161	1.00	Pass
			RB1#25	22.8	-0.8	22.00	0.158	1.00	Pass
			RB1#49	22.79	-0.8	21.99	0.158	1.00	Pass
			RB25#0	21.9	-0.8	21.10	0.129	1.00	Pass
			RB25#13	21.84	-0.8	21.04	0.127	1.00	Pass

Test BW	Test Channel	Test Mode	Test RB (Size#Offset)	Conducted Output AV Power (dBm)	Antenna Gain (dBi)	EIRP (dBm)	EIRP (W)	Limit (W)	Verdict
LTE BAND66									
			RB25#25	21.82	-0.8	21.02	0.126	1.00	Pass
			RB50#0	21.88	-0.8	21.08	0.128	1.00	Pass
		16-QAM	RB1#0	21.87	-0.8	21.07	0.128	1.00	Pass
			RB1#25	21.87	-0.8	21.07	0.128	1.00	Pass
			RB1#49	21.84	-0.8	21.04	0.127	1.00	Pass
			RB25#0	21	-0.8	20.20	0.105	1.00	Pass
			RB25#13	20.92	-0.8	20.12	0.103	1.00	Pass
			RB25#25	20.91	-0.8	20.11	0.103	1.00	Pass
			RB50#0	20.88	-0.8	20.08	0.102	1.00	Pass
15 MHz	LCH	QPSK	RB1#0	22.97	-0.8	22.17	0.165	1.00	Pass
			RB1#38	22.95	-0.8	22.15	0.164	1.00	Pass
			RB1#74	22.82	-0.8	22.02	0.159	1.00	Pass
			RB36#0	21.9	-0.8	21.10	0.129	1.00	Pass
			RB36#19	21.91	-0.8	21.11	0.129	1.00	Pass
			RB36#39	21.89	-0.8	21.09	0.129	1.00	Pass
			RB75#0	21.92	-0.8	21.12	0.129	1.00	Pass
		16-QAM	RB1#0	21.89	-0.8	21.09	0.129	1.00	Pass
			RB1#38	21.88	-0.8	21.08	0.128	1.00	Pass
			RB1#74	21.73	-0.8	20.93	0.124	1.00	Pass
			RB36#0	20.92	-0.8	20.12	0.103	1.00	Pass
			RB36#19	20.92	-0.8	20.12	0.103	1.00	Pass
			RB36#39	20.9	-0.8	20.10	0.102	1.00	Pass
			RB75#0	20.9	-0.8	20.10	0.102	1.00	Pass
	MCH	QPSK	RB1#0	22.89	-0.8	22.09	0.162	1.00	Pass
			RB1#38	22.88	-0.8	22.08	0.161	1.00	Pass
			RB1#74	22.78	-0.8	21.98	0.158	1.00	Pass
			RB36#0	21.83	-0.8	21.03	0.127	1.00	Pass
			RB36#19	21.84	-0.8	21.04	0.127	1.00	Pass
			RB36#39	21.82	-0.8	21.02	0.126	1.00	Pass
			RB75#0	21.86	-0.8	21.06	0.128	1.00	Pass
		16-QAM	RB1#0	22.27	-0.8	21.47	0.140	1.00	Pass
			RB1#38	22.28	-0.8	21.48	0.141	1.00	Pass
			RB1#74	22.14	-0.8	21.34	0.136	1.00	Pass
			RB36#0	20.88	-0.8	20.08	0.102	1.00	Pass
			RB36#19	20.91	-0.8	20.11	0.103	1.00	Pass
			RB36#39	20.88	-0.8	20.08	0.102	1.00	Pass
			RB75#0	20.85	-0.8	20.05	0.101	1.00	Pass
	HCH	QPSK	RB1#0	22.8	-0.8	22.00	0.158	1.00	Pass
			RB1#38	22.77	-0.8	21.97	0.157	1.00	Pass
			RB1#74	22.68	-0.8	21.88	0.154	1.00	Pass

Test BW	Test Channel	Test Mode	Test RB (Size#Offset)	Conducted Output AV Power (dBm)	Antenna Gain (dBi)	EIRP (dBm)	EIRP (W)	Limit (W)	Verdict
LTE BAND66									
			RB36#0	21.89	-0.8	21.09	0.129	1.00	Pass
			RB36#19	21.85	-0.8	21.05	0.127	1.00	Pass
			RB36#39	21.8	-0.8	21.00	0.126	1.00	Pass
			RB75#0	21.85	-0.8	21.05	0.127	1.00	Pass
		16-QAM	RB1#0	22.24	-0.8	21.44	0.139	1.00	Pass
			RB1#38	22.2	-0.8	21.40	0.138	1.00	Pass
			RB1#74	22.13	-0.8	21.33	0.136	1.00	Pass
			RB36#0	20.86	-0.8	20.06	0.101	1.00	Pass
			RB36#19	20.81	-0.8	20.01	0.100	1.00	Pass
			RB36#39	20.77	-0.8	19.97	0.099	1.00	Pass
			RB75#0	20.81	-0.8	20.01	0.100	1.00	Pass
20 MHz	LCH	QPSK	RB1#0	22.98	-0.8	22.18	0.165	1.00	Pass
			RB1#50	23.01	-0.8	22.21	0.166	1.00	Pass
			RB1#99	22.84	-0.8	22.04	0.160	1.00	Pass
			RB50#0	21.88	-0.8	21.08	0.128	1.00	Pass
			RB50#25	21.98	-0.8	21.18	0.131	1.00	Pass
			RB50#50	21.95	-0.8	21.15	0.130	1.00	Pass
			RB100#0	21.89	-0.8	21.09	0.129	1.00	Pass
		16-QAM	RB1#0	22.48	-0.8	21.68	0.147	1.00	Pass
			RB1#50	22.55	-0.8	21.75	0.150	1.00	Pass
			RB1#99	22.34	-0.8	21.54	0.143	1.00	Pass
			RB50#0	20.9	-0.8	20.10	0.102	1.00	Pass
			RB50#25	20.97	-0.8	20.17	0.104	1.00	Pass
			RB50#50	20.92	-0.8	20.12	0.103	1.00	Pass
			RB100#0	20.9	-0.8	20.10	0.102	1.00	Pass
	MCH	QPSK	RB1#0	22.88	-0.8	22.08	0.161	1.00	Pass
			RB1#50	22.93	-0.8	22.13	0.163	1.00	Pass
			RB1#99	22.83	-0.8	22.03	0.160	1.00	Pass
			RB50#0	21.83	-0.8	21.03	0.127	1.00	Pass
			RB50#25	21.9	-0.8	21.10	0.129	1.00	Pass
			RB50#50	21.8	-0.8	21.00	0.126	1.00	Pass
			RB100#0	21.84	-0.8	21.04	0.127	1.00	Pass
		16-QAM	RB1#0	22.26	-0.8	21.46	0.140	1.00	Pass
			RB1#50	22.28	-0.8	21.48	0.141	1.00	Pass
			RB1#99	22.15	-0.8	21.35	0.136	1.00	Pass
			RB50#0	20.85	-0.8	20.05	0.101	1.00	Pass
			RB50#25	20.9	-0.8	20.10	0.102	1.00	Pass
			RB50#50	20.81	-0.8	20.01	0.100	1.00	Pass
			RB100#0	20.8	-0.8	20.00	0.100	1.00	Pass
	HCH	QPSK	RB1#0	22.77	-0.8	21.97	0.157	1.00	Pass

Test BW	Test Channel	Test Mode	Test RB (Size#Offset)	Conducted Output AV Power (dBm)	Antenna Gain (dBi)	EIRP (dBm)	EIRP (W)	Limit (W)	Verdict
LTE BAND66									
			RB1#50	22.83	-0.8	22.03	0.160	1.00	Pass
			RB1#99	22.69	-0.8	21.89	0.155	1.00	Pass
			RB50#0	21.95	-0.8	21.15	0.130	1.00	Pass
			RB50#25	21.85	-0.8	21.05	0.127	1.00	Pass
			RB50#50	21.73	-0.8	20.93	0.124	1.00	Pass
			RB100#0	21.76	-0.8	20.96	0.125	1.00	Pass
		16-QAM	RB1#0	22.23	-0.8	21.43	0.139	1.00	Pass
			RB1#50	22.31	-0.8	21.51	0.142	1.00	Pass
			RB1#99	22.14	-0.8	21.34	0.136	1.00	Pass
			RB50#0	20.88	-0.8	20.08	0.102	1.00	Pass
			RB50#25	20.82	-0.8	20.02	0.100	1.00	Pass
			RB50#50	20.69	-0.8	19.89	0.097	1.00	Pass
			RB100#0	20.77	-0.8	19.97	0.099	1.00	Pass

Modulation	PCC RB		SCC RB		Conducted Output AV Power (dBm)			Antenna Gain (dBi)	EIRP (W)			Limit (W)
	Size	Offset	Size	Offset	LCH	MCH	HCH		LCH	MCH	HCH	
CA_7C												
10MHz+20MHz												
QPSK	1	49	1	0	22.36	22.12	22.29	-0.5	0.153	0.145	0.151	2.000
	50	0	100	0	20.54	20.35	20.58	-0.5	0.101	0.097	0.102	2.000
16-QAM	1	49	1	0	21.49	20.92	20.8	-0.5	0.126	0.110	0.107	2.000
	50	0	100	0	19.62	19.35	19.52	-0.5	0.082	0.077	0.080	2.000
20MHz+10MHz												
QPSK	1	99	1	0	22.4	22.26	22.37	-0.5	0.155	0.150	0.154	2.000
	100	0	50	0	20.56	20.42	20.56	-0.5	0.101	0.098	0.101	2.000
16-QAM	1	99	1	0	21.38	21.62	21.24	-0.5	0.122	0.129	0.119	2.000
	100	0	50	0	19.58	19.37	19.57	-0.5	0.081	0.077	0.081	2.000
15MHz+15MHz												
QPSK	1	74	1	0	22.3	22.35	22.24	-0.5	0.151	0.153	0.149	2.000
	75	0	75	0	20.6	20.38	20.56	-0.5	0.102	0.097	0.101	2.000
16-QAM	1	74	1	0	21.2	21.8	21.3	-0.5	0.117	0.135	0.120	2.000
	75	0	75	0	19.1	19.4	19.56	-0.5	0.072	0.078	0.081	2.000
15MHz+20MHz												
QPSK	1	74	1	0	22.3	22.3	22.23	-0.5	0.151	0.151	0.149	2.000
	75	0	100	0	20.64	20.32	20.57	-0.5	0.103	0.096	0.102	2.000
16-QAM	1	74	1	0	21.26	20.97	21.71	-0.5	0.119	0.111	0.132	2.000
	75	0	100	0	19.58	19.33	19.65	-0.5	0.081	0.076	0.082	2.000
20MHz+15MHz												
QPSK	1	99	1	0	22.5	22.34	22.36	-0.5	0.158	0.153	0.153	2.000
	100	0	75	0	20.65	20.31	20.65	-0.5	0.104	0.096	0.104	2.000
16-QAM	1	99	1	0	21.5	21.61	21.28	-0.5	0.126	0.129	0.120	2.000
	100	0	75	0	19.6	19.28	19.59	-0.5	0.081	0.076	0.081	2.000
20MHz+20MHz												
QPSK	1	99	1	0	22.34	22.22	22.28	-0.5	0.153	0.149	0.151	2.000
	100	0	100	0	20.59	20.22	20.55	-0.5	0.102	0.094	0.101	2.000
16-QAM	1	99	1	0	21.29	21.33	20.96	-0.5	0.120	0.121	0.111	2.000
	100	0	100	0	19.58	19.22	19.56	-0.5	0.081	0.074	0.081	2.000

Modulation	PCC RB		SCC RB		Conducted Output AV Power (dBm)			Antenna Gain (dBi)	EIRP (W)			Limit (W)
	Size	Offset	Size	Offset	LCH	MCH	HCH		LCH	MCH	HCH	
CA_38C												
15MHz+15MHz												
QPSK	1	74	1	0	22.95	23.09	22.98	-0.5	0.176	0.182	0.177	2.000
	75	0	75	0	20.92	20.92	20.91	-0.5	0.110	0.110	0.110	2.000
16-QAM	1	74	1	0	21.93	22.09	22.03	-0.5	0.139	0.144	0.142	2.000
	75	0	75	0	19.91	19.92	19.96	-0.5	0.087	0.087	0.088	2.000
20MHz+20MHz												
QPSK	1	99	1	0	22.81	22.72	22.76	-0.5	0.170	0.167	0.168	2.000
	100	0	100	0	20.76	20.75	22.82	-0.5	0.106	0.106	0.171	2.000
16-QAM	1	99	1	0	21.61	21.47	21.6	-0.5	0.129	0.125	0.129	2.000
	100	0	100	0	19.73	19.87	19.8	-0.5	0.084	0.086	0.085	2.000

Modulation	PCC RB		SCC RB		Conducted Output AV Power (dBm)			Antenna Gain (dBi)	EIRP (W)			Limit (W)
	Size	Offset	Size	Offset	LCH	MCH	HCH		LCH	MCH	HCH	
CA_41C												
5MHz+20MHz												
QPSK	1	24	1	0	22.5	22.51	22.34	-0.5	0.158	0.159	0.153	2.000
	25	0	100	0	20.85	20.84	20.78	-0.5	0.108	0.108	0.107	2.000
16-QAM	1	24	1	0	21.59	21.5	21.56	-0.5	0.129	0.126	0.128	2.000
	25	0	100	0	19.88	19.8	19.84	-0.5	0.087	0.085	0.086	2.000
20MHz+5MHz												
QPSK	1	99	1	0	22.84	22.65	22.74	-0.5	0.171	0.164	0.167	2.000
	100	0	25	0	20.97	20.93	20.87	-0.5	0.111	0.110	0.109	2.000
16-QAM	1	99	1	0	21.59	21.27	21.53	-0.5	0.129	0.119	0.127	2.000
	100	0	25	0	19.95	19.91	19.89	-0.5	0.088	0.087	0.087	2.000
10MHz+20MHz												
QPSK	1	49	1	0	22.69	22.46	22.46	-0.5	0.166	0.157	0.157	2.000
	50	0	100	0	20.92	20.76	20.77	-0.5	0.110	0.106	0.106	2.000
16-QAM	1	49	1	0	21.54	21.47	21.56	-0.5	0.127	0.125	0.128	2.000
	50	0	100	0	19.89	19.78	19.78	-0.5	0.087	0.085	0.085	2.000
20MHz+10MHz												
QPSK	1	99	1	0	22.8	22.66	22.77	-0.5	0.170	0.164	0.169	2.000
	100	0	50	0	20.87	20.81	20.88	-0.5	0.109	0.107	0.109	2.000
16-QAM	1	99	1	0	21.61	21.3	21.58	-0.5	0.129	0.120	0.128	2.000
	100	0	50	0	19.9	19.83	19.88	-0.5	0.087	0.086	0.087	2.000
15MHz+15MHz												
QPSK	1	74	1	0	22.91	22.83	22.88	-0.5	0.174	0.171	0.173	2.000
	75	0	75	0	20.93	20.78	20.83	-0.5	0.110	0.107	0.108	2.000
16-QAM	1	74	1	0	21.92	21.88	21.85	-0.5	0.139	0.137	0.136	2.000
	75	0	75	0	20	19.82	19.9	-0.5	0.089	0.086	0.087	2.000
15MHz+20MHz												
QPSK	1	74	1	0	22.77	22.83	22.84	-0.5	0.169	0.171	0.171	2.000
	75	0	100	0	20.89	20.81	20.75	-0.5	0.109	0.107	0.106	2.000
16-QAM	1	74	1	0	21.71	21.84	21.81	-0.5	0.132	0.136	0.135	2.000
	75	0	100	0	19.89	19.79	19.77	-0.5	0.087	0.085	0.085	2.000
20MHz+15MHz												
QPSK	1	99	1	0	23	22.88	22.89	-0.5	0.178	0.173	0.173	2.000
	100	0	75	0	20.88	20.79	20.81	-0.5	0.109	0.107	0.107	2.000
16-QAM	1	99	1	0	21.78	21.76	21.69	-0.5	0.134	0.134	0.132	2.000
	100	0	75	0	19.87	19.75	19.84	-0.5	0.086	0.084	0.086	2.000
20MHz+20MHz												
QPSK	1	99	1	0	22.84	22.5	22.42	-0.5	0.171	0.158	0.156	2.000
	100	0	100	0	20.9	20.74	20.7	-0.5	0.110	0.106	0.105	2.000
16-QAM	1	99	1	0	21.63	21.13	21.26	-0.5	0.130	0.116	0.119	2.000
	100	0	100	0	19.79	19.73	19.68	-0.5	0.085	0.084	0.083	2.000

NR Mode Test Data

Test BW	Test Channel	Test Mode	UL RB Number	UL RB Position	Conducted Output AV Power(dBm)	EIRP (W)	Limit (W)	Verdict
NR Band n5								
5	LCH	16QAM	1	1	23.15	0.088	7.000	Pass
			1	23	23.19	0.089	7.000	Pass
			12	6	22.92	0.084	7.000	Pass
		QPSK	1	1	23.87	0.104	7.000	Pass
			1	23	23.84	0.103	7.000	Pass
			12	6	23.89	0.104	7.000	Pass
	MCH	16QAM	1	1	23.14	0.088	7.000	Pass
			1	23	23.16	0.088	7.000	Pass
			12	6	22.95	0.084	7.000	Pass
		QPSK	1	1	23.85	0.104	7.000	Pass
			1	23	23.82	0.103	7.000	Pass
			12	6	23.88	0.104	7.000	Pass
	HCH	16QAM	1	1	23.07	0.086	7.000	Pass
			1	23	23.09	0.087	7.000	Pass
			12	6	22.73	0.080	7.000	Pass
		QPSK	1	1	23.72	0.100	7.000	Pass
			1	23	23.68	0.100	7.000	Pass
			12	6	23.78	0.102	7.000	Pass
15	LCH	16QAM	1	1	23.04	0.086	7.000	Pass
			1	77	23.06	0.086	7.000	Pass
			36	18	22.73	0.080	7.000	Pass
		QPSK	1	1	23.64	0.099	7.000	Pass
			1	77	23.65	0.099	7.000	Pass
			36	18	23.77	0.102	7.000	Pass
	MCH	16QAM	1	1	23.06	0.086	7.000	Pass
			1	77	23.03	0.086	7.000	Pass
			36	18	22.79	0.081	7.000	Pass
		QPSK	1	1	23.67	0.099	7.000	Pass
			1	77	23.73	0.101	7.000	Pass
			36	18	23.79	0.102	7.000	Pass
	HCH	16QAM	1	1	23.02	0.086	7.000	Pass
			1	77	22.93	0.084	7.000	Pass
			36	18	22.76	0.081	7.000	Pass
		QPSK	1	1	23.64	0.099	7.000	Pass
			1	77	23.58	0.097	7.000	Pass
			36	18	23.79	0.102	7.000	Pass
20	LCH	16QAM	1	1	22.97	0.085	7.000	Pass
			1	104	23.02	0.086	7.000	Pass
			50	25	22.74	0.080	7.000	Pass
		QPSK	1	1	23.61	0.098	7.000	Pass

			1	104	23.69	0.100	7.000	Pass
			50	25	23.81	0.103	7.000	Pass
	MCH	16QAM	1	1	23.06	0.086	7.000	Pass
			1	104	22.96	0.084	7.000	Pass
			50	25	22.83	0.082	7.000	Pass
		QPSK	1	1	23.73	0.101	7.000	Pass
			1	104	23.68	0.100	7.000	Pass
			50	25	23.87	0.104	7.000	Pass
	HCH	16QAM	1	1	22.99	0.085	7.000	Pass
			1	104	22.87	0.083	7.000	Pass
			50	25	22.82	0.082	7.000	Pass
		QPSK	1	1	23.64	0.099	7.000	Pass
			1	104	23.62	0.098	7.000	Pass
			50	25	23.85	0.104	7.000	Pass

Test BW	Test Channel	Test Mode	UL RB Number	UL RB Position	Conducted Output AV Power(dBm)	EIRP (W)	Limit (W)	Verdict
NR Band n7								
5	LCH	16QAM	1	1	22.71	0.166	2.000	Pass
			1	23	22.46	0.157	2.000	Pass
			12	6	22.33	0.152	2.000	Pass
		QPSK	1	1	23.22	0.187	2.000	Pass
			1	23	23.09	0.182	2.000	Pass
			12	6	23.23	0.187	2.000	Pass
	MCH	16QAM	1	1	22.12	0.145	2.000	Pass
			1	23	22.29	0.151	2.000	Pass
			12	6	22.00	0.141	2.000	Pass
		QPSK	1	1	22.87	0.173	2.000	Pass
			1	23	22.81	0.170	2.000	Pass
			12	6	22.98	0.177	2.000	Pass
	HCH	16QAM	1	1	22.43	0.156	2.000	Pass
			1	23	22.81	0.170	2.000	Pass
			12	6	22.42	0.156	2.000	Pass
		QPSK	1	1	23.03	0.179	2.000	Pass
			1	23	22.39	0.155	2.000	Pass
			12	6	22.68	0.165	2.000	Pass
15	LCH	16QAM	1	1	22.51	0.159	2.000	Pass
			1	77	22.14	0.146	2.000	Pass
			36	18	22.23	0.149	2.000	Pass
		QPSK	1	1	23.33	0.192	2.000	Pass
			1	77	22.85	0.172	2.000	Pass
			36	18	23.21	0.187	2.000	Pass
	MCH	16QAM	1	1	22.16	0.147	2.000	Pass
			1	77	22.14	0.146	2.000	Pass
			36	18	22.00	0.141	2.000	Pass
		QPSK	1	1	22.79	0.169	2.000	Pass
			1	77	22.93	0.175	2.000	Pass
			36	18	22.97	0.177	2.000	Pass
	HCH	16QAM	1	1	22.22	0.149	2.000	Pass
			1	77	22.63	0.163	2.000	Pass
			36	18	22.32	0.152	2.000	Pass
		QPSK	1	1	23.14	0.184	2.000	Pass
			1	77	22.78	0.169	2.000	Pass
			36	18	23.28	0.190	2.000	Pass
20	LCH	16QAM	1	1	22.57	0.161	2.000	Pass
			1	104	22.24	0.149	2.000	Pass
			50	25	22.15	0.146	2.000	Pass
		QPSK	1	1	23.19	0.186	2.000	Pass

			1	104	22.79	0.169	2.000	Pass
			50	25	23.14	0.184	2.000	Pass
	MCH	16QAM	1	1	22.22	0.149	2.000	Pass
			1	104	22.28	0.151	2.000	Pass
			50	25	22.00	0.141	2.000	Pass
		QPSK	1	1	22.73	0.167	2.000	Pass
			1	104	22.88	0.173	2.000	Pass
			50	25	23.01	0.178	2.000	Pass
	HCH	16QAM	1	1	22.34	0.153	2.000	Pass
			1	104	22.69	0.166	2.000	Pass
			50	25	22.37	0.154	2.000	Pass
		QPSK	1	1	23.09	0.182	2.000	Pass
			1	104	22.55	0.160	2.000	Pass
			50	25	23.23	0.187	2.000	Pass

Test BW	Test Channel	Test Mode	UL RB Number	UL RB Position	Conducted Output AV Power(dBm)	EIRP (W)	Limit (W)	Verdict
NR Band n38								
10	LCH	16QAM	1	1	22.69	0.166	2.000	Pass
			1	22	22.63	0.163	2.000	Pass
			12	6	22.54	0.160	2.000	Pass
		QPSK	1	1	23.43	0.196	2.000	Pass
			1	22	23.31	0.191	2.000	Pass
			12	6	23.52	0.200	2.000	Pass
	MCH	16QAM	1	1	22.22	0.149	2.000	Pass
			1	22	22.28	0.151	2.000	Pass
			12	6	22.28	0.151	2.000	Pass
		QPSK	1	1	23.23	0.187	2.000	Pass
			1	22	23.12	0.183	2.000	Pass
			12	6	23.29	0.190	2.000	Pass
	HCH	16QAM	1	1	22.03	0.142	2.000	Pass
			1	22	22.05	0.143	2.000	Pass
			12	6	22.08	0.144	2.000	Pass
		QPSK	1	1	22.94	0.175	2.000	Pass
			1	22	22.93	0.175	2.000	Pass
			12	6	23.16	0.185	2.000	Pass
15	LCH	16QAM	1	1	22.44	0.156	2.000	Pass
			1	36	22.18	0.147	2.000	Pass
			18	9	22.57	0.161	2.000	Pass
		QPSK	1	1	23.33	0.192	2.000	Pass
			1	36	23.35	0.193	2.000	Pass
			18	9	23.43	0.196	2.000	Pass
	MCH	16QAM	1	1	22.08	0.144	2.000	Pass
			1	36	22.09	0.144	2.000	Pass
			18	9	22.33	0.152	2.000	Pass
		QPSK	1	1	23.26	0.189	2.000	Pass
			1	36	23.01	0.178	2.000	Pass
			18	9	23.19	0.186	2.000	Pass
	HCH	16QAM	1	1	22.04	0.143	2.000	Pass
			1	36	22.06	0.143	2.000	Pass
			18	9	22.07	0.144	2.000	Pass
		QPSK	1	1	23.04	0.179	2.000	Pass
			1	36	22.98	0.177	2.000	Pass
			18	9	23.08	0.181	2.000	Pass
20	LCH	16QAM	1	1	22.03	0.142	2.000	Pass
			1	49	22.06	0.143	2.000	Pass
			25	12	22.54	0.160	2.000	Pass
		QPSK	1	1	23.34	0.192	2.000	Pass

			1	49	23.16	0.185	2.000	Pass
			25	12	23.43	0.196	2.000	Pass
	MCH	16QAM	1	1	22.15	0.146	2.000	Pass
			1	49	21.88	0.137	2.000	Pass
			25	12	22.32	0.152	2.000	Pass
		QPSK	1	1	23.17	0.185	2.000	Pass
			1	49	22.98	0.177	2.000	Pass
			25	12	23.24	0.188	2.000	Pass
	HCH	16QAM	1	1	21.94	0.139	2.000	Pass
			1	49	21.88	0.137	2.000	Pass
			25	12	22.13	0.146	2.000	Pass
		QPSK	1	1	23.07	0.181	2.000	Pass
			1	49	22.96	0.176	2.000	Pass
			25	12	23.06	0.180	2.000	Pass

Test BW	Test Channel	Test Mode	UL RB Number	UL RB Position	Conducted Output AV Power(dBm)	EIRP (W)	Limit (W)	Verdict
NR Band n41								
10	LCH	16QAM	1	1	22.36	0.153	2.000	Pass
			1	22	22.27	0.150	2.000	Pass
			12	6	22.63	0.163	2.000	Pass
		QPSK	1	1	23.68	0.208	2.000	Pass
			1	22	23.47	0.198	2.000	Pass
			12	6	23.59	0.204	2.000	Pass
	MCH	16QAM	1	1	22.28	0.151	2.000	Pass
			1	22	22.06	0.143	2.000	Pass
			12	6	22.42	0.156	2.000	Pass
		QPSK	1	1	23.36	0.193	2.000	Pass
			1	22	23.26	0.189	2.000	Pass
			12	6	23.38	0.194	2.000	Pass
	HCH	16QAM	1	1	22.12	0.145	2.000	Pass
			1	22	22.33	0.152	2.000	Pass
			12	6	22.48	0.158	2.000	Pass
		QPSK	1	1	23.42	0.196	2.000	Pass
			1	22	23.53	0.201	2.000	Pass
			12	6	23.43	0.196	2.000	Pass
60	LCH	16QAM	1	1	22.25	0.150	2.000	Pass
			1	160	22.06	0.143	2.000	Pass
			81	40	22.32	0.152	2.000	Pass
		QPSK	1	1	23.44	0.197	2.000	Pass
			1	160	23.14	0.184	2.000	Pass
			81	40	23.28	0.190	2.000	Pass
	MCH	16QAM	1	1	21.97	0.140	2.000	Pass
			1	160	21.61	0.129	2.000	Pass
			81	40	22.39	0.155	2.000	Pass
		QPSK	1	1	23.11	0.182	2.000	Pass
			1	160	22.78	0.169	2.000	Pass
			81	40	23.39	0.195	2.000	Pass
	HCH	16QAM	1	1	21.65	0.130	2.000	Pass
			1	160	21.98	0.141	2.000	Pass
			81	40	22.37	0.154	2.000	Pass
		QPSK	1	1	22.86	0.172	2.000	Pass
			1	160	23.17	0.185	2.000	Pass
			81	40	23.38	0.194	2.000	Pass
100	LCH	16QAM	1	1	21.62	0.129	2.000	Pass
			1	271	21.19	0.117	2.000	Pass
			135	67	22.31	0.152	2.000	Pass
		QPSK	1	1	22.87	0.173	2.000	Pass

			1	271	22.37	0.154	2.000	Pass
			135	67	23.29	0.190	2.000	Pass
	MCH	16QAM	1	1	21.15	0.116	2.000	Pass
			1	271	21.12	0.115	2.000	Pass
			135	67	22.31	0.152	2.000	Pass
		QPSK	1	1	22.26	0.150	2.000	Pass
			1	271	22.33	0.152	2.000	Pass
			135	67	23.32	0.191	2.000	Pass
	HCH	16QAM	1	1	21.28	0.120	2.000	Pass
			1	271	21.36	0.122	2.000	Pass
			135	67	22.23	0.149	2.000	Pass
		QPSK	1	1	22.39	0.155	2.000	Pass
			1	271	22.53	0.160	2.000	Pass
			135	67	23.24	0.188	2.000	Pass

Test BW	Test Channel	Test Mode	NR UL RB No.	NR UL RB Pos.	LTE UL RB No.	LTE UL RB Pos.	NR Conducted Output Power (dBm)	LTE Conducted Output Power (dBm)	Total Conducted Output Power (dBm)	ERP (W)	Limit (W)	Verdict
DC_7A_n5A												
20MHz(LTE) + 5MHz(NR)	LCH	QPSK	1	1	1	0	23.34	-0.5	23.36	0.092	7.000	Pass
			1	23	1	99	23.32	-0.19	23.34	0.092	7.000	Pass
			12	6	100	0	23.4	-0.21	23.42	0.094	7.000	Pass
		16QAM	1	1	1	0	22.46	0.01	22.48	0.076	7.000	Pass
			1	23	1	99	22.42	0.19	22.45	0.075	7.000	Pass
			12	6	100	0	22.43	-0.3	22.45	0.075	7.000	Pass
	MCH	QPSK	1	1	1	0	23.32	-0.01	23.34	0.092	7.000	Pass
			1	23	1	99	23.30	-0.3	23.32	0.092	7.000	Pass
			12	6	100	0	23.38	-0.02	23.40	0.093	7.000	Pass
		16QAM	1	1	1	0	22.47	0.54	22.50	0.076	7.000	Pass
			1	23	1	99	22.46	0.13	22.49	0.076	7.000	Pass
			12	6	100	0	22.43	0.07	22.46	0.075	7.000	Pass
	HCH	QPSK	1	1	1	0	23.27	-0.38	23.29	0.091	7.000	Pass
			1	23	1	99	23.13	-0.19	23.15	0.088	7.000	Pass
			12	6	100	0	23.27	-0.33	23.29	0.091	7.000	Pass
		16QAM	1	1	1	0	22.40	0.03	22.43	0.075	7.000	Pass
			1	23	1	99	22.39	0.08	22.42	0.074	7.000	Pass
			12	6	100	0	22.34	-0.36	22.36	0.074	7.000	Pass
20MHz(LTE) + 15MHz(NR)	LCH	QPSK	1	1	1	0	23.29	-0.38	23.31	0.091	7.000	Pass
			1	77	1	99	23.16	0.17	23.18	0.089	7.000	Pass
			36	18	100	0	23.28	-0.2	23.30	0.091	7.000	Pass
		16QAM	1	1	1	0	22.36	-0.08	22.38	0.074	7.000	Pass
			1	77	1	99	22.33	0.54	22.36	0.073	7.000	Pass
			36	18	100	0	22.43	-0.14	22.45	0.075	7.000	Pass
	MCH	QPSK	1	1	1	0	23.25	-0.06	23.27	0.091	7.000	Pass
			1	77	1	99	23.16	-0.33	23.18	0.089	7.000	Pass
			36	18	100	0	23.33	0.01	23.35	0.092	7.000	Pass
		16QAM	1	1	1	0	22.36	0.38	22.39	0.074	7.000	Pass
			1	77	1	99	22.32	0.14	22.35	0.073	7.000	Pass
			36	18	100	0	22.4	0.07	22.43	0.075	7.000	Pass
	HCH	QPSK	1	1	1	0	23.16	-0.49	23.18	0.089	7.000	Pass
			1	77	1	99	23.09	-0.17	23.11	0.087	7.000	Pass
			36	18	100	0	23.35	-0.33	23.37	0.093	7.000	Pass
		16QAM	1	1	1	0	22.32	-0.05	22.35	0.073	7.000	Pass
			1	77	1	99	22.15	0.31	22.18	0.070	7.000	Pass
			36	18	100	0	22.4	-0.28	22.42	0.075	7.000	Pass
20MHz(LTE) +	LCH	QPSK	1	1	1	0	23.24	-0.3	23.26	0.090	7.000	Pass
			1	104	1	99	23.16	0.06	23.18	0.089	7.000	Pass

20MHz(NR)			50	25	100	0	23.31	-0.24	23.33	0.092	7.000	Pass
		16QAM	1	1	1	0	22.29	-0.15	22.31	0.073	7.000	Pass
			1	104	1	99	22.28	0.36	22.31	0.073	7.000	Pass
			50	25	100	0	22.37	-0.24	22.39	0.074	7.000	Pass
	MCH	QPSK	1	1	1	0	23.25	0.08	23.27	0.091	7.000	Pass
			1	104	1	99	23.14	-0.28	23.16	0.088	7.000	Pass
			50	25	100	0	23.38	0.07	23.40	0.093	7.000	Pass
		16QAM	1	1	1	0	22.36	0.36	22.39	0.074	7.000	Pass
			1	104	1	99	22.22	0.24	22.25	0.072	7.000	Pass
			50	25	100	0	22.39	-0.01	22.41	0.074	7.000	Pass
	HCH	QPSK	1	1	1	0	23.17	-0.32	23.19	0.089	7.000	Pass
			1	104	1	99	23.11	-0.16	23.13	0.088	7.000	Pass
			50	25	100	0	23.40	-0.35	23.42	0.094	7.000	Pass
		16QAM	1	1	1	0	22.21	0.15	22.24	0.071	7.000	Pass
			1	104	1	99	22.18	0.17	22.21	0.071	7.000	Pass
			50	25	100	0	22.39	-0.39	22.41	0.074	7.000	Pass

Test BW	Test Channel	Test Mode	NR UL RB No.	NR UL RB Pos.	LTE UL RB No.	LTE UL RB Pos.	NR Conducted Output Power (dBm)	LTE Conducted Output Power (dBm)	Total Conducted Output Power (dBm)	ERP (W)	Limit (W)	Verdict
DC_66A_n7A												
20MHz(LTE) + 5MHz(NR)	LCH	QPSK	1	1	1	0	23.14	0.02	23.16	0.185	2.000	Pass
			1	23	1	99	23.07	0.02	23.09	0.182	2.000	Pass
			12	6	100	0	23.25	0.19	23.27	0.189	2.000	Pass
		16QAM	1	1	1	0	22.36	0.46	22.39	0.154	2.000	Pass
			1	23	1	99	22.29	0.33	22.32	0.152	2.000	Pass
			12	6	100	0	22.17	0.15	22.20	0.148	2.000	Pass
	MCH	QPSK	1	1	1	0	22.73	-0.97	22.75	0.168	2.000	Pass
			1	23	1	99	22.78	-0.91	22.80	0.170	2.000	Pass
			12	6	100	0	22.84	0.15	22.86	0.172	2.000	Pass
		16QAM	1	1	1	0	21.88	0.36	21.91	0.138	2.000	Pass
			1	23	1	99	21.92	0.42	21.95	0.140	2.000	Pass
			12	6	100	0	21.79	0.16	21.82	0.136	2.000	Pass
	HCH	QPSK	1	1	1	0	23.17	0.01	23.19	0.186	2.000	Pass
			1	23	1	99	23.35	0.11	23.37	0.194	2.000	Pass
			12	6	100	0	23.31	0.18	23.33	0.192	2.000	Pass
		16QAM	1	1	1	0	22.47	0.28	22.50	0.158	2.000	Pass
			1	23	1	99	22.44	0.32	22.47	0.157	2.000	Pass
			12	6	100	0	22.28	0.16	22.31	0.152	2.000	Pass
20MHz(LTE) + 15MHz(NR)	LCH	QPSK	1	1	1	0	23.23	0.05	23.25	0.188	2.000	Pass
			1	77	1	99	22.9	0.11	22.92	0.175	2.000	Pass
			36	18	100	0	23.1	0.19	23.12	0.183	2.000	Pass
		16QAM	1	1	1	0	22.39	0.46	22.42	0.156	2.000	Pass
			1	77	1	99	22.08	0.38	22.11	0.145	2.000	Pass
			36	18	100	0	22.12	0.18	22.15	0.146	2.000	Pass
	MCH	QPSK	1	1	1	0	22.77	0.06	22.79	0.170	2.000	Pass
			1	77	1	99	22.79	0.08	22.81	0.170	2.000	Pass
			36	18	100	0	22.77	0.16	22.79	0.170	2.000	Pass
		16QAM	1	1	1	0	21.93	0.26	21.96	0.140	2.000	Pass
			1	77	1	99	21.86	0.36	21.89	0.138	2.000	Pass
			36	18	100	0	21.79	0.16	21.82	0.136	2.000	Pass
	HCH	QPSK	1	1	1	0	23.06	0.01	23.08	0.181	2.000	Pass
			1	77	1	99	23.42	0.15	23.44	0.197	2.000	Pass
			36	18	100	0	23.19	0.24	23.21	0.187	2.000	Pass
		16QAM	1	1	1	0	22.26	0.29	22.29	0.151	2.000	Pass
			1	77	1	99	22.54	0.53	22.57	0.161	2.000	Pass
			36	18	100	0	22.27	0.28	22.30	0.151	2.000	Pass
20MHz(LTE) +	LCH	QPSK	1	1	1	0	23.24	0.12	23.26	0.189	2.000	Pass
			1	104	1	99	22.9	0.13	22.92	0.175	2.000	Pass

20MHz(NR)			50	25	100	0	23.01	0.22	23.03	0.179	2.000	Pass
		16QAM	1	1	1	0	22.29	0.52	22.32	0.152	2.000	Pass
			1	104	1	99	21.95	0.35	21.98	0.141	2.000	Pass
			50	25	100	0	22.15	0.19	22.18	0.147	2.000	Pass
	MCH	QPSK	1	1	1	0	22.82	0.03	22.84	0.172	2.000	Pass
			1	104	1	99	22.77	0.13	22.79	0.170	2.000	Pass
			50	25	100	0	22.75	0.18	22.77	0.169	2.000	Pass
		16QAM	1	1	1	0	21.93	0.37	21.96	0.140	2.000	Pass
			1	104	1	99	21.91	0.38	21.94	0.139	2.000	Pass
			50	25	100	0	21.97	0.17	22.00	0.141	2.000	Pass
	HCH	QPSK	1	1	1	0	23	0.06	23.02	0.179	2.000	Pass
			1	104	1	99	23.41	0.1	23.43	0.196	2.000	Pass
			50	25	100	0	23.17	0.16	23.19	0.186	2.000	Pass
		16QAM	1	1	1	0	22.08	0.29	22.11	0.145	2.000	Pass
			1	104	1	99	22.39	0.25	22.42	0.155	2.000	Pass
			50	25	100	0	22.29	0.15	22.32	0.152	2.000	Pass

A.2 Peak to Average Ratio

Note 1: For average power technique, the peak-to-average ratio (PAR) of the transmission may not exceed 13 dB. For GSM, GPRS and EGPRS, there are peak power to demonstrate compliance, PAR measurements are not required.

Note 2: Test plots please refer to the document "Annex No.: BL-SZ2141035-501 Data Part 1.pdf".

WCDMA Mode Test Data

Test Band	Test Channel	Peak to Average Ratio (dB)	Limit (dB)	Refer to Plot[Note2]	Verdict
Band 2	LCH	2.91	13	1.1	Pass
	MCH	2.91	13	1.2	Pass
	HCH	2.67	13	1.3	Pass
Band 4	LCH	2.95	13	2.1	Pass
	MCH	3.05	13	2.2	Pass
	HCH	2.95	13	2.3	Pass
Band 5	LCH	2.95	13	3.1	Pass
	MCH	3.05	13	3.2	Pass
	HCH	3.05	13	3.3	Pass

LTE Mode Test Data

Test Band	Test Bandwidth	Test Channel	Test Mode	Test RB (Size#Offset)	Peak to Average Ratio (dB)	Limit (dB)	Refer to Plot[Note2]	Verdict
LTE Band 2	20 MHz	LCH	QPSK	RB1#0	4.41	13	4.1	Pass
				RB100#0	5.48	13	4.2	Pass
			16-QAM	RB1#0	5.06	13	4.3	Pass
				RB100#0	6.23	13	4.4	Pass
		MCH	QPSK	RB1#0	5.11	13	4.5	Pass
				RB100#0	5.48	13	4.6	Pass
			16-QAM	RB1#0	5.86	13	4.7	Pass
				RB100#0	6.23	13	4.8	Pass
		HCH	QPSK	RB1#0	4.5	13	4.9	Pass
				RB100#0	5.39	13	4.10	Pass
			16-QAM	RB1#0	5.44	13	4.11	Pass
				RB100#0	6.14	13	4.12	Pass
LTE Band 4	20 MHz	LCH	QPSK	RB1#0	4.69	13	5.1	Pass
				RB100#0	5.44	13	5.2	Pass
			16-QAM	RB1#0	5.2	13	5.3	Pass
				RB100#0	6.23	13	5.4	Pass
		MCH	QPSK	RB1#0	4.64	13	5.5	Pass
				RB100#0	5.48	13	5.6	Pass
			16-QAM	RB1#0	5.48	13	5.7	Pass
				RB100#0	6.28	13	5.8	Pass

Test Band	Test Bandwidth	Test Channel	Test Mode	Test RB (Size#Offset)	Peak to Average Ratio (dB)	Limit (dB)	Refer to Plot[Note2]	Verdict
		HCH	QPSK	RB1#0	4.83	13	5.9	Pass
				RB100#0	5.39	13	5.10	Pass
			16-QAM	RB1#0	5.86	13	5.11	Pass
				RB100#0	6.05	13	5.12	Pass
LTE Band 5	10 MHz	LCH	QPSK	RB1#0	5.25	13	6.1	Pass
				RB50#0	5.44	13	6.2	Pass
			16-QAM	RB1#0	6.09	13	6.3	Pass
				RB50#0	6.09	13	6.4	Pass
		MCH	QPSK	RB1#0	5.11	13	6.5	Pass
				RB50#0	5.62	13	6.6	Pass
			16-QAM	RB1#0	6	13	6.7	Pass
				RB50#0	6.23	13	6.8	Pass
		HCH	QPSK	RB1#0	5.25	13	6.9	Pass
				RB50#0	5.53	13	6.10	Pass
			16-QAM	RB1#0	5.81	13	6.11	Pass
				RB50#0	6.19	13	6.12	Pass
LTE Band 7	20 MHz	LCH	QPSK	RB1#0	4.69	13	7.1	Pass
				RB100#0	5.44	13	7.2	Pass
			16-QAM	RB1#0	5.34	13	7.3	Pass
				RB100#0	6.23	13	7.4	Pass
		MCH	QPSK	RB1#0	5.39	13	7.5	Pass
				RB100#0	5.3	13	7.6	Pass
			16-QAM	RB1#0	6.14	13	7.7	Pass
				RB100#0	6.09	13	7.8	Pass
		HCH	QPSK	RB1#0	4.45	13	7.9	Pass
				RB100#0	5.39	13	7.10	Pass
			16-QAM	RB1#0	5.34	13	7.11	Pass
				RB100#0	6.19	13	7.12	Pass
LTE Band 12	10 MHz	LCH	QPSK	RB1#0	5.16	13	8.1	Pass
				RB50#0	5.67	13	8.2	Pass
			16-QAM	RB1#0	6.05	13	8.3	Pass
				RB50#0	6.33	13	8.4	Pass
		MCH	QPSK	RB1#0	5.11	13	8.5	Pass
				RB50#0	5.62	13	8.6	Pass
			16-QAM	RB1#0	6.09	13	8.7	Pass
				RB50#0	6.37	13	8.8	Pass
		HCH	QPSK	RB1#0	4.78	13	8.9	Pass
				RB50#0	5.62	13	8.10	Pass
			16-QAM	RB1#0	5.48	13	8.11	Pass
				RB50#0	6.33	13	8.12	Pass
LTE	10 MHz	LCH	QPSK	RB1#0	4.97	13	9.1	Pass

Test Band	Test Bandwidth	Test Channel	Test Mode	Test RB (Size#Offset)	Peak to Average Ratio (dB)	Limit (dB)	Refer to Plot[Note2]	Verdict
Band 17				RB50#0	5.62	13	9.2	Pass
			16-QAM	RB1#0	5.95	13	9.3	Pass
				RB50#0	6.28	13	9.4	Pass
		MCH	QPSK	RB1#0	4.92	13	9.5	Pass
				RB50#0	5.58	13	9.6	Pass
			16-QAM	RB1#0	5.91	13	9.7	Pass
				RB50#0	6.37	13	9.8	Pass
		HCH	QPSK	RB1#0	4.73	13	9.9	Pass
				RB50#0	5.62	13	9.10	Pass
			16-QAM	RB1#0	5.39	13	9.11	Pass
				RB50#0	6.33	13	9.12	Pass
LTE Band 26 (Part22)	15 MHz	LCH	QPSK	RB1#0	5.3	13	10.1	Pass
				RB75#0	5.86	13	10.2	Pass
			16-QAM	RB1#0	6.14	13	10.3	Pass
				RB75#0	6.23	13	10.4	Pass
		MCH	QPSK	RB1#0	5.06	13	10.5	Pass
				RB75#0	5.81	13	10.6	Pass
			16-QAM	RB1#0	5.95	13	10.7	Pass
				RB75#0	6.23	13	10.8	Pass
		HCH	QPSK	RB1#0	5.39	13	10.9	Pass
				RB75#0	5.77	13	10.10	Pass
			16-QAM	RB1#0	6.05	13	10.11	Pass
				RB75#0	6.14	13	10.12	Pass
LTE Band 26 (Part90)	10 MHz	MCH	QPSK	RB1#0	5.06	13	11.1	Pass
				RB50#0	5.58	13	11.2	Pass
			16-QAM	RB1#0	5.95	13	11.3	Pass
				RB50#0	6.23	13	11.4	Pass
LTE Band 38	20 MHz	LCH	QPSK	RB1#0	8.53	13	12.1	Pass
				RB100#0	9	13	12.2	Pass
			16-QAM	RB1#0	9.28	13	12.3	Pass
				RB100#0	9.75	13	12.4	Pass
		MCH	QPSK	RB1#0	8.2	13	12.5	Pass
				RB100#0	8.95	13	12.6	Pass
			16-QAM	RB1#0	9.05	13	12.7	Pass
				RB100#0	9.61	13	12.8	Pass
		HCH	QPSK	RB1#0	8.06	13	12.9	Pass
				RB100#0	9.09	13	12.10	Pass
			16-QAM	RB1#0	8.86	13	12.11	Pass
				RB100#0	9.75	13	12.12	Pass
LTE Band 41	20 MHz	LCH	QPSK	RB1#0	8.39	13	13.1	Pass
				RB100#0	9.14	13	13.2	Pass

Test Band	Test Bandwidth	Test Channel	Test Mode	Test RB (Size#Offset)	Peak to Average Ratio (dB)	Limit (dB)	Refer to Plot[Note2]	Verdict
			16-QAM	RB1#0	9	13	13.3	Pass
				RB100#0	9.84	13	13.4	Pass
		MCH	QPSK	RB1#0	8.58	13	13.5	Pass
				RB100#0	9.09	13	13.6	Pass
			16-QAM	RB1#0	9.42	13	13.7	Pass
				RB100#0	9.75	13	13.8	Pass
		HCH	QPSK	RB1#0	8.91	13	13.9	Pass
				RB100#0	9.23	13	13.10	Pass
			16-QAM	RB1#0	9.66	13	13.11	Pass
				RB100#0	9.94	13	13.12	Pass
LTE Band 66	20 MHz	LCH	QPSK	RB1#0	4.45	13	14.1	Pass
				RB100#0	5.44	13	14.2	Pass
			16-QAM	RB1#0	5.2	13	14.3	Pass
				RB100#0	6.19	13	14.4	Pass
		MCH	QPSK	RB1#0	4.78	13	14.5	Pass
				RB100#0	5.34	13	14.6	Pass
			16-QAM	RB1#0	5.62	13	14.7	Pass
				RB100#0	6.09	13	14.8	Pass
		HCH	QPSK	RB1#0	4.64	13	14.9	Pass
				RB100#0	5.39	13	14.10	Pass
			16-QAM	RB1#0	5.62	13	14.11	Pass
				RB100#0	6.19	13	14.12	Pass

Test Channel	Modulation	PCC RB		SCC RB		Peak to Average Ratio (dB)	Limit (dB)	Refer to Plot[Note2]	Verdict
		Size	Offset	Size	Offset				
CA_7C									
10MHz+20MHz									
Mid	QPSK	50	0	100	0	6.28	13	15.1	Pass
	16-QAM	50	0	100	0	6.89	13	15.2	Pass
20MHz+10MHz									
Mid	QPSK	100	0	50	0	6.23	13	15.3	Pass
	16-QAM	100	0	50	0	6.8	13	15.4	Pass
15MHz+15MHz									
Mid	QPSK	75	0	75	0	6.56	13	15.5	Pass
	16-QAM	75	0	75	0	6.94	13	15.6	Pass
15MHz+20MHz									
Mid	QPSK	75	0	100	0	6.37	13	15.7	Pass
	16-QAM	75	0	100	0	6.94	13	15.8	Pass
20MHz+15MHz									
Mid	QPSK	100	0	75	0	6.23	13	15.9	Pass
	16-QAM	100	0	75	0	6.89	13	15.10	Pass
20MHz+20MHz									
Mid	QPSK	100	0	100	0	6.42	13	15.11	Pass
	16-QAM	100	0	100	0	6.98	13	15.12	Pass

Test Channel	Modulation	PCC RB		SCC RB		Peak to Average Ratio (dB)	Limit (dB)	Refer to Plot[Note2]	Verdict
		Size	Offset	Size	Offset				
CA_38C									
15MHz+15MHz									
Mid	QPSK	75	0	75	0	10.03	13	16.1	Pass
	16-QAM	75	0	75	0	10.5	13	16.2	Pass
20MHz+20MHz									
Mid	QPSK	100	0	100	0	9.94	13	16.3	Pass
	16-QAM	100	0	100	0	10.31	13	16.4	Pass

Test Channel	Modulation	PCC RB		SCC RB		Peak to Average Ratio (dB)	Limit (dB)	Refer to Plot[Note2]	Verdict
		Size	Offset	Size	Offset				
CA_41C									
5MHz+20MHz									
Mid	QPSK	25	0	100	0	9.89	13	17.1	Pass
	16-QAM	25	0	100	0	10.55	13	17.2	Pass
20MHz+5MHz									
Mid	QPSK	100	0	25	0	9.98	13	17.3	Pass
	16-QAM	100	0	25	0	10.22	13	17.4	Pass
10MHz+20MHz									
Mid	QPSK	50	0	100	0	9.94	13	17.5	Pass
	16-QAM	50	0	100	0	10.5	13	17.6	Pass
20MHz+10MHz									
Mid	QPSK	100	0	50	0	9.94	13	17.7	Pass
	16-QAM	100	0	50	0	10.41	13	17.8	Pass
15MHz+15MHz									
Mid	QPSK	75	0	75	0	10.22	13	17.9	Pass
	16-QAM	75	0	75	0	10.59	13	17.10	Pass
15MHz+20MHz									
Mid	QPSK	75	0	100	0	10.03	13	17.11	Pass
	16-QAM	75	0	100	0	10.45	13	17.12	Pass
20MHz+15MHz									
Mid	QPSK	100	0	75	0	9.94	13	17.13	Pass
	16-QAM	100	0	75	0	10.55	13	17.14	Pass
20MHz+20MHz									
Mid	QPSK	100	0	100	0	9.98	13	17.15	Pass
	16-QAM	100	0	100	0	10.41	13	17.16	Pass

NR Mode Test Data

Test Band	NR Test Bandwidth	Test Channel	Test Mode	NR UL RB No.	NR UL RB Pos.	Peak to Average Ratio (dB)	Limit (dB)	Refer to Plot[Note2]	Verdict
n5	20 MHz	LCH	16QAM	1	0	5.47	13	18.1	Pass
				100	0	6.35	13	18.2	Pass
			QPSK	1	0	4.86	13	18.3	Pass
				100	0	5.61	13	18.4	Pass
		MCH	16QAM	1	0	5.42	13	18.5	Pass
				100	0	6.27	13	18.6	Pass
			QPSK	1	0	4.62	13	18.7	Pass
				100	0	5.62	13	18.8	Pass
		HCH	16QAM	1	0	5.36	13	18.9	Pass
				100	0	6.27	13	18.10	Pass
			QPSK	1	0	4.57	13	18.11	Pass
				100	0	5.53	13	18.12	Pass
n7	20 MHz	LCH	16QAM	1	0	5.2	13	19.1	Pass
				100	0	6.01	13	19.2	Pass
			QPSK	1	0	4.41	13	19.3	Pass
				100	0	5.2	13	19.4	Pass
		MCH	16QAM	1	0	5.39	13	19.5	Pass
				100	0	6.07	13	19.6	Pass
			QPSK	1	0	4.52	13	19.7	Pass
				100	0	5.31	13	19.8	Pass
		HCH	16QAM	1	0	5.37	13	19.9	Pass
				100	0	5.95	13	19.10	Pass
			QPSK	1	0	4.5	13	19.11	Pass
				100	0	5.17	13	19.12	Pass
n38	20 MHz	LCH	16QAM	1	0	5.59	13	20.1	Pass
				50	0	5.92	13	20.2	Pass
			QPSK	1	0	4.67	13	20.3	Pass
				50	0	5.16	13	20.4	Pass
		MCH	16QAM	1	0	6.25	13	20.5	Pass
				50	0	5.94	13	20.6	Pass
			QPSK	1	0	5.02	13	20.7	Pass
				50	0	5.14	13	20.8	Pass
		HCH	16QAM	1	0	6.29	13	20.9	Pass
				50	0	6.05	13	20.10	Pass
			QPSK	1	0	4.95	13	20.11	Pass
				50	0	5.23	13	20.12	Pass
n41	100 MHz	LCH	16QAM	1	0	5.75	13	21.1	Pass
				270	0	6.14	13	21.2	Pass
			QPSK	1	0	5.48	13	21.3	Pass
				270	0	5.35	13	21.4	Pass
		MCH	16QAM	1	0	5.82	13	21.5	Pass

Test Band	NR Test Bandwidth	Test Channel	Test Mode	NR UL RB No.	NR UL RB Pos.	Peak to Average Ratio (dB)	Limit (dB)	Refer to Plot[Note2]	Verdict
				270	0	6.16	13	21.6	Pass
			QPSK	1	0	5.17	13	21.7	Pass
				270	0	5.48	13	21.8	Pass
		HCH	16QAM	1	0	5.71	13	21.9	Pass
				270	0	6.19	13	21.10	Pass
			QPSK	1	0	4.57	13	21.11	Pass
				270	0	5.46	13	21.12	Pass
DC_7A _n5A	20MHz(LTE) +20MHz(NR)	LCH	QPSK	1	0	5.59	13	22.1	Pass
				100	0	5.51	13	22.2	Pass
			16QAM	1	0	5.73	13	22.3	Pass
				100	0	6.17	13	22.4	Pass
		MCH	QPSK	1	0	5.26	13	22.5	Pass
				100	0	5.48	13	22.6	Pass
			16QAM	1	0	5.48	13	22.7	Pass
				100	0	6.13	13	22.8	Pass
		HCH	QPSK	1	0	5.13	13	22.9	Pass
				100	0	5.43	13	22.10	Pass
			16QAM	1	0	5.31	13	22.11	Pass
				100	0	6.16	13	22.12	Pass
DC_66 A_n7A	20MHz(LTE) +20MHz(NR)	LCH	QPSK	1	0	5.4	13	23.1	Pass
				100	0	5.25	13	23.2	Pass
			16QAM	1	0	5.64	13	23.3	Pass
				100	0	5.99	13	23.4	Pass
		MCH	QPSK	1	0	5.21	13	23.5	Pass
				100	0	5.3	13	23.6	Pass
			16QAM	1	0	5.46	13	23.7	Pass
				100	0	6.05	13	23.8	Pass
		HCH	QPSK	1	0	4.92	13	23.9	Pass
				100	0	5.17	13	23.10	Pass
			16QAM	1	0	5.3	13	23.11	Pass
				100	0	5.87	13	23.12	Pass

A.3 Occupied Bandwidth

Note 1: All modes were tested, but only the typical data were reported in this report.

Note 2: Test plots please refer to the document "Annex No.: BL-SZ2141035-501 Data Part 2.pdf".

GSM and WCDMA Mode Test Data

Test Band	Test Channel	Measured 99% Occupied Bandwidth (MHz)	Measured -26 dB Occupied Bandwidth (MHz)	Refer to Plot[Note2]
GSM 850	LCH	0.245	0.311	1.1
	MCH	0.246	0.313	1.2
	HCH	0.246	0.314	1.3
GSM 1900	LCH	0.244	0.314	2.1
	MCH	0.244	0.31	2.2
	HCH	0.244	0.31	2.3
EGPRS 850	LCH	0.249	0.314	3.1
	MCH	0.247	0.312	3.2
	HCH	0.251	0.315	3.3
EGPRS 1900	LCH	0.251	0.317	4.1
	MCH	0.249	0.309	4.2
	HCH	0.249	0.313	4.3
WCDMA Band 2	LCH	4.136	4.708	5.1
	MCH	4.139	4.704	5.2
	HCH	4.136	4.715	5.3
WCDMA Band 4	LCH	4.135	4.694	6.1
	MCH	4.132	4.703	6.2
	HCH	4.138	4.705	6.3
WCDMA Band 5	LCH	4.129	4.704	7.1
	MCH	4.138	4.707	7.2
	HCH	4.131	4.701	7.3

LTE Mode Test Data

Test Band	Test Bandwidth	Test Channel	Test Mode	Test RB (Size#Offset)	Measured 99% Occupied Bandwidth (MHz)	Measured -26 dB Occupied Bandwidth (MHz)	Refer to Plot[Note2]
Band 2	1.4 MHz	LCH	QPSK	RB6#0	1.089	1.278	8.1
			16-QAM	RB6#0	1.091	1.284	8.2
		MCH	QPSK	RB6#0	1.087	1.291	8.3
			16-QAM	RB6#0	1.093	1.302	8.4
		HCH	QPSK	RB6#0	1.091	1.295	8.5
			16-QAM	RB6#0	1.086	1.268	8.6
	3 MHz	LCH	QPSK	RB15#0	2.696	2.934	8.7
			16-QAM	RB15#0	2.692	2.935	8.8
		MCH	QPSK	RB15#0	2.693	2.945	8.9
			16-QAM	RB15#0	2.689	2.935	8.10
		HCH	QPSK	RB15#0	2.694	2.953	8.11
			16-QAM	RB15#0	2.689	2.95	8.12
	5 MHz	LCH	QPSK	RB25#0	4.493	4.96	8.13
			16-QAM	RB25#0	4.489	4.9	8.14
		MCH	QPSK	RB25#0	4.484	4.956	8.15
			16-QAM	RB25#0	4.494	4.958	8.16
		HCH	QPSK	RB25#0	4.488	4.959	8.17
			16-QAM	RB25#0	4.502	4.973	8.18
	10 MHz	LCH	QPSK	RB50#0	8.974	9.882	8.19
			16-QAM	RB50#0	8.977	9.748	8.20
		MCH	QPSK	RB50#0	8.945	9.823	8.21
			16-QAM	RB50#0	8.966	9.797	8.22
		HCH	QPSK	RB50#0	8.973	9.786	8.23
			16-QAM	RB50#0	8.973	9.82	8.24
	15 MHz	LCH	QPSK	RB75#0	13.452	14.724	8.25
			16-QAM	RB75#0	13.464	14.644	8.26
		MCH	QPSK	RB75#0	13.408	14.684	8.27
			16-QAM	RB75#0	13.426	14.655	8.28
		HCH	QPSK	RB75#0	13.447	14.766	8.29
			16-QAM	RB75#0	13.46	14.673	8.30
	20 MHz	LCH	QPSK	RB100#0	17.902	19.291	8.31
			16-QAM	RB100#0	17.916	19.366	8.32
		MCH	QPSK	RB100#0	17.902	19.378	8.33
			16-QAM	RB100#0	17.906	19.359	8.34
		HCH	QPSK	RB100#0	17.94	19.505	8.35
			16-QAM	RB100#0	17.91	19.48	8.36

Test Band	Test Bandwidth	Test Channel	Test Mode	Test RB (Size#Offset)	Measured 99% Occupied Bandwidth (MHz)	Measured -26 dB Occupied Bandwidth (MHz)	Refer to Plot[Note2]
Band 4	1.4 MHz	LCH	QPSK	RB6#0	1.086	1.273	9.1
			16-QAM	RB6#0	1.092	1.286	9.2
		MCH	QPSK	RB6#0	1.09	1.293	9.3
			16-QAM	RB6#0	1.084	1.277	9.4
		HCH	QPSK	RB6#0	1.086	1.277	9.5
			16-QAM	RB6#0	1.09	1.274	9.6
	3 MHz	LCH	QPSK	RB15#0	2.692	2.931	9.7
			16-QAM	RB15#0	2.688	2.943	9.8
		MCH	QPSK	RB15#0	2.686	2.936	9.9
			16-QAM	RB15#0	2.689	2.957	9.10
		HCH	QPSK	RB15#0	2.698	2.935	9.11
			16-QAM	RB15#0	2.686	2.951	9.12
	5 MHz	LCH	QPSK	RB25#0	4.504	4.966	9.13
			16-QAM	RB25#0	4.49	4.951	9.14
		MCH	QPSK	RB25#0	4.485	4.96	9.15
			16-QAM	RB25#0	4.501	4.953	9.16
		HCH	QPSK	RB25#0	4.489	4.944	9.17
			16-QAM	RB25#0	4.5	4.991	9.18
	10 MHz	LCH	QPSK	RB50#0	8.967	9.834	9.19
			16-QAM	RB50#0	8.964	9.718	9.20
		MCH	QPSK	RB50#0	8.953	9.824	9.21
			16-QAM	RB50#0	8.963	9.804	9.22
		HCH	QPSK	RB50#0	8.981	9.772	9.23
			16-QAM	RB50#0	8.976	9.831	9.24
	15 MHz	LCH	QPSK	RB75#0	13.442	14.682	9.25
			16-QAM	RB75#0	13.426	14.639	9.26
		MCH	QPSK	RB75#0	13.421	14.687	9.27
			16-QAM	RB75#0	13.454	14.685	9.28
		HCH	QPSK	RB75#0	13.428	14.667	9.29
			16-QAM	RB75#0	13.459	14.72	9.30
	20 MHz	LCH	QPSK	RB100#0	17.902	19.289	9.31
			16-QAM	RB100#0	17.932	19.397	9.32
		MCH	QPSK	RB100#0	17.898	19.391	9.33
			16-QAM	RB100#0	17.906	19.796	9.34
		HCH	QPSK	RB100#0	17.892	19.481	9.35
			16-QAM	RB100#0	17.873	19.351	9.36

Test Band	Test Bandwidth	Test Channel	Test Mode	Test RB (Size#Offset)	Measured 99% Occupied Bandwidth (MHz)	Measured -26 dB Occupied Bandwidth (MHz)	Refer to Plot[Note2]
Band 5	1.4 MHz	LCH	QPSK	RB6#0	1.088	1.276	10.1
			16-QAM	RB6#0	1.091	1.282	10.2
		MCH	QPSK	RB6#0	1.089	1.278	10.3
			16-QAM	RB6#0	1.091	1.298	10.4
		HCH	QPSK	RB6#0	1.089	1.315	10.5
			16-QAM	RB6#0	1.085	1.268	10.6
	3 MHz	LCH	QPSK	RB15#0	2.69	2.941	10.7
			16-QAM	RB15#0	2.691	2.935	10.8
		MCH	QPSK	RB15#0	2.698	2.942	10.9
			16-QAM	RB15#0	2.687	2.938	10.10
		HCH	QPSK	RB15#0	2.69	2.953	10.11
			16-QAM	RB15#0	2.689	2.954	10.12
	5 MHz	LCH	QPSK	RB25#0	4.501	4.971	10.13
			16-QAM	RB25#0	4.487	4.927	10.14
		MCH	QPSK	RB25#0	4.489	4.95	10.15
			16-QAM	RB25#0	4.497	4.96	10.16
		HCH	QPSK	RB25#0	4.485	4.953	10.17
			16-QAM	RB25#0	4.492	4.979	10.18
	10 MHz	LCH	QPSK	RB50#0	8.977	9.844	10.19
			16-QAM	RB50#0	8.978	9.775	10.20
		MCH	QPSK	RB50#0	8.948	9.807	10.21
			16-QAM	RB50#0	8.963	9.835	10.22
		HCH	QPSK	RB50#0	8.97	9.84	10.23
			16-QAM	RB50#0	8.971	9.872	10.24

Test Band	Test Bandwidth	Test Channel	Test Mode	Test RB (Size#Offset)	Measured 99% Occupied Bandwidth (MHz)	Measured -26 dB Occupied Bandwidth (MHz)	Refer to Plot[Note2]
Band 7	5 MHz	LCH	QPSK	RB25#0	4.5	5.017	11.1
			16-QAM	RB25#0	4.49	4.936	11.2
		MCH	QPSK	RB25#0	4.493	4.997	11.3
			16-QAM	RB25#0	4.503	4.975	11.4
		HCH	QPSK	RB25#0	4.493	4.934	11.5
			16-QAM	RB25#0	4.497	4.979	11.6
	10 MHz	LCH	QPSK	RB50#0	8.973	9.814	11.7
			16-QAM	RB50#0	8.976	9.777	11.8
		MCH	QPSK	RB50#0	8.944	9.803	11.9
			16-QAM	RB50#0	8.949	9.768	11.10
		HCH	QPSK	RB50#0	8.967	9.82	11.11
			16-QAM	RB50#0	8.956	9.795	11.12
	15 MHz	LCH	QPSK	RB75#0	13.424	14.667	11.13
			16-QAM	RB75#0	13.43	14.682	11.14
		MCH	QPSK	RB75#0	13.397	14.623	11.15
			16-QAM	RB75#0	13.423	14.578	11.16
		HCH	QPSK	RB75#0	13.405	14.681	11.17
			16-QAM	RB75#0	13.434	14.654	11.18
	20 MHz	LCH	QPSK	RB100#0	17.889	19.375	11.19
			16-QAM	RB100#0	17.943	19.388	11.20
		MCH	QPSK	RB100#0	17.849	19.287	11.21
			16-QAM	RB100#0	17.865	19.444	11.22
		HCH	QPSK	RB100#0	17.917	19.396	11.23
			16-QAM	RB100#0	17.896	19.325	11.24

Test Band	Test Bandwidth	Test Channel	Test Mode	Test RB (Size#Offset)	Measured 99% Occupied Bandwidth (MHz)	Measured -26 dB Occupied Bandwidth (MHz)	Refer to Plot[Note2]
Band 12	1.4 MHz	LCH	QPSK	RB6#0	1.085	1.271	12.1
			16-QAM	RB6#0	1.093	1.302	12.2
		MCH	QPSK	RB6#0	1.089	1.293	12.3
			16-QAM	RB6#0	1.083	1.264	12.4
		HCH	QPSK	RB6#0	1.094	1.261	12.5
			16-QAM	RB6#0	1.086	1.277	12.6
	3 MHz	LCH	QPSK	RB15#0	2.691	2.937	12.7
			16-QAM	RB15#0	2.688	2.941	12.8
		MCH	QPSK	RB15#0	2.695	2.943	12.9
			16-QAM	RB15#0	2.694	2.941	12.10
		HCH	QPSK	RB15#0	2.699	2.938	12.11
			16-QAM	RB15#0	2.689	2.941	12.12
	5 MHz	LCH	QPSK	RB25#0	4.493	4.982	12.13
			16-QAM	RB25#0	4.49	4.929	12.14
		MCH	QPSK	RB25#0	4.487	4.965	12.15
			16-QAM	RB25#0	4.494	4.948	12.16
		HCH	QPSK	RB25#0	4.495	4.941	12.17
			16-QAM	RB25#0	4.496	4.994	12.18
	10 MHz	LCH	QPSK	RB50#0	8.96	9.856	12.19
			16-QAM	RB50#0	8.962	9.746	12.20
		MCH	QPSK	RB50#0	8.939	9.743	12.21
			16-QAM	RB50#0	8.958	9.756	12.22
		HCH	QPSK	RB50#0	8.981	9.8	12.23
			16-QAM	RB50#0	8.96	9.814	12.24

Test Band	Test Bandwidth	Test Channel	Test Mode	Test RB (Size#Offset)	Measured 99% Occupied Bandwidth (MHz)	Measured -26 dB Occupied Bandwidth (MHz)	Refer to Plot[Note2]
Band 17	5 MHz	LCH	QPSK	RB25#0	4.502	4.976	13.1
			16-QAM	RB25#0	4.483	4.915	13.2
		MCH	QPSK	RB25#0	4.484	4.956	13.3
			16-QAM	RB25#0	4.502	4.953	13.4
		HCH	QPSK	RB25#0	4.495	4.942	13.5
			16-QAM	RB25#0	4.496	4.998	13.6
	10 MHz	LCH	QPSK	RB50#0	8.976	9.892	13.7
			16-QAM	RB50#0	8.964	9.747	13.8
		MCH	QPSK	RB50#0	8.951	9.773	13.9
			16-QAM	RB50#0	8.963	9.769	13.10
		HCH	QPSK	RB50#0	8.968	9.813	13.11
			16-QAM	RB50#0	8.95	9.824	13.12

Test Band	Test Bandwidth	Test Channel	Test Mode	Test RB (Size#Offset)	Measured 99% Occupied Bandwidth (MHz)	Measured -26 dB Occupied Bandwidth (MHz)	Refer to Plot[Note2]
Band 26 (Part22)	1.4 MHz	LCH	QPSK	RB6#0	1.085	1.272	14.1
			16-QAM	RB6#0	1.092	1.308	14.2
		MCH	QPSK	RB6#0	1.088	1.294	14.3
			16-QAM	RB6#0	1.085	1.273	14.4
		HCH	QPSK	RB6#0	1.092	1.277	14.5
			16-QAM	RB6#0	1.091	1.29	14.6
	3 MHz	LCH	QPSK	RB15#0	2.694	2.93	14.7
			16-QAM	RB15#0	2.687	2.954	14.8
		MCH	QPSK	RB15#0	2.686	2.937	14.9
			16-QAM	RB15#0	2.69	2.927	14.10
		HCH	QPSK	RB15#0	2.691	2.95	14.11
			16-QAM	RB15#0	2.689	2.951	14.12
	5 MHz	LCH	QPSK	RB25#0	4.491	4.976	14.13
			16-QAM	RB25#0	4.492	4.903	14.14
		MCH	QPSK	RB25#0	4.492	4.998	14.15
			16-QAM	RB25#0	4.493	4.965	14.16
		HCH	QPSK	RB25#0	4.491	4.94	14.17
			16-QAM	RB25#0	4.492	4.988	14.18
	10 MHz	LCH	QPSK	RB50#0	8.975	9.903	14.19
			16-QAM	RB50#0	8.959	9.765	14.20
		MCH	QPSK	RB50#0	8.945	9.784	14.21
			16-QAM	RB50#0	8.96	9.797	14.22
		HCH	QPSK	RB50#0	8.965	9.832	14.23
			16-QAM	RB50#0	8.958	9.825	14.24
	15 MHz	LCH	QPSK	RB75#0	13.463	14.685	14.25
			16-QAM	RB75#0	13.45	14.616	14.26
		MCH	QPSK	RB75#0	13.422	14.6	14.27
			16-QAM	RB75#0	13.448	14.687	14.28
		HCH	QPSK	RB75#0	13.426	14.782	14.29
			16-QAM	RB75#0	13.447	14.692	14.30

Test Band	Test Bandwidth	Test Channel	Test Mode	Test RB (Size#Offset)	Measured 99% Occupied Bandwidth (MHz)	Measured -26 dB Occupied Bandwidth (MHz)	Refer to Plot[Note2]
Band 26 (Part90)	1.4 MHz	LCH	QPSK	RB6#0	1.085	1.291	15.1
			16-QAM	RB6#0	1.092	1.303	15.2
		MCH	QPSK	RB6#0	1.086	1.302	15.3
			16-QAM	RB6#0	1.084	1.27	15.4
		HCH	QPSK	RB6#0	1.091	1.27	15.5
			16-QAM	RB6#0	1.089	1.274	15.6
	3 MHz	LCH	QPSK	RB15#0	2.696	2.947	15.7
			16-QAM	RB15#0	2.688	2.945	15.8
		MCH	QPSK	RB15#0	2.687	2.934	15.9
			16-QAM	RB15#0	2.688	2.943	15.10
		HCH	QPSK	RB15#0	2.69	2.923	15.11
			16-QAM	RB15#0	2.69	2.943	15.12
	5 MHz	LCH	QPSK	RB25#0	4.492	4.971	15.13
			16-QAM	RB25#0	4.484	4.969	15.14
		MCH	QPSK	RB25#0	4.485	4.956	15.15
			16-QAM	RB25#0	4.511	4.975	15.16
		HCH	QPSK	RB25#0	4.484	4.948	15.17
			16-QAM	RB25#0	4.49	4.974	15.18
	10 MHz	MCH	QPSK	RB50#0	8.981	9.888	15.19
			16-QAM	RB50#0	8.99	9.795	15.20

Test Band	Test Bandwidth	Test Channel	Test Mode	Test RB (Size#Offset)	Measured 99% Occupied Bandwidth (MHz)	Measured -26 dB Occupied Bandwidth (MHz)	Refer to Plot[Note2]
Band 38	5 MHz	LCH	QPSK	RB25#0	4.509	5.535	16.1
			16-QAM	RB25#0	4.49	5.009	16.2
		MCH	QPSK	RB25#0	4.504	5.381	16.3
			16-QAM	RB25#0	4.498	5.023	16.4
		HCH	QPSK	RB25#0	4.494	5.067	16.5
			16-QAM	RB25#0	4.5	5.054	16.6
	10 MHz	LCH	QPSK	RB50#0	8.989	10.218	16.7
			16-QAM	RB50#0	8.98	9.864	16.8
		MCH	QPSK	RB50#0	8.996	10.685	16.9
			16-QAM	RB50#0	8.955	9.741	16.10
		HCH	QPSK	RB50#0	8.992	10.036	16.11
			16-QAM	RB50#0	8.975	9.924	16.12
	15 MHz	LCH	QPSK	RB75#0	13.483	15.64	16.13
			16-QAM	RB75#0	13.487	16.057	16.14
		MCH	QPSK	RB75#0	13.452	15.226	16.15
			16-QAM	RB75#0	13.536	15.989	16.16
		HCH	QPSK	RB75#0	13.477	16.515	16.17
			16-QAM	RB75#0	13.507	15.32	16.18
	20 MHz	LCH	QPSK	RB100#0	17.948	19.352	16.19
			16-QAM	RB100#0	17.924	20.264	16.20
		MCH	QPSK	RB100#0	17.932	20.418	16.21
			16-QAM	RB100#0	17.977	22.177	16.22
		HCH	QPSK	RB100#0	17.971	20.15	16.23
			16-QAM	RB100#0	17.93	19.912	16.24

Test Band	Test Bandwidth	Test Channel	Test Mode	Test RB (Size#Offset)	Measured 99% Occupied Bandwidth (MHz)	Measured -26 dB Occupied Bandwidth (MHz)	Refer to Plot[Note2]
Band 41	5 MHz	LCH	QPSK	RB25#0	4.495	5.043	17.1
			16-QAM	RB25#0	4.499	5.053	17.2
		MCH	QPSK	RB25#0	4.517	5.444	17.3
			16-QAM	RB25#0	4.49	5.011	17.4
		HCH	QPSK	RB25#0	4.505	5.398	17.5
			16-QAM	RB25#0	4.498	5.048	17.6
	10 MHz	LCH	QPSK	RB50#0	8.992	10.265	17.7
			16-QAM	RB50#0	8.987	9.859	17.8
		MCH	QPSK	RB50#0	8.995	10.614	17.9
			16-QAM	RB50#0	8.949	9.749	17.10
		HCH	QPSK	RB50#0	9.003	10.086	17.11
			16-QAM	RB50#0	8.977	9.965	17.12
	15 MHz	LCH	QPSK	RB75#0	13.502	15.583	17.13
			16-QAM	RB75#0	13.478	15.479	17.14
		MCH	QPSK	RB75#0	13.457	15.602	17.15
			16-QAM	RB75#0	13.508	15.255	17.16
		HCH	QPSK	RB75#0	13.464	16.299	17.17
			16-QAM	RB75#0	13.522	15.093	17.18
	20 MHz	LCH	QPSK	RB100#0	17.962	19.346	17.19
			16-QAM	RB100#0	17.934	20.209	17.20
		MCH	QPSK	RB100#0	17.929	20.399	17.21
			16-QAM	RB100#0	17.972	21.832	17.22
		HCH	QPSK	RB100#0	17.965	20.321	17.23
			16-QAM	RB100#0	17.914	20.047	17.24

Test Band	Test Bandwidth	Test Channel	Test Mode	Test RB (Size#Offset)	Measured 99% Occupied Bandwidth (MHz)	Measured -26 dB Occupied Bandwidth (MHz)	Refer to Plot[Note2]
Band 66	1.4 MHz	LCH	QPSK	RB6#0	1.084	1.284	18.1
			16-QAM	RB6#0	1.09	1.288	18.2
		MCH	QPSK	RB6#0	1.087	1.283	18.3
			16-QAM	RB6#0	1.085	1.272	18.4
		HCH	QPSK	RB6#0	1.088	1.265	18.5
			16-QAM	RB6#0	1.089	1.268	18.6
	3 MHz	LCH	QPSK	RB15#0	2.696	2.938	18.7
			16-QAM	RB15#0	2.689	2.939	18.8
		MCH	QPSK	RB15#0	2.696	2.944	18.9
			16-QAM	RB15#0	2.691	2.945	18.10
		HCH	QPSK	RB15#0	2.7	2.944	18.11
			16-QAM	RB15#0	2.687	2.954	18.12
	5 MHz	LCH	QPSK	RB25#0	4.502	4.95	18.13
			16-QAM	RB25#0	4.489	4.944	18.14
		MCH	QPSK	RB25#0	4.489	4.971	18.15
			16-QAM	RB25#0	4.499	4.944	18.16
		HCH	QPSK	RB25#0	4.489	4.908	18.17
			16-QAM	RB25#0	4.49	4.982	18.18
	10 MHz	LCH	QPSK	RB50#0	8.962	9.813	18.19
			16-QAM	RB50#0	8.971	9.758	18.20
		MCH	QPSK	RB50#0	8.947	9.754	18.21
			16-QAM	RB50#0	8.958	9.789	18.22
		HCH	QPSK	RB50#0	8.973	9.767	18.23
			16-QAM	RB50#0	8.962	9.816	18.24
	15 MHz	LCH	QPSK	RB75#0	13.438	14.649	18.25
			16-QAM	RB75#0	13.413	14.688	18.26
		MCH	QPSK	RB75#0	13.406	14.615	18.27
			16-QAM	RB75#0	13.425	14.681	18.28
		HCH	QPSK	RB75#0	13.431	14.694	18.29
			16-QAM	RB75#0	13.46	14.638	18.30
	20 MHz	LCH	QPSK	RB100#0	17.916	19.243	18.31
			16-QAM	RB100#0	17.952	19.378	18.32
		MCH	QPSK	RB100#0	17.912	19.33	18.33
			16-QAM	RB100#0	17.896	19.477	18.34
		HCH	QPSK	RB100#0	17.943	19.597	18.35
			16-QAM	RB100#0	17.893	19.32	18.36

Test Channel	Modulation	PCC RB		SCC RB		Measured 99% Occupied Bandwidth (MHz)	Measured - 26 dB Occupied Bandwidth (MHz)	Refer to Plot[Note2]
		Size	Offset	Size	Offset			
CA_7C								
10MHz+20MHz								
Mid	QPSK	50	0	100	0	27.74	29.63	19.1
	16-QAM	50	0	100	0	27.63	29.44	19.2
20MHz+10MHz								
Mid	QPSK	100	0	50	0	27.76	29.61	19.3
	16-QAM	100	0	50	0	27.62	29.52	19.4
15MHz+15MHz								
Mid	QPSK	75	0	75	0	28.31	30.27	19.5
	16-QAM	75	0	75	0	28.31	30.21	19.6
15MHz+20MHz								
Mid	QPSK	75	0	100	0	32.59	34.75	19.7
	16-QAM	75	0	100	0	32.53	35.07	19.8
20MHz+15MHz								
Mid	QPSK	100	0	75	0	32.66	34.81	19.9
	16-QAM	100	0	75	0	32.61	34.72	19.10
20MHz+20MHz								
Mid	QPSK	100	0	100	0	37.53	39.94	19.11
	16-QAM	100	0	100	0	37.48	40.16	19.12

Test Channel	Modulation	PCC RB		SCC RB		Measured 99% Occupied Bandwidth (MHz)	Measured - 26 dB Occupied Bandwidth (MHz)	Refer to Plot[Note2]
		Size	Offset	Size	Offset			
CA_38C								
15MHz+15MHz								
Mid	QPSK	75	0	75	0	28.44	31.56	20.1
	16-QAM	75	0	75	0	28.44	31.86	20.2
20MHz+20MHz								
Mid	QPSK	100	0	100	0	37.67	41.59	20.3
	16-QAM	100	0	100	0	37.52	40.16	20.4

Test Channel	Modulation	PCC RB		SCC RB		Measured 99% Occupied Bandwidth (MHz)	Measured - 26 dB Occupied Bandwidth (MHz)	Refer to Plot[Note2]
		Size	Offset	Size	Offset			
CA_41C								
5MHz+20MHz								
Mid	QPSK	25	0	100	0	22.98	25.86	21.1
	16-QAM	25	0	100	0	22.86	24.59	21.2
20MHz+5MHz								
Mid	QPSK	100	0	25	0	23.01	24.92	21.3
	16-QAM	100	0	25	0	22.77	25.17	21.4
10MHz+20MHz								
Mid	QPSK	50	0	100	0	27.82	30.77	21.5
	16-QAM	50	0	100	0	27.73	29.84	21.6
20MHz+10MHz								
Mid	QPSK	100	0	50	0	27.86	31.24	21.7
	16-QAM	100	0	50	0	27.88	30.98	21.8
15MHz+15MHz								
Mid	QPSK	75	0	75	0	28.34	30.74	21.9
	16-QAM	75	0	75	0	28.38	31.51	21.10
15MHz+20MHz								
Mid	QPSK	75	0	100	0	32.63	35.04	21.11
	16-QAM	75	0	100	0	32.69	36.3	21.12
20MHz+15MHz								
Mid	QPSK	100	0	75	0	32.81	37.4	21.13
	16-QAM	100	0	75	0	32.66	37.66	21.14
20MHz+20MHz								
Mid	QPSK	100	0	100	0	37.64	40.94	21.15
	16-QAM	100	0	100	0	37.55	40.86	21.16

NR Mode Test Data

Test Band	NR Test Bandwidth	Test Channel	Test Mode	NR UL RB No.	NR UL RB Pos.	Measured 99% Occupied Bandwidth (MHz)	Measured - 26 dB Occupied Bandwidth (MHz)	Verdict	Refer to Plot[Note2]
n5	5 MHz	LCH	QPSK	25	0	4.487854	4.932592	Pass	22.1
			16QAM	25	0	4.496449	4.918391	Pass	22.2
		MCH	QPSK	25	0	4.492813	4.983482	Pass	22.3
			16QAM	25	0	4.502288	4.920499	Pass	22.4
		HCH	QPSK	25	0	4.483071	4.909655	Pass	22.5
			16QAM	25	0	4.498817	4.94548	Pass	22.6
	15 MHz	LCH	QPSK	75	0	13.47447	14.51283	Pass	22.7
			16QAM	75	0	13.41919	14.48428	Pass	22.8
		MCH	QPSK	75	0	13.50882	14.5577	Pass	22.9
			16QAM	75	0	13.43939	14.51392	Pass	22.10
		HCH	QPSK	75	0	13.46164	14.44441	Pass	22.11
			16QAM	75	0	13.40197	14.45599	Pass	22.12
	20 MHz	LCH	QPSK	100	0	17.90533	19.30135	Pass	22.13
			16QAM	100	0	17.88237	19.2543	Pass	22.14
		MCH	QPSK	100	0	17.90264	19.27297	Pass	22.15
			16QAM	100	0	17.89007	19.21639	Pass	22.16
		HCH	QPSK	100	0	17.89696	19.26768	Pass	22.17
			16QAM	100	0	17.88678	19.26709	Pass	22.18
n7	5 MHz	LCH	QPSK	25	0	4.503869	4.930529	Pass	23.1
			16QAM	25	0	4.482523	4.896217	Pass	23.2
		MCH	QPSK	25	0	4.467658	4.870497	Pass	23.3
			16QAM	25	0	4.48399	4.894363	Pass	23.4
		HCH	QPSK	25	0	4.472818	4.887176	Pass	23.5
			16QAM	25	0	4.482539	4.895132	Pass	23.6
	15 MHz	LCH	QPSK	75	0	13.42228	14.3838	Pass	23.7
			16QAM	75	0	13.42949	14.46976	Pass	23.8
		MCH	QPSK	75	0	13.45074	14.38991	Pass	23.9
			16QAM	75	0	13.43243	14.50408	Pass	23.10
		HCH	QPSK	75	0	13.45128	14.42969	Pass	23.11
			16QAM	75	0	13.47455	14.51016	Pass	23.12
	20 MHz	LCH	QPSK	100	0	17.85327	19.19224	Pass	23.13
			16QAM	100	0	17.89837	19.26617	Pass	23.14
		MCH	QPSK	100	0	17.88727	19.26133	Pass	23.15
			16QAM	100	0	17.87966	19.17935	Pass	23.16
		HCH	QPSK	100	0	17.88584	19.23566	Pass	23.17
			16QAM	100	0	17.88068	19.23978	Pass	23.18
n38	10 MHz	LCH	QPSK	24	0	8.69452	9.752586	Pass	24.1
			16QAM	24	0	8.715766	9.79693	Pass	24.2
		MCH	QPSK	24	0	8.702732	9.811976	Pass	24.3

Test Band	NR Test Bandwidth	Test Channel	Test Mode	NR UL RB No.	NR UL RB Pos.	Measured 99% Occupied Bandwidth (MHz)	Measured -26 dB Occupied Bandwidth (MHz)	Verdict	Refer to Plot[Note2]
			16QAM	24	0	8.701787	9.749852	Pass	24.4
		HCH	QPSK	24	0	8.698172	9.868553	Pass	24.5
			16QAM	24	0	8.699587	9.814379	Pass	24.6
	15 MHz	LCH	QPSK	36	0	12.9793	14.36404	Pass	24.7
			16QAM	36	0	12.93817	14.337	Pass	24.8
		MCH	QPSK	36	0	12.9606	14.29654	Pass	24.9
			16QAM	36	0	12.93592	14.35225	Pass	24.10
		HCH	QPSK	36	0	12.99125	14.3444	Pass	24.11
			16QAM	36	0	12.96754	14.39427	Pass	24.12
	20 MHz	LCH	QPSK	50	0	17.88152	19.37798	Pass	24.13
			16QAM	50	0	17.86324	19.28385	Pass	24.14
		MCH	QPSK	50	0	17.88883	19.403	Pass	24.15
			16QAM	50	0	17.88756	19.47405	Pass	24.16
		HCH	QPSK	50	0	17.86462	19.30015	Pass	24.17
			16QAM	50	0	17.90085	19.31317	Pass	24.18
n41	10 MHz	LCH	QPSK	24	0	8.709724	9.810935	Pass	25.1
			16QAM	24	0	8.738197	9.904432	Pass	25.2
		MCH	QPSK	24	0	8.729999	9.956528	Pass	25.3
			16QAM	24	0	8.72303	9.85585	Pass	25.4
		HCH	QPSK	24	0	8.707355	9.860177	Pass	25.5
			16QAM	24	0	8.720527	9.861072	Pass	25.6
	60 MHz	LCH	QPSK	162	0	57.69311	60.93321	Pass	25.7
			16QAM	162	0	57.87604	60.83114	Pass	25.8
		MCH	QPSK	162	0	57.77477	60.96957	Pass	25.9
			16QAM	162	0	57.9238	60.84881	Pass	25.10
		HCH	QPSK	162	0	57.7032	60.99949	Pass	25.11
			16QAM	162	0	57.89005	60.83336	Pass	25.12
	100 MHz	LCH	QPSK	270	0	95.75694	99.84205	Pass	25.13
			16QAM	270	0	96.03547	99.74418	Pass	25.14
		MCH	QPSK	270	0	95.88405	99.82526	Pass	25.15
			16QAM	270	0	96.20846	99.82774	Pass	25.16
		HCH	QPSK	270	0	95.78789	99.84933	Pass	25.17
			16QAM	270	0	96.07851	99.78682	Pass	25.18
DC_7A_n5A	20MHz(LTE)+ 5MHz(NR)	LCH	QPSK	25	0	4.475886	4.966699	Pass	26.1
			16QAM	25	0	4.474901	4.935636	Pass	26.2
		MCH	QPSK	25	0	4.487657	4.967795	Pass	26.3
			16QAM	25	0	4.501139	4.973449	Pass	26.4
		HCH	QPSK	25	0	4.482214	4.970243	Pass	26.5
			16QAM	25	0	4.484213	4.94407	Pass	26.6
	20MHz(LTE)+	LCH	QPSK	75	0	13.48684	14.53638	Pass	26.7

Test Band	NR Test Bandwidth	Test Channel	Test Mode	NR UL RB No.	NR UL RB Pos.	Measured 99% Occupied Bandwidth (MHz)	Measured -26 dB Occupied Bandwidth (MHz)	Verdict	Refer to Plot[Note2]
	15MHz(NR)		16QAM	75	0	13.4336	14.50509	Pass	26.8
		MCH	QPSK	75	0	13.51459	14.5819	Pass	26.9
			16QAM	75	0	13.47955	14.53583	Pass	26.10
		HCH	QPSK	75	0	13.49578	14.51815	Pass	26.11
			16QAM	75	0	13.46709	14.47692	Pass	26.12
	20MHz(LTE)+ 20MHz(NR)	LCH	QPSK	100	0	17.9319	19.23904	Pass	26.13
			16QAM	100	0	17.9828	19.41393	Pass	26.14
		MCH	QPSK	100	0	17.94403	19.23229	Pass	26.15
			16QAM	100	0	17.95809	19.23862	Pass	26.16
		HCH	QPSK	100	0	17.93658	19.32416	Pass	26.17
			16QAM	100	0	17.96703	19.30145	Pass	26.18
DC_66A_n7A	20MHz(LTE)+ 5MHz(NR)	LCH	QPSK	25	0	4.485832	4.982505	Pass	27.1
			16QAM	25	0	4.493432	4.956969	Pass	27.2
		MCH	QPSK	25	0	4.499231	4.927392	Pass	27.3
			16QAM	25	0	4.501544	4.995406	Pass	27.4
		HCH	QPSK	25	0	4.50322	4.956959	Pass	27.5
			16QAM	25	0	4.504582	5.000018	Pass	27.6
	20MHz(LTE)+ 15MHz(NR)	LCH	QPSK	75	0	13.44491	14.50863	Pass	27.7
			16QAM	75	0	13.48548	14.54586	Pass	27.8
		MCH	QPSK	75	0	13.44779	14.52221	Pass	27.9
			16QAM	75	0	13.46842	14.47142	Pass	27.10
		HCH	QPSK	75	0	13.45198	14.54228	Pass	27.11
			16QAM	75	0	13.48697	14.43582	Pass	27.12
	20MHz(LTE)+ 20MHz(NR)	LCH	QPSK	100	0	17.87297	19.27856	Pass	27.13
			16QAM	100	0	17.91832	19.25732	Pass	27.14
		MCH	QPSK	100	0	17.86542	19.28039	Pass	27.15
			16QAM	100	0	17.90903	19.24448	Pass	27.16
		HCH	QPSK	100	0	17.89464	19.40841	Pass	27.17
			16QAM	100	0	17.94828	19.38522	Pass	27.18

A.4 Frequency Stability

GSM 850

Test Conditions		Frequency Deviation						Verdict
Power (VDC)	Temperature (°C)	LCH 824.2 MHz		MCH 836.6 MHz		HCH 848.8 MHz		
		Value (Hz)	Limits (Hz)	Value (Hz)	Limits (Hz)	Value (Hz)	Limits (Hz)	
3.87	-30	-9.62	±2060.5	-13.5	±2091.5	-12.75	±2122	Pass
	-20	-17.01		-10.94		-14.88		
	-10	-14.33		-13.2		-11.59		
	0	-12.53		-13.62		-13.43		
	10	-14.17		-13.46		-8.85		
	20	-12.07		-13.46		-14.24		
	25	-17.01		-10.33		-12.75		
	30	-12.24		-13.88		-13.37		
	40	-14.11		-14.5		-13.46		
	50	-10.59		-15.34		-10.65		
4.45	25	-11.43		-14.21		-10.69		
3.43	25	-12.98		-16.3		-11.66		

GSM 1900

Test Conditions		Frequency Deviation						Verdict
Power (VDC)	Temperature (°C)	LCH 1850.2 MHz		MCH 1880 MHz		HCH 1909.8 MHz		
		Value (Hz)	Limits (Hz)	Value (Hz)	Limits (Hz)	Value (Hz)	Limits (Hz)	
3.87	-30	-16.76	±4625.5	-16.72	±4700.0	-14.11	±4774.5	Pass
	-20	-18.79		-16.34		-18.27		
	-10	-19.73		-14.14		-16.98		
	0	-20.18		-15.14		-15.63		
	10	-16.14		-11.85		-20.82		
	20	-20.57		-7.91		-18.14		
	25	-16.14		-14.11		-25.28		
	30	-17.92		-17.43		-19.11		
	40	-16.01		-18.11		-16.59		
	50	-14.08		-14.92		-18.34		
4.45	25	-16.5		-12.82		-17.05		
3.43	25	-20.05		-18.82		-18.98		

GPRS 850

Test Conditions		Frequency Deviation						Verdict
Power (VDC)	Temperature (°C)	LCH 824.2 MHz		MCH 836.6 MHz		HCH 848.8 MHz		
		Value (Hz)	Limits (Hz)	Value (Hz)	Limits (Hz)	Value (Hz)	Limits (Hz)	
3.87	-30	-15.24	±2060.5	-14.95	±2091.5	-15.17	±2122	Pass
	-20	-16.11		-14.75		-8.33		
	-10	-15.37		-11.4		-13.17		
	0	-11.49		-13.88		-10.33		
	10	-11.11		-13.27		-14.72		
	20	-11.78		-16.63		-13.66		
	25	-14.5		-11.49		-13.69		
	30	-14.17		-9.56		-12.49		
	40	-11.33		-12.75		-12.95		
	50	-15.37		-15.17		-14.27		
4.45	25	-15.08		-16.66		-10.33		
3.43	25	-13.56		-13.95		-14.27		

GPRS 1900

Test Conditions		Frequency Deviation						Verdict
Power (VDC)	Temperature (°C)	LCH 1850.2 MHz		MCH 1880 MHz		HCH 1909.8 MHz		
		Value (Hz)	Limits (Hz)	Value (Hz)	Limits (Hz)	Value (Hz)	Limits (Hz)	
3.87	-30	-16.47	±4625.5	-18.82	±4700.0	-19.76	±4774.5	Pass
	-20	-26.02		-14.95		-15.14		
	-10	-19.66		-16.89		-21.92		
	0	-17.79		-17.37		-17.85		
	10	-11.78		-22.37		-16.5		
	20	-13.04		-18.6		-18.85		
	25	-22.21		-18.24		-18.66		
	30	-13.66		-14.82		-22.86		
	40	-21.6		-16.72		-15.14		
	50	-19.5		-16.98		-19.02		
4.45	25	-20.11		-21.83		-17.53		
3.43	25	-22.6		-17.79		-22.24		

EGPRS 850

Test Conditions		Frequency Deviation						Verdict
Power (VDC)	Temperature (°C)	LCH 824.2 MHz		MCH 836.6 MHz		HCH 848.8 MHz		
		Value (Hz)	Limits (Hz)	Value (Hz)	Limits (Hz)	Value (Hz)	Limits (Hz)	
3.87	-30	-11.98	±2060.5	-8.75	±2091.5	-11.3	±2122	Pass
	-20	-13.11		-10.4		-9.52		
	-10	-8.91		-15.14		-9.59		
	0	-11.14		-8.75		-11.14		
	10	-9.52		-7.55		-9.3		
	20	-10.75		-7.88		-10.72		
	25	-9.36		-10.01		-12.4		
	30	-9.94		-11.14		-11.36		
	40	-13.08		-13.24		-12.69		
	50	-11.04		-12.37		-11.27		
4.45	25	-11.27		-8.75		-9.3		
3.43	25	-10.07		-18.11		-9.91		

EGPRS 1900

Test Conditions		Frequency Deviation						Verdict
Power (VDC)	Temperature (°C)	LCH 1850.2 MHz		MCH 1880 MHz		HCH 1909.8 MHz		
		Value (Hz)	Limits (Hz)	Value (Hz)	Limits (Hz)	Value (Hz)	Limits (Hz)	
3.87	-30	-13.37	±4625.5	-23.47	±4700.0	-24.34	±4774.5	Pass
	-20	-18.34		-23.02		-22.66		
	-10	-16.66		-18.05		-24.7		
	0	-21.47		-19.89		-23.31		
	10	-17.4		-16.63		-17.53		
	20	-13.98		-23.63		-21.7		
	25	-13.43		-17.72		-23.21		
	30	-17.92		-21.34		-19.05		
	40	-17.95		-16.89		-19.63		
	50	-21.44		-20.73		-21.37		
4.45	25	-21.28		-24.86		-23.79		
3.43	25	-22.7		-19.79		-20.5		

WCDMA Band 2

Test Conditions		Frequency Deviation						Verdict
Power (VDC)	Temperature (°C)	LCH 1852.4 MHz		MCH 1880 MHz		HCH 1907.6 MHz		
		Value (Hz)	Limits (Hz)	Value (Hz)	Limits (Hz)	Value (Hz)	Limits (Hz)	
3.87	-30	-6.4	±4631	-16.63	±4700	-7.98	±4769	Pass
	-20	-4.27		-17.14		-8.01		
	-10	-3.09		-16.49		-9.77		
	0	-7.82		-16.91		-9.43		
	10	-5.67		-17.55		-8.57		
	20	-5.04		-20.96		-9.31		
	25	-8.38		-21.93		-10.81		
	30	-3.49		-22.04		-11.57		
	40	-3.65		-21.67		-11.12		
	50	-6.76		-21.71		-12.64		
4.45	25	-2.83		-20.76		-13.22		
3.43	25	-10.23		-22.14		-12.48		

WCDMA Band 4

Test Conditions		Frequency Deviation						Verdict
Power (VDC)	Temperature (°C)	LCH 1712.4 MHz		MCH 1732.4 MHz		HCH 1752.6 MHz		
		Value (Hz)	Limits (Hz)	Value (Hz)	Limits (Hz)	Value (Hz)	Limits (Hz)	
3.87	-30	-0.96	±4281	-17.47	±4331	-10.9	±4381.5	Pass
	-20	-3.25		-17.53		-12.35		
	-10	0.97		-18.38		-12.39		
	0	-6.73		-17.94		-11.2		
	10	-3.97		-18.93		-12.03		
	20	-2.22		-19.54		-11.03		
	25	-2.05		-18.83		-11.7		
	30	-1.98		-18.93		-12.32		
	40	-1.88		-19.44		-12.93		
	50	-3.23		-19.08		-12.75		
4.45	25	-1.79		-19.5		-11.61		
3.43	25	-0.67		-19.66		-11.96		

WCDMA Band B5

Test Conditions		Frequency Deviation						Verdict
Power (VDC)	Temperature (°C)	LCH 826.4 MHz		MCH 836.4 MHz		HCH 846.6 MHz		
		Value (Hz)	Limits (Hz)	Value (Hz)	Limits (Hz)	Value (Hz)	Limits (Hz)	
3.87	-30	-3.04	±2066	-3.08	±2091	-1.97	±2116.5	Pass
	-20	-4.23		-2.93		-2.18		
	-10	-3.3		-3.28		-2.29		
	0	-3.43		-2.98		-3.48		
	10	-4.1		-3.27		-2.13		
	20	-4.78		-3.01		-2.6		
	25	-3.81		-2.7		-2.82		
	30	-3.31		-2.98		-2.65		
	40	-3.6		-3.96		-2.86		
	50	-4.18		-2.68		-3.48		
4.45	25	-4.1		-2.64		-2.12		
3.43	25	-2.45		-2.6		-3.4		

LTE Band 2 QPSK 10 MHz

Test Conditions		Frequency Deviation		Verdict
Power (VDC)	Temperature (°C)	MCH 1880 MHz		
		Value (Hz)	Limits (Hz)	
3.87	-30	-19.03	±4700	Pass
	-20	-12.76		
	-10	-9.13		
	0	-11.97		
	10	-10.94		
	20	-5.18		
	25	-8.18		
	30	-10.33		
	40	-7.24		
	50	-12.87		
4.45	25	-13.92		
3.43	25	-9.66		

LTE Band 2 16QAM 10 MHz

Test Conditions		Frequency Deviation		Verdict
Power (VDC)	Temperature (°C)	MCH 1880 MHz		
		Value (Hz)	Limits (Hz)	
3.87	-30	7.21	±4700	Pass
	-20	1.1		
	-10	5.99		
	0	4.25		
	10	3.3		
	20	0.53		
	25	5.18		
	30	1.89		
	40	7.12		
	50	-1.52		
4.45	25	7.52		
3.43	25	4.98		

LTE Band 4 QPSK 10 MHz

Test Conditions		Frequency Deviation		Verdict
Power (VDC)	Temperature (°C)	MCH 1732.5 MHz		
		Value (Hz)	Limits (Hz)	
3.87	-30	-13.36	±4331.25	Pass
	-20	-6.68		
	-10	-5.85		
	0	-5.38		
	10	-2.47		
	20	-5.66		
	25	-6.04		
	30	-8.81		
	40	-1.85		
	50	1.8		
4.45	25	-3.02		
3.43	25	0.1		

LTE Band 4 16QAM 10 MHz

Test Conditions		Frequency Deviation		Verdict
Power (VDC)	Temperature (°C)	MCH 1732.5 MHz		
		Value (Hz)	Limits (Hz)	
3.87	-30	-1.22	±4331.25	Pass
	-20	1.36		
	-10	6.02		
	0	-0.23		
	10	2.89		
	20	4.95		
	25	2.65		
	30	3		
	40	2.42		
	50	8.37		
4.45	25	9.18		
3.43	25	3.93		

LTE Band 5 QPSK 10 MHz

Test Conditions		Frequency Deviation		Verdict
Power (VDC)	Temperature (°C)	MCH 836.5 MHz		
		Value (Hz)	Limits (Hz)	
3.87	-30	-2.23	±2091.25	Pass
	-20	-1.04		
	-10	-4.72		
	0	-3.05		
	10	-1.59		
	20	-4.38		
	25	-3.93		
	30	-3.48		
	40	-4.01		
	50	-2.88		
4.45	25	-2.12		
3.43	25	-3.68		

LTE Band 5 16QAM 10 MHz

Test Conditions		Frequency Deviation		Verdict
Power (VDC)	Temperature (°C)	MCH 836.5 MHz		
		Value (Hz)	Limits (Hz)	
3.87	-30	-1.06	±2091.25	Pass
	-20	-2.13		
	-10	-2.93		
	0	2.02		
	10	-0.9		
	20	-0.33		
	25	0.79		
	30	-0.69		
	40	0		
	50	1.65		
4.45	25	2.25		
3.43	25	-2.4		

LTE Band 7 QPSK 10 MHz

Test Conditions		Frequency Deviation		Verdict
Power (VDC)	Temperature (°C)	MCH 2535 MHz		
		Value (Hz)	Limits (Hz)	
3.87	-30	-17.37	±6337.5	Pass
	-20	-4.95		
	-10	-7.95		
	0	-16.57		
	10	-2.63		
	20	-9.21		
	25	-0.43		
	30	-4.39		
	40	-4.36		
	50	2.1		
4.45	25	-3.73		
3.43	25	-6.97		

LTE Band 7 16-QAM 10 MHz

Test Conditions		Frequency Deviation		Verdict
Power (VDC)	Temperature (°C)	MCH 2535 MHz		
		Value (Hz)	Limits (Hz)	
3.87	-30	1.09	±6337.5	Pass
	-20	-1.76		
	-10	6.25		
	0	-2.98		
	10	7.58		
	20	5.24		
	25	14.91		
	30	7.04		
	40	8.47		
	50	3.81		
4.45	25	1.1		
3.43	25	-0.1		

LTE Band 12 QPSK 10 MHz

Test Conditions		Frequency Deviation		Verdict
Power (VDC)	Temperature (°C)	MCH 707.5 MHz		
		Value (Hz)	Limits (Hz)	
3.87	-30	-2.66	±1768.75	Pass
	-20	-0.93		
	-10	0.97		
	0	-1.46		
	10	-1.82		
	20	0.53		
	25	-2.46		
	30	-0.84		
	40	-3.75		
	50	-1.89		
4.45	25	-0.29		
3.43	25	-2.52		

LTE Band 12 16QAM10 MHz

Test Conditions		Frequency Deviation		Verdict
Power (VDC)	Temperature (°C)	MCH 707.5 MHz		
		Value (Hz)	Limits (Hz)	
3.87	-30	-1.07	±1768.75	Pass
	-20	-0.13		
	-10	-2.65		
	0	1.12		
	10	-0.87		
	20	0.9		
	25	-0.79		
	30	-3.09		
	40	-0.51		
	50	-0.7		
4.45	25	-0.04		
3.43	25	2.75		

LTE Band 17 QPSK 10 MHz

Test Conditions		Frequency Deviation		Verdict
Power (VDC)	Temperature (°C)	MCH 710 MHz		
		Value (Hz)	Limits (Hz)	
3.87	-30	-1.83	±1775	Pass
	-20	-1.65		
	-10	-3.48		
	0	-2.03		
	10	-0.43		
	20	-3.78		
	25	-2.36		
	30	-0.62		
	40	-2.46		
	50	-3.78		
4.45	25	-3.43		
3.43	25	-4.89		

LTE Band 17 16QAM10 MHz

Test Conditions		Frequency Deviation		Verdict
Power (VDC)	Temperature (°C)	MCH 710 MHz		
		Value (Hz)	Limits (Hz)	
3.87	-30	-3.71	±1775	Pass
	-20	-3.73		
	-10	-0.86		
	0	-0.93		
	10	-1.24		
	20	-3.35		
	25	-4.06		
	30	-1.14		
	40	-2.75		
	50	0.6		
4.45	25	-3.19		
3.43	25	-1.53		

LTE Band 26 (Part22) QPSK 10 MHz

Test Conditions		Frequency Deviation		Verdict
Power (VDC)	Temperature (°C)	MCH 836.5 MHz		
		Value (Hz)	Limits (Hz)	
3.87	-30	-6.44	±2091.25	Pass
	-20	-4.98		
	-10	-3.25		
	0	-4.91		
	10	-3.83		
	20	-4.76		
	25	-5.26		
	30	-3.23		
	40	-3.75		
	50	-3.83		
4.45	25	-4.69		
3.43	25	-5.81		

LTE Band 26 (Part22) 16QAM 10 MHz

Test Conditions		Frequency Deviation		Verdict
Power (VDC)	Temperature (°C)	MCH 836.5 MHz		
		Value (Hz)	Limits (Hz)	
3.87	-30	-0.04	±2091.25	Pass
	-20	0.16		
	-10	1.29		
	0	-0.97		
	10	1.04		
	20	2.82		
	25	-1.02		
	30	-1.19		
	40	1.02		
	50	2.63		
4.45	25	0.74		
3.43	25	-1.97		

LTE Band 26 (Part90) QPSK 10 MHz

Test Conditions		Frequency Deviation		Verdict
Power (VDC)	Temperature (°C)	MCH 819 MHz		
		Value (Hz)	Limits (Hz)	
3.87	-30	-0.59	±2047.5	Pass
	-20	2.45		
	-10	0.39		
	0	1.79		
	10	-1		
	20	-2.25		
	25	0.84		
	30	-0.26		
	40	-0.57		
	50	-2.93		
4.45	25	-0.82		
3.43	25	-0.89		

LTE Band 26 (Part90) 16QAM 10 MHz

Test Conditions		Frequency Deviation		Verdict
Power (VDC)	Temperature (°C)	MCH 819 MHz		
		Value (Hz)	Limits (Hz)	
3.87	-30	-1.1	±2047.5	Pass
	-20	1.42		
	-10	-0.6		
	0	1.97		
	10	0.34		
	20	-0.34		
	25	-0.89		
	30	-1.77		
	40	-1.49		
	50	-0.27		
4.45	25	-2.09		
3.43	25	-1.23		

LTE Band 38 QPSK 10 MHz

Test Conditions		Frequency Deviation		Verdict
Power (VDC)	Temperature (°C)	MCH 2595 MHz		
		Value (Hz)	Limits (Hz)	
3.87	-30	-14.29	±6487.5	Pass
	-20	-4.13		
	-10	-0.01		
	0	-1.72		
	10	-3.55		
	20	-3.73		
	25	-2.88		
	30	-3.1		
	40	-4.55		
	50	-2.72		
4.45	25	0.1		
3.43	25	-3.73		

LTE Band 38 16QAM10 MHz

Test Conditions		Frequency Deviation		Verdict
Power (VDC)	Temperature (°C)	MCH 2595 MHz		
		Value (Hz)	Limits (Hz)	
3.87	-30	-0.19	±6487.5	Pass
	-20	6.09		
	-10	3.45		
	0	1.93		
	10	4.58		
	20	0.83		
	25	3.09		
	30	3.03		
	40	8.77		
	50	1.75		
4.45	25	-0.27		
3.43	25	1.67		

LTE Band 41 QPSK 10 MHz

Test Conditions		Frequency Deviation		Verdict
Power (VDC)	Temperature (°C)	MCH 2593 MHz		
		Value (Hz)	Limits (Hz)	
3.87	-30	-16.05	±6482.5	Pass
	-20	-7.8		
	-10	-3		
	0	-1.57		
	10	-8.64		
	20	-3.56		
	25	-5.05		
	30	-3.83		
	40	-3.16		
	50	-3.42		
4.45	25	-4.86		
3.43	25	-2.32		

LTE Band 41 16QAM10 MHz

Test Conditions		Frequency Deviation		Verdict
Power (VDC)	Temperature (°C)	MCH 2593 MHz		
		Value (Hz)	Limits (Hz)	
3.87	-30	-3.56	±6482.5	Pass
	-20	2.9		
	-10	3.52		
	0	4.52		
	10	3.25		
	20	-1.2		
	25	3.65		
	30	0.62		
	40	4.65		
	50	1.65		
4.45	25	5.55		
3.43	25	5.45		

LTE Band 66 QPSK 10 MHz

Test Conditions		Frequency Deviation		Verdict
Power (VDC)	Temperature (°C)	MCH 1745 MHz		
		Value (Hz)	Limits (Hz)	
3.87	-30	-11.23	±4362.5	Pass
	-20	-0.84		
	-10	1.07		
	0	-1.3		
	10	2.66		
	20	-1.07		
	25	-3.59		
	30	3.78		
	40	0.84		
	50	2.7		
4.45	25	-5.28		
3.43	25	-3		

LTE Band 66 16QAM10 MHz

Test Conditions		Frequency Deviation		Verdict
Power (VDC)	Temperature (°C)	MCH 1745 MHz		
		Value (Hz)	Limits (Hz)	
3.87	-30	4.29	±4362.5	Pass
	-20	5.85		
	-10	2.78		
	0	4.36		
	10	8.78		
	20	8.7		
	25	9.84		
	30	9.74		
	40	11.43		
	50	10.21		
4.45	25	1.8		
3.43	25	3.72		

CA_7C QPSK 20MHz+10MHz

Test Conditions		Frequency Deviation		Verdict
Power (VDC)	Temperature (°C)	MCH 2534.8 MHz		
		Value (Hz)	Limits (Hz)	
3.87	-30	6.45	±6337	Pass
	-20	9.91		
	-10	4.33		
	0	4.81		
	10	5.71		
	20	4.99		
	25	2.8		
	30	7.5		
	40	10.17		
	50	7.27		
4.45	25	5.74		
3.43	25	7.57		

CA_7C 16QAM 20MHz+10MHz

Test Conditions		Frequency Deviation		Verdict
Power (VDC)	Temperature (°C)	MCH 2534.8 MHz		
		Value (Hz)	Limits (Hz)	
3.87	-30	4.01	±6337	Pass
	-20	4.28		
	-10	5.32		
	0	2.32		
	10	4.65		
	20	6.75		
	25	3.88		
	30	1.75		
	40	2.5		
	50	2.06		
4.45	25	7.44		
3.43	25	2.88		

CA_7C QPSK 20MHz+20MHz

Test Conditions		Frequency Deviation		Verdict
Power (VDC)	Temperature (°C)	MCH 2535 MHz		
		Value (Hz)	Limits (Hz)	
3.87	-30	2.49	±6337.5	Pass
	-20	5.55		
	-10	7.84		
	0	3.93		
	10	5.65		
	20	6.32		
	25	3.05		
	30	5.66		
	40	2.5		
	50	5.92		
4.45	25	9.21		
3.43	25	3.53		

CA_7C 16QAM 20MHz+20MHz

Test Conditions		Frequency Deviation		Verdict
Power (VDC)	Temperature (°C)	MCH 2535 MHz		
		Value (Hz)	Limits (Hz)	
3.87	-30	2.62	±6337.5	Pass
	-20	-0.44		
	-10	-0.62		
	0	5.81		
	10	2.13		
	20	2.65		
	25	3.99		
	30	2.12		
	40	3.53		
	50	3.12		
4.45	25	3.02		
3.43	25	2.86		

CA_38C QPSK 15MHz+15MHz

Test Conditions		Frequency Deviation		Verdict
Power (VDC)	Temperature (°C)	MCH 2595 MHz		
		Value (Hz)	Limits (Hz)	
3.87	-30	1.96	±6487.5	Pass
	-20	5.11		
	-10	3.72		
	0	2.83		
	10	0.8		
	20	8.08		
	25	5.65		
	30	7.45		
	40	3.39		
	50	4.96		
4.45	25	4.73		
3.43	25	1.89		

CA_38C 16QAM 15MHz+15MHz

Test Conditions		Frequency Deviation		Verdict
Power (VDC)	Temperature (°C)	MCH 2595 MHz		
		Value (Hz)	Limits (Hz)	
3.87	-30	5.97	±6487.5	Pass
	-20	4.22		
	-10	4.08		
	0	4.35		
	10	7.08		
	20	3.65		
	25	5.79		
	30	3.28		
	40	3.38		
	50	2.69		
4.45	25	6.84		
3.43	25	4.36		

CA_38C QPSK 20MHz+20MHz

Test Conditions		Frequency Deviation		Verdict
Power (VDC)	Temperature (°C)	MCH 2595 MHz		
		Value (Hz)	Limits (Hz)	
3.87	-30	4.01	±6487.5	Pass
	-20	2.78		
	-10	4.38		
	0	5.58		
	10	4.45		
	20	1.36		
	25	0.29		
	30	3.4		
	40	0.86		
	50	2.03		
4.45	25	2.2		
3.43	25	1		

CA_38C 16QAM 20MHz+20MHz

Test Conditions		Frequency Deviation		Verdict
Power (VDC)	Temperature (°C)	MCH 2595 MHz		
		Value (Hz)	Limits (Hz)	
3.87	-30	-2.22	±6487.5	Pass
	-20	1.79		
	-10	3.16		
	0	-2.03		
	10	3.95		
	20	-0.92		
	25	1.9		
	30	5.85		
	40	-0.9		
	50	3.85		
4.45	25	2.63		
3.43	25	1.89		

CA_41C QPSK 20MHz+5MHz

Test Conditions		Frequency Deviation		Verdict
Power (VDC)	Temperature (°C)	MCH 2592.6 MHz		
		Value (Hz)	Limits (Hz)	
3.87	-30	6.15	±6481.5	Pass
	-20	4.41		
	-10	2.49		
	0	5.38		
	10	6.68		
	20	5.14		
	25	5.84		
	30	7.65		
	40	5.91		
	50	5.61		
4.45	25	3.22		
3.43	25	4.56		

CA_41C 16QAM 20MHz+5MHz

Test Conditions		Frequency Deviation		Verdict
Power (VDC)	Temperature (°C)	MCH 2592.6 MHz		
		Value (Hz)	Limits (Hz)	
3.87	-30	8.08	±6481.5	Pass
	-20	9.96		
	-10	8.53		
	0	10.61		
	10	8.38		
	20	10.41		
	25	8.73		
	30	10.74		
	40	9.47		
	50	8.2		
4.45	25	7.17		
3.43	25	8.93		

CA_41C QPSK 20MHz+20MHz

Test Conditions		Frequency Deviation		Verdict
Power (VDC)	Temperature (°C)	MCH 2593 MHz		
		Value (Hz)	Limits (Hz)	
3.87	-30	3.22	±6482.5	Pass
	-20	3.19		
	-10	5.44		
	0	2.85		
	10	2.06		
	20	0.57		
	25	3.62		
	30	1.86		
	40	3.32		
	50	2.27		
4.45	25	4.12		
3.43	25	3.68		

CA_41C 16QAM 20MHz+20MHz

Test Conditions		Frequency Deviation		Verdict
Power (VDC)	Temperature (°C)	MCH 2593 MHz		
		Value (Hz)	Limits (Hz)	
3.87	-30	1.77	±6482.5	Pass
	-20	1.12		
	-10	1.2		
	0	1.6		
	10	0.59		
	20	5.16		
	25	2.9		
	30	1.36		
	40	3.53		
	50	4.06		
4.45	25	5.36		
3.43	25	2.09		

NR Band n5 QPSK 20 MHz

Test Conditions		Frequency Deviation		Verdict
Power (VDC)	Temperature (°C)	MCH 836.5 MHz		
		Value (Hz)	Limits (Hz)	
3.87	-30	-3.7	±2091.25	Pass
	-20	-5.7		
	-10	-7.4		
	0	-6.5		
	10	-6.1		
	20	-6.2		
	25	-6.1		
	30	-4.5		
	40	-5.1		
	50	-8.1		
4.45	25	-5.4		
3.43	25	-5.9		

NR Band n5 16QAM 20 MHz

Test Conditions		Frequency Deviation		Verdict
Power (VDC)	Temperature (°C)	MCH 836.5 MHz		
		Value (Hz)	Limits (Hz)	
3.87	-30	-8.1	±2091.25	Pass
	-20	-7.5		
	-10	-6.5		
	0	-9.2		
	10	-6.8		
	20	-6.2		
	25	-6.6		
	30	-5.7		
	40	-5.6		
	50	-7.1		
4.45	25	-5.4		
3.43	25	-7.4		

NR Band n7 QPSK 20 MHz

Test Conditions		Frequency Deviation		Verdict
Power (VDC)	Temperature (°C)	MCH 2535 MHz		
		Value (Hz)	Limits (Hz)	
3.87	-30	-2.9	±6337.5	Pass
	-20	-5.9		
	-10	-5.2		
	0	-4.2		
	10	-2.7		
	20	-7.5		
	25	-5.9		
	30	-6.8		
	40	-7.1		
	50	-6.7		
4.45	25	-3.9		
3.43	25	-6.2		

NR Band n7 16QAM 20 MHz

Test Conditions		Frequency Deviation		Verdict
Power (VDC)	Temperature (°C)	MCH 2535 MHz		
		Value (Hz)	Limits (Hz)	
3.87	-30	-6.1	±6337.5	Pass
	-20	-6.5		
	-10	-7.5		
	0	-4.7		
	10	2.3		
	20	-2.8		
	25	-1.1		
	30	-5.2		
	40	-3.1		
	50	-3.8		
4.45	25	-3.1		
3.43	25	-2.9		

NR Band n38 16QAM 20 MHz

Test Conditions		Frequency Deviation		Verdict
Power (VDC)	Temperature (°C)	MCH 2595 MHz		
		Value (Hz)	Limits (Hz)	
3.87	-30	-6.9	±6487.5	Pass
	-20	-8.4		
	-10	-5.1		
	0	-1.3		
	10	-5.7		
	20	-2.5		
	25	-2.3		
	30	-8.9		
	40	-5.2		
	50	-1.9		
4.45	25	-3.2		
3.43	25	-3.7		

NR Band n38 QPSK 20 MHz

Test Conditions		Frequency Deviation		Verdict
Power (VDC)	Temperature (°C)	MCH 2595 MHz		
		Value (Hz)	Limits (Hz)	
3.87	-30	-2.7	±6487.5	Pass
	-20	-1.4		
	-10	-1.9		
	0	-4.8		
	10	-2.9		
	20	-3.2		
	25	-1.3		
	30	-6.2		
	40	-3.9		
	50	-7.6		
4.45	25	-1.8		
3.43	25	-2.1		

NR Band n41 QPSK 100 MHz

Test Conditions		Frequency Deviation		Verdict
Power (VDC)	Temperature (°C)	MCH 2592.99 MHz		
		Value (Hz)	Limits (Hz)	
3.87	-30	-2.7	±6482.475	Pass
	-20	-5.4		
	-10	2.6		
	0	-2.4		
	10	3.4		
	20	-1.1		
	25	-4.9		
	30	-1.5		
	40	-5.5		
	50	-1.6		
4.45	25	-4.7		
3.43	25	-7.1		

NR Band n41 16QAM 100 MHz

Test Conditions		Frequency Deviation		Verdict
Power (VDC)	Temperature (°C)	MCH 2592.99 MHz		
		Value (Hz)	Limits (Hz)	
3.87	-30	-3.8	±6482.475	Pass
	-20	-1.3		
	-10	-2.3		
	0	-2.6		
	10	-4.9		
	20	-1.8		
	25	-2.5		
	30	-2.8		
	40	-1.5		
	50	-2.6		
4.45	25	-4.4		
3.43	25	-5.1		

NR DC_7A_n5A QPSK 20 MHz(LTE)+20 MHz(NR)

Test Conditions		Frequency Deviation		Verdict
Power (VDC)	Temperature (°C)	MCH 836.5 MHz		
		Value (Hz)	Limits (Hz)	
3.87	-30	-6.8	±2091.25	Pass
	-20	-7.5		
	-10	-6.1		
	0	-6.6		
	10	-7.2		
	20	-6.4		
	25	-6.6		
	30	-7.1		
	40	-6.3		
	50	-5.4		
4.45	25	-7.4		
3.43	25	-7		

NR DC_7A_n5A 16QAM 20 MHz(LTE)+20 MHz(NR)

Test Conditions		Frequency Deviation		Verdict
Power (VDC)	Temperature (°C)	MCH 836.5 MHz		
		Value (Hz)	Limits (Hz)	
3.87	-30	-9.3	±2091.25	Pass
	-20	-6.4		
	-10	-10.1		
	0	-5.5		
	10	-7		
	20	-7.4		
	25	-6.3		
	30	-5.7		
	40	-5.8		
	50	-5.7		
4.45	25	-6.7		
3.43	25	-6.1		

NR DC_66A_n7A QPSK 20 MHz(LTE)+20 MHz(NR)

Test Conditions		Frequency Deviation		Verdict
Power (VDC)	Temperature (°C)	MCH 2535 MHz		
		Value (Hz)	Limits (Hz)	
3.87	-30	-7.5	±6337.5	Pass
	-20	-6.7		
	-10	-6.4		
	0	-5.2		
	10	-6		
	20	-5.3		
	25	-5.4		
	30	-5.2		
	40	-4.4		
	50	-3.3		
4.45	25	-2.9		
3.43	25	-2.2		

NR DC_66A_n7A 16QAM 20 MHz(LTE)+20 MHz(NR)

Test Conditions		Frequency Deviation		Verdict
Power (VDC)	Temperature (°C)	MCH 2535 MHz		
		Value (Hz)	Limits (Hz)	
3.87	-30	-5.9	±6337.5	Pass
	-20	-6.7		
	-10	-6.3		
	0	-5.6		
	10	-5.7		
	20	-4.2		
	25	-3.9		
	30	-3.3		
	40	-3		
	50	-6.9		
4.45	25	-6.2		
3.43	25	-8.4		

A.5 Spurious Emission at Antenna Terminals

Note 1: GSM and EGPRS modes have been verified, and only the worst data with different bandwidth for LTE and NR are shown here.

Note 2: The frequencies of verdict which are marked by "N/A" should be ignored because they are UE carrier frequency.

Note 3: Test plots please refer to the document “Annex No.: BL-SZ2141035-501 Data Part 3.pdf”.

GSM and WCDMA Mode Test Verdict

Test Band	Test Channel	Refer to Plot[Note3]	Verdict
GSM 850	LCH	1.1	Pass
	MCH	1.2	Pass
	HCH	1.3	Pass
GSM 1900	LCH	2.1	Pass
	MCH	2.2	Pass
	HCH	2.3	Pass
EGPRS 850	LCH	3.1	Pass
	MCH	3.2	Pass
	HCH	3.3	Pass
EGPRS 1900	LCH	4.1	Pass
	MCH	4.2	Pass
	HCH	4.3	Pass
WCDMA Band 2	LCH	5.1	Pass
	MCH	5.2	Pass
	HCH	5.3	Pass
WCDMA Band 4	LCH	6.1	Pass
	MCH	6.2	Pass
	HCH	6.3	Pass
WCDMA Band 5	LCH	7.1	Pass
	MCH	7.2	Pass
	HCH	7.3	Pass

LTE Mode Test Verdict

Test Band	Test Bandwidth	Test Channel	Test Mode	Test RB (Size#Offset)	Refer to Plot[Note3]	Verdict
Band 2	1.4 MHz	LCH	QPSK	RB1#0	8.1	Pass
			16-QAM	RB1#0	8.2	Pass
		MCH	QPSK	RB1#0	8.3	Pass
			16-QAM	RB1#0	8.4	Pass
		HCH	QPSK	RB1#0	8.5	Pass
			16-QAM	RB1#0	8.6	Pass
	3 MHz	LCH	QPSK	RB1#0	8.7	Pass
			16-QAM	RB1#0	8.8	Pass
		MCH	QPSK	RB1#0	8.9	Pass
			16-QAM	RB1#0	8.10	Pass
		HCH	QPSK	RB1#0	8.11	Pass
			16-QAM	RB1#0	8.12	Pass
	5 MHz	LCH	QPSK	RB1#0	8.13	Pass
			16-QAM	RB1#0	8.14	Pass
		MCH	QPSK	RB1#0	8.15	Pass
			16-QAM	RB1#0	8.16	Pass
		HCH	QPSK	RB1#0	8.17	Pass
			16-QAM	RB1#0	8.18	Pass
	10 MHz	LCH	QPSK	RB1#0	8.19	Pass
			16-QAM	RB1#0	8.20	Pass
		MCH	QPSK	RB1#0	8.21	Pass
			16-QAM	RB1#0	8.22	Pass
		HCH	QPSK	RB1#0	8.23	Pass
			16-QAM	RB1#0	8.24	Pass
	15 MHz	LCH	QPSK	RB1#0	8.25	Pass
			16-QAM	RB1#0	8.26	Pass
		MCH	QPSK	RB1#0	8.27	Pass
			16-QAM	RB1#0	8.28	Pass
		HCH	QPSK	RB1#0	8.29	Pass
			16-QAM	RB1#0	8.30	Pass
	20 MHz	LCH	QPSK	RB1#0	8.31	Pass
			16-QAM	RB1#0	8.32	Pass
		MCH	QPSK	RB1#0	8.33	Pass
			16-QAM	RB1#0	8.34	Pass
		HCH	QPSK	RB1#0	8.35	Pass
			16-QAM	RB1#0	8.36	Pass

Test Band	Test Bandwidth	Test Channel	Test Mode	Test RB (Size#Offset)	Refer to Plot[Note3]	Verdict
Band 4	1.4 MHz	LCH	QPSK	RB1#0	9.1	Pass
			16-QAM	RB1#0	9.2	Pass
		MCH	QPSK	RB1#0	9.3	Pass
			16-QAM	RB1#0	9.4	Pass
		HCH	QPSK	RB1#0	9.5	Pass
			16-QAM	RB1#0	9.6	Pass
	3 MHz	LCH	QPSK	RB1#0	9.7	Pass
			16-QAM	RB1#0	9.8	Pass
		MCH	QPSK	RB1#0	9.9	Pass
			16-QAM	RB1#0	9.10	Pass
		HCH	QPSK	RB1#0	9.11	Pass
			16-QAM	RB1#0	9.12	Pass
	5 MHz	LCH	QPSK	RB1#0	9.13	Pass
			16-QAM	RB1#0	9.14	Pass
		MCH	QPSK	RB1#0	9.15	Pass
			16-QAM	RB1#0	9.16	Pass
		HCH	QPSK	RB1#0	9.17	Pass
			16-QAM	RB1#0	9.18	Pass
	10 MHz	LCH	QPSK	RB1#0	9.19	Pass
			16-QAM	RB1#0	9.20	Pass
		MCH	QPSK	RB1#0	9.21	Pass
			16-QAM	RB1#0	9.22	Pass
		HCH	QPSK	RB1#0	9.23	Pass
			16-QAM	RB1#0	9.24	Pass
	15 MHz	LCH	QPSK	RB1#0	9.25	Pass
			16-QAM	RB1#0	9.26	Pass
		MCH	QPSK	RB1#0	9.27	Pass
			16-QAM	RB1#0	9.28	Pass
		HCH	QPSK	RB1#0	9.29	Pass
			16-QAM	RB1#0	9.30	Pass
	20 MHz	LCH	QPSK	RB1#0	9.31	Pass
			16-QAM	RB1#0	9.32	Pass
		MCH	QPSK	RB1#0	9.33	Pass
			16-QAM	RB1#0	9.34	Pass
		HCH	QPSK	RB1#0	9.35	Pass
			16-QAM	RB1#0	9.36	Pass

Test Band	Test Bandwidth	Test Channel	Test Mode	Test RB (Size#Offset)	Refer to Plot[Note3]	Verdict
Band 5	1.4 MHz	LCH	QPSK	RB1#0	10.1	Pass
			16-QAM	RB1#0	10.2	Pass
		MCH	QPSK	RB1#0	10.3	Pass
			16-QAM	RB1#0	10.4	Pass
		HCH	QPSK	RB1#0	10.5	Pass
			16-QAM	RB1#0	10.6	Pass
	3 MHz	LCH	QPSK	RB1#0	10.7	Pass
			16-QAM	RB1#0	10.8	Pass
		MCH	QPSK	RB1#0	10.9	Pass
			16-QAM	RB1#0	10.10	Pass
		HCH	QPSK	RB1#0	10.11	Pass
			16-QAM	RB1#0	10.12	Pass
	5 MHz	LCH	QPSK	RB1#0	10.13	Pass
			16-QAM	RB1#0	10.14	Pass
		MCH	QPSK	RB1#0	10.15	Pass
			16-QAM	RB1#0	10.16	Pass
		HCH	QPSK	RB1#0	10.17	Pass
			16-QAM	RB1#0	10.18	Pass
	10 MHz	LCH	QPSK	RB1#0	10.19	Pass
			16-QAM	RB1#0	10.20	Pass
		MCH	QPSK	RB1#0	10.21	Pass
			16-QAM	RB1#0	10.22	Pass
		HCH	QPSK	RB1#0	10.23	Pass
			16-QAM	RB1#0	10.24	Pass

Test Band	Test Bandwidth	Test Channel	Test Mode	Test RB (Size#Offset)	Refer to Plot[Note3]	Verdict
Band 7	5 MHz	LCH	QPSK	RB1#0	11.1	Pass
			16-QAM	RB1#0	11.2	Pass
		MCH	QPSK	RB1#0	11.3	Pass
			16-QAM	RB1#0	11.4	Pass
		HCH	QPSK	RB1#0	11.5	Pass
			16-QAM	RB1#0	11.6	Pass
	10 MHz	LCH	QPSK	RB1#0	11.7	Pass
			16-QAM	RB1#0	11.8	Pass
		MCH	QPSK	RB1#0	11.9	Pass
			16-QAM	RB1#0	11.10	Pass
		HCH	QPSK	RB1#0	11.11	Pass
			16-QAM	RB1#0	11.12	Pass
	15 MHz	LCH	QPSK	RB1#0	11.13	Pass
			16-QAM	RB1#0	11.14	Pass
		MCH	QPSK	RB1#0	11.15	Pass
			16-QAM	RB1#0	11.16	Pass
		HCH	QPSK	RB1#0	11.17	Pass
			16-QAM	RB1#0	11.18	Pass
	20 MHz	LCH	QPSK	RB1#0	11.19	Pass
			16-QAM	RB1#0	11.20	Pass
		MCH	QPSK	RB1#0	11.21	Pass
			16-QAM	RB1#0	11.22	Pass
		HCH	QPSK	RB1#0	11.23	Pass
			16-QAM	RB1#0	11.24	Pass

Test Band	Test Bandwidth	Test Channel	Test Mode	Test RB (Size#Offset)	Refer to Plot[Note3]	Verdict
Band 12	1.4 MHz	LCH	QPSK	RB1#0	12.1	Pass
			16-QAM	RB1#0	12.2	Pass
		MCH	QPSK	RB1#0	12.3	Pass
			16-QAM	RB1#0	12.4	Pass
		HCH	QPSK	RB1#0	12.5	Pass
			16-QAM	RB1#0	12.6	Pass
	3 MHz	LCH	QPSK	RB1#0	12.7	Pass
			16-QAM	RB1#0	12.8	Pass
		MCH	QPSK	RB1#0	12.9	Pass
			16-QAM	RB1#0	12.10	Pass
		HCH	QPSK	RB1#0	12.11	Pass
			16-QAM	RB1#0	12.12	Pass
	5 MHz	LCH	QPSK	RB1#0	12.13	Pass
			16-QAM	RB1#0	12.14	Pass
		MCH	QPSK	RB1#0	12.15	Pass
			16-QAM	RB1#0	12.16	Pass
		HCH	QPSK	RB1#0	12.17	Pass
			16-QAM	RB1#0	12.18	Pass
	10 MHz	LCH	QPSK	RB1#0	12.19	Pass
			16-QAM	RB1#0	12.20	Pass
		MCH	QPSK	RB1#0	12.21	Pass
			16-QAM	RB1#0	12.22	Pass
		HCH	QPSK	RB1#0	12.23	Pass
			16-QAM	RB1#0	12.24	Pass

Test Band	Test Bandwidth	Test Channel	Test Mode	Test RB (Size#Offset)	Refer to Plot[Note3]	Verdict
Band 17	5 MHz	LCH	QPSK	RB1#0	13.1	Pass
			16-QAM	RB1#0	13.2	Pass
		MCH	QPSK	RB1#0	13.3	Pass
			16-QAM	RB1#0	13.4	Pass
		HCH	QPSK	RB1#0	13.5	Pass
			16-QAM	RB1#0	13.6	Pass
	10 MHz	LCH	QPSK	RB1#0	13.7	Pass
			16-QAM	RB1#0	13.8	Pass
		MCH	QPSK	RB1#0	13.9	Pass
			16-QAM	RB1#0	13.10	Pass
		HCH	QPSK	RB1#0	13.11	Pass
			16-QAM	RB1#0	13.12	Pass

Test Band	Test Bandwidth	Test Channel	Test Mode	Test RB (Size#Offset)	Refer to Plot[Note3]	Verdict
Band 26 (Part22)	1.4 MHz	LCH	QPSK	RB1#0	14.1	Pass
			16-QAM	RB1#0	14.2	Pass
		MCH	QPSK	RB1#0	14.3	Pass
			16-QAM	RB1#0	14.4	Pass
		HCH	QPSK	RB1#0	14.5	Pass
			16-QAM	RB1#0	14.6	Pass
	3 MHz	LCH	QPSK	RB1#0	14.7	Pass
			16-QAM	RB1#0	14.8	Pass
		MCH	QPSK	RB1#0	14.9	Pass
			16-QAM	RB1#0	14.10	Pass
		HCH	QPSK	RB1#0	14.11	Pass
			16-QAM	RB1#0	14.12	Pass
	5 MHz	LCH	QPSK	RB1#0	14.13	Pass
			16-QAM	RB1#0	14.14	Pass
		MCH	QPSK	RB1#0	14.15	Pass
			16-QAM	RB1#0	14.16	Pass
		HCH	QPSK	RB1#0	14.17	Pass
			16-QAM	RB1#0	14.18	Pass
	10 MHz	LCH	QPSK	RB1#0	14.19	Pass
			16-QAM	RB1#0	14.20	Pass
		MCH	QPSK	RB1#0	14.21	Pass
			16-QAM	RB1#0	14.22	Pass
		HCH	QPSK	RB1#0	14.23	Pass
			16-QAM	RB1#0	14.24	Pass
	15 MHz	LCH	QPSK	RB1#0	14.25	Pass
			16-QAM	RB1#0	14.26	Pass
		MCH	QPSK	RB1#0	14.27	Pass
			16-QAM	RB1#0	14.28	Pass
		HCH	QPSK	RB1#0	14.29	Pass
			16-QAM	RB1#0	14.30	Pass

Test Band	Test Bandwidth	Test Channel	Test Mode	Test RB (Size#Offset)	Refer to Plot[Note3]	Verdict
Band 26 (Part90)	1.4 MHz	LCH	QPSK	RB1#0	15.1	Pass
			16-QAM	RB1#0	15.2	Pass
		MCH	QPSK	RB1#0	15.3	Pass
			16-QAM	RB1#0	15.4	Pass
		HCH	QPSK	RB1#0	15.5	Pass
			16-QAM	RB1#0	15.6	Pass
	3 MHz	LCH	QPSK	RB1#0	15.7	Pass
			16-QAM	RB1#0	15.8	Pass
		MCH	QPSK	RB1#0	15.9	Pass
			16-QAM	RB1#0	15.10	Pass
		HCH	QPSK	RB1#0	15.11	Pass
			16-QAM	RB1#0	15.12	Pass
	5 MHz	LCH	QPSK	RB1#0	15.13	Pass
			16-QAM	RB1#0	15.14	Pass
		MCH	QPSK	RB1#0	15.15	Pass
			16-QAM	RB1#0	15.16	Pass
		HCH	QPSK	RB1#0	15.17	Pass
			16-QAM	RB1#0	15.18	Pass
	10 MHz	MCH	QPSK	RB1#0	15.19	Pass
			16-QAM	RB1#0	15.20	Pass

Test Band	Test Bandwidth	Test Channel	Test Mode	Test RB (Size#Offset)	Refer to Plot[Note3]	Verdict
Band 38	5 MHz	LCH	QPSK	RB1#0	16.1	Pass
			16-QAM	RB1#0	16.2	Pass
		MCH	QPSK	RB1#0	16.3	Pass
			16-QAM	RB1#0	16.4	Pass
		HCH	QPSK	RB1#0	16.5	Pass
			16-QAM	RB1#0	16.6	Pass
	10 MHz	LCH	QPSK	RB1#0	16.7	Pass
			16-QAM	RB1#0	16.8	Pass
		MCH	QPSK	RB1#0	16.9	Pass
			16-QAM	RB1#0	16.10	Pass
		HCH	QPSK	RB1#0	16.11	Pass
			16-QAM	RB1#0	16.12	Pass
	15 MHz	LCH	QPSK	RB1#0	16.13	Pass
			16-QAM	RB1#0	16.14	Pass
		MCH	QPSK	RB1#0	16.15	Pass
			16-QAM	RB1#0	16.16	Pass
		HCH	QPSK	RB1#0	16.17	Pass
			16-QAM	RB1#0	16.18	Pass
	20 MHz	LCH	QPSK	RB1#0	16.19	Pass
			16-QAM	RB1#0	16.20	Pass
		MCH	QPSK	RB1#0	16.21	Pass
			16-QAM	RB1#0	16.22	Pass
		HCH	QPSK	RB1#0	16.23	Pass
			16-QAM	RB1#0	16.24	Pass

Test Band	Test Bandwidth	Test Channel	Test Mode	Test RB (Size#Offset)	Refer to Plot[Note3]	Verdict
Band 41	5 MHz	LCH	QPSK	RB1#0	17.1	Pass
			16-QAM	RB1#0	17.2	Pass
		MCH	QPSK	RB1#0	17.3	Pass
			16-QAM	RB1#0	17.4	Pass
		HCH	QPSK	RB1#0	17.5	Pass
			16-QAM	RB1#0	17.6	Pass
	10 MHz	LCH	QPSK	RB1#0	17.7	Pass
			16-QAM	RB1#0	17.8	Pass
		MCH	QPSK	RB1#0	17.9	Pass
			16-QAM	RB1#0	17.10	Pass
		HCH	QPSK	RB1#0	17.11	Pass
			16-QAM	RB1#0	17.12	Pass
	15 MHz	LCH	QPSK	RB1#0	17.13	Pass
			16-QAM	RB1#0	17.14	Pass
		MCH	QPSK	RB1#0	17.15	Pass
			16-QAM	RB1#0	17.16	Pass
		HCH	QPSK	RB1#0	17.17	Pass
			16-QAM	RB1#0	17.18	Pass
	20 MHz	LCH	QPSK	RB1#0	17.19	Pass
			16-QAM	RB1#0	17.20	Pass
		MCH	QPSK	RB1#0	17.21	Pass
			16-QAM	RB1#0	17.22	Pass
		HCH	QPSK	RB1#0	17.23	Pass
			16-QAM	RB1#0	17.24	Pass

Test Band	Test Bandwidth	Test Channel	Test Mode	Test RB (Size#Offset)	Refer to Plot[Note3]	Verdict
Band 66	1.4 MHz	LCH	QPSK	RB1#0	18.1	Pass
			16-QAM	RB1#0	18.2	Pass
		MCH	QPSK	RB1#0	18.3	Pass
			16-QAM	RB1#0	18.4	Pass
		HCH	QPSK	RB1#0	18.5	Pass
			16-QAM	RB1#0	18.6	Pass
	3 MHz	LCH	QPSK	RB1#0	18.7	Pass
			16-QAM	RB1#0	18.8	Pass
		MCH	QPSK	RB1#0	18.9	Pass
			16-QAM	RB1#0	18.10	Pass
		HCH	QPSK	RB1#0	18.11	Pass
			16-QAM	RB1#0	18.12	Pass
	5 MHz	LCH	QPSK	RB1#0	18.13	Pass
			16-QAM	RB1#0	18.14	Pass
		MCH	QPSK	RB1#0	18.15	Pass
			16-QAM	RB1#0	18.16	Pass
		HCH	QPSK	RB1#0	18.17	Pass
			16-QAM	RB1#0	18.18	Pass
	10 MHz	LCH	QPSK	RB1#0	18.19	Pass
			16-QAM	RB1#0	18.20	Pass
		MCH	QPSK	RB1#0	18.21	Pass
			16-QAM	RB1#0	18.22	Pass
		HCH	QPSK	RB1#0	18.23	Pass
			16-QAM	RB1#0	18.24	Pass
	15 MHz	LCH	QPSK	RB1#0	18.25	Pass
			16-QAM	RB1#0	18.26	Pass
		MCH	QPSK	RB1#0	18.27	Pass
			16-QAM	RB1#0	18.28	Pass
		HCH	QPSK	RB1#0	18.29	Pass
			16-QAM	RB1#0	18.30	Pass
	20 MHz	LCH	QPSK	RB1#0	18.31	Pass
			16-QAM	RB1#0	18.32	Pass
		MCH	QPSK	RB1#0	18.33	Pass
			16-QAM	RB1#0	18.34	Pass
		HCH	QPSK	RB1#0	18.35	Pass
			16-QAM	RB1#0	18.36	Pass

Test Channel	Modulation	PCC RB		SCC RB		Refer to Plot[Note2]	Verdict
		Size	Offset	Size	Offset		
CA_7C							
20MHz+10MHz							
Low	QPSK	1	99	1	0	19.1	Pass
	16-QAM	1	99	1	0	19.2	Pass
Mid	QPSK	1	99	1	0	19.3	Pass
	16-QAM	1	99	1	0	19.4	Pass
High	QPSK	1	99	1	0	19.4	Pass
	16-QAM	1	99	1	0	19.6	Pass
20MHz+20MHz							
Low	QPSK	1	99	1	0	19.7	Pass
	16-QAM	1	99	1	0	19.8	Pass
Mid	QPSK	1	99	1	0	19.9	Pass
	16-QAM	1	99	1	0	19.10	Pass
High	QPSK	1	99	1	0	19.11	Pass
	16-QAM	1	99	1	0	19.12	Pass

Test Channel	Modulation	PCC RB		SCC RB		Refer to Plot[Note2]	Verdict
		Size	Offset	Size	Offset		
CA_38C							
15MHz+15MHz							
Low	QPSK	1	74	1	0	20.1	Pass
	16-QAM	1	74	1	0	20.2	Pass
Mid	QPSK	1	74	1	0	20.3	Pass
	16-QAM	1	74	1	0	20.4	Pass
High	QPSK	1	74	1	0	20.5	Pass
	16-QAM	1	74	1	0	20.6	Pass
20MHz+20MHz							
Low	QPSK	1	99	1	0	20.7	Pass
	16-QAM	1	99	1	0	20.8	Pass
Mid	QPSK	1	99	1	0	20.9	Pass
	16-QAM	1	99	1	0	20.10	Pass
High	QPSK	1	99	1	0	20.11	Pass
	16-QAM	1	99	1	0	20.12	Pass

Test Channel	Modulation	PCC RB		SCC RB		Refer to Plot[Note2]	Verdict
		Size	Offset	Size	Offset		
CA_41C							
20MHz+5MHz							
Low	QPSK	1	99	1	0	21.1	Pass
	16-QAM	1	99	1	0	21.2	Pass
Mid	QPSK	1	99	1	0	21.3	Pass
	16-QAM	1	99	1	0	21.4	Pass
High	QPSK	1	99	1	0	21.5	Pass
	16-QAM	1	99	1	0	21.6	Pass
20MHz+20MHz							
Low	QPSK	1	99	1	0	21.7	Pass
	16-QAM	1	99	1	0	21.8	Pass
Mid	QPSK	1	99	1	0	21.9	Pass
	16-QAM	1	99	1	0	21.10	Pass
High	QPSK	1	99	1	0	21.11	Pass
	16-QAM	1	99	1	0	21.12	Pass

NR Mode Test Verdict

Test Band	NR Test Bandwidth (MHz)	Test Channel	Test Mode	NR UL RB No.	NR UL RB Pos.	Refer to Plot[Note3]	Verdict
n5	5	LCH	16QAM	12	6	22.1	Pass
			QPSK	12	6	22.2	Pass
		MCH	16QAM	12	6	22.3	Pass
			QPSK	12	6	22.4	Pass
		HCH	16QAM	12	6	22.5	Pass
			QPSK	12	6	22.6	Pass
	15	LCH	16QAM	36	18	22.7	Pass
			QPSK	36	18	22.8	Pass
		MCH	16QAM	36	18	22.9	Pass
			QPSK	36	18	22.10	Pass
		HCH	16QAM	36	18	22.11	Pass
			QPSK	36	18	22.12	Pass
	20	LCH	16QAM	50	25	22.13	Pass
			QPSK	50	25	22.14	Pass
		MCH	16QAM	50	25	22.15	Pass
			QPSK	50	25	22.16	Pass
		HCH	16QAM	50	25	22.17	Pass
			QPSK	50	25	22.18	Pass

Test Band	NR Test Bandwidth (MHz)	Test Channel	Test Mode	NR UL RB No.	NR UL RB Pos.	Refer to Plot[Note3]	Verdict
n7	5	LCH	16QAM	12	6	23.1	Pass
			QPSK	12	6	23.2	Pass
		MCH	16QAM	12	6	23.3	Pass
			QPSK	12	6	23.4	Pass
		HCH	16QAM	12	6	23.5	Pass
			QPSK	12	6	23.6	Pass
	15	LCH	16QAM	36	18	23.7	Pass
			QPSK	36	18	23.8	Pass
		MCH	16QAM	36	18	23.9	Pass
			QPSK	36	18	23.10	Pass
		HCH	16QAM	36	18	23.11	Pass
			QPSK	36	18	23.12	Pass
	20	LCH	16QAM	50	25	23.13	Pass
			QPSK	50	25	23.14	Pass
		MCH	16QAM	50	25	23.15	Pass
			QPSK	50	25	23.16	Pass
		HCH	16QAM	50	25	23.17	Pass
			QPSK	50	25	23.18	Pass

Test Band	NR Test Bandwidth (MHz)	Test Channel	Test Mode	NR UL RB No.	NR UL RB Pos.	Refer to Plot[Note3]	Verdict
n38	10	LCH	16QAM	12	6	24.1	Pass
			QPSK	12	6	24.2	Pass
		MCH	16QAM	12	6	24.3	Pass
			QPSK	12	6	24.4	Pass
		HCH	16QAM	12	6	24.5	Pass
			QPSK	12	6	24.6	Pass
	15	LCH	16QAM	18	9	24.7	Pass
			QPSK	18	9	24.8	Pass
		MCH	16QAM	18	9	24.9	Pass
			QPSK	18	9	24.10	Pass
		HCH	16QAM	18	9	24.11	Pass
			QPSK	18	9	24.12	Pass
	20	LCH	16QAM	25	12	24.13	Pass
			QPSK	25	12	24.14	Pass
		MCH	16QAM	25	12	24.15	Pass
			QPSK	25	12	24.16	Pass
		HCH	16QAM	25	12	24.17	Pass
			QPSK	25	12	24.18	Pass

Test Band	NR Test Bandwidth (MHz)	Test Channel	Test Mode	NR UL RB No.	NR UL RB Pos.	Refer to Plot[Note3]	Verdict
n41	10	LCH	16QAM	12	6	25.1	Pass
			QPSK	12	6	25.2	Pass
		MCH	16QAM	12	6	25.3	Pass
			QPSK	12	6	25.4	Pass
		HCH	16QAM	12	6	25.5	Pass
			QPSK	12	6	25.6	Pass
	60	LCH	16QAM	81	40	25.7	Pass
			QPSK	81	40	25.8	Pass
		MCH	16QAM	81	40	25.9	Pass
			QPSK	81	40	25.10	Pass
		HCH	16QAM	81	40	25.11	Pass
			QPSK	81	40	25.12	Pass
	100	LCH	16QAM	135	67	25.13	Pass
			QPSK	135	67	25.14	Pass
		MCH	16QAM	135	67	25.15	Pass
			QPSK	135	67	25.16	Pass
		HCH	16QAM	135	67	25.17	Pass
			QPSK	135	67	25.18	Pass

Test Band	NR Test Bandwidth (MHz)	Test Channel	Test Mode	NR UL RB No.	NR UL RB Pos.	Refer to Plot[Note3]	Verdict
DC_7A_n5A	20MHz(LTE)+ 5MHz(NR)	LCH	QPSK	12	6	26.1	Pass
			16-QAM	12	6	26.2	Pass
		MCH	QPSK	12	6	26.3	Pass
			16-QAM	12	6	26.4	Pass
		HCH	QPSK	12	6	26.5	Pass
			16-QAM	12	6	26.6	Pass
	20MHz(LTE)+ 15MHz(NR)	LCH	QPSK	36	18	26.7	Pass
			16-QAM	36	18	26.8	Pass
		MCH	QPSK	36	18	26.9	Pass
			16-QAM	36	18	26.10	Pass
		HCH	QPSK	36	18	26.11	Pass
			16-QAM	36	18	26.12	Pass
	20MHz(LTE)+ 20MHz(NR)	LCH	QPSK	50	25	26.13	Pass
			16-QAM	50	25	26.14	Pass
		MCH	QPSK	50	25	26.15	Pass
			16-QAM	50	25	26.16	Pass
		HCH	QPSK	50	25	26.17	Pass
			16-QAM	50	25	26.18	Pass

Test Band	NR Test Bandwidth (MHz)	Test Channel	Test Mode	NR UL RB No.	NR UL RB Pos.	Refer to Plot[Note3]	Verdict
DC_66A_n7A	20MHz(LTE)+ 5MHz(NR)	LCH	QPSK	12	6	27.1	Pass
			16-QAM	12	6	27.2	Pass
		MCH	QPSK	12	6	27.3	Pass
			16-QAM	12	6	27.4	Pass
		HCH	QPSK	12	6	27.5	Pass
			16-QAM	12	6	27.6	Pass
	20MHz(LTE)+ 15MHz(NR)	LCH	QPSK	36	18	27.7	Pass
			16-QAM	36	18	27.8	Pass
		MCH	QPSK	36	18	27.9	Pass
			16-QAM	36	18	27.10	Pass
		HCH	QPSK	36	18	27.11	Pass
			16-QAM	36	18	27.12	Pass
	20MHz(LTE)+ 20MHz(NR)	LCH	QPSK	50	25	27.13	Pass
			16-QAM	50	25	27.14	Pass
		MCH	QPSK	50	25	27.15	Pass
			16-QAM	50	25	27.16	Pass
		HCH	QPSK	50	25	27.17	Pass
			16-QAM	50	25	27.18	Pass

A.6 Band Edge

Note 1: Test plots please refer to the document “Annex No.: BL-SZ2141035-501 Data Part 4.pdf”.

GSM and WCDMA Mode Test Verdict

Test Band	Test Channel	Refer to Plot[Note1]	Verdict
GSM 850	LCH	1.1	Pass
	HCH	1.2	Pass
GSM 1900	LCH	2.1	Pass
	HCH	2.2	Pass
EGPRS 850	LCH	3.1	Pass
	HCH	3.2	Pass
EGPRS 1900	LCH	4.1	Pass
	HCH	4.2	Pass
WCDMA Band 2	LCH	5.1	Pass
	HCH	5.2	Pass
WCDMA Band 4	LCH	6.1	Pass
	HCH	6.2	Pass
WCDMA Band 5	LCH	7.1	Pass
	HCH	7.2	Pass

LTE Mode Test Verdict

Test Band	Test Bandwidth	Test Channel	Test Mode	Test RB (Size#Offset)	Refer to Plot[Note1]	Verdict
Band 2	1.4 MHz	LCH	QPSK	RB1#0	8.1	Pass
				RB6#0	8.2	Pass
			16-QAM	RB1#0	8.3	Pass
				RB6#0	8.4	Pass
		HCH	QPSK	RB1#5	8.5	Pass
				RB6#0	8.6	Pass
			16-QAM	RB1#5	8.7	Pass
				RB6#0	8.8	Pass
	3 MHz	LCH	QPSK	RB1#0	8.9	Pass
				RB15#0	8.10	Pass
			16-QAM	RB1#0	8.11	Pass
				RB15#0	8.12	Pass
		HCH	QPSK	RB1#14	8.13	Pass
				RB15#0	8.14	Pass
			16-QAM	RB1#14	8.15	Pass
				RB15#0	8.16	Pass
	5 MHz	LCH	QPSK	RB1#0	8.17	Pass
				RB25#0	8.18	Pass
			16-QAM	RB1#0	8.19	Pass
				RB25#0	8.20	Pass
		HCH	QPSK	RB1#24	8.21	Pass
				RB25#0	8.22	Pass
			16-QAM	RB1#24	8.23	Pass
				RB25#0	8.24	Pass
	10 MHz	LCH	QPSK	RB1#0	8.25	Pass
				RB50#0	8.26	Pass
			16-QAM	RB1#0	8.27	Pass
				RB50#0	8.28	Pass
		HCH	QPSK	RB1#49	8.29	Pass
				RB50#0	8.30	Pass
			16-QAM	RB1#49	8.31	Pass
				RB50#0	8.32	Pass
	15 MHz	LCH	QPSK	RB1#0	8.33	Pass
				RB75#0	8.34	Pass
			16-QAM	RB1#0	8.35	Pass
				RB75#0	8.36	Pass
		HCH	QPSK	RB1#74	8.37	Pass
				RB75#0	8.38	Pass
			16-QAM	RB1#74	8.39	Pass
				RB75#0	8.40	Pass
	20 MHz	LCH	QPSK	RB1#0	8.41	Pass

Test Band	Test Bandwidth	Test Channel	Test Mode	Test RB (Size#Offset)	Refer to Plot[Note1]	Verdict
				RB100#0	8.42	Pass
			16-QAM	RB1#0	8.43	Pass
				RB100#0	8.44	Pass
		HCH	QPSK	RB1#99	8.45	Pass
				RB100#0	8.46	Pass
			16-QAM	RB1#99	8.47	Pass
				RB100#0	8.48	Pass

Test Band	Test Bandwidth	Test Channel	Test Mode	Test RB (Size#Offset)	Refer to Plot[Note1]	Verdict
Band 4	1.4 MHz	LCH	QPSK	RB1#0	9.1	Pass
				RB6#0	9.2	Pass
			16-QAM	RB1#0	9.3	Pass
				RB6#0	9.4	Pass
		HCH	QPSK	RB1#5	9.5	Pass
				RB6#0	9.6	Pass
			16-QAM	RB1#5	9.7	Pass
				RB6#0	9.8	Pass
	3 MHz	LCH	QPSK	RB1#0	9.9	Pass
				RB15#0	9.10	Pass
			16-QAM	RB1#0	9.11	Pass
				RB15#0	9.12	Pass
		HCH	QPSK	RB1#14	9.13	Pass
				RB15#0	9.14	Pass
			16-QAM	RB1#14	9.15	Pass
				RB15#0	9.16	Pass
	5 MHz	LCH	QPSK	RB1#0	9.17	Pass
				RB25#0	9.18	Pass
			16-QAM	RB1#0	9.19	Pass
				RB25#0	9.20	Pass
		HCH	QPSK	RB1#24	9.21	Pass
				RB25#0	9.22	Pass
			16-QAM	RB1#24	9.23	Pass
				RB25#0	9.24	Pass
	10 MHz	LCH	QPSK	RB1#0	9.25	Pass
				RB50#0	9.26	Pass
			16-QAM	RB1#0	9.27	Pass
				RB50#0	9.28	Pass
		HCH	QPSK	RB1#49	9.29	Pass
				RB50#0	9.30	Pass
			16-QAM	RB1#49	9.31	Pass
				RB50#0	9.32	Pass
	15 MHz	LCH	QPSK	RB1#0	9.33	Pass
				RB75#0	9.34	Pass
			16-QAM	RB1#0	9.35	Pass
				RB75#0	9.36	Pass
		HCH	QPSK	RB1#74	9.37	Pass
				RB75#0	9.38	Pass
			16-QAM	RB1#74	9.39	Pass
				RB75#0	9.40	Pass
	20 MHz	LCH	QPSK	RB1#0	9.41	Pass
				RB100#0	9.42	Pass

Test Band	Test Bandwidth	Test Channel	Test Mode	Test RB (Size#Offset)	Refer to Plot[Note1]	Verdict
			16-QAM	RB1#0	9.43	Pass
				RB100#0	9.44	Pass
		HCH	QPSK	RB1#99	9.45	Pass
				RB100#0	9.46	Pass
			16-QAM	RB1#99	9.47	Pass
				RB100#0	9.48	Pass

Test Band	Test Bandwidth	Test Channel	Test Mode	Test RB (Size#Offset)	Refer to Plot[Note1]	Verdict
Band 5	1.4 MHz	LCH	QPSK	RB1#0	10.1	Pass
				RB6#0	10.2	Pass
			16-QAM	RB1#0	10.3	Pass
				RB6#0	10.4	Pass
		HCH	QPSK	RB1#5	10.5	Pass
				RB6#0	10.6	Pass
			16-QAM	RB1#5	10.7	Pass
				RB6#0	10.8	Pass
	3 MHz	LCH	QPSK	RB1#0	10.9	Pass
				RB15#0	10.10	Pass
			16-QAM	RB1#0	10.11	Pass
				RB15#0	10.12	Pass
		HCH	QPSK	RB1#14	10.13	Pass
				RB15#0	10.14	Pass
			16-QAM	RB1#14	10.15	Pass
				RB15#0	10.16	Pass
	5 MHz	LCH	QPSK	RB1#0	10.17	Pass
				RB25#0	10.18	Pass
			16-QAM	RB1#0	10.19	Pass
				RB25#0	10.20	Pass
		HCH	QPSK	RB1#24	10.21	Pass
				RB25#0	10.22	Pass
			16-QAM	RB1#24	10.23	Pass
				RB25#0	10.24	Pass
	10 MHz	LCH	QPSK	RB1#0	10.25	Pass
				RB50#0	10.26	Pass
			16-QAM	RB1#0	10.27	Pass
				RB50#0	10.28	Pass
		HCH	QPSK	RB1#49	10.29	Pass
				RB50#0	10.30	Pass
			16-QAM	RB1#49	10.31	Pass
				RB50#0	10.32	Pass

Test Band	Test Bandwidth	Test Channel	Test Mode	Test RB (Size#Offset)	Refer to Plot[Note1]	Verdict
Band 7	5 MHz	LCH	QPSK	RB1#0	11.1	Pass
				RB25#0	11.2	Pass
			16-QAM	RB1#0	11.3	Pass
				RB25#0	11.4	Pass
		HCH	QPSK	RB1#24	11.5	Pass
				RB25#0	11.6	Pass
			16-QAM	RB1#24	11.7	Pass
				RB25#0	11.8	Pass
	10 MHz	LCH	QPSK	RB1#0	11.9	Pass
				RB50#0	11.10	Pass
			16-QAM	RB1#0	11.11	Pass
				RB50#0	11.12	Pass
		HCH	QPSK	RB1#49	11.13	Pass
				RB50#0	11.14	Pass
			16-QAM	RB1#49	11.15	Pass
				RB50#0	11.16	Pass
	15 MHz	LCH	QPSK	RB1#0	11.17	Pass
				RB75#0	11.18	Pass
			16-QAM	RB1#0	11.19	Pass
				RB75#0	11.20	Pass
		HCH	QPSK	RB1#74	11.21	Pass
				RB75#0	11.22	Pass
			16-QAM	RB1#74	11.23	Pass
				RB75#0	11.24	Pass
	20 MHz	LCH	QPSK	RB1#0	11.25	Pass
				RB100#0	11.26	Pass
			16-QAM	RB1#0	11.27	Pass
				RB100#0	11.28	Pass
		HCH	QPSK	RB1#99	11.29	Pass
				RB100#0	11.30	Pass
			16-QAM	RB1#99	11.31	Pass
				RB100#0	11.32	Pass

Test Band	Test Bandwidth	Test Channel	Test Mode	Test RB (Size#Offset)	Refer to Plot[Note1]	Verdict
Band 12	1.4 MHz	LCH	QPSK	RB1#0	12.1	Pass
				RB6#0	12.2	Pass
			16-QAM	RB1#0	12.3	Pass
				RB6#0	12.4	Pass
		HCH	QPSK	RB1#5	12.5	Pass
				RB6#0	12.6	Pass
			16-QAM	RB1#5	12.7	Pass
				RB6#0	12.8	Pass
	3 MHz	LCH	QPSK	RB1#0	12.9	Pass
				RB15#0	12.10	Pass
			16-QAM	RB1#0	12.11	Pass
				RB15#0	12.12	Pass
		HCH	QPSK	RB1#14	12.13	Pass
				RB15#0	12.14	Pass
			16-QAM	RB1#14	12.15	Pass
				RB15#0	12.16	Pass
	5 MHz	LCH	QPSK	RB1#0	12.17	Pass
				RB25#0	12.18	Pass
			16-QAM	RB1#0	12.19	Pass
				RB25#0	12.20	Pass
		HCH	QPSK	RB1#24	12.21	Pass
				RB25#0	12.22	Pass
			16-QAM	RB1#24	12.23	Pass
				RB25#0	12.24	Pass
	10 MHz	LCH	QPSK	RB1#0	12.25	Pass
				RB50#0	12.26	Pass
			16-QAM	RB1#0	12.27	Pass
				RB50#0	12.28	Pass
		HCH	QPSK	RB1#49	12.29	Pass
				RB50#0	12.30	Pass
			16-QAM	RB1#49	12.31	Pass
				RB50#0	12.32	Pass

Test Band	Test Bandwidth	Test Channel	Test Mode	Test RB (Size#Offset)	Refer to Plot[Note1]	Verdict
Band 17	5 MHz	LCH	QPSK	RB1#0	13.1	Pass
				RB25#0	13.2	Pass
			16-QAM	RB1#0	13.3	Pass
				RB25#0	13.4	Pass
		HCH	QPSK	RB1#24	13.5	Pass
				RB25#0	13.6	Pass
			16-QAM	RB1#24	13.7	Pass
				RB25#0	13.8	Pass
	10 MHz	LCH	QPSK	RB1#0	13.9	Pass
				RB50#0	13.10	Pass
			16-QAM	RB1#0	13.11	Pass
				RB50#0	13.12	Pass
		HCH	QPSK	RB1#49	13.13	Pass
				RB50#0	13.14	Pass
			16-QAM	RB1#49	13.15	Pass
				RB50#0	13.16	Pass

Test Band	Test Bandwidth	Test Channel	Test Mode	Test RB (Size#Offset)	Refer to Plot[Note1]	Verdict
Band 26 (Part22)	1.4 MHz	LCH	QPSK	RB1#0	14.1	Pass
				RB6#0	14.2	Pass
			16-QAM	RB1#0	14.3	Pass
				RB6#0	14.4	Pass
		HCH	QPSK	RB1#5	14.5	Pass
				RB6#0	14.6	Pass
			16-QAM	RB1#5	14.7	Pass
				RB6#0	14.8	Pass
	3 MHz	LCH	QPSK	RB1#0	14.9	Pass
				RB15#0	14.10	Pass
			16-QAM	RB1#0	14.11	Pass
				RB15#0	14.12	Pass
		HCH	QPSK	RB1#14	14.13	Pass
				RB15#0	14.14	Pass
			16-QAM	RB1#14	14.15	Pass
				RB15#0	14.16	Pass
	5 MHz	LCH	QPSK	RB1#0	14.17	Pass
				RB25#0	14.18	Pass
			16-QAM	RB1#0	14.19	Pass
				RB25#0	14.20	Pass
		HCH	QPSK	RB1#24	14.21	Pass
				RB25#0	14.22	Pass
			16-QAM	RB1#24	14.23	Pass
				RB25#0	14.24	Pass
	10 MHz	LCH	QPSK	RB1#0	14.25	Pass
				RB50#0	14.26	Pass
			16-QAM	RB1#0	14.27	Pass
				RB50#0	14.28	Pass
		HCH	QPSK	RB1#49	14.29	Pass
				RB50#0	14.30	Pass
			16-QAM	RB1#49	14.31	Pass
				RB50#0	14.32	Pass
	15 MHz	LCH	QPSK	RB1#0	14.33	Pass
				RB75#0	14.34	Pass
			16-QAM	RB1#0	14.35	Pass
				RB75#0	14.36	Pass
		HCH	QPSK	RB1#74	14.37	Pass
				RB75#0	14.38	Pass
			16-QAM	RB1#74	14.39	Pass
				RB75#0	14.40	Pass

Test Band	Test Bandwidth	Test Channel	Test Mode	Test RB (Size#Offset)	Refer to Plot[Note1]		Verdict
					In-band	Out-of-band	
Band 26 (Part90)	1.4 MHz	LCH	QPSK	RB1#0	15.1	16.1	Pass
				RB6#0	15.2	16.2	Pass
			16-QAM	RB1#0	15.3	16.3	Pass
				RB6#0	15.4	16.4	Pass
		HCH	QPSK	RB1#5	15.5	16.5	Pass
				RB6#0	15.6	16.6	Pass
			16-QAM	RB1#5	15.7	16.7	Pass
				RB6#0	15.8	16.8	Pass
	3 MHz	LCH	QPSK	RB1#0	15.9	16.9	Pass
				RB15#0	15.10	16.10	Pass
			16-QAM	RB1#0	15.11	16.11	Pass
				RB15#0	15.12	16.12	Pass
		HCH	QPSK	RB1#14	15.13	16.13	Pass
				RB15#0	15.14	16.14	Pass
			16-QAM	RB1#14	15.15	16.15	Pass
				RB15#0	15.16	16.16	Pass
	5 MHz	LCH	QPSK	RB1#0	15.17	16.17	Pass
				RB25#0	15.18	16.18	Pass
			16-QAM	RB1#0	15.19	16.19	Pass
				RB25#0	15.20	16.20	Pass
		HCH	QPSK	RB1#24	15.21	16.21	Pass
				RB25#0	15.22	16.22	Pass
			16-QAM	RB1#24	15.23	16.23	Pass
				RB25#0	15.24	16.24	Pass
	10 MHz	MCH	QPSK	RB1#0	15.25	16.25	Pass
				RB50#0	15.26	16.26	Pass
			16-QAM	RB1#0	15.27	16.27	Pass
				RB50#0	15.28	16.28	Pass
		MCH	QPSK	RB1#49	15.29	16.29	Pass
				RB50#0	15.30	16.30	Pass
			16-QAM	RB1#49	15.31	16.31	Pass
				RB50#0	15.32	16.32	Pass

Test Band	Test Bandwidth	Test Channel	Test Mode	Test RB (Size#Offset)	Refer to Plot[Note1]	Verdict
Band 38	5 MHz	LCH	QPSK	RB1#0	17.1	Pass
				RB25#0	17.2	Pass
			16-QAM	RB1#0	17.3	Pass
				RB25#0	17.4	Pass
		HCH	QPSK	RB1#24	17.5	Pass
				RB25#0	17.6	Pass
			16-QAM	RB1#24	17.7	Pass
				RB25#0	17.8	Pass
	10 MHz	LCH	QPSK	RB1#0	17.9	Pass
				RB50#0	17.10	Pass
			16-QAM	RB1#0	17.11	Pass
				RB50#0	17.12	Pass
		HCH	QPSK	RB1#49	17.13	Pass
				RB50#0	17.14	Pass
			16-QAM	RB1#49	17.15	Pass
				RB50#0	17.16	Pass
	15 MHz	LCH	QPSK	RB1#0	17.17	Pass
				RB75#0	17.18	Pass
			16-QAM	RB1#0	17.19	Pass
				RB75#0	17.20	Pass
		HCH	QPSK	RB1#74	17.21	Pass
				RB75#0	17.22	Pass
			16-QAM	RB1#74	17.23	Pass
				RB75#0	17.24	Pass
	20 MHz	LCH	QPSK	RB1#0	17.25	Pass
				RB100#0	17.26	Pass
			16-QAM	RB1#0	17.27	Pass
				RB100#0	17.28	Pass
		HCH	QPSK	RB1#99	17.29	Pass
				RB100#0	17.30	Pass
			16-QAM	RB1#99	17.31	Pass
				RB100#0	17.32	Pass

Test Band	Test Bandwidth	Test Channel	Test Mode	Test RB (Size#Offset)	Refer to Plot[Note1]	Verdict
Band 41	5 MHz	LCH	QPSK	RB1#0	18.1	Pass
				RB25#0	18.2	Pass
			16-QAM	RB1#0	18.3	Pass
				RB25#0	18.4	Pass
		HCH	QPSK	RB1#24	18.5	Pass
				RB25#0	18.6	Pass
			16-QAM	RB1#24	18.7	Pass
				RB25#0	18.8	Pass
	10 MHz	LCH	QPSK	RB1#0	18.9	Pass
				RB50#0	18.10	Pass
			16-QAM	RB1#0	18.11	Pass
				RB50#0	18.12	Pass
		HCH	QPSK	RB1#49	18.13	Pass
				RB50#0	18.14	Pass
			16-QAM	RB1#49	18.15	Pass
				RB50#0	18.16	Pass
	15 MHz	LCH	QPSK	RB1#0	18.17	Pass
				RB75#0	18.18	Pass
			16-QAM	RB1#0	18.19	Pass
				RB75#0	18.20	Pass
		HCH	QPSK	RB1#74	18.21	Pass
				RB75#0	18.22	Pass
			16-QAM	RB1#74	18.23	Pass
				RB75#0	18.24	Pass
	20 MHz	LCH	QPSK	RB1#0	18.25	Pass
				RB100#0	18.26	Pass
			16-QAM	RB1#0	18.27	Pass
				RB100#0	18.28	Pass
		HCH	QPSK	RB1#99	18.29	Pass
				RB100#0	18.30	Pass
			16-QAM	RB1#99	18.31	Pass
				RB100#0	18.32	Pass

Test Band	Test Bandwidth	Test Channel	Test Mode	Test RB (Size#Offset)	Refer to Plot[Note1]	Verdict
Band 66	1.4 MHz	LCH	QPSK	RB1#0	19.1	Pass
				RB6#0	19.2	Pass
			16-QAM	RB1#0	19.3	Pass
				RB6#0	19.4	Pass
		HCH	QPSK	RB1#5	19.5	Pass
				RB6#0	19.6	Pass
			16-QAM	RB1#5	19.7	Pass
				RB6#0	19.8	Pass
	3 MHz	LCH	QPSK	RB1#0	19.9	Pass
				RB15#0	19.10	Pass
			16-QAM	RB1#0	19.11	Pass
				RB15#0	19.12	Pass
		HCH	QPSK	RB1#14	19.13	Pass
				RB15#0	19.14	Pass
			16-QAM	RB1#14	19.15	Pass
				RB15#0	19.16	Pass
	5 MHz	LCH	QPSK	RB1#0	19.17	Pass
				RB25#0	19.18	Pass
			16-QAM	RB1#0	19.19	Pass
				RB25#0	19.20	Pass
		HCH	QPSK	RB1#24	19.21	Pass
				RB25#0	19.22	Pass
			16-QAM	RB1#24	19.23	Pass
				RB25#0	19.24	Pass
	10 MHz	LCH	QPSK	RB1#0	19.25	Pass
				RB50#0	19.26	Pass
			16-QAM	RB1#0	19.27	Pass
				RB50#0	19.28	Pass
		HCH	QPSK	RB1#49	19.29	Pass
				RB50#0	19.30	Pass
			16-QAM	RB1#49	19.31	Pass
				RB50#0	19.32	Pass
	15 MHz	LCH	QPSK	RB1#0	19.33	Pass
				RB75#0	19.34	Pass
			16-QAM	RB1#0	19.35	Pass
				RB75#0	19.36	Pass
		HCH	QPSK	RB1#74	19.37	Pass
				RB75#0	19.38	Pass
			16-QAM	RB1#74	19.39	Pass
				RB75#0	19.40	Pass
	20 MHz	LCH	QPSK	RB1#0	19.41	Pass
				RB100#0	19.42	Pass

Test Band	Test Bandwidth	Test Channel	Test Mode	Test RB (Size#Offset)	Refer to Plot[Note1]	Verdict
			16-QAM	RB1#0	19.43	Pass
				RB100#0	19.44	Pass
		HCH	QPSK	RB1#99	19.45	Pass
				RB100#0	19.46	Pass
			16-QAM	RB1#99	19.47	Pass
				RB100#0	19.48	Pass

Test Channel	Modulation	PCC RB		SCC RB		Refer to Plot[Note2]	Verdict
		Size	Offset	Size	Offset		
CA_7C							
20MHz+10MHz							
Low	QPSK	1	0	1	0	20.1	Pass
		1	0	1	49	20.2	Pass
		100	0	50	0	20.3	Pass
	16-QAM	1	0	1	0	20.4	Pass
		1	0	1	49	20.5	Pass
		100	0	50	0	20.6	Pass
High	QPSK	1	0	1	49	20.7	Pass
		1	99	1	49	20.8	Pass
		100	0	50	0	20.9	Pass
	16-QAM	1	0	1	49	20.10	Pass
		1	99	1	49	20.11	Pass
		100	0	50	0	20.12	Pass
20MHz+20MHz							
Low	QPSK	1	0	1	0	20.13	Pass
		1	0	1	99	20.14	Pass
		100	0	100	0	20.15	Pass
	16-QAM	1	0	1	0	20.16	Pass
		1	0	1	99	20.17	Pass
		100	0	100	0	20.18	Pass
High	QPSK	1	0	1	99	20.19	Pass
		1	99	1	99	20.20	Pass
		100	0	100	0	20.21	Pass
	16-QAM	1	0	1	99	20.22	Pass
		1	99	1	99	20.23	Pass
		100	0	100	0	20.24	Pass

Test Channel	Modulation	PCC RB		SCC RB		Refer to Plot[Note2]	Verdict
		Size	Offset	Size	Offset		
CA_38C							
15MHz+15MHz							
Low	QPSK	1	0	1	0	21.1	Pass
		1	0	1	74	21.2	Pass
		75	0	75	0	21.3	Pass
	16-QAM	1	0	1	0	21.4	Pass
		1	0	1	74	21.5	Pass
		75	0	75	0	21.6	Pass
High	QPSK	1	0	1	74	21.7	Pass
		1	74	1	74	21.8	Pass
		75	0	75	0	21.9	Pass
	16-QAM	1	0	1	74	21.10	Pass
		1	74	1	74	21.11	Pass
		75	0	75	0	21.12	Pass
20MHz+20MHz							
Low	QPSK	1	0	1	0	21.13	Pass
		1	0	1	99	21.14	Pass
		100	0	100	0	21.15	Pass
	16-QAM	1	0	1	0	21.16	Pass
		1	0	1	99	21.17	Pass
		100	0	100	0	21.18	Pass
High	QPSK	1	0	1	99	21.19	Pass
		1	99	1	99	21.20	Pass
		100	0	100	0	21.21	Pass
	16-QAM	1	0	1	99	21.22	Pass
		1	99	1	99	21.23	Pass
		100	0	100	0	21.24	Pass

Test Channel	Modulation	PCC RB		SCC RB		Refer to Plot[Note2]	Verdict
		Size	Offset	Size	Offset		
CA_41C							
20MHz+5MHz							
Low	QPSK	1	0	1	0	22.1	Pass
		1	0	1	24	22.2	Pass
		100	0	25	0	22.3	Pass
	16-QAM	1	0	1	0	22.4	Pass
		1	0	1	24	22.5	Pass
		100	0	25	0	22.6	Pass
High	QPSK	1	0	1	24	22.7	Pass
		1	99	1	24	22.8	Pass
		100	0	25	0	22.9	Pass
	16-QAM	1	0	1	24	22.10	Pass
		1	99	1	24	22.11	Pass
		100	0	25	0	22.12	Pass
20MHz+20MHz							
Low	QPSK	1	0	1	0	22.13	Pass
		1	0	1	99	22.14	Pass
		100	0	100	0	22.15	Pass
	16-QAM	1	0	1	0	22.16	Pass
		1	0	1	99	22.17	Pass
		100	0	100	0	22.18	Pass
High	QPSK	1	0	1	99	22.19	Pass
		1	99	1	99	22.20	Pass
		100	0	100	0	22.21	Pass
	16-QAM	1	0	1	99	22.22	Pass
		1	99	1	99	22.23	Pass
		100	0	100	0	22.24	Pass

NR Mode Test Verdict

Test Band	NR Test Bandwidth (MHz)	Test Channel	Test Mode	NR UL RB No.	NR UL RB Pos.	Refer to Plot[Note3]	Verdict
n5	5	LCH	16QAM	1	0	23.1	Pass
				25	0	23.2	Pass
			QPSK	1	0	23.3	Pass
				25	0	23.4	Pass
		HCH	16QAM	1	24	23.5	Pass
				25	0	23.6	Pass
			QPSK	1	24	23.7	Pass
				25	0	23.8	Pass
	15	LCH	16QAM	1	0	23.9	Pass
				75	0	23.10	Pass
			QPSK	1	0	23.11	Pass
				75	0	23.12	Pass
		HCH	16QAM	1	78	23.13	Pass
				75	0	23.14	Pass
			QPSK	1	78	23.15	Pass
				75	0	23.16	Pass
	20	LCH	16QAM	1	0	23.17	Pass
				100	0	23.18	Pass
			QPSK	1	0	23.19	Pass
				100	0	23.20	Pass
		HCH	16QAM	1	105	23.21	Pass
				100	0	23.22	Pass
			QPSK	1	105	23.23	Pass
				100	0	23.24	Pass

Test Band	NR Test Bandwidth (MHz)	Test Channel	Test Mode	NR UL RB No.	NR UL RB Pos.	Refer to Plot[Note3]	Verdict
n7	5	LCH	16QAM	1	0	24.1	Pass
				25	0	24.2	Pass
			QPSK	1	0	24.3	Pass
				25	0	24.4	Pass
		HCH	16QAM	1	24	24.5	Pass
				25	0	24.6	Pass
			QPSK	1	24	24.7	Pass
				25	0	24.8	Pass
	15	LCH	16QAM	1	0	24.9	Pass
				75	0	24.10	Pass
			QPSK	1	0	24.11	Pass
				75	0	24.12	Pass
		HCH	16QAM	1	78	24.13	Pass
				75	0	24.14	Pass
			QPSK	1	78	24.15	Pass
				75	0	24.16	Pass
	20	LCH	16QAM	1	0	24.17	Pass
				100	0	24.18	Pass
			QPSK	1	0	24.19	Pass
				100	0	24.20	Pass
		HCH	16QAM	1	105	24.21	Pass
				100	0	24.22	Pass
			QPSK	1	105	24.23	Pass
				100	0	24.24	Pass

Test Band	NR Test Bandwidth (MHz)	Test Channel	Test Mode	NR UL RB No.	NR UL RB Pos.	Refer to Plot[Note3]	Verdict
n38	10	LCH	16QAM	1	0	25.1	Pass
				24	0	25.2	Pass
			QPSK	1	0	25.3	Pass
				24	0	25.4	Pass
		HCH	16QAM	1	23	25.5	Pass
				24	0	25.6	Pass
			QPSK	1	23	25.7	Pass
				24	0	25.8	Pass
	15	LCH	16QAM	1	0	25.9	Pass
				36	0	25.10	Pass
			QPSK	1	0	25.11	Pass
				36	0	25.12	Pass
		HCH	16QAM	1	37	25.13	Pass
				36	0	25.14	Pass
			QPSK	1	37	25.15	Pass
				36	0	25.16	Pass
	20	LCH	16QAM	1	0	25.17	Pass
				50	0	25.18	Pass
			QPSK	1	0	25.19	Pass
				50	0	25.20	Pass
		HCH	16QAM	1	50	25.21	Pass
				50	0	25.22	Pass
			QPSK	1	50	25.23	Pass
				50	0	25.24	Pass

Test Band	NR Test Bandwidth (MHz)	Test Channel	Test Mode	NR UL RB No.	NR UL RB Pos.	Refer to Plot[Note3]	Verdict
n41	10	LCH	16QAM	1	0	26.1	Pass
				24	0	26.2	Pass
			QPSK	1	0	26.3	Pass
				24	0	26.4	Pass
		HCH	16QAM	1	23	26.5	Pass
				24	0	26.6	Pass
			QPSK	1	23	26.7	Pass
				24	0	26.8	Pass
	60	LCH	16QAM	1	0	26.9	Pass
				162	0	26.10	Pass
			QPSK	1	0	26.11	Pass
				162	0	26.12	Pass
		HCH	16QAM	1	161	26.13	Pass
				162	0	26.14	Pass
			QPSK	1	161	26.15	Pass
				162	0	26.16	Pass
	100	LCH	16QAM	1	0	26.17	Pass
				273	0	26.18	Pass
			QPSK	1	0	26.19	Pass
				273	0	26.20	Pass
		HCH	16QAM	1	272	26.21	Pass
				273	0	26.22	Pass
			QPSK	1	272	26.23	Pass
				273	0	26.24	Pass

Test Band	NR Test Bandwidth (MHz)	Test Channel	Test Mode	NR UL RB No.	NR UL RB Pos.	Refer to Plot[Note3]	Verdict
DC_7A_n5A	20MHz(LTE) +5MHz(NR)	LCH	QPSK	1	0	27.1	Pass
				25	0	27.2	Pass
			16QAM	1	0	27.3	Pass
				25	0	27.4	Pass
		HCH	QPSK	1	24	27.5	Pass
				25	0	27.6	Pass
			16QAM	1	24	27.7	Pass
				25	0	27.8	Pass
	20MHz(LTE) +15MHz(NR)	LCH	QPSK	1	0	27.9	Pass
				75	0	27.10	Pass
			16QAM	1	0	27.11	Pass
				75	0	27.12	Pass
		HCH	QPSK	1	78	27.13	Pass
				75	0	27.14	Pass
			16QAM	1	78	27.15	Pass
				75	0	27.16	Pass
	20MHz(LTE) +20MHz(NR)	LCH	QPSK	1	0	27.17	Pass
				100	0	27.18	Pass
			16QAM	1	0	27.19	Pass
				100	0	27.20	Pass
		HCH	QPSK	1	105	27.21	Pass
				100	0	27.22	Pass
			16QAM	1	105	27.23	Pass
				100	0	27.24	Pass

Test Band	NR Test Bandwidth (MHz)	Test Channel	Test Mode	NR UL RB No.	NR UL RB Pos.	Refer to Plot[Note3]	Verdict
DC_66A_n7A	20MHz(LTE)+5MHz(NR)	LCH	QPSK	1	0	28.1	Pass
				25	0	28.2	Pass
			16QAM	1	0	28.3	Pass
				25	0	28.4	Pass
		HCH	QPSK	1	24	28.5	Pass
				25	0	28.6	Pass
			16QAM	1	24	28.7	Pass
				25	0	28.8	Pass
	20MHz(LTE)+15MHz(NR)	LCH	QPSK	1	0	28.9	Pass
				75	0	28.10	Pass
			16QAM	1	0	28.11	Pass
				75	0	28.12	Pass
		HCH	QPSK	1	78	28.13	Pass
				75	0	28.14	Pass
			16QAM	1	78	28.15	Pass
				75	0	28.16	Pass
	20MHz(LTE)+20MHz(NR)	LCH	QPSK	1	0	28.17	Pass
				100	0	28.18	Pass
			16QAM	1	0	28.19	Pass
				100	0	28.20	Pass
		HCH	QPSK	1	105	28.21	Pass
				100	0	28.22	Pass
			16QAM	1	105	28.23	Pass
				100	0	28.24	Pass

A.7 Field Strength of Spurious Radiation

Note 1: GSM and EGPRS modes have been verified, only the worst data with different transmit bandwidth for LTE and NR are shown here.

Note 2: The frequencies of verdict which are marked by "N/A" should be ignored because they are UE carrier frequency.

Note 3: Test plots please refer to the document “Annex No.: BL-SZ2141035-501 Data Part 5.pdf”.

Up Antenna

GSM and WCDMA Mode Test Verdict

Test Band	Test Channel	Refer to Plot[Note3]	Verdict
GSM 850	LCH	1.1	Pass
	MCH	1.2	Pass
	HCH	1.3	Pass
GSM 1900	LCH	2.1	Pass
	MCH	2.2	Pass
	HCH	2.3	Pass
EGPRS 850	LCH	3.1	Pass
	MCH	3.2	Pass
	HCH	3.3	Pass
EGPRS 1900	LCH	4.1	Pass
	MCH	4.2	Pass
	HCH	4.3	Pass
WCDMA Band 2	LCH	5.1	Pass
	MCH	5.2	Pass
	HCH	5.3	Pass
WCDMA Band 4	LCH	6.1	Pass
	MCH	6.2	Pass
	HCH	6.3	Pass
WCDMA Band 5	LCH	7.1	Pass
	MCH	7.2	Pass
	HCH	7.3	Pass

LTE Mode Test Verdict

Test Band	Test Bandwidth	Test Channel	Test Mode	Test RB (Size#Offset)	Refer to Plot[Note3]	Verdict
Band 2	1.4 MHz	MCH	QPSK	RB1#0	8.1	Pass
	3 MHz	MCH	QPSK	RB1#0	8.2	Pass
	5 MHz	MCH	QPSK	RB1#0	8.3	Pass
	10 MHz	MCH	QPSK	RB1#0	8.4	Pass
	15 MHz	MCH	QPSK	RB1#0	8.5	Pass
	20 MHz	MCH	QPSK	RB1#0	8.6	Pass
Band 4	1.4 MHz	MCH	QPSK	RB1#0	9.1	Pass
	3 MHz	MCH	QPSK	RB1#0	9.2	Pass
	5 MHz	MCH	QPSK	RB1#0	9.3	Pass
	10 MHz	MCH	QPSK	RB1#0	9.4	Pass
	15 MHz	MCH	QPSK	RB1#0	9.5	Pass
	20 MHz	MCH	QPSK	RB1#0	9.6	Pass
Band 5	1.4 MHz	MCH	QPSK	RB1#0	10.1	Pass
	3 MHz	MCH	QPSK	RB1#0	10.2	Pass
	5 MHz	MCH	QPSK	RB1#0	10.3	Pass
	10 MHz	MCH	QPSK	RB1#0	10.4	Pass
Band 7	5 MHz	MCH	QPSK	RB1#0	11.1	Pass
	10 MHz	MCH	QPSK	RB1#0	11.2	Pass
	15 MHz	MCH	QPSK	RB1#0	11.3	Pass
	20 MHz	MCH	QPSK	RB1#0	11.4	Pass
Band 12	1.4 MHz	MCH	QPSK	RB1#0	12.1	Pass
	3 MHz	MCH	QPSK	RB1#0	12.2	Pass
	5 MHz	MCH	QPSK	RB1#0	12.3	Pass
	10 MHz	MCH	QPSK	RB1#0	12.4	Pass
Band 17	5 MHz	MCH	QPSK	RB1#0	13.1	Pass
	10 MHz	MCH	QPSK	RB1#0	13.2	Pass
Band 26 (Part22)	1.4 MHz	MCH	QPSK	RB1#0	14.1	Pass
	3 MHz	MCH	QPSK	RB1#0	14.2	Pass
	5 MHz	MCH	QPSK	RB1#0	14.3	Pass
	10 MHz	MCH	QPSK	RB1#0	14.4	Pass
	15 MHz	MCH	QPSK	RB1#0	14.5	Pass
Band 26 (Part90)	1.4 MHz	MCH	QPSK	RB1#0	15.1	Pass
	3 MHz	MCH	QPSK	RB1#0	15.2	Pass
	5 MHz	MCH	QPSK	RB1#0	15.3	Pass
	10 MHz	MCH	QPSK	RB1#0	15.4	Pass
Band 38	5 MHz	MCH	QPSK	RB1#0	16.1	Pass
	10 MHz	MCH	QPSK	RB1#0	16.2	Pass
	15 MHz	MCH	QPSK	RB1#0	16.3	Pass
	20 MHz	MCH	QPSK	RB1#0	16.4	Pass
Band 41	5 MHz	MCH	QPSK	RB1#0	17.1	Pass
	10 MHz	MCH	QPSK	RB1#0	17.2	Pass

Test Band	Test Bandwidth	Test Channel	Test Mode	Test RB (Size#Offset)	Refer to Plot[Note3]	Verdict
	15 MHz	MCH	QPSK	RB1#0	17.3	Pass
	20 MHz	MCH	QPSK	RB1#0	17.4	Pass
Band 66	1.4 MHz	MCH	QPSK	RB1#0	18.1	Pass
	3 MHz	MCH	QPSK	RB1#0	18.2	Pass
	5 MHz	MCH	QPSK	RB1#0	18.3	Pass
	10 MHz	MCH	QPSK	RB1#0	18.4	Pass
	15 MHz	MCH	QPSK	RB1#0	18.5	Pass
	20 MHz	MCH	QPSK	RB1#0	18.6	Pass

Test Channel	Modulation	PCC RB		SCC RB		Refer to Plot[Note2]	Verdict
		Size	Offset	Size	Offset		
CA_7C							
20MHz+10MHz							
Low	QPSK	1	99	1	0	19.1	Pass
	16-QAM	1	99	1	0	19.2	Pass
Mid	QPSK	1	99	1	0	19.3	Pass
	16-QAM	1	99	1	0	19.4	Pass
High	QPSK	1	99	1	0	19.4	Pass
	16-QAM	1	99	1	0	19.6	Pass
20MHz+20MHz							
Low	QPSK	1	99	1	0	19.7	Pass
	16-QAM	1	99	1	0	19.8	Pass
Mid	QPSK	1	99	1	0	19.9	Pass
	16-QAM	1	99	1	0	19.10	Pass
High	QPSK	1	99	1	0	19.11	Pass
	16-QAM	1	99	1	0	19.12	Pass

Test Channel	Modulation	PCC RB		SCC RB		Refer to Plot[Note2]	Verdict
		Size	Offset	Size	Offset		
CA_38C							
15MHz+15MHz							
Low	QPSK	1	74	1	0	20.1	Pass
	16-QAM	1	74	1	0	20.2	Pass
Mid	QPSK	1	74	1	0	20.3	Pass
	16-QAM	1	74	1	0	20.4	Pass
High	QPSK	1	74	1	0	20.5	Pass
	16-QAM	1	74	1	0	20.6	Pass
20MHz+20MHz							
Low	QPSK	1	99	1	0	20.7	Pass
	16-QAM	1	99	1	0	20.8	Pass
Mid	QPSK	1	99	1	0	20.9	Pass
	16-QAM	1	99	1	0	20.10	Pass
High	QPSK	1	99	1	0	20.11	Pass
	16-QAM	1	99	1	0	20.12	Pass

Test Channel	Modulation	PCC RB		SCC RB		Refer to Plot[Note2]	Verdict
		Size	Offset	Size	Offset		
CA_41C							
20MHz+5MHz							
Low	QPSK	1	99	1	0	21.1	Pass
	16-QAM	1	99	1	0	21.2	Pass
Mid	QPSK	1	99	1	0	21.3	Pass
	16-QAM	1	99	1	0	21.4	Pass
High	QPSK	1	99	1	0	21.5	Pass
	16-QAM	1	99	1	0	21.6	Pass
20MHz+20MHz							
Low	QPSK	1	99	1	0	21.7	Pass
	16-QAM	1	99	1	0	21.8	Pass
Mid	QPSK	1	99	1	0	21.9	Pass
	16-QAM	1	99	1	0	21.10	Pass
High	QPSK	1	99	1	0	21.11	Pass
	16-QAM	1	99	1	0	21.12	Pass

Down Antenna

GSM and WCDMA Mode Test Verdict

Test Band	Test Channel	Refer to Plot[Note3]	Verdict
GSM 850	LCH	22.1	Pass
	MCH	22.2	Pass
	HCH	22.3	Pass
GSM 1900	LCH	23.1	Pass
	MCH	23.2	Pass
	HCH	23.3	Pass
EGPRS 850	LCH	24.1	Pass
	MCH	24.2	Pass
	HCH	24.3	Pass
EGPRS 1900	LCH	25.1	Pass
	MCH	25.2	Pass
	HCH	25.3	Pass
WCDMA Band 2	LCH	26.1	Pass
	MCH	26.2	Pass
	HCH	26.3	Pass
WCDMA Band 4	LCH	27.1	Pass
	MCH	27.2	Pass
	HCH	27.3	Pass
WCDMA Band 5	LCH	28.1	Pass
	MCH	28.2	Pass
	HCH	28.3	Pass

LTE Mode Test Verdict

Test Band	Test Bandwidth	Test Channel	Test Mode	Test RB (Size#Offset)	Refer to Plot[Note3]	Verdict
Band 2	1.4 MHz	MCH	QPSK	RB1#0	29.1	Pass
	3 MHz	MCH	QPSK	RB1#0	29.2	Pass
	5 MHz	MCH	QPSK	RB1#0	29.3	Pass
	10 MHz	MCH	QPSK	RB1#0	29.4	Pass
	15 MHz	MCH	QPSK	RB1#0	29.5	Pass
	20 MHz	MCH	QPSK	RB1#0	29.6	Pass
Band 4	1.4 MHz	MCH	QPSK	RB1#0	30.1	Pass
	3 MHz	MCH	QPSK	RB1#0	30.2	Pass
	5 MHz	MCH	QPSK	RB1#0	30.3	Pass
	10 MHz	MCH	QPSK	RB1#0	30.4	Pass
	15 MHz	MCH	QPSK	RB1#0	30.5	Pass
	20 MHz	MCH	QPSK	RB1#0	30.6	Pass
Band 5	1.4 MHz	MCH	QPSK	RB1#0	31.1	Pass
	3 MHz	MCH	QPSK	RB1#0	31.2	Pass
	5 MHz	MCH	QPSK	RB1#0	31.3	Pass
	10 MHz	MCH	QPSK	RB1#0	31.4	Pass
Band 7	5 MHz	MCH	QPSK	RB1#0	32.1	Pass
	10 MHz	MCH	QPSK	RB1#0	32.2	Pass
	15 MHz	MCH	QPSK	RB1#0	32.3	Pass
	20 MHz	MCH	QPSK	RB1#0	32.4	Pass
Band 12	1.4 MHz	MCH	QPSK	RB1#0	33.1	Pass
	3 MHz	MCH	QPSK	RB1#0	33.2	Pass
	5 MHz	MCH	QPSK	RB1#0	33.3	Pass
	10 MHz	MCH	QPSK	RB1#0	33.4	Pass
Band 17	5 MHz	MCH	QPSK	RB1#0	34.1	Pass
	10 MHz	MCH	QPSK	RB1#0	34.2	Pass
Band 26 (Part22)	1.4 MHz	MCH	QPSK	RB1#0	35.1	Pass
	3 MHz	MCH	QPSK	RB1#0	35.2	Pass
	5 MHz	MCH	QPSK	RB1#0	35.3	Pass
	10 MHz	MCH	QPSK	RB1#0	35.4	Pass
	15 MHz	MCH	QPSK	RB1#0	35.5	Pass
Band 26 (Part90)	1.4 MHz	MCH	QPSK	RB1#0	36.1	Pass
	3 MHz	MCH	QPSK	RB1#0	36.2	Pass
	5 MHz	MCH	QPSK	RB1#0	36.3	Pass
	10 MHz	MCH	QPSK	RB1#0	36.4	Pass
Band 38	5 MHz	MCH	QPSK	RB1#0	37.1	Pass
	10 MHz	MCH	QPSK	RB1#0	37.2	Pass
	15 MHz	MCH	QPSK	RB1#0	37.3	Pass
	20 MHz	MCH	QPSK	RB1#0	37.4	Pass
Band 41	5 MHz	MCH	QPSK	RB1#0	38.1	Pass
	10 MHz	MCH	QPSK	RB1#0	38.2	Pass

Test Band	Test Bandwidth	Test Channel	Test Mode	Test RB (Size#Offset)	Refer to Plot[Note3]	Verdict
	15 MHz	MCH	QPSK	RB1#0	38.3	Pass
	20 MHz	MCH	QPSK	RB1#0	38.4	Pass
Band 66	1.4 MHz	MCH	QPSK	RB1#0	39.1	Pass
	3 MHz	MCH	QPSK	RB1#0	39.2	Pass
	5 MHz	MCH	QPSK	RB1#0	39.3	Pass
	10 MHz	MCH	QPSK	RB1#0	39.4	Pass
	15 MHz	MCH	QPSK	RB1#0	39.5	Pass
	20 MHz	MCH	QPSK	RB1#0	39.6	Pass

Test Channel	Modulation	PCC RB		SCC RB		Refer to Plot[Note2]	Verdict
		Size	Offset	Size	Offset		
CA_7C							
20MHz+10MHz							
Low	QPSK	1	99	1	0	40.1	Pass
	16-QAM	1	99	1	0	40.2	Pass
Mid	QPSK	1	99	1	0	40.3	Pass
	16-QAM	1	99	1	0	40.4	Pass
High	QPSK	1	99	1	0	40.5	Pass
	16-QAM	1	99	1	0	40.6	Pass
20MHz+20MHz							
Low	QPSK	1	99	1	0	40.7	Pass
	16-QAM	1	99	1	0	40.8	Pass
Mid	QPSK	1	99	1	0	40.9	Pass
	16-QAM	1	99	1	0	40.10	Pass
High	QPSK	1	99	1	0	40.11	Pass
	16-QAM	1	99	1	0	40.12	Pass

Test Channel	Modulation	PCC RB		SCC RB		Refer to Plot[Note2]	Verdict
		Size	Offset	Size	Offset		
CA_38C							
15MHz+15MHz							
Low	QPSK	1	74	1	0	41.1	Pass
	16-QAM	1	74	1	0	41.2	Pass
Mid	QPSK	1	74	1	0	41.3	Pass
	16-QAM	1	74	1	0	41.4	Pass
High	QPSK	1	74	1	0	41.5	Pass
	16-QAM	1	74	1	0	41.6	Pass
20MHz+20MHz							
Low	QPSK	1	99	1	0	41.7	Pass
	16-QAM	1	99	1	0	41.8	Pass
Mid	QPSK	1	99	1	0	41.9	Pass
	16-QAM	1	99	1	0	41.10	Pass
High	QPSK	1	99	1	0	41.11	Pass
	16-QAM	1	99	1	0	41.12	Pass

Test Channel	Modulation	PCC RB		SCC RB		Refer to Plot[Note2]	Verdict
		Size	Offset	Size	Offset		
CA_41C							
20MHz+5MHz							
Low	QPSK	1	99	1	0	42.1	Pass
	16-QAM	1	99	1	0	42.2	Pass
Mid	QPSK	1	99	1	0	42.3	Pass
	16-QAM	1	99	1	0	42.4	Pass
High	QPSK	1	99	1	0	42.5	Pass
	16-QAM	1	99	1	0	42.6	Pass
20MHz+20MHz							
Low	QPSK	1	99	1	0	42.7	Pass
	16-QAM	1	99	1	0	42.8	Pass
Mid	QPSK	1	99	1	0	42.9	Pass
	16-QAM	1	99	1	0	42.10	Pass
High	QPSK	1	99	1	0	42.11	Pass
	16-QAM	1	99	1	0	42.12	Pass

NR Mode Test Verdict

Antenna 0

Test Band	NR Test Bandwidth (MHz)	Test Channel	Test Mode	NR UL RB No.	NR UL RB Pos.	Refer to Plot[Note3]	Verdict
n5	5	MCH	QPSK	12	6	43.1	Pass
	15	MCH	QPSK	36	18	43.2	Pass
	20	MCH	QPSK	50	25	43.3	Pass

Test Band	NR Test Bandwidth (MHz)	Test Channel	Test Mode	NR UL RB No.	NR UL RB Pos.	Refer to Plot[Note3]	Verdict
n7	5	MCH	QPSK	12	6	44.1	Pass
	15	MCH	QPSK	36	18	44.2	Pass
	20	MCH	QPSK	50	25	44.3	Pass

Test Band	NR Test Bandwidth (MHz)	Test Channel	Test Mode	NR UL RB No.	NR UL RB Pos.	Refer to Plot[Note3]	Verdict
n38	10	MCH	QPSK	12	6	45.1	Pass
	15	MCH	QPSK	18	9	45.2	Pass
	20	MCH	QPSK	25	12	45.3	Pass

Test Band	NR Test Bandwidth (MHz)	Test Channel	Test Mode	NR UL RB No.	NR UL RB Pos.	Refer to Plot[Note3]	Verdict
n41	10	MCH	QPSK	25	12	46.1	Pass
	60	MCH	QPSK	81	40	46.2	Pass
	100	MCH	QPSK	135	67	46.3	Pass

Antenna 1

Test Band	NR Test Bandwidth (MHz)	Test Channel	Test Mode	NR UL RB No.	NR UL RB Pos.	Refer to Plot[Note3]	Verdict
n5	5	MCH	QPSK	12	6	47.1	Pass
	15	MCH	QPSK	36	18	47.2	Pass
	20	MCH	QPSK	50	25	47.3	Pass

Test Band	NR Test Bandwidth (MHz)	Test Channel	Test Mode	NR UL RB No.	NR UL RB Pos.	Refer to Plot[Note3]	Verdict
n7	5	MCH	QPSK	12	6	48.1	Pass
	15	MCH	QPSK	36	18	48.2	Pass
	20	MCH	QPSK	50	25	48.3	Pass

Test Band	NR Test Bandwidth (MHz)	Test Channel	Test Mode	NR UL RB No.	NR UL RB Pos.	Refer to Plot[Note3]	Verdict
n38	10	MCH	QPSK	12	6	49.1	Pass
	15	MCH	QPSK	18	9	49.2	Pass
	20	MCH	QPSK	25	12	49.3	Pass

Test Band	NR Test Bandwidth (MHz)	Test Channel	Test Mode	NR UL RB No.	NR UL RB Pos.	Refer to Plot[Note3]	Verdict
n41	10	MCH	QPSK	25	12	50.1	Pass
	60	MCH	QPSK	81	40	50.2	Pass
	100	MCH	QPSK	135	67	50.3	Pass

LTE Antenna 0 NR Antenna 1

Test Band	NR Test Bandwidth (MHz)	Test Channel	Test Mode	NR UL RB No.	NR UL RB Pos.	Refer to Plot[Note3]	Verdict
DC_7A_n5A	20MHz(LTE)+5MHz(NR)	MCH	QPSK	12	6	51.1	Pass
	20MHz(LTE)+15MHz(NR)	MCH	QPSK	36	18	51.2	Pass
	20MHz(LTE)+20MHz(NR)	MCH	QPSK	50	25	51.3	Pass

LTE Antenna 4 NR Antenna 1

Test Band	NR Test Bandwidth (MHz)	Test Channel	Test Mode	NR UL RB No.	NR UL RB Pos.	Refer to Plot[Note3]	Verdict
DC_7A_n5A	20MHz(LTE)+5MHz(NR)	MCH	QPSK	12	6	52.1	Pass
	20MHz(LTE)+15MHz(NR)	MCH	QPSK	36	18	52.2	Pass
	20MHz(LTE)+20MHz(NR)	MCH	QPSK	50	25	52.3	Pass

LTE Antenna 1 NR Antenna 0

Test Band	NR Test Bandwidth (MHz)	Test Channel	Test Mode	NR UL RB No.	NR UL RB Pos.	Refer to Plot[Note3]	Verdict
DC_66A_n7A	20MHz(LTE)+5MHz(NR)	MCH	QPSK	12	6	53.1	Pass
	20MHz(LTE)+15MHz(NR)	MCH	QPSK	36	18	53.2	Pass
	20MHz(LTE)+20MHz(NR)	MCH	QPSK	50	25	53.3	Pass

LTE Antenna 1 NR Antenna 4

Test Band	NR Test Bandwidth (MHz)	Test Channel	Test Mode	NR UL RB No.	NR UL RB Pos.	Refer to Plot[Note3]	Verdict
DC_66A_n7A	20MHz(LTE)+5MHz(NR)	MCH	QPSK	12	6	54.1	Pass
	20MHz(LTE)+15MHz(NR)	MCH	QPSK	36	18	54.2	Pass
	20MHz(LTE)+20MHz(NR)	MCH	QPSK	50	25	54.3	Pass

ANNEX B TEST SETUP PHOTOS

Please refer to the document “BL-SZ2141035-AR.PDF”.

ANNEX C EUT EXTERNAL PHOTOS

Please refer to the document “BL-SZ2141035-AW.PDF”.

ANNEX D EUT INTERNAL PHOTOS

Please refer to the document “BL-SZ2141035-AI.PDF”.

--END OF REPORT--