FCC RF TEST REPORT

For

Mobile Phone

Model Number: RMX3491

FCC ID: 2AUYFRMX3491

Report Number : WT218003131

Test Laboratory	:	Shenzhen Academy of Metrology and Quality Inspection
Site Location	:	NETC Building, No.4 Tongfa Rd., Xili, Nanshan, Shenzhen, China
Tel	:	0086-755-86928965
Fax	:	0086-755-86009898-31396
Web	:	www.smq.com.cn
E-mail	:	emcrf@smq.com.cn

Test report declaration

Applicant	:	Realme Chongqing Mobile Telecommunications Corp., Ltd.
Address	:	No.178 Yulong Avenue, Yufengshan, Yubei District, Chongqing,China
Manufacturer	:	Realme Chongqing Mobile Telecommunications Corp., Ltd.
Address	:	No.178 Yulong Avenue, Yufengshan, Yubei District, Chongqing,China
EUT Description	:	Mobile Phone
Model No.	:	RMX3491
Trade mark	:	realme
FCC ID	:	2AUYFRMX3491

Test Standards:
FCC PART 2, 22H , 24E , 27 & 90S (2019)

The EUT described above is tested by Shenzhen Academy of Metrology and Quality Inspection EMC Laboratory to determine the maximum emissions from the EUT. Shenzhen Academy of Metrology and Quality Inspection EMC Laboratory is assumed full responsibility for the accuracy of the test results. The test data, data evaluation, test procedures, and equipment configurations shown in this report were made in accordance with the procedures given in ANSI C63.26 (2015) & KDB971168 and the energy emitted by the sample EUT tested as described in this report is in compliance with FCC Rules Part 2, 22H, 24E, 27 & 90S.

The test report is valid for above tested sample only and shall not be reproduced in part without written approval of the laboratory.

Project Engineer:	(Zeng Wei 曾伟)	Date:	Dec.03, 2021
Checked by:	(Shi Changda 施昌达)	Date:	Dec.03, 2021
Approved by:	(Lin Yixiang 林奕翔)	Date:	Dec.03, 2021

TABLE OF CONTENTS

TEST REPORT DECLARATION **2**
1. TEST RESULTS SUMMARY **4**
2. GENERAL INFORMATION **5**
2.1. Report information 5
2.2. Laboratory Accreditation and Relationship to Customer 5
3. PRODUCT DESCRIPTION **6**
3.1. EUT Description 6
3.2. Identification of Accessory equipment 7
3.3. Related Submittal(s) / Grant (s) 7
3.4. Operating Condition of EUT 7
3.5. Conducted Power 8
3.6. Environmental Conditions 53
3.7. Special Accessories 53
3.8. Equipment Modifications 53
4. TEST EQUIPMENT USED **54**
5. MEASUREMENT UNCERTAINTY **55**
6. TEST ITEMS **56**
6.1. Conducted Power & Effective Radiated Power 56
6.2. Peak to Average Radio 58
6.3. Occupied Bandwidth & Emission Bandwidth 59
6.4. Conducted Band Edge 60
6.5. Conducted Spurious Emissions 63
6.6. Frequency Stability 66
6.7. Radiated Spurious Emissions 68
7. APPENDIX A: CONDUCTED POWER & EFFECTIVE RADIATED POWER **72**
8. APPENDIX B: PEAK-TO-AVERAGE RATIO **117**
9. APPENDIX C: OCCUPIED BANDWIDTH **123**
10. APPENDIX D: CONDUCTED BAND EDGE **193**
11. APPENDIX E: CONDUCTED SPURIOUS EMISSION **255**
12. APPENDIX F: FREQUENCY STABILITY **364**
13. APPENDIX G: RADIATED SPURIOUS EMISSION **405**

1. TEST RESULTS SUMMARY

FCC Measurement Specification	Limits Part(s)	Description	Result
2.1046	22.913 24.232 27.50(b) 27.50(c) 27.50(d) 27.50(h) 90.205 90.635	Conducted Power & Effective Radiated Power	PASS
2.1046	22.913 24.232 27.50(b) 27.50(c) 27.50(d) 27.50(h)	Peak to Average Ratio	PASS
2.1049	22.917(b) 24.238(b) 27.53 90.209	Occupied Bandwidth & Emission Bandwidth	PASS
2.1051	22.917 24.238 27.53 90.691	Conducted Spurious Emissions	PASS
2.1051	22.917 24.238 27.53 90.691	Conducted Band Edge	PASS
2.1055	22.355 24.235 27.54 90.213	Frequency Stability	PASS
2.1053	22.917 24.238 27.53 90.691	Radiated Spurious Emissions	PASS

Remark: “N/A” means “Not applicable.”
The tests documented in this report were performed in accordance with ANSI C63.26 (2015), FCC PART 22H, 24E, 27 & 90S.

2. GENERAL INFORMATION

2.1. Report information

This report is not a certificate of quality; it only applies to the sample of the specific product/equipment given at the time of its testing. The results are not used to indicate or imply that they are application to the similar items. In addition, such results must not be used to indicate or imply that SMQ approves recommends or endorses the manufacture, supplier or use of such product/equipment, or that SMQ in any way guarantees the later performance of the product/equipment.

The samples mentioned in this report is/are supplied by Applicant, SMQ therefore assumes no responsibility for the accuracy of information on the brand name, model number, origin of manufacture or any information supplied.

Additional copies of the report are available to the Applicant at an additional fee. No third part can obtain a copy of this report through SMQ, unless the applicant has authorized SMQ in writing to do so.

The lab will not be liable for any loss or damage resulting from false, inaccurate, inappropriate or incomplete product information provided by the applicant/manufacturer.

2.2. Laboratory Accreditation and Relationship to Customer

The testing report were performed by the Shenzhen Academy of Metrology and quality Inspection EMC Laboratory (Guangdong EMC compliance testing center), in their facilities located at NETC Building, No.4 Tongfa Rd., Xili, Nanshan, Shenzhen, China. At the time of testing, Laboratory is accredited by the following organizations:
China National Accreditation Service for Conformity Assessment (CNAS) accredits the Laboratory for conformance to FCC standards, EMC international standards and EN standards. The Registration Number is CNAS L0579.
The Laboratory is Accredited Testing Laboratory of FCC with Designation number CN1165 and Site registration number 582918.
The Laboratory is registered to perform emission tests with Innovation, Science and Economic Development (ISED), and the registration number is 11177A.
The Laboratory is registered to perform emission tests with VCCI, and the registration number are C-20048, G20076, R-20077, R-20078, and T-20047.
The Laboratory is Accredited Testing Laboratory of American Association for Laboratory Accreditation (A2LA) and certificate number is 3292.01.

3. PRODUCT DESCRIPTION

3.1. EUT Description

Specification of the Equipment under Test

Hardware Revision:	11	
Software Revision:	realme UI V2.0	
Tx Frequency:	GSM850:	824 ~ 849 MHz
	PCS1900:	1850 ~ 1910 MHz
	WCDMA 850:	824 ~ 849 MHz
	WCDMA 1700:	1710 ~ 1755 MHz
	WCDMA 1900:	1850 ~ 1910 MHz
	LTE Band 2:	1850 ~ 1910 MHz
	LTE Band 4:	1710 ~ 1755 MHz
	LTE Band 5:	824 ~ 849 MHz
	LTE Band 7:	2500 ~ 2570 MHz
	LTE Band 12:	699 ~ 716 MHz
	LTE Band 17:	704 ~ 716 MHz
	LTE Band 26:	814 ~ 849 MHz
	LTE Band 38:	2570 ~ 2620 MHz
	LTE Band 41:	2535 ~ 2655 MHz
	LTE Band 66:	1710 ~ 1780 MHz
Rx Frequency:	GSM850:	869 ~ 894 MHz
	PCS1900:	1930 ~ 1990 MHz
	WCDMA 850:	869 ~ 894 MHz
	WCDMA 1700:	2110 ~ 2155 MHz
	WCDMA 1900:	1930 ~ 1990 MHz
	LTE Band 2:	1930 ~ 1990 MHz
	LTE Band 4:	2110 ~ 2155 MHz
	LTE Band 5:	869 ~ 894 MHz
	LTE Band 7:	2620 ~ 2690 MHz
	LTE Band 12:	729 ~ 746 MHz
	LTE Band 17:	734 ~ 746 MHz
	LTE Band 26:	859 ~ 894 MHz
	LTE Band 38:	2570 ~ 2620 MHz
	LTE Band 41:	2535 ~ 2655 MHz
	LTE Band 66:	2110 ~ 2180 MHz
Type(s) of Modulation:	GSM: GMSK, 8PSK WCDMA: QPSK LTE: QPSK, 16QAM	
Remark:	--	

Antenna Type:	PIFA antenna	
Antenna Gain:	GSM850:	0.5 dBi
	PCS1900:	1.1 dBi
	WCDMA 850:	0.5 dBi
	WCDMA 1700:	1.1 dBi
	WCDMA 1900:	1.1 dBi
	LTE Band 2:	1.1 dBi
	LTE Band 4:	1.1 dBi
	LTE Band 5:	0.5 dBi
	LTE Band 7:	1.1 dBi
	LTE Band 12:	0.5 dBi
	LTE Band 17:	0.5 dBi
	LTE Band 26:	0.5 dBi
	LTE Band 38:	1.1 dBi
	LTE Band 41:	1.1 dBi
	LTE Band 66:	1.1 dBi
Power Supply Voltage	DC: 3.45V (Low)/3.87V (Nominal)/ 4.45V (Max)	

NOTE: The extreme test conditions for temperature and antenna gain were declared by the manufacturer.

3.2. Identification of Accessory equipment

AE #	Type	Manufacturer	Model	Serial Number
--	--	--	--	--

3.3. Related Submittal(s) / Grant (s)

This submittal(s) (test report) is intended for FCC ID: 2AUYFRMX3491 filing to comply with FCC PART 2, 22H, 24E, 27 and 90S.

3.4. Operating Condition of EUT

During all testing, EUT is in link mode with base station emulator at maximum power level. The spurious emission measurements were carried out in semi-anechoic chamber with 3-meter test range, and EUT is rotated on three test planes to find out the worst emission (Y plane).
Radiated spurious emissions were investigated below 30MHz, 30MHz-1GHz and above 1GHz.There were no emissions found on below 30MHz and 30MHz-1GHz.

TM1: GSM Mode with GMSK Modulation
TM2: EDGE Mode with 8PSK Modulation
TM3: WCDMA Mode with QPSK Modulation
TM4: LTE Mode with QPSK Modulation
TM5: LTE Mode with 16QAM Modulation

3.5. Conducted Power

Band: GSM850	Measured (dBm)		
Test Condition	TNVN		
Channel	128	190	251
Frequency (MHz)	824.2	836.6	848.8
GSM (GMSK, 1 Tx slot)	**33.43**	**33.26**	**33.31**
GPRS (GMSK, 1 Tx slot)	**33.50**	**33.30**	**33.36**
GPRS (GMSK, 2 Tx slots)	30.25	30.16	30.10
GPRS (GMSK, 3 Tx slots)	28.69	28.59	28.49
GPRS (GMSK, 4 Tx slots)	26.69	26.73	26.61
EDGE (8PSK, 1 Tx slot)	**27.11**	**26.79**	**26.75**
EDGE (8PSK, 2 Tx slots)	24.92	24.74	24.66
EDGE (8PSK, 3 Tx slots)	23.76	23.58	23.47
EDGE (8PSK, 4 Tx slots)	22.08	21.85	21.73

Band: PCS1900	Measured (dBm)		
Test Condition	TNVN		
Channel	512	661	810
Frequency (MHz)	1850.2	1880	1909.8
GSM (GMSK, 1 Tx slot)	**29.93**	**30.40**	**30.48**
GPRS (GMSK, 1 Tx slot)	**29.98**	**30.36**	**30.41**
GPRS (GMSK, 2 Tx slots)	27.38	27.54	27.67
GPRS (GMSK, 3 Tx slots)	25.58	25.69	25.90
GPRS (GMSK, 4 Tx slots)	24.44	24.54	24.68
EDGE (8PSK, 1 Tx slot)	**25.40**	**25.35**	**25.43**
EDGE (8PSK, 2 Tx slots)	23.22	23.29	23.37
EDGE (8PSK, 3 Tx slots)	21.50	21.62	21.64
EDGE (8PSK, 4 Tx slots)	20.27	20.33	20.42

Band: WCDMA Band II	Average Power [dBm]		
Channel	**9262**	**9400**	**9538**
Frequency (MHz)	**1852.4**	**1880.0**	**1907.6**
RMC 12.2K	**23.42**	**23.04**	**23.12**
HSDPA Subtest-1	22.19	21.94	22.19
HSDPA Subtest-2	21.49	21.22	21.48
HSDPA Subtest-3	21.48	21.20	21.44
HSDPA Subtest-4	21.48	21.19	21.44
HSUPA Subtest-1	21.65	21.45	21.67
HSUPA Subtest-2	19.75	19.51	19.76
HSUPA Subtest-3	20.71	20.50	20.73
HSUPA Subtest-4	19.77	19.55	19.85
HSUPA Subtest-5	21.70	21.51	21.69

Band: WCDMA Band IV	Average Power [dBm]		
Channel	**1312**	**1413**	**1513**
Frequency (MHz)	**1712.4**	**1732.6**	**1752.6**
RMC 12.2K	**23.42**	**23.06**	**22.85**
HSDPA Subtest-1	22.23	22.07	21.89
HSDPA Subtest-2	21.43	21.35	21.34
HSDPA Subtest-3	21.40	21.35	21.10
HSDPA Subtest-4	21.40	21.34	20.55
HSUPA Subtest-1	21.83	21.66	21.50
HSUPA Subtest-2	19.90	19.77	19.61
HSUPA Subtest-3	20.82	20.70	20.51
HSUPA Subtest-4	19.86	19.75	19.55
HSUPA Subtest-5	21.90	21.71	21.53

Band: WCDMA Band V	Average Power [dBm]		
Channel	**4,132**	**4,182**	**4,233**
Frequency (MHz)	**826.4**	**836.4**	**846.6**
RMC 12.2K	**23.99**	**23.69**	**23.63**
HSDPA Subtest-1	22.83	22.77	22.64
HSDPA Subtest-2	22.04	22.03	21.91
HSDPA Subtest-3	21.92	21.89	21.79
HSDPA Subtest-4	21.83	21.90	21.80
HSUPA Subtest-1	22.56	22.52	22.48
HSUPA Subtest-2	20.66	20.62	20.52
HSUPA Subtest-3	21.56	21.53	21.44
HSUPA Subtest-4	20.69	20.64	20.51
HSUPA Subtest-5	22.61	22.58	22.45

Band	Bandwidth	Modulation	Channel	RB Config.	Power (dBm)
Band2	1.4MHz	QPSK	18607	1RB#0	22.81
Band2	1.4MHz	QPSK	18607	1RB#3	22.94
Band2	1.4MHz	QPSK	18607	1RB#5	22.89
Band2	1.4MHz	QPSK	18607	3RB#0	22.80
Band2	1.4MHz	QPSK	18607	3RB#1	22.78
Band2	1.4MHz	QPSK	18607	3RB#3	22.77
Band2	1.4MHz	QPSK	18607	6RB#0	21.65
Band2	1.4MHz	QPSK	18900	1RB#0	22.67
Band2	1.4MHz	QPSK	18900	1RB#3	22.55
Band2	1.4MHz	QPSK	18900	1RB#5	22.69
Band2	1.4MHz	QPSK	18900	3RB#0	22.78
Band2	1.4MHz	QPSK	18900	3RB#1	22.88
Band2	1.4MHz	QPSK	18900	3RB#3	22.86
Band2	1.4MHz	QPSK	18900	6RB#0	21.66
Band2	1.4MHz	QPSK	19193	1RB#0	22.68
Band2	1.4MHz	QPSK	19193	1RB#3	22.72
Band2	1.4MHz	QPSK	19193	1RB#5	22.57
Band2	1.4MHz	QPSK	19193	3RB#0	22.89
Band2	1.4MHz	QPSK	19193	3RB#1	22.72
Band2	1.4MHz	QPSK	19193	3RB#3	22.70
Band2	1.4MHz	QPSK	19193	6RB#0	21.58
Band2	1.4MHz	16QAM	18607	1RB#0	21.61
Band2	1.4MHz	16QAM	18607	1RB#3	21.82
Band2	1.4MHz	16QAM	18607	1RB#5	21.62
Band2	1.4MHz	16QAM	18607	3RB#0	21.37
Band2	1.4MHz	16QAM	18607	3RB#1	21.37
Band2	1.4MHz	16QAM	18607	3RB#3	21.49
Band2	1.4MHz	16QAM	18607	6RB#0	20.53
Band2	1.4MHz	16QAM	18900	1RB#0	21.62
Band2	1.4MHz	16QAM	18900	1RB#3	21.51
Band2	1.4MHz	16QAM	18900	1RB#5	21.82
Band2	1.4MHz	16QAM	18900	3RB#0	21.71
Band2	1.4MHz	16QAM	18900	3RB#1	21.30
Band2	1.4MHz	16QAM	18900	3RB#3	21.79
Band2	1.4MHz	16QAM	18900	6RB#0	20.49
Band2	1.4MHz	16QAM	19193	1RB#0	22.02
Band2	1.4MHz	16QAM	19193	1RB#3	22.20
Band2	1.4MHz	16QAM	19193	1RB#5	22.04
Band2	1.4MHz	16QAM	19193	3RB#0	21.35
Band2	1.4MHz	16QAM	19193	3RB#1	21.44
Band2	1.4MHz	16QAM	19193	3RB#3	21.39
Band2	1.4MHz	16QAM	19193	6RB#0	20.41
Band2	3MHz	QPSK	18615	1RB#0	22.50
Band2	3MHz	QPSK	18615	1RB#7	22.61

Band2	3MHz	QPSK	18615	1RB#14	22.61
Band2	3MHz	QPSK	18615	8RB#0	21.45
Band2	3MHz	QPSK	18615	8RB#4	21.44
Band2	3MHz	QPSK	18615	8RB#7	21.44
Band2	3MHz	QPSK	18615	15RB#0	21.48
Band2	3MHz	QPSK	18900	1RB#0	22.38
Band2	3MHz	QPSK	18900	1RB#7	22.24
Band2	3MHz	QPSK	18900	1RB#14	22.43
Band2	3MHz	QPSK	18900	8RB#0	21.52
Band2	3MHz	QPSK	18900	8RB#4	21.46
Band2	3MHz	QPSK	18900	8RB#7	21.55
Band2	3MHz	QPSK	18900	15RB#0	21.43
Band2	3MHz	QPSK	19185	1RB#0	22.54
Band2	3MHz	QPSK	19185	1RB#7	22.48
Band2	3MHz	QPSK	19185	1RB#14	22.51
Band2	3MHz	QPSK	19185	8RB#0	21.44
Band2	3MHz	QPSK	19185	8RB#4	21.45
Band2	3MHz	QPSK	19185	8RB#7	21.44
Band2	3MHz	QPSK	19185	15RB#0	21.45
Band2	3MHz	16QAM	18615	1RB#0	21.55
Band2	3MHz	16QAM	18615	1RB#7	21.26
Band2	3MHz	16QAM	18615	1RB#14	21.39
Band2	3MHz	16QAM	18615	8RB#0	20.65
Band2	3MHz	16QAM	18615	8RB#4	20.64
Band2	3MHz	16QAM	18615	8RB#7	20.54
Band2	3MHz	16QAM	18615	15RB#0	20.36
Band2	3MHz	16QAM	18900	1RB#0	21.35
Band2	3MHz	16QAM	18900	1RB#7	21.54
Band2	3MHz	16QAM	18900	1RB#14	21.31
Band2	3MHz	16QAM	18900	8RB#0	20.26
Band2	3MHz	16QAM	18900	8RB#4	20.28
Band2	3MHz	16QAM	18900	8RB#7	20.41
Band2	3MHz	16QAM	18900	15RB#0	20.43
Band2	3MHz	16QAM	19185	1RB#0	21.46
Band2	3MHz	16QAM	19185	1RB#7	21.02
Band2	3MHz	16QAM	19185	1RB#14	21.32
Band2	3MHz	16QAM	19185	8RB#0	20.24
Band2	3MHz	16QAM	19185	8RB#4	20.34
Band2	3MHz	16QAM	19185	8RB#7	20.33
Band2	3MHz	16QAM	19185	15RB#0	20.37
Band2	5MHz	QPSK	18625	1RB#0	22.49
Band2	5MHz	QPSK	18625	1RB#12	22.45
Band2	5MHz	QPSK	18625	1RB#24	22.48

Band2	5MHz	QPSK	18625	12RB#0	21.46
Band2	5MHz	QPSK	18625	12RB#6	21.45
Band2	5MHz	QPSK	18625	12RB#13	21.44
Band2	5MHz	QPSK	18625	25RB#0	21.46
Band2	5MHz	QPSK	18900	1RB#0	22.59
Band2	5MHz	QPSK	18900	1RB#12	22.78
Band2	5MHz	QPSK	18900	1RB#24	22.61
Band2	5MHz	QPSK	18900	12RB#0	21.47
Band2	5MHz	QPSK	18900	12RB#6	21.47
Band2	5MHz	QPSK	18900	12RB#13	21.38
Band2	5MHz	QPSK	18900	25RB#0	21.44
Band2	5MHz	QPSK	19175	1RB#0	22.36
Band2	5MHz	QPSK	19175	1RB#12	22.42
Band2	5MHz	QPSK	19175	1RB#24	22.41
Band2	5MHz	QPSK	19175	12RB#0	21.47
Band2	5MHz	QPSK	19175	12RB#6	21.39
Band2	5MHz	QPSK	19175	12RB#13	21.38
Band2	5MHz	QPSK	19175	25RB#0	21.35
Band2	5MHz	16QAM	18625	1RB#0	21.45
Band2	5MHz	16QAM	18625	1RB#12	21.85
Band2	5MHz	16QAM	18625	1RB#24	21.38
Band2	5MHz	16QAM	18625	12RB#0	20.42
Band2	5MHz	16QAM	18625	12RB#6	20.50
Band2	5MHz	16QAM	18625	12RB#13	20.50
Band2	5MHz	16QAM	18625	25RB#0	20.44
Band2	5MHz	16QAM	18900	1RB#0	21.31
Band2	5MHz	16QAM	18900	1RB#12	21.38
Band2	5MHz	16QAM	18900	1RB#24	21.46
Band2	5MHz	16QAM	18900	12RB#0	20.50
Band2	5MHz	16QAM	18900	12RB#6	20.61
Band2	5MHz	16QAM	18900	12RB#13	20.62
Band2	5MHz	16QAM	18900	25RB#0	20.48
Band2	5MHz	16QAM	19175	1RB#0	21.39
Band2	5MHz	16QAM	19175	1RB#12	21.41
Band2	5MHz	16QAM	19175	1RB#24	21.33
Band2	5MHz	16QAM	19175	12RB#0	20.40
Band2	5MHz	16QAM	19175	12RB#6	20.50
Band2	5MHz	16QAM	19175	12RB#13	20.41
Band2	5MHz	16QAM	19175	25RB#0	20.58
Band2	10MHz	QPSK	18650	1RB#0	22.57
Band2	10MHz	QPSK	18650	1RB#24	22.76
Band2	10MHz	QPSK	18650	1RB#49	22.63
Band2	10MHz	QPSK	18650	25RB#0	21.54

Band2	10MHz	QPSK	18650	25RB#12	21.54
Band2	10MHz	QPSK	18650	25RB#25	21.56
Band2	10MHz	QPSK	18650	50RB#0	21.49
Band2	10MHz	QPSK	18900	1RB#0	22.51
Band2	10MHz	QPSK	18900	1RB#24	22.92
Band2	10MHz	QPSK	18900	1RB#49	22.57
Band2	10MHz	QPSK	18900	25RB#0	21.46
Band2	10MHz	QPSK	18900	25RB#12	21.47
Band2	10MHz	QPSK	18900	25RB#25	21.43
Band2	10MHz	QPSK	18900	50RB#0	21.50
Band2	10MHz	QPSK	19150	1RB#0	22.46
Band2	10MHz	QPSK	19150	1RB#24	22.54
Band2	10MHz	QPSK	19150	1RB#49	22.61
Band2	10MHz	QPSK	19150	25RB#0	21.48
Band2	10MHz	QPSK	19150	25RB#12	21.50
Band2	10MHz	QPSK	19150	25RB#25	21.41
Band2	10MHz	QPSK	19150	50RB#0	21.46
Band2	10MHz	16QAM	18650	1RB#0	21.65
Band2	10MHz	16QAM	18650	1RB#24	21.56
Band2	10MHz	16QAM	18650	1RB#49	21.74
Band2	10MHz	16QAM	18650	25RB#0	20.70
Band2	10MHz	16QAM	18650	25RB#12	20.60
Band2	10MHz	16QAM	18650	25RB#25	20.50
Band2	10MHz	16QAM	18650	50RB#0	20.57
Band2	10MHz	16QAM	18900	1RB#0	21.34
Band2	10MHz	16QAM	18900	1RB#24	21.99
Band2	10MHz	16QAM	18900	1RB#49	21.37
Band2	10MHz	16QAM	18900	25RB#0	20.64
Band2	10MHz	16QAM	18900	25RB#12	20.57
Band2	10MHz	16QAM	18900	25RB#25	20.54
Band2	10MHz	16QAM	18900	50RB#0	20.50
Band2	10MHz	16QAM	19150	1RB#0	21.75
Band2	10MHz	16QAM	19150	1RB#24	22.21
Band2	10MHz	16QAM	19150	1RB#49	21.65
Band2	10MHz	16QAM	19150	25RB#0	20.71
Band2	10MHz	16QAM	19150	25RB#12	20.62
Band2	10MHz	16QAM	19150	25RB#25	20.62
Band2	10MHz	16QAM	19150	50RB#0	20.46
Band2	15MHz	QPSK	18675	1RB#0	22.54
Band2	15MHz	QPSK	18675	1RB#38	22.55
Band2	15MHz	QPSK	18675	1RB#74	22.47
Band2	15MHz	QPSK	18675	38RB#0	21.34
Band2	15MHz	QPSK	18675	38RB#18	21.45

Band2	15MHz	QPSK	18675	38RB#37	21.37
Band2	15MHz	QPSK	18675	75RB#0	21.47
Band2	15MHz	QPSK	18900	1RB#0	22.46
Band2	15MHz	QPSK	18900	1RB#38	22.55
Band2	15MHz	QPSK	18900	1RB#74	22.42
Band2	15MHz	QPSK	18900	38RB#0	21.66
Band2	15MHz	QPSK	18900	38RB#18	21.60
Band2	15MHz	QPSK	18900	38RB#37	21.68
Band2	15MHz	QPSK	18900	75RB#0	21.52
Band2	15MHz	QPSK	19125	1RB#0	22.55
Band2	15MHz	QPSK	19125	1RB#38	22.75
Band2	15MHz	QPSK	19125	1RB#74	22.49
Band2	15MHz	QPSK	19125	38RB#0	21.31
Band2	15MHz	QPSK	19125	38RB#18	22.14
Band2	15MHz	QPSK	19125	38RB#37	21.28
Band2	15MHz	QPSK	19125	75RB#0	21.43
Band2	15MHz	16QAM	18675	1RB#0	21.42
Band2	15MHz	16QAM	18675	1RB#38	21.44
Band2	15MHz	16QAM	18675	1RB#74	21.47
Band2	15MHz	16QAM	18675	38RB#0	21.43
Band2	15MHz	16QAM	18675	38RB#18	21.65
Band2	15MHz	16QAM	18675	38RB#37	21.37
Band2	15MHz	16QAM	18675	75RB#0	20.41
Band2	15MHz	16QAM	18900	1RB#0	21.30
Band2	15MHz	16QAM	18900	1RB#38	21.60
Band2	15MHz	16QAM	18900	1RB#74	21.56
Band2	15MHz	16QAM	18900	38RB#0	21.66
Band2	15MHz	16QAM	18900	38RB#18	21.49
Band2	15MHz	16QAM	18900	38RB#37	21.46
Band2	15MHz	16QAM	18900	75RB#0	20.51
Band2	15MHz	16QAM	19125	1RB#0	22.23
Band2	15MHz	16QAM	19125	1RB#38	22.15
Band2	15MHz	16QAM	19125	1RB#74	21.27
Band2	15MHz	16QAM	19125	38RB#0	21.32
Band2	15MHz	16QAM	19125	38RB#18	22.13
Band2	15MHz	16QAM	19125	38RB#37	21.27
Band2	15MHz	16QAM	19125	75RB#0	20.54
Band2	20MHz	QPSK	18700	1RB#0	22.42
Band2	20MHz	QPSK	18700	1RB#49	22.88
Band2	20MHz	QPSK	18700	1RB#99	22.36
Band2	20MHz	QPSK	18700	50RB#0	21.39
Band2	20MHz	QPSK	18700	50RB#25	21.48
Band2	20MHz	QPSK	18700	50RB#50	21.55

Band2	20MHz	QPSK	18700	100RB#0	21.51
Band2	20MHz	QPSK	18900	1RB#0	22.51
Band2	20MHz	QPSK	18900	1RB#49	22.87
Band2	20MHz	QPSK	18900	1RB#99	22.44
Band2	20MHz	QPSK	18900	50RB#0	21.52
Band2	20MHz	QPSK	18900	50RB#25	21.54
Band2	20MHz	QPSK	18900	50RB#50	21.49
Band2	20MHz	QPSK	18900	100RB#0	21.45
Band2	20MHz	QPSK	19100	1RB#0	22.38
Band2	20MHz	QPSK	19100	1RB#49	22.84
Band2	20MHz	QPSK	19100	1RB#99	22.53
Band2	20MHz	QPSK	19100	50RB#0	21.43
Band2	20MHz	QPSK	19100	50RB#25	21.45
Band2	20MHz	QPSK	19100	50RB#50	21.47
Band2	20MHz	QPSK	19100	100RB#0	21.48
Band2	20MHz	16QAM	18700	1RB#0	21.31
Band2	20MHz	16QAM	18700	1RB#49	21.98
Band2	20MHz	16QAM	18700	1RB#99	21.37
Band2	20MHz	16QAM	18700	50RB#0	20.65
Band2	20MHz	16QAM	18700	50RB#25	20.55
Band2	20MHz	16QAM	18700	50RB#50	20.54
Band2	20MHz	16QAM	18700	100RB#0	20.57
Band2	20MHz	16QAM	18900	1RB#0	22.17
Band2	20MHz	16QAM	18900	1RB#49	22.55
Band2	20MHz	16QAM	18900	1RB#99	22.18
Band2	20MHz	16QAM	18900	50RB#0	20.66
Band2	20MHz	16QAM	18900	50RB#25	20.66
Band2	20MHz	16QAM	18900	50RB#50	20.46
Band2	20MHz	16QAM	18900	100RB#0	20.43
Band2	20MHz	16QAM	19100	1RB#0	21.36
Band2	20MHz	16QAM	19100	1RB#49	21.59
Band2	20MHz	16QAM	19100	1RB#99	21.18
Band2	20MHz	16QAM	19100	50RB#0	20.59
Band2	20MHz	16QAM	19100	50RB#25	20.60
Band2	20MHz	16QAM	19100	50RB#50	20.50
Band2	20MHz	16QAM	19100	100RB#0	20.49
Band4	1.4MHz	QPSK	19957	1RB#0	23.19
Band4	1.4MHz	QPSK	19957	1RB#3	23.28
Band4	1.4MHz	QPSK	19957	1RB#5	23.28
Band4	1.4MHz	QPSK	19957	3RB#0	23.33
Band4	1.4MHz	QPSK	19957	3RB#2	23.30
Band4	1.4MHz	QPSK	19957	3RB#3	23.34
Band4	1.4MHz	QPSK	19957	6RB#0	22.37

Band4	1.4MHz	QPSK	20175	1RB#0	23.18
Band4	1.4MHz	QPSK	20175	1RB#3	23.19
Band4	1.4MHz	QPSK	20175	1RB#5	23.11
Band4	1.4MHz	QPSK	20175	3RB#0	23.13
Band4	1.4MHz	QPSK	20175	3RB#2	23.09
Band4	1.4MHz	QPSK	20175	3RB#3	23.24
Band4	1.4MHz	QPSK	20175	6RB#0	22.28
Band4	1.4MHz	QPSK	20393	1RB#0	23.11
Band4	1.4MHz	QPSK	20393	1RB#3	23.24
Band4	1.4MHz	QPSK	20393	1RB#5	23.17
Band4	1.4MHz	QPSK	20393	3RB#0	23.11
Band4	1.4MHz	QPSK	20393	3RB#2	23.26
Band4	1.4MHz	QPSK	20393	3RB#3	23.29
Band4	1.4MHz	QPSK	20393	6RB#0	22.26
Band4	1.4MHz	16QAM	19957	1RB#0	22.19
Band4	1.4MHz	16QAM	19957	1RB#3	22.31
Band4	1.4MHz	16QAM	19957	1RB#5	21.89
Band4	1.4MHz	16QAM	19957	3RB#0	22.65
Band4	1.4MHz	16QAM	19957	3RB#2	22.63
Band4	1.4MHz	16QAM	19957	3RB#3	22.54
Band4	1.4MHz	16QAM	19957	6RB#0	21.36
Band4	1.4MHz	16QAM	20175	1RB#0	21.83
Band4	1.4MHz	16QAM	20175	1RB#3	22.15
Band4	1.4MHz	16QAM	20175	1RB#5	21.76
Band4	1.4MHz	16QAM	20175	3RB#0	22.24
Band4	1.4MHz	16QAM	20175	3RB#2	22.63
Band4	1.4MHz	16QAM	20175	3RB#3	22.47
Band4	1.4MHz	16QAM	20175	6RB#0	21.28
Band4	1.4MHz	16QAM	20393	1RB#0	21.96
Band4	1.4MHz	16QAM	20393	1RB#3	22.09
Band4	1.4MHz	16QAM	20393	1RB#5	21.92
Band4	1.4MHz	16QAM	20393	3RB#0	22.24
Band4	1.4MHz	16QAM	20393	3RB#2	22.46
Band4	1.4MHz	16QAM	20393	3RB#3	22.48
Band4	1.4MHz	16QAM	20393	6RB#0	21.47
Band4	3MHz	QPSK	19965	1RB#0	23.02
Band4	3MHz	QPSK	19965	1RB#7	22.85
Band4	3MHz	QPSK	19965	1RB#14	23.35
Band4	3MHz	QPSK	19965	8RB#0	22.20
Band4	3MHz	QPSK	19965	8RB#4	22.20
Band4	3MHz	QPSK	19965	8RB#7	22.09
Band4	3MHz	QPSK	19965	15RB#0	22.18
Band4	3MHz	QPSK	20175	1RB#0	23.05

Band4	3MHz	QPSK	20175	1RB#7	23.02
Band4	3MHz	QPSK	20175	1RB#14	22.91
Band4	3MHz	QPSK	20175	8RB#0	22.01
Band4	3MHz	QPSK	20175	8RB#4	22.02
Band4	3MHz	QPSK	20175	8RB#7	22.08
Band4	3MHz	QPSK	20175	15RB#0	22.03
Band4	3MHz	QPSK	20385	1RB#0	22.79
Band4	3MHz	QPSK	20385	1RB#7	22.82
Band4	3MHz	QPSK	20385	1RB#14	22.75
Band4	3MHz	QPSK	20385	8RB#0	21.95
Band4	3MHz	QPSK	20385	8RB#4	22.05
Band4	3MHz	QPSK	20385	8RB#7	21.95
Band4	3MHz	QPSK	20385	15RB#0	21.95
Band4	3MHz	16QAM	19965	1RB#0	21.81
Band4	3MHz	16QAM	19965	1RB#7	22.20
Band4	3MHz	16QAM	19965	1RB#14	22.23
Band4	3MHz	16QAM	19965	8RB#0	20.91
Band4	3MHz	16QAM	19965	8RB#4	20.91
Band4	3MHz	16QAM	19965	8RB#7	20.93
Band4	3MHz	16QAM	19965	15RB#0	21.01
Band4	3MHz	16QAM	20175	1RB#0	22.12
Band4	3MHz	16QAM	20175	1RB#7	22.43
Band4	3MHz	16QAM	20175	1RB#14	22.12
Band4	3MHz	16QAM	20175	8RB#0	20.88
Band4	3MHz	16QAM	20175	8RB#4	20.87
Band4	3MHz	16QAM	20175	8RB#7	21.27
Band4	3MHz	16QAM	20175	15RB#0	20.93
Band4	3MHz	16QAM	20385	1RB#0	21.92
Band4	3MHz	16QAM	20385	1RB#7	21.95
Band4	3MHz	16QAM	20385	1RB#14	21.88
Band4	3MHz	16QAM	20385	8RB#0	21.12
Band4	3MHz	16QAM	20385	8RB#4	21.17
Band4	3MHz	16QAM	20385	8RB#7	21.10
Band4	3MHz	16QAM	20385	15RB#0	21.16
Band4	5MHz	QPSK	19975	1RB#0	22.90
Band4	5MHz	QPSK	19975	1RB#12	23.12
Band4	5MHz	QPSK	19975	1RB#24	23.02
Band4	5MHz	QPSK	19975	12RB#0	22.12
Band4	5MHz	QPSK	19975	12RB#6	22.12
Band4	5MHz	QPSK	19975	12RB#13	22.07
Band4	5MHz	QPSK	19975	25RB#0	22.14
Band4	5MHz	QPSK	20175	1RB#0	22.65
Band4	5MHz	QPSK	20175	1RB#12	23.07

Band4	5MHz	QPSK	20175	1RB#24	22.58
Band4	5MHz	QPSK	20175	12RB#0	21.86
Band4	5MHz	QPSK	20175	12RB#6	21.86
Band4	5MHz	QPSK	20175	12RB#13	21.95
Band4	5MHz	QPSK	20175	25RB#0	21.92
Band4	5MHz	QPSK	20375	1RB#0	22.90
Band4	5MHz	QPSK	20375	1RB#12	23.01
Band4	5MHz	QPSK	20375	1RB#24	22.88
Band4	5MHz	QPSK	20375	12RB#0	22.15
Band4	5MHz	QPSK	20375	12RB#6	22.05
Band4	5MHz	QPSK	20375	12RB#13	22.02
Band4	5MHz	QPSK	20375	25RB#0	22.10
Band4	5MHz	16QAM	19975	1RB#0	21.91
Band4	5MHz	16QAM	19975	1RB#12	22.17
Band4	5MHz	16QAM	19975	1RB#24	21.97
Band4	5MHz	16QAM	19975	12RB#0	21.04
Band4	5MHz	16QAM	19975	12RB#6	21.23
Band4	5MHz	16QAM	19975	12RB#13	21.10
Band4	5MHz	16QAM	19975	25RB#0	21.04
Band4	5MHz	16QAM	20175	1RB#0	21.78
Band4	5MHz	16QAM	20175	1RB#12	22.16
Band4	5MHz	16QAM	20175	1RB#24	21.47
Band4	5MHz	16QAM	20175	12RB#0	20.75
Band4	5MHz	16QAM	20175	12RB#6	20.76
Band4	5MHz	16QAM	20175	12RB#13	20.75
Band4	5MHz	16QAM	20175	25RB#0	20.89
Band4	5MHz	16QAM	20375	1RB#0	21.90
Band4	5MHz	16QAM	20375	1RB#12	22.12
Band4	5MHz	16QAM	20375	1RB#24	21.92
Band4	5MHz	16QAM	20375	12RB#0	21.02
Band4	5MHz	16QAM	20375	12RB#6	21.02
Band4	5MHz	16QAM	20375	12RB#13	20.99
Band4	5MHz	16QAM	20375	25RB#0	21.09
Band4	10MHz	QPSK	20000	1RB#0	22.73
Band4	10MHz	QPSK	20000	1RB#24	23.13
Band4	10MHz	QPSK	20000	1RB#49	22.91
Band4	10MHz	QPSK	20000	25RB#0	22.07
Band4	10MHz	QPSK	20000	25RB#12	22.12
Band4	10MHz	QPSK	20000	25RB#25	22.16
Band4	10MHz	QPSK	20000	50RB#0	22.07
Band4	10MHz	QPSK	20175	1RB#0	22.69
Band4	10MHz	QPSK	20175	1RB#24	22.87
Band4	10MHz	QPSK	20175	1RB#49	22.83

Band4	10MHz	QPSK	20175	25RB#0	22.01
Band4	10MHz	QPSK	20175	25RB#12	22.01
Band4	10MHz	QPSK	20175	25RB#25	21.92
Band4	10MHz	QPSK	20175	50RB#0	21.96
Band4	10MHz	QPSK	20350	1RB#0	22.90
Band4	10MHz	QPSK	20350	1RB#24	23.34
Band4	10MHz	QPSK	20350	1RB#49	23.04
Band4	10MHz	QPSK	20350	25RB#0	22.13
Band4	10MHz	QPSK	20350	25RB#12	22.13
Band4	10MHz	QPSK	20350	25RB#25	22.10
Band4	10MHz	QPSK	20350	50RB#0	22.11
Band4	10MHz	16QAM	20000	1RB#0	22.06
Band4	10MHz	16QAM	20000	1RB#24	22.39
Band4	10MHz	16QAM	20000	1RB#49	22.00
Band4	10MHz	16QAM	20000	25RB#0	20.92
Band4	10MHz	16QAM	20000	25RB#12	21.06
Band4	10MHz	16QAM	20000	25RB#25	20.99
Band4	10MHz	16QAM	20000	50RB#0	21.01
Band4	10MHz	16QAM	20175	1RB#0	21.91
Band4	10MHz	16QAM	20175	1RB#24	22.61
Band4	10MHz	16QAM	20175	1RB#49	21.84
Band4	10MHz	16QAM	20175	25RB#0	20.78
Band4	10MHz	16QAM	20175	25RB#12	20.78
Band4	10MHz	16QAM	20175	25RB#25	20.79
Band4	10MHz	16QAM	20175	50RB#0	21.07
Band4	10MHz	16QAM	20350	1RB#0	21.96
Band4	10MHz	16QAM	20350	1RB#24	22.63
Band4	10MHz	16QAM	20350	1RB#49	21.95
Band4	10MHz	16QAM	20350	25RB#0	21.33
Band4	10MHz	16QAM	20350	25RB#12	21.33
Band4	10MHz	16QAM	20350	25RB#25	21.31
Band4	10MHz	16QAM	20350	50RB#0	21.03
Band4	15MHz	QPSK	20025	1RB#0	22.93
Band4	15MHz	QPSK	20025	1RB#38	22.81
Band4	15MHz	QPSK	20025	1RB#74	22.76
Band4	15MHz	QPSK	20025	38RB#0	22.05
Band4	15MHz	QPSK	20025	38RB#18	21.95
Band4	15MHz	QPSK	20025	38RB#37	21.97
Band4	15MHz	QPSK	20025	75RB#0	22.12
Band4	15MHz	QPSK	20175	1RB#0	22.71
Band4	15MHz	QPSK	20175	1RB#38	22.75
Band4	15MHz	QPSK	20175	1RB#74	22.73
Band4	15MHz	QPSK	20175	38RB#0	21.62

Band4	15MHz	QPSK	20175	38RB#18	22.01
Band4	15MHz	QPSK	20175	38RB#37	21.89
Band4	15MHz	QPSK	20175	75RB#0	21.95
Band4	15MHz	QPSK	20325	1RB#0	23.08
Band4	15MHz	QPSK	20325	1RB#38	23.28
Band4	15MHz	QPSK	20325	1RB#74	22.99
Band4	15MHz	QPSK	20325	38RB#0	22.61
Band4	15MHz	QPSK	20325	38RB#18	22.77
Band4	15MHz	QPSK	20325	38RB#37	22.56
Band4	15MHz	QPSK	20325	75RB#0	22.16
Band4	15MHz	16QAM	20025	1RB#0	22.00
Band4	15MHz	16QAM	20025	1RB#38	22.52
Band4	15MHz	16QAM	20025	1RB#74	21.97
Band4	15MHz	16QAM	20025	38RB#0	22.04
Band4	15MHz	16QAM	20025	38RB#18	21.96
Band4	15MHz	16QAM	20025	38RB#37	22.05
Band4	15MHz	16QAM	20025	75RB#0	20.99
Band4	15MHz	16QAM	20175	1RB#0	21.73
Band4	15MHz	16QAM	20175	1RB#38	22.00
Band4	15MHz	16QAM	20175	1RB#74	21.68
Band4	15MHz	16QAM	20175	38RB#0	21.62
Band4	15MHz	16QAM	20175	38RB#18	22.00
Band4	15MHz	16QAM	20175	38RB#37	21.89
Band4	15MHz	16QAM	20175	75RB#0	20.95
Band4	15MHz	16QAM	20325	1RB#0	22.58
Band4	15MHz	16QAM	20325	1RB#38	22.76
Band4	15MHz	16QAM	20325	1RB#74	22.56
Band4	15MHz	16QAM	20325	38RB#0	22.58
Band4	15MHz	16QAM	20325	38RB#18	22.76
Band4	15MHz	16QAM	20325	38RB#37	22.52
Band4	15MHz	16QAM	20325	75RB#0	21.05
Band4	20MHz	QPSK	20050	1RB#0	23.00
Band4	20MHz	QPSK	20050	1RB#49	23.02
Band4	20MHz	QPSK	20050	1RB#99	22.71
Band4	20MHz	QPSK	20050	50RB#0	22.04
Band4	20MHz	QPSK	20050	50RB#25	22.04
Band4	20MHz	QPSK	20050	50RB#50	22.09
Band4	20MHz	QPSK	20050	100RB#0	22.06
Band4	20MHz	QPSK	20175	1RB#0	22.88
Band4	20MHz	QPSK	20175	1RB#49	23.19
Band4	20MHz	QPSK	20175	1RB#99	22.98
Band4	20MHz	QPSK	20175	50RB#0	21.93
Band4	20MHz	QPSK	20175	50RB#25	21.88

Band4	20MHz	QPSK	20175	50RB#50	21.95
Band4	20MHz	QPSK	20175	100RB#0	21.96
Band4	20MHz	QPSK	20300	1RB#0	23.00
Band4	20MHz	QPSK	20300	1RB#49	23.32
Band4	20MHz	QPSK	20300	1RB#99	22.90
Band4	20MHz	QPSK	20300	50RB#0	22.16
Band4	20MHz	QPSK	20300	50RB#25	22.16
Band4	20MHz	QPSK	20300	50RB#50	22.13
Band4	20MHz	QPSK	20300	100RB#0	22.17
Band4	20MHz	16QAM	20050	1RB#0	21.85
Band4	20MHz	16QAM	20050	1RB#49	22.61
Band4	20MHz	16QAM	20050	1RB#99	21.78
Band4	20MHz	16QAM	20050	50RB#0	21.11
Band4	20MHz	16QAM	20050	50RB#25	21.25
Band4	20MHz	16QAM	20050	50RB#50	21.08
Band4	20MHz	16QAM	20050	100RB#0	20.90
Band4	20MHz	16QAM	20175	1RB#0	21.80
Band4	20MHz	16QAM	20175	1RB#49	22.52
Band4	20MHz	16QAM	20175	1RB#99	21.86
Band4	20MHz	16QAM	20175	50RB#0	20.86
Band4	20MHz	16QAM	20175	50RB#25	20.86
Band4	20MHz	16QAM	20175	50RB#50	20.93
Band4	20MHz	16QAM	20175	100RB#0	21.02
Band4	20MHz	16QAM	20300	1RB#0	22.81
Band4	20MHz	16QAM	20300	1RB#49	23.05
Band4	20MHz	16QAM	20300	1RB#99	22.79
Band4	20MHz	16QAM	20300	50RB#0	21.01
Band4	20MHz	16QAM	20300	50RB#25	21.01
Band4	20MHz	16QAM	20300	50RB#50	21.04
Band4	20MHz	16QAM	20300	100RB#0	21.04
Band5	1.4MHz	QPSK	20407	1RB#0	23.77
Band5	1.4MHz	QPSK	20407	1RB#3	24.15
Band5	1.4MHz	QPSK	20407	1RB#5	24.16
Band5	1.4MHz	QPSK	20407	3RB#0	24.01
Band5	1.4MHz	QPSK	20407	3RB#2	24.01
Band5	1.4MHz	QPSK	20407	3RB#3	23.93
Band5	1.4MHz	QPSK	20407	6RB#0	22.98
Band5	1.4MHz	QPSK	20525	1RB#0	23.90
Band5	1.4MHz	QPSK	20525	1RB#3	23.88
Band5	1.4MHz	QPSK	20525	1RB#5	23.75
Band5	1.4MHz	QPSK	20525	3RB#0	23.94
Band5	1.4MHz	QPSK	20525	3RB#2	23.82
Band5	1.4MHz	QPSK	20525	3RB#3	23.86

Band5	1.4MHz	QPSK	20525	6RB#0	22.87
Band5	1.4MHz	QPSK	20643	1RB#0	23.89
Band5	1.4MHz	QPSK	20643	1RB#3	23.72
Band5	1.4MHz	QPSK	20643	1RB#5	23.57
Band5	1.4MHz	QPSK	20643	3RB#0	23.79
Band5	1.4MHz	QPSK	20643	3RB#2	23.81
Band5	1.4MHz	QPSK	20643	3RB#3	23.76
Band5	1.4MHz	QPSK	20643	6RB#0	22.76
Band5	1.4MHz	16QAM	20407	1RB#0	22.98
Band5	1.4MHz	16QAM	20407	1RB#3	23.04
Band5	1.4MHz	16QAM	20407	1RB#5	22.90
Band5	1.4MHz	16QAM	20407	3RB#0	22.67
Band5	1.4MHz	16QAM	20407	3RB#2	22.49
Band5	1.4MHz	16QAM	20407	3RB#3	22.59
Band5	1.4MHz	16QAM	20407	6RB#0	21.89
Band5	1.4MHz	16QAM	20525	1RB#0	22.94
Band5	1.4MHz	16QAM	20525	1RB#3	22.95
Band5	1.4MHz	16QAM	20525	1RB#5	22.70
Band5	1.4MHz	16QAM	20525	3RB#0	22.56
Band5	1.4MHz	16QAM	20525	3RB#2	22.76
Band5	1.4MHz	16QAM	20525	3RB#3	22.57
Band5	1.4MHz	16QAM	20525	6RB#0	21.86
Band5	1.4MHz	16QAM	20643	1RB#0	22.72
Band5	1.4MHz	16QAM	20643	1RB#3	22.92
Band5	1.4MHz	16QAM	20643	1RB#5	22.72
Band5	1.4MHz	16QAM	20643	3RB#0	22.40
Band5	1.4MHz	16QAM	20643	3RB#2	22.40
Band5	1.4MHz	16QAM	20643	3RB#3	22.37
Band5	1.4MHz	16QAM	20643	6RB#0	21.70
Band5	3MHz	QPSK	20415	1RB#0	24.00
Band5	3MHz	QPSK	20415	1RB#7	24.20
Band5	3MHz	QPSK	20415	1RB#14	23.84
Band5	3MHz	QPSK	20415	8RB#0	23.01
Band5	3MHz	QPSK	20415	8RB#4	23.01
Band5	3MHz	QPSK	20415	8RB#7	22.95
Band5	3MHz	QPSK	20415	15RB#0	22.94
Band5	3MHz	QPSK	20525	1RB#0	23.83
Band5	3MHz	QPSK	20525	1RB#7	23.97
Band5	3MHz	QPSK	20525	1RB#14	24.01
Band5	3MHz	QPSK	20525	8RB#0	22.96
Band5	3MHz	QPSK	20525	8RB#4	22.97
Band5	3MHz	QPSK	20525	8RB#7	22.91
Band5	3MHz	QPSK	20525	15RB#0	22.92

Band5	3MHz	QPSK	20635	1RB#0	23.58
Band5	3MHz	QPSK	20635	1RB#7	23.64
Band5	3MHz	QPSK	20635	1RB#14	23.72
Band5	3MHz	QPSK	20635	8RB#0	22.81
Band5	3MHz	QPSK	20635	8RB#4	22.72
Band5	3MHz	QPSK	20635	8RB#7	22.73
Band5	3MHz	QPSK	20635	15RB#0	22.86
Band5	3MHz	16QAM	20415	1RB#0	23.00
Band5	3MHz	16QAM	20415	1RB#7	23.03
Band5	3MHz	16QAM	20415	1RB#14	22.55
Band5	3MHz	16QAM	20415	8RB#0	21.89
Band5	3MHz	16QAM	20415	8RB#4	22.09
Band5	3MHz	16QAM	20415	8RB#7	21.84
Band5	3MHz	16QAM	20415	15RB#0	21.84
Band5	3MHz	16QAM	20525	1RB#0	23.10
Band5	3MHz	16QAM	20525	1RB#7	23.35
Band5	3MHz	16QAM	20525	1RB#14	22.72
Band5	3MHz	16QAM	20525	8RB#0	21.89
Band5	3MHz	16QAM	20525	8RB#4	21.85
Band5	3MHz	16QAM	20525	8RB#7	21.88
Band5	3MHz	16QAM	20525	15RB#0	21.93
Band5	3MHz	16QAM	20635	1RB#0	22.70
Band5	3MHz	16QAM	20635	1RB#7	22.73
Band5	3MHz	16QAM	20635	1RB#14	22.61
Band5	3MHz	16QAM	20635	8RB#0	21.93
Band5	3MHz	16QAM	20635	8RB#4	21.94
Band5	3MHz	16QAM	20635	8RB#7	22.02
Band5	3MHz	16QAM	20635	15RB#0	21.71
Band5	5MHz	QPSK	20425	1RB#0	23.83
Band5	5MHz	QPSK	20425	1RB#12	24.12
Band5	5MHz	QPSK	20425	1RB#24	23.87
Band5	5MHz	QPSK	20425	12RB#0	22.94
Band5	5MHz	QPSK	20425	12RB#6	22.95
Band5	5MHz	QPSK	20425	12RB#13	22.92
Band5	5MHz	QPSK	20425	25RB#0	22.94
Band5	5MHz	QPSK	20525	1RB#0	23.90
Band5	5MHz	QPSK	20525	1RB#12	24.01
Band5	5MHz	QPSK	20525	1RB#24	23.90
Band5	5MHz	QPSK	20525	12RB#0	22.91
Band5	5MHz	QPSK	20525	12RB#6	22.92
Band5	5MHz	QPSK	20525	12RB#13	22.82
Band5	5MHz	QPSK	20525	25RB#0	22.87
Band5	5MHz	QPSK	20625	1RB#0	23.71

Band5	5MHz	QPSK	20625	1RB#12	23.86
Band5	5MHz	QPSK	20625	1RB#24	23.64
Band5	5MHz	QPSK	20625	12RB#0	22.83
Band5	5MHz	QPSK	20625	12RB#6	22.76
Band5	5MHz	QPSK	20625	12RB#13	22.81
Band5	5MHz	QPSK	20625	25RB#0	22.80
Band5	5MHz	16QAM	20425	1RB#0	22.85
Band5	5MHz	16QAM	20425	1RB#12	23.38
Band5	5MHz	16QAM	20425	1RB#24	22.88
Band5	5MHz	16QAM	20425	12RB#0	22.03
Band5	5MHz	16QAM	20425	12RB#6	21.99
Band5	5MHz	16QAM	20425	12RB#13	21.88
Band5	5MHz	16QAM	20425	25RB#0	22.03
Band5	5MHz	16QAM	20525	1RB#0	22.78
Band5	5MHz	16QAM	20525	1RB#12	22.89
Band5	5MHz	16QAM	20525	1RB#24	22.76
Band5	5MHz	16QAM	20525	12RB#0	21.85
Band5	5MHz	16QAM	20525	12RB#6	21.85
Band5	5MHz	16QAM	20525	12RB#13	21.95
Band5	5MHz	16QAM	20525	25RB#0	21.72
Band5	5MHz	16QAM	20625	1RB#0	22.61
Band5	5MHz	16QAM	20625	1RB#12	23.16
Band5	5MHz	16QAM	20625	1RB#24	22.67
Band5	5MHz	16QAM	20625	12RB#0	21.57
Band5	5MHz	16QAM	20625	12RB#6	21.58
Band5	5MHz	16QAM	20625	12RB#13	21.65
Band5	5MHz	16QAM	20625	25RB#0	22.02
Band5	10MHz	QPSK	20450	1RB#0	23.59
Band5	10MHz	QPSK	20450	1RB#24	23.80
Band5	10MHz	QPSK	20450	1RB#49	23.88
Band5	10MHz	QPSK	20450	25RB#0	22.91
Band5	10MHz	QPSK	20450	25RB#12	22.91
Band5	10MHz	QPSK	20450	25RB#25	22.92
Band5	10MHz	QPSK	20450	50RB#0	22.91
Band5	10MHz	QPSK	20525	1RB#0	23.69
Band5	10MHz	QPSK	20525	1RB#24	23.99
Band5	10MHz	QPSK	20525	1RB#49	23.84
Band5	10MHz	QPSK	20525	25RB#0	22.87
Band5	10MHz	QPSK	20525	25RB#12	22.89
Band5	10MHz	QPSK	20525	25RB#25	22.89
Band5	10MHz	QPSK	20525	50RB#0	22.87
Band5	10MHz	QPSK	20600	1RB#0	23.70
Band5	10MHz	QPSK	20600	1RB#24	24.12

Band5	10MHz	QPSK	20600	1RB#49	23.72
Band5	10MHz	QPSK	20600	25RB#0	22.81
Band5	10MHz	QPSK	20600	25RB#12	22.83
Band5	10MHz	QPSK	20600	25RB#25	22.79
Band5	10MHz	QPSK	20600	50RB#0	22.78
Band5	10MHz	16QAM	20450	1RB#0	22.87
Band5	10MHz	16QAM	20450	1RB#24	23.10
Band5	10MHz	16QAM	20450	1RB#49	22.76
Band5	10MHz	16QAM	20450	25RB#0	21.87
Band5	10MHz	16QAM	20450	25RB#12	21.96
Band5	10MHz	16QAM	20450	25RB#25	21.97
Band5	10MHz	16QAM	20450	50RB#0	21.99
Band5	10MHz	16QAM	20525	1RB#0	22.63
Band5	10MHz	16QAM	20525	1RB#24	23.01
Band5	10MHz	16QAM	20525	1RB#49	22.63
Band5	10MHz	16QAM	20525	25RB#0	21.88
Band5	10MHz	16QAM	20525	25RB#12	21.89
Band5	10MHz	16QAM	20525	25RB#25	22.00
Band5	10MHz	16QAM	20525	50RB#0	21.97
Band5	10MHz	16QAM	20600	1RB#0	23.14
Band5	10MHz	16QAM	20600	1RB#24	23.30
Band5	10MHz	16QAM	20600	1RB#49	22.59
Band5	10MHz	16QAM	20600	25RB#0	21.92
Band5	10MHz	16QAM	20600	25RB#12	21.92
Band5	10MHz	16QAM	20600	25RB#25	21.92
Band5	10MHz	16QAM	20600	50RB#0	21.86
Band7	5MHz	QPSK	20775	1RB#0	22.95
Band7	5MHz	QPSK	20775	1RB#12	23.16
Band7	5MHz	QPSK	20775	1RB#24	23.09
Band7	5MHz	QPSK	20775	12RB#0	22.15
Band7	5MHz	QPSK	20775	12RB#6	22.07
Band7	5MHz	QPSK	20775	12RB#13	22.10
Band7	5MHz	QPSK	20775	25RB#0	22.06
Band7	5MHz	QPSK	21100	1RB#0	22.99
Band7	5MHz	QPSK	21100	1RB#12	23.34
Band7	5MHz	QPSK	21100	1RB#24	23.14
Band7	5MHz	QPSK	21100	12RB#0	22.28
Band7	5MHz	QPSK	21100	12RB#6	22.30
Band7	5MHz	QPSK	21100	12RB#13	22.26
Band7	5MHz	QPSK	21100	25RB#0	22.30
Band7	5MHz	QPSK	21425	1RB#0	23.38
Band7	5MHz	QPSK	21425	1RB#12	23.45
Band7	5MHz	QPSK	21425	1RB#24	23.37

Band7	5MHz	QPSK	21425	12RB#0	22.60
Band7	5MHz	QPSK	21425	12RB#6	22.52
Band7	5MHz	QPSK	21425	12RB#13	22.44
Band7	5MHz	QPSK	21425	25RB#0	22.49
Band7	5MHz	16QAM	20775	1RB#0	22.09
Band7	5MHz	16QAM	20775	1RB#12	21.99
Band7	5MHz	16QAM	20775	1RB#24	22.07
Band7	5MHz	16QAM	20775	12RB#0	21.31
Band7	5MHz	16QAM	20775	12RB#6	21.31
Band7	5MHz	16QAM	20775	12RB#13	20.98
Band7	5MHz	16QAM	20775	25RB#0	21.05
Band7	5MHz	16QAM	21100	1RB#0	22.14
Band7	5MHz	16QAM	21100	1RB#12	22.72
Band7	5MHz	16QAM	21100	1RB#24	22.27
Band7	5MHz	16QAM	21100	12RB#0	21.20
Band7	5MHz	16QAM	21100	12RB#6	21.25
Band7	5MHz	16QAM	21100	12RB#13	21.29
Band7	5MHz	16QAM	21100	25RB#0	21.42
Band7	5MHz	16QAM	21425	1RB#0	22.43
Band7	5MHz	16QAM	21425	1RB#12	22.50
Band7	5MHz	16QAM	21425	1RB#24	22.41
Band7	5MHz	16QAM	21425	12RB#0	21.50
Band7	5MHz	16QAM	21425	12RB#6	21.51
Band7	5MHz	16QAM	21425	12RB#13	21.55
Band7	5MHz	16QAM	21425	25RB#0	21.52
Band7	10MHz	QPSK	20800	1RB#0	22.98
Band7	10MHz	QPSK	20800	1RB#24	23.03
Band7	10MHz	QPSK	20800	1RB#49	23.03
Band7	10MHz	QPSK	20800	25RB#0	22.12
Band7	10MHz	QPSK	20800	25RB#12	22.13
Band7	10MHz	QPSK	20800	25RB#25	22.14
Band7	10MHz	QPSK	20800	50RB#0	22.10
Band7	10MHz	QPSK	21100	1RB#0	23.11
Band7	10MHz	QPSK	21100	1RB#24	23.34
Band7	10MHz	QPSK	21100	1RB#49	23.19
Band7	10MHz	QPSK	21100	25RB#0	22.33
Band7	10MHz	QPSK	21100	25RB#12	22.35
Band7	10MHz	QPSK	21100	25RB#25	22.33
Band7	10MHz	QPSK	21100	50RB#0	22.29
Band7	10MHz	QPSK	21400	1RB#0	23.33
Band7	10MHz	QPSK	21400	1RB#24	23.47
Band7	10MHz	QPSK	21400	1RB#49	23.36
Band7	10MHz	QPSK	21400	25RB#0	22.59

Band7	10MHz	QPSK	21400	25RB#12	22.60
Band7	10MHz	QPSK	21400	25RB#25	22.60
Band7	10MHz	QPSK	21400	50RB#0	22.61
Band7	10MHz	16QAM	20800	1RB#0	22.01
Band7	10MHz	16QAM	20800	1RB#24	22.36
Band7	10MHz	16QAM	20800	1RB#49	22.00
Band7	10MHz	16QAM	20800	25RB#0	21.10
Band7	10MHz	16QAM	20800	25RB#12	21.01
Band7	10MHz	16QAM	20800	25RB#25	21.18
Band7	10MHz	16QAM	20800	50RB#0	21.01
Band7	10MHz	16QAM	21100	1RB#0	22.09
Band7	10MHz	16QAM	21100	1RB#24	22.42
Band7	10MHz	16QAM	21100	1RB#49	22.37
Band7	10MHz	16QAM	21100	25RB#0	21.36
Band7	10MHz	16QAM	21100	25RB#12	21.36
Band7	10MHz	16QAM	21100	25RB#25	21.45
Band7	10MHz	16QAM	21100	50RB#0	21.42
Band7	10MHz	16QAM	21400	1RB#0	22.49
Band7	10MHz	16QAM	21400	1RB#24	23.08
Band7	10MHz	16QAM	21400	1RB#49	22.84
Band7	10MHz	16QAM	21400	25RB#0	21.70
Band7	10MHz	16QAM	21400	25RB#12	21.52
Band7	10MHz	16QAM	21400	25RB#25	21.73
Band7	10MHz	16QAM	21400	50RB#0	21.71
Band7	15MHz	QPSK	20825	1RB#0	22.82
Band7	15MHz	QPSK	20825	1RB#38	22.98
Band7	15MHz	QPSK	20825	1RB#74	22.99
Band7	15MHz	QPSK	20825	38RB#0	22.06
Band7	15MHz	QPSK	20825	38RB#18	21.98
Band7	15MHz	QPSK	20825	38RB#37	22.06
Band7	15MHz	QPSK	20825	75RB#0	22.06
Band7	15MHz	QPSK	21100	1RB#0	23.06
Band7	15MHz	QPSK	21100	1RB#38	23.23
Band7	15MHz	QPSK	21100	1RB#74	23.21
Band7	15MHz	QPSK	21100	38RB#0	22.15
Band7	15MHz	QPSK	21100	38RB#18	22.21
Band7	15MHz	QPSK	21100	38RB#37	22.31
Band7	15MHz	QPSK	21100	75RB#0	22.37
Band7	15MHz	QPSK	21375	1RB#0	23.29
Band7	15MHz	QPSK	21375	1RB#38	23.43
Band7	15MHz	QPSK	21375	1RB#74	23.34
Band7	15MHz	QPSK	21375	38RB#0	22.48
Band7	15MHz	QPSK	21375	38RB#18	22.31

Band7	15MHz	QPSK	21375	38RB#37	22.68
Band7	15MHz	QPSK	21375	75RB#0	22.56
Band7	15MHz	16QAM	20825	1RB#0	22.03
Band7	15MHz	16QAM	20825	1RB#38	21.96
Band7	15MHz	16QAM	20825	1RB#74	22.05
Band7	15MHz	16QAM	20825	38RB#0	22.03
Band7	15MHz	16QAM	20825	38RB#18	21.98
Band7	15MHz	16QAM	20825	38RB#37	22.05
Band7	15MHz	16QAM	20825	75RB#0	21.05
Band7	15MHz	16QAM	21100	1RB#0	22.16
Band7	15MHz	16QAM	21100	1RB#38	22.21
Band7	15MHz	16QAM	21100	1RB#74	22.29
Band7	15MHz	16QAM	21100	38RB#0	22.16
Band7	15MHz	16QAM	21100	38RB#18	22.22
Band7	15MHz	16QAM	21100	38RB#37	22.30
Band7	15MHz	16QAM	21100	75RB#0	21.44
Band7	15MHz	16QAM	21375	1RB#0	22.50
Band7	15MHz	16QAM	21375	1RB#38	22.35
Band7	15MHz	16QAM	21375	1RB#74	22.67
Band7	15MHz	16QAM	21375	38RB#0	22.66
Band7	15MHz	16QAM	21375	38RB#18	22.46
Band7	15MHz	16QAM	21375	38RB#37	22.67
Band7	15MHz	16QAM	21375	75RB#0	21.59
Band7	20MHz	QPSK	20850	1RB#0	22.99
Band7	20MHz	QPSK	20850	1RB#49	23.13
Band7	20MHz	QPSK	20850	1RB#99	23.02
Band7	20MHz	QPSK	20850	50RB#0	22.08
Band7	20MHz	QPSK	20850	50RB#25	22.09
Band7	20MHz	QPSK	20850	50RB#50	22.12
Band7	20MHz	QPSK	20850	100RB#0	22.11
Band7	20MHz	QPSK	21100	1RB#0	22.99
Band7	20MHz	QPSK	21100	1RB#49	23.47
Band7	20MHz	QPSK	21100	1RB#99	23.13
Band7	20MHz	QPSK	21100	50RB#0	22.26
Band7	20MHz	QPSK	21100	50RB#25	22.28
Band7	20MHz	QPSK	21100	50RB#50	22.41
Band7	20MHz	QPSK	21100	100RB#0	22.37
Band7	20MHz	QPSK	21350	1RB#0	23.25
Band7	20MHz	QPSK	21350	1RB#49	23.65
Band7	20MHz	QPSK	21350	1RB#99	23.41
Band7	20MHz	QPSK	21350	50RB#0	22.50
Band7	20MHz	QPSK	21350	50RB#25	22.52
Band7	20MHz	QPSK	21350	50RB#50	22.61

Band7	20MHz	QPSK	21350	100RB#0	22.54
Band7	20MHz	16QAM	20850	1RB#0	22.73
Band7	20MHz	16QAM	20850	1RB#49	22.98
Band7	20MHz	16QAM	20850	1RB#99	22.70
Band7	20MHz	16QAM	20850	50RB#0	21.04
Band7	20MHz	16QAM	20850	50RB#25	21.05
Band7	20MHz	16QAM	20850	50RB#50	21.06
Band7	20MHz	16QAM	20850	100RB#0	21.04
Band7	20MHz	16QAM	21100	1RB#0	21.96
Band7	20MHz	16QAM	21100	1RB#49	22.49
Band7	20MHz	16QAM	21100	1RB#99	22.16
Band7	20MHz	16QAM	21100	50RB#0	21.34
Band7	20MHz	16QAM	21100	50RB#25	21.55
Band7	20MHz	16QAM	21100	50RB#50	21.41
Band7	20MHz	16QAM	21100	100RB#0	21.38
Band7	20MHz	16QAM	21350	1RB#0	22.54
Band7	20MHz	16QAM	21350	1RB#49	23.08
Band7	20MHz	16QAM	21350	1RB#99	22.45
Band7	20MHz	16QAM	21350	50RB#0	21.57
Band7	20MHz	16QAM	21350	50RB#25	21.64
Band7	20MHz	16QAM	21350	50RB#50	21.72
Band7	20MHz	16QAM	21350	100RB#0	21.45
Band12	1.4MHz	QPSK	23017	1RB#0	23.57
Band12	1.4MHz	QPSK	23017	1RB#3	23.55
Band12	1.4MHz	QPSK	23017	1RB#5	23.57
Band12	1.4MHz	QPSK	23017	3RB#0	23.55
Band12	1.4MHz	QPSK	23017	3RB#2	23.70
Band12	1.4MHz	QPSK	23017	3RB#3	23.69
Band12	1.4MHz	QPSK	23017	6RB#0	22.66
Band12	1.4MHz	QPSK	23095	1RB#0	23.29
Band12	1.4MHz	QPSK	23095	1RB#3	23.67
Band12	1.4MHz	QPSK	23095	1RB#5	23.57
Band12	1.4MHz	QPSK	23095	3RB#0	23.58
Band12	1.4MHz	QPSK	23095	3RB#2	23.57
Band12	1.4MHz	QPSK	23095	3RB#3	23.44
Band12	1.4MHz	QPSK	23095	6RB#0	22.46
Band12	1.4MHz	QPSK	23173	1RB#0	23.59
Band12	1.4MHz	QPSK	23173	1RB#3	23.64
Band12	1.4MHz	QPSK	23173	1RB#5	23.43
Band12	1.4MHz	QPSK	23173	3RB#0	23.49
Band12	1.4MHz	QPSK	23173	3RB#2	23.49
Band12	1.4MHz	QPSK	23173	3RB#3	23.44
Band12	1.4MHz	QPSK	23173	6RB#0	22.53

Band12	1.4MHz	16QAM	23017	1RB#0	22.63
Band12	1.4MHz	16QAM	23017	1RB#3	22.71
Band12	1.4MHz	16QAM	23017	1RB#5	22.57
Band12	1.4MHz	16QAM	23017	3RB#0	22.15
Band12	1.4MHz	16QAM	23017	3RB#2	22.14
Band12	1.4MHz	16QAM	23017	3RB#3	22.31
Band12	1.4MHz	16QAM	23017	6RB#0	21.53
Band12	1.4MHz	16QAM	23095	1RB#0	22.47
Band12	1.4MHz	16QAM	23095	1RB#3	22.73
Band12	1.4MHz	16QAM	23095	1RB#5	22.60
Band12	1.4MHz	16QAM	23095	3RB#0	22.19
Band12	1.4MHz	16QAM	23095	3RB#2	22.19
Band12	1.4MHz	16QAM	23095	3RB#3	22.24
Band12	1.4MHz	16QAM	23095	6RB#0	21.35
Band12	1.4MHz	16QAM	23173	1RB#0	22.64
Band12	1.4MHz	16QAM	23173	1RB#3	22.74
Band12	1.4MHz	16QAM	23173	1RB#5	22.49
Band12	1.4MHz	16QAM	23173	3RB#0	22.34
Band12	1.4MHz	16QAM	23173	3RB#2	22.22
Band12	1.4MHz	16QAM	23173	3RB#3	22.22
Band12	1.4MHz	16QAM	23173	6RB#0	21.47
Band12	3MHz	QPSK	23025	1RB#0	23.34
Band12	3MHz	QPSK	23025	1RB#7	23.46
Band12	3MHz	QPSK	23025	1RB#14	23.39
Band12	3MHz	QPSK	23025	8RB#0	22.58
Band12	3MHz	QPSK	23025	8RB#4	22.70
Band12	3MHz	QPSK	23025	8RB#7	22.62
Band12	3MHz	QPSK	23025	15RB#0	22.72
Band12	3MHz	QPSK	23095	1RB#0	23.58
Band12	3MHz	QPSK	23095	1RB#7	23.46
Band12	3MHz	QPSK	23095	1RB#14	23.21
Band12	3MHz	QPSK	23095	8RB#0	22.50
Band12	3MHz	QPSK	23095	8RB#4	22.59
Band12	3MHz	QPSK	23095	8RB#7	22.51
Band12	3MHz	QPSK	23095	15RB#0	22.50
Band12	3MHz	QPSK	23165	1RB#0	23.77
Band12	3MHz	QPSK	23165	1RB#7	23.80
Band12	3MHz	QPSK	23165	1RB#14	23.43
Band12	3MHz	QPSK	23165	8RB#0	22.55
Band12	3MHz	QPSK	23165	8RB#4	22.56
Band12	3MHz	QPSK	23165	8RB#7	22.48
Band12	3MHz	QPSK	23165	15RB#0	22.57
Band12	3MHz	16QAM	23025	1RB#0	22.37

Band12	3MHz	16QAM	23025	1RB#7	22.48
Band12	3MHz	16QAM	23025	1RB#14	22.39
Band12	3MHz	16QAM	23025	8RB#0	21.70
Band12	3MHz	16QAM	23025	8RB#4	21.70
Band12	3MHz	16QAM	23025	8RB#7	21.72
Band12	3MHz	16QAM	23025	15RB#0	21.64
Band12	3MHz	16QAM	23095	1RB#0	22.37
Band12	3MHz	16QAM	23095	1RB#7	22.37
Band12	3MHz	16QAM	23095	1RB#14	22.31
Band12	3MHz	16QAM	23095	8RB#0	21.54
Band12	3MHz	16QAM	23095	8RB#4	21.60
Band12	3MHz	16QAM	23095	8RB#7	21.67
Band12	3MHz	16QAM	23095	15RB#0	21.39
Band12	3MHz	16QAM	23165	1RB#0	22.22
Band12	3MHz	16QAM	23165	1RB#7	22.63
Band12	3MHz	16QAM	23165	1RB#14	22.40
Band12	3MHz	16QAM	23165	8RB#0	21.65
Band12	3MHz	16QAM	23165	8RB#4	21.35
Band12	3MHz	16QAM	23165	8RB#7	21.38
Band12	3MHz	16QAM	23165	15RB#0	21.29
Band12	5MHz	QPSK	23035	1RB#0	23.41
Band12	5MHz	QPSK	23035	1RB#12	23.72
Band12	5MHz	QPSK	23035	1RB#24	23.59
Band12	5MHz	QPSK	23035	12RB#0	22.61
Band12	5MHz	QPSK	23035	12RB#6	22.51
Band12	5MHz	QPSK	23035	12RB#13	22.58
Band12	5MHz	QPSK	23035	25RB#0	22.60
Band12	5MHz	QPSK	23095	1RB#0	23.30
Band12	5MHz	QPSK	23095	1RB#12	23.49
Band12	5MHz	QPSK	23095	1RB#24	23.17
Band12	5MHz	QPSK	23095	12RB#0	22.56
Band12	5MHz	QPSK	23095	12RB#6	22.46
Band12	5MHz	QPSK	23095	12RB#13	22.46
Band12	5MHz	QPSK	23095	25RB#0	22.48
Band12	5MHz	QPSK	23155	1RB#0	23.36
Band12	5MHz	QPSK	23155	1RB#12	23.39
Band12	5MHz	QPSK	23155	1RB#24	23.31
Band12	5MHz	QPSK	23155	12RB#0	22.46
Band12	5MHz	QPSK	23155	12RB#6	22.48
Band12	5MHz	QPSK	23155	12RB#13	22.40
Band12	5MHz	QPSK	23155	25RB#0	22.44
Band12	5MHz	16QAM	23035	1RB#0	22.47
Band12	5MHz	16QAM	23035	1RB#12	22.54

Band12	5MHz	16QAM	23035	1RB#24	22.64
Band12	5MHz	16QAM	23035	12RB#0	21.65
Band12	5MHz	16QAM	23035	12RB#6	21.65
Band12	5MHz	16QAM	23035	12RB#13	21.74
Band12	5MHz	16QAM	23035	25RB#0	21.69
Band12	5MHz	16QAM	23095	1RB#0	22.36
Band12	5MHz	16QAM	23095	1RB#12	22.96
Band12	5MHz	16QAM	23095	1RB#24	22.36
Band12	5MHz	16QAM	23095	12RB#0	21.26
Band12	5MHz	16QAM	23095	12RB#6	21.26
Band12	5MHz	16QAM	23095	12RB#13	21.50
Band12	5MHz	16QAM	23095	25RB#0	21.50
Band12	5MHz	16QAM	23155	1RB#0	22.21
Band12	5MHz	16QAM	23155	1RB#12	22.91
Band12	5MHz	16QAM	23155	1RB#24	22.36
Band12	5MHz	16QAM	23155	12RB#0	21.46
Band12	5MHz	16QAM	23155	12RB#6	21.46
Band12	5MHz	16QAM	23155	12RB#13	21.46
Band12	5MHz	16QAM	23155	25RB#0	21.56
Band12	10MHz	QPSK	23060	1RB#0	23.57
Band12	10MHz	QPSK	23060	1RB#24	23.46
Band12	10MHz	QPSK	23060	1RB#49	23.19
Band12	10MHz	QPSK	23060	25RB#0	22.57
Band12	10MHz	QPSK	23060	25RB#12	22.57
Band12	10MHz	QPSK	23060	25RB#25	22.44
Band12	10MHz	QPSK	23060	50RB#0	22.55
Band12	10MHz	QPSK	23095	1RB#0	23.17
Band12	10MHz	QPSK	23095	1RB#24	23.44
Band12	10MHz	QPSK	23095	1RB#49	23.31
Band12	10MHz	QPSK	23095	25RB#0	22.50
Band12	10MHz	QPSK	23095	25RB#12	22.50
Band12	10MHz	QPSK	23095	25RB#25	22.51
Band12	10MHz	QPSK	23095	50RB#0	22.50
Band12	10MHz	QPSK	23130	1RB#0	23.38
Band12	10MHz	QPSK	23130	1RB#24	23.78
Band12	10MHz	QPSK	23130	1RB#49	23.21
Band12	10MHz	QPSK	23130	25RB#0	22.53
Band12	10MHz	QPSK	23130	25RB#12	22.54
Band12	10MHz	QPSK	23130	25RB#25	22.49
Band12	10MHz	QPSK	23130	50RB#0	22.49
Band12	10MHz	16QAM	23060	1RB#0	22.46
Band12	10MHz	16QAM	23060	1RB#24	22.78
Band12	10MHz	16QAM	23060	1RB#49	22.40

Band12	10MHz	16QAM	23060	25RB#0	21.52
Band12	10MHz	16QAM	23060	25RB#12	21.61
Band12	10MHz	16QAM	23060	25RB#25	21.61
Band12	10MHz	16QAM	23060	50RB#0	21.42
Band12	10MHz	16QAM	23095	1RB#0	22.43
Band12	10MHz	16QAM	23095	1RB#24	22.66
Band12	10MHz	16QAM	23095	1RB#49	22.33
Band12	10MHz	16QAM	23095	25RB#0	21.35
Band12	10MHz	16QAM	23095	25RB#12	21.35
Band12	10MHz	16QAM	23095	25RB#25	21.58
Band12	10MHz	16QAM	23095	50RB#0	21.47
Band12	10MHz	16QAM	23130	1RB#0	22.44
Band12	10MHz	16QAM	23130	1RB#24	22.81
Band12	10MHz	16QAM	23130	1RB#49	22.24
Band12	10MHz	16QAM	23130	25RB#0	21.60
Band12	10MHz	16QAM	23130	25RB#12	21.60
Band12	10MHz	16QAM	23130	25RB#25	21.61
Band12	10MHz	16QAM	23130	50RB#0	21.60
Band17	5MHz	QPSK	23755	1RB#0	23.58
Band17	5MHz	QPSK	23755	1RB#12	23.72
Band17	5MHz	QPSK	23755	1RB#24	23.53
Band17	5MHz	QPSK	23755	12RB#0	22.56
Band17	5MHz	QPSK	23755	12RB#6	22.57
Band17	5MHz	QPSK	23755	12RB#13	22.58
Band17	5MHz	QPSK	23755	25RB#0	22.59
Band17	5MHz	QPSK	23790	1RB#0	23.23
Band17	5MHz	QPSK	23790	1RB#12	23.43
Band17	5MHz	QPSK	23790	1RB#24	23.35
Band17	5MHz	QPSK	23790	12RB#0	22.47
Band17	5MHz	QPSK	23790	12RB#6	22.47
Band17	5MHz	QPSK	23790	12RB#13	22.52
Band17	5MHz	QPSK	23790	25RB#0	22.50
Band17	5MHz	QPSK	23825	1RB#0	23.45
Band17	5MHz	QPSK	23825	1RB#12	23.37
Band17	5MHz	QPSK	23825	1RB#24	23.38
Band17	5MHz	QPSK	23825	12RB#0	22.56
Band17	5MHz	QPSK	23825	12RB#6	22.46
Band17	5MHz	QPSK	23825	12RB#13	22.47
Band17	5MHz	QPSK	23825	25RB#0	22.52
Band17	5MHz	16QAM	23755	1RB#0	22.51
Band17	5MHz	16QAM	23755	1RB#12	22.49
Band17	5MHz	16QAM	23755	1RB#24	22.59
Band17	5MHz	16QAM	23755	12RB#0	21.61

Band17	5MHz	16QAM	23755	12RB#6	21.61
Band17	5MHz	16QAM	23755	12RB#13	21.64
Band17	5MHz	16QAM	23755	25RB#0	21.55
Band17	5MHz	16QAM	23790	1RB#0	22.42
Band17	5MHz	16QAM	23790	1RB#12	23.01
Band17	5MHz	16QAM	23790	1RB#24	22.06
Band17	5MHz	16QAM	23790	12RB#0	21.27
Band17	5MHz	16QAM	23790	12RB#6	21.47
Band17	5MHz	16QAM	23790	12RB#13	21.44
Band17	5MHz	16QAM	23790	25RB#0	21.53
Band17	5MHz	16QAM	23825	1RB#0	22.40
Band17	5MHz	16QAM	23825	1RB#12	22.51
Band17	5MHz	16QAM	23825	1RB#24	22.44
Band17	5MHz	16QAM	23825	12RB#0	21.44
Band17	5MHz	16QAM	23825	12RB#6	21.45
Band17	5MHz	16QAM	23825	12RB#13	21.53
Band17	5MHz	16QAM	23825	25RB#0	21.72
Band17	10MHz	QPSK	23780	1RB#0	23.48
Band17	10MHz	QPSK	23780	1RB#24	23.73
Band17	10MHz	QPSK	23780	1RB#49	23.50
Band17	10MHz	QPSK	23780	25RB#0	22.68
Band17	10MHz	QPSK	23780	25RB#12	22.67
Band17	10MHz	QPSK	23780	25RB#25	22.61
Band17	10MHz	QPSK	23780	50RB#0	22.60
Band17	10MHz	QPSK	23790	1RB#0	23.35
Band17	10MHz	QPSK	23790	1RB#24	23.85
Band17	10MHz	QPSK	23790	1RB#49	23.28
Band17	10MHz	QPSK	23790	25RB#0	22.54
Band17	10MHz	QPSK	23790	25RB#12	22.56
Band17	10MHz	QPSK	23790	25RB#25	22.52
Band17	10MHz	QPSK	23790	50RB#0	22.60
Band17	10MHz	QPSK	23800	1RB#0	23.14
Band17	10MHz	QPSK	23800	1RB#24	23.43
Band17	10MHz	QPSK	23800	1RB#49	23.23
Band17	10MHz	QPSK	23800	25RB#0	22.57
Band17	10MHz	QPSK	23800	25RB#12	22.58
Band17	10MHz	QPSK	23800	25RB#25	22.56
Band17	10MHz	QPSK	23800	50RB#0	22.58
Band17	10MHz	16QAM	23780	1RB#0	22.43
Band17	10MHz	16QAM	23780	1RB#24	22.85
Band17	10MHz	16QAM	23780	1RB#49	22.35
Band17	10MHz	16QAM	23780	25RB#0	21.76
Band17	10MHz	16QAM	23780	25RB#12	21.75

Band17	10MHz	16QAM	23780	25RB#25	21.74
Band17	10MHz	16QAM	23780	50RB#0	21.70
Band17	10MHz	16QAM	23790	1RB#0	22.92
Band17	10MHz	16QAM	23790	1RB#24	23.29
Band17	10MHz	16QAM	23790	1RB#49	22.71
Band17	10MHz	16QAM	23790	25RB#0	21.66
Band17	10MHz	16QAM	23790	25RB#12	21.56
Band17	10MHz	16QAM	23790	25RB#25	21.53
Band17	10MHz	16QAM	23790	50RB#0	21.69
Band17	10MHz	16QAM	23800	1RB#0	22.42
Band17	10MHz	16QAM	23800	1RB#24	22.98
Band17	10MHz	16QAM	23800	1RB#49	22.37
Band17	10MHz	16QAM	23800	25RB#0	21.43
Band17	10MHz	16QAM	23800	25RB#12	21.43
Band17	10MHz	16QAM	23800	25RB#25	21.63
Band17	10MHz	16QAM	23800	50RB#0	21.65
Band26	1.4MHz	QPSK	26697	1RB#0	23.67
Band26	1.4MHz	QPSK	26697	1RB#3	23.78
Band26	1.4MHz	QPSK	26697	1RB#5	23.81
Band26	1.4MHz	QPSK	26697	3RB#0	23.68
Band26	1.4MHz	QPSK	26697	3RB#2	23.85
Band26	1.4MHz	QPSK	26697	3RB#3	23.66
Band26	1.4MHz	QPSK	26697	6RB#0	22.58
Band26	1.4MHz	QPSK	26740	1RB#0	23.53
Band26	1.4MHz	QPSK	26740	1RB#3	23.55
Band26	1.4MHz	QPSK	26740	1RB#5	23.61
Band26	1.4MHz	QPSK	26740	3RB#0	23.67
Band26	1.4MHz	QPSK	26740	3RB#2	23.67
Band26	1.4MHz	QPSK	26740	3RB#3	23.60
Band26	1.4MHz	QPSK	26740	6RB#0	22.61
Band26	1.4MHz	QPSK	26783	1RB#0	23.51
Band26	1.4MHz	QPSK	26783	1RB#3	23.77
Band26	1.4MHz	QPSK	26783	1RB#5	23.59
Band26	1.4MHz	QPSK	26783	3RB#0	23.57
Band26	1.4MHz	QPSK	26783	3RB#2	23.57
Band26	1.4MHz	QPSK	26783	3RB#3	23.58
Band26	1.4MHz	QPSK	26783	6RB#0	22.58
Band26	1.4MHz	16QAM	26697	1RB#0	22.64
Band26	1.4MHz	16QAM	26697	1RB#3	22.81
Band26	1.4MHz	16QAM	26697	1RB#5	22.74
Band26	1.4MHz	16QAM	26697	3RB#0	22.74
Band26	1.4MHz	16QAM	26697	3RB#2	22.73
Band26	1.4MHz	16QAM	26697	3RB#3	22.74

Band26	1.4MHz	16QAM	26697	6RB#0	21.47
Band26	1.4MHz	16QAM	26740	1RB#0	23.18
Band26	1.4MHz	16QAM	26740	1RB#3	23.20
Band26	1.4MHz	16QAM	26740	1RB#5	23.16
Band26	1.4MHz	16QAM	26740	3RB#0	22.91
Band26	1.4MHz	16QAM	26740	3RB#2	22.48
Band26	1.4MHz	16QAM	26740	3RB#3	22.36
Band26	1.4MHz	16QAM	26740	6RB#0	21.67
Band26	1.4MHz	16QAM	26783	1RB#0	22.53
Band26	1.4MHz	16QAM	26783	1RB#3	23.30
Band26	1.4MHz	16QAM	26783	1RB#5	22.43
Band26	1.4MHz	16QAM	26783	3RB#0	22.40
Band26	1.4MHz	16QAM	26783	3RB#2	22.40
Band26	1.4MHz	16QAM	26783	3RB#3	22.24
Band26	1.4MHz	16QAM	26783	6RB#0	21.79
Band26	3MHz	QPSK	26705	1RB#0	23.57
Band26	3MHz	QPSK	26705	1RB#7	23.48
Band26	3MHz	QPSK	26705	1RB#14	23.71
Band26	3MHz	QPSK	26705	8RB#0	22.66
Band26	3MHz	QPSK	26705	8RB#4	22.67
Band26	3MHz	QPSK	26705	8RB#7	22.81
Band26	3MHz	QPSK	26705	15RB#0	22.66
Band26	3MHz	QPSK	26740	1RB#0	23.65
Band26	3MHz	QPSK	26740	1RB#7	23.49
Band26	3MHz	QPSK	26740	1RB#14	23.81
Band26	3MHz	QPSK	26740	8RB#0	22.76
Band26	3MHz	QPSK	26740	8RB#4	22.62
Band26	3MHz	QPSK	26740	8RB#7	22.67
Band26	3MHz	QPSK	26740	15RB#0	22.66
Band26	3MHz	QPSK	26775	1RB#0	23.58
Band26	3MHz	QPSK	26775	1RB#7	23.38
Band26	3MHz	QPSK	26775	1RB#14	23.61
Band26	3MHz	QPSK	26775	8RB#0	22.53
Band26	3MHz	QPSK	26775	8RB#4	22.54
Band26	3MHz	QPSK	26775	8RB#7	22.64
Band26	3MHz	QPSK	26775	15RB#0	22.55
Band26	3MHz	16QAM	26705	1RB#0	22.39
Band26	3MHz	16QAM	26705	1RB#7	22.79
Band26	3MHz	16QAM	26705	1RB#14	22.82
Band26	3MHz	16QAM	26705	8RB#0	21.67
Band26	3MHz	16QAM	26705	8RB#4	21.64
Band26	3MHz	16QAM	26705	8RB#7	21.81
Band26	3MHz	16QAM	26705	15RB#0	21.57

Band26	3MHz	16QAM	26740	1RB#0	23.13
Band26	3MHz	16QAM	26740	1RB#7	23.05
Band26	3MHz	16QAM	26740	1RB#14	22.42
Band26	3MHz	16QAM	26740	8RB#0	21.76
Band26	3MHz	16QAM	26740	8RB#4	21.61
Band26	3MHz	16QAM	26740	8RB#7	21.53
Band26	3MHz	16QAM	26740	15RB#0	21.60
Band26	3MHz	16QAM	26775	1RB#0	22.59
Band26	3MHz	16QAM	26775	1RB#7	22.43
Band26	3MHz	16QAM	26775	1RB#14	22.39
Band26	3MHz	16QAM	26775	8RB#0	21.77
Band26	3MHz	16QAM	26775	8RB#4	21.65
Band26	3MHz	16QAM	26775	8RB#7	21.65
Band26	3MHz	16QAM	26775	15RB#0	21.65
Band26	5MHz	QPSK	26715	1RB#0	23.73
Band26	5MHz	QPSK	26715	1RB#12	23.52
Band26	5MHz	QPSK	26715	1RB#24	23.58
Band26	5MHz	QPSK	26715	12RB#0	22.67
Band26	5MHz	QPSK	26715	12RB#6	22.67
Band26	5MHz	QPSK	26715	12RB#13	22.92
Band26	5MHz	QPSK	26715	25RB#0	22.51
Band26	5MHz	QPSK	26740	1RB#0	23.53
Band26	5MHz	QPSK	26740	1RB#12	23.65
Band26	5MHz	QPSK	26740	1RB#24	23.50
Band26	5MHz	QPSK	26740	12RB#0	22.62
Band26	5MHz	QPSK	26740	12RB#6	22.61
Band26	5MHz	QPSK	26740	12RB#13	22.58
Band26	5MHz	QPSK	26740	25RB#0	22.83
Band26	5MHz	QPSK	26765	1RB#0	23.42
Band26	5MHz	QPSK	26765	1RB#12	23.60
Band26	5MHz	QPSK	26765	1RB#24	23.78
Band26	5MHz	QPSK	26765	12RB#0	22.60
Band26	5MHz	QPSK	26765	12RB#6	22.60
Band26	5MHz	QPSK	26765	12RB#13	22.61
Band26	5MHz	QPSK	26765	25RB#0	22.56
Band26	5MHz	16QAM	26715	1RB#0	22.61
Band26	5MHz	16QAM	26715	1RB#12	22.52
Band26	5MHz	16QAM	26715	1RB#24	22.46
Band26	5MHz	16QAM	26715	12RB#0	21.83
Band26	5MHz	16QAM	26715	12RB#6	21.85
Band26	5MHz	16QAM	26715	12RB#13	21.45
Band26	5MHz	16QAM	26715	25RB#0	21.79
Band26	5MHz	16QAM	26740	1RB#0	22.74

Band26	5MHz	16QAM	26740	1RB#12	22.46
Band26	5MHz	16QAM	26740	1RB#24	22.52
Band26	5MHz	16QAM	26740	12RB#0	21.51
Band26	5MHz	16QAM	26740	12RB#6	21.40
Band26	5MHz	16QAM	26740	12RB#13	21.61
Band26	5MHz	16QAM	26740	25RB#0	21.86
Band26	5MHz	16QAM	26765	1RB#0	22.62
Band26	5MHz	16QAM	26765	1RB#12	22.63
Band26	5MHz	16QAM	26765	1RB#24	22.56
Band26	5MHz	16QAM	26765	12RB#0	21.59
Band26	5MHz	16QAM	26765	12RB#6	21.59
Band26	5MHz	16QAM	26765	12RB#13	21.59
Band26	5MHz	16QAM	26765	25RB#0	21.78
Band26	10MHz	QPSK	26740	1RB#0	23.28
Band26	10MHz	QPSK	26740	1RB#24	23.51
Band26	10MHz	QPSK	26740	1RB#49	23.50
Band26	10MHz	QPSK	26740	25RB#0	22.69
Band26	10MHz	QPSK	26740	25RB#12	22.59
Band26	10MHz	QPSK	26740	25RB#25	22.57
Band26	10MHz	QPSK	26740	50RB#0	22.53
Band26	10MHz	16QAM	26740	1RB#0	22.50
Band26	10MHz	16QAM	26740	1RB#24	22.42
Band26	10MHz	16QAM	26740	1RB#49	22.46
Band26	10MHz	16QAM	26740	25RB#0	21.44
Band26	10MHz	16QAM	26740	25RB#12	21.66
Band26	10MHz	16QAM	26740	25RB#25	21.54
Band26	10MHz	16QAM	26740	50RB#0	21.51
Band38	5MHz	QPSK	37775	1RB#0	23.58
Band38	5MHz	QPSK	37775	1RB#12	23.73
Band38	5MHz	QPSK	37775	1RB#24	23.71
Band38	5MHz	QPSK	37775	12RB#0	22.80
Band38	5MHz	QPSK	37775	12RB#6	22.82
Band38	5MHz	QPSK	37775	12RB#13	22.84
Band38	5MHz	QPSK	37775	25RB#0	22.78
Band38	5MHz	QPSK	38000	1RB#0	23.53
Band38	5MHz	QPSK	38000	1RB#12	23.78
Band38	5MHz	QPSK	38000	1RB#24	23.55
Band38	5MHz	QPSK	38000	12RB#0	22.70
Band38	5MHz	QPSK	38000	12RB#6	22.68
Band38	5MHz	QPSK	38000	12RB#13	22.62
Band38	5MHz	QPSK	38000	25RB#0	22.69
Band38	5MHz	QPSK	38225	1RB#0	23.21
Band38	5MHz	QPSK	38225	1RB#12	23.66

Band38	5MHz	QPSK	38225	1RB#24	23.27
Band38	5MHz	QPSK	38225	12RB#0	22.49
Band38	5MHz	QPSK	38225	12RB#6	22.46
Band38	5MHz	QPSK	38225	12RB#13	22.42
Band38	5MHz	QPSK	38225	25RB#0	22.38
Band38	5MHz	16QAM	37775	1RB#0	22.09
Band38	5MHz	16QAM	37775	1RB#12	22.52
Band38	5MHz	16QAM	37775	1RB#24	22.28
Band38	5MHz	16QAM	37775	12RB#0	21.55
Band38	5MHz	16QAM	37775	12RB#6	21.60
Band38	5MHz	16QAM	37775	12RB#13	21.57
Band38	5MHz	16QAM	37775	25RB#0	21.79
Band38	5MHz	16QAM	38000	1RB#0	22.07
Band38	5MHz	16QAM	38000	1RB#12	22.31
Band38	5MHz	16QAM	38000	1RB#24	22.02
Band38	5MHz	16QAM	38000	12RB#0	21.46
Band38	5MHz	16QAM	38000	12RB#6	21.60
Band38	5MHz	16QAM	38000	12RB#13	21.59
Band38	5MHz	16QAM	38000	25RB#0	21.49
Band38	5MHz	16QAM	38225	1RB#0	21.71
Band38	5MHz	16QAM	38225	1RB#12	22.14
Band38	5MHz	16QAM	38225	1RB#24	21.96
Band38	5MHz	16QAM	38225	12RB#0	21.34
Band38	5MHz	16QAM	38225	12RB#6	21.46
Band38	5MHz	16QAM	38225	12RB#13	21.31
Band38	5MHz	16QAM	38225	25RB#0	21.48
Band38	10MHz	QPSK	37800	1RB#0	23.73
Band38	10MHz	QPSK	37800	1RB#24	23.98
Band38	10MHz	QPSK	37800	1RB#49	23.85
Band38	10MHz	QPSK	37800	25RB#0	22.82
Band38	10MHz	QPSK	37800	25RB#12	22.87
Band38	10MHz	QPSK	37800	25RB#25	22.69
Band38	10MHz	QPSK	37800	50RB#0	22.89
Band38	10MHz	QPSK	38000	1RB#0	23.66
Band38	10MHz	QPSK	38000	1RB#24	23.98
Band38	10MHz	QPSK	38000	1RB#49	23.72
Band38	10MHz	QPSK	38000	25RB#0	22.68
Band38	10MHz	QPSK	38000	25RB#12	22.70
Band38	10MHz	QPSK	38000	25RB#25	22.65
Band38	10MHz	QPSK	38000	50RB#0	22.72
Band38	10MHz	QPSK	38200	1RB#0	23.46
Band38	10MHz	QPSK	38200	1RB#24	23.70
Band38	10MHz	QPSK	38200	1RB#49	23.28

Band38	10MHz	QPSK	38200	25RB#0	22.45
Band38	10MHz	QPSK	38200	25RB#12	22.51
Band38	10MHz	QPSK	38200	25RB#25	22.37
Band38	10MHz	QPSK	38200	50RB#0	22.55
Band38	10MHz	16QAM	37800	1RB#0	22.38
Band38	10MHz	16QAM	37800	1RB#24	22.52
Band38	10MHz	16QAM	37800	1RB#49	22.39
Band38	10MHz	16QAM	37800	25RB#0	21.77
Band38	10MHz	16QAM	37800	25RB#12	21.80
Band38	10MHz	16QAM	37800	25RB#25	21.62
Band38	10MHz	16QAM	37800	50RB#0	21.82
Band38	10MHz	16QAM	38000	1RB#0	22.04
Band38	10MHz	16QAM	38000	1RB#24	22.40
Band38	10MHz	16QAM	38000	1RB#49	22.26
Band38	10MHz	16QAM	38000	25RB#0	21.71
Band38	10MHz	16QAM	38000	25RB#12	21.76
Band38	10MHz	16QAM	38000	25RB#25	21.71
Band38	10MHz	16QAM	38000	50RB#0	21.64
Band38	10MHz	16QAM	38200	1RB#0	22.05
Band38	10MHz	16QAM	38200	1RB#24	22.26
Band38	10MHz	16QAM	38200	1RB#49	21.99
Band38	10MHz	16QAM	38200	25RB#0	21.60
Band38	10MHz	16QAM	38200	25RB#12	21.53
Band38	10MHz	16QAM	38200	25RB#25	21.30
Band38	10MHz	16QAM	38200	50RB#0	21.54
Band38	15MHz	QPSK	37825	1RB#0	23.68
Band38	15MHz	QPSK	37825	1RB#38	23.76
Band38	15MHz	QPSK	37825	1RB#74	23.72
Band38	15MHz	QPSK	37825	38RB#0	23.74
Band38	15MHz	QPSK	37825	38RB#18	23.73
Band38	15MHz	QPSK	37825	38RB#37	23.77
Band38	15MHz	QPSK	37825	75RB#0	22.72
Band38	15MHz	QPSK	38000	1RB#0	23.60
Band38	15MHz	QPSK	38000	1RB#38	23.60
Band38	15MHz	QPSK	38000	1RB#74	23.44
Band38	15MHz	QPSK	38000	38RB#0	23.57
Band38	15MHz	QPSK	38000	38RB#18	23.73
Band38	15MHz	QPSK	38000	38RB#37	23.99
Band38	15MHz	QPSK	38000	75RB#0	22.71
Band38	15MHz	QPSK	38175	1RB#0	23.26
Band38	15MHz	QPSK	38175	1RB#38	23.36
Band38	15MHz	QPSK	38175	1RB#74	23.31
Band38	15MHz	QPSK	38175	38RB#0	23.39

Band38	15MHz	QPSK	38175	38RB#18	23.27
Band38	15MHz	QPSK	38175	38RB#37	23.56
Band38	15MHz	QPSK	38175	75RB#0	22.45
Band38	15MHz	16QAM	37825	1RB#0	22.49
Band38	15MHz	16QAM	37825	1RB#38	22.49
Band38	15MHz	16QAM	37825	1RB#74	22.49
Band38	15MHz	16QAM	37825	38RB#0	22.55
Band38	15MHz	16QAM	37825	38RB#18	22.56
Band38	15MHz	16QAM	37825	38RB#37	22.34
Band38	15MHz	16QAM	37825	75RB#0	21.76
Band38	15MHz	16QAM	38000	1RB#0	22.35
Band38	15MHz	16QAM	38000	1RB#38	22.30
Band38	15MHz	16QAM	38000	1RB#74	22.13
Band38	15MHz	16QAM	38000	38RB#0	22.32
Band38	15MHz	16QAM	38000	38RB#18	22.03
Band38	15MHz	16QAM	38000	38RB#37	22.57
Band38	15MHz	16QAM	38000	75RB#0	21.61
Band38	15MHz	16QAM	38175	1RB#0	22.04
Band38	15MHz	16QAM	38175	1RB#38	22.07
Band38	15MHz	16QAM	38175	1RB#74	22.15
Band38	15MHz	16QAM	38175	38RB#0	22.03
Band38	15MHz	16QAM	38175	38RB#18	22.14
Band38	15MHz	16QAM	38175	38RB#37	22.05
Band38	15MHz	16QAM	38175	75RB#0	21.37
Band38	20MHz	QPSK	37850	1RB#0	23.58
Band38	20MHz	QPSK	37850	1RB#49	24.09
Band38	20MHz	QPSK	37850	1RB#99	23.47
Band38	20MHz	QPSK	37850	50RB#0	22.85
Band38	20MHz	QPSK	37850	50RB#25	22.77
Band38	20MHz	QPSK	37850	50RB#50	22.69
Band38	20MHz	QPSK	37850	100RB#0	22.79
Band38	20MHz	QPSK	38000	1RB#0	23.71
Band38	20MHz	QPSK	38000	1RB#49	23.93
Band38	20MHz	QPSK	38000	1RB#99	23.12
Band38	20MHz	QPSK	38000	50RB#0	22.73
Band38	20MHz	QPSK	38000	50RB#25	22.80
Band38	20MHz	QPSK	38000	50RB#50	22.56
Band38	20MHz	QPSK	38000	100RB#0	22.61
Band38	20MHz	QPSK	38150	1RB#0	23.58
Band38	20MHz	QPSK	38150	1RB#49	23.63
Band38	20MHz	QPSK	38150	1RB#99	23.27
Band38	20MHz	QPSK	38150	50RB#0	22.45
Band38	20MHz	QPSK	38150	50RB#25	22.43

Band38	20MHz	QPSK	38150	50RB#50	22.36
Band38	20MHz	QPSK	38150	100RB#0	22.36
Band38	20MHz	16QAM	37850	1RB#0	22.45
Band38	20MHz	16QAM	37850	1RB#49	22.52
Band38	20MHz	16QAM	37850	1RB#99	22.19
Band38	20MHz	16QAM	37850	50RB#0	21.72
Band38	20MHz	16QAM	37850	50RB#25	21.79
Band38	20MHz	16QAM	37850	50RB#50	21.62
Band38	20MHz	16QAM	37850	100RB#0	21.76
Band38	20MHz	16QAM	38000	1RB#0	22.31
Band38	20MHz	16QAM	38000	1RB#49	22.07
Band38	20MHz	16QAM	38000	1RB#99	21.90
Band38	20MHz	16QAM	38000	50RB#0	21.58
Band38	20MHz	16QAM	38000	50RB#25	21.72
Band38	20MHz	16QAM	38000	50RB#50	21.52
Band38	20MHz	16QAM	38000	100RB#0	21.56
Band38	20MHz	16QAM	38150	1RB#0	22.34
Band38	20MHz	16QAM	38150	1RB#49	21.81
Band38	20MHz	16QAM	38150	1RB#99	22.07
Band38	20MHz	16QAM	38150	50RB#0	21.30
Band38	20MHz	16QAM	38150	50RB#25	21.34
Band38	20MHz	16QAM	38150	50RB#50	21.35
Band38	20MHz	16QAM	38150	100RB#0	21.29
Band41	5MHz	QPSK	40065	1RB#0	23.17
Band41	5MHz	QPSK	40065	1RB#12	23.26
Band41	5MHz	QPSK	40065	1RB#24	23.00
Band41	5MHz	QPSK	40065	12RB#0	22.32
Band41	5MHz	QPSK	40065	12RB#6	22.30
Band41	5MHz	QPSK	40065	12RB#13	22.26
Band41	5MHz	QPSK	40065	25RB#0	22.26
Band41	5MHz	QPSK	40590	1RB#0	23.27
Band41	5MHz	QPSK	40590	1RB#12	23.42
Band41	5MHz	QPSK	40590	1RB#24	23.31
Band41	5MHz	QPSK	40590	12RB#0	22.58
Band41	5MHz	QPSK	40590	12RB#6	22.59
Band41	5MHz	QPSK	40590	12RB#13	22.48
Band41	5MHz	QPSK	40590	25RB#0	22.60
Band41	5MHz	QPSK	41215	1RB#0	23.51
Band41	5MHz	QPSK	41215	1RB#12	23.97
Band41	5MHz	QPSK	41215	1RB#24	23.57
Band41	5MHz	QPSK	41215	12RB#0	22.80
Band41	5MHz	QPSK	41215	12RB#6	22.76
Band41	5MHz	QPSK	41215	12RB#13	22.69

Band41	5MHz	QPSK	41215	25RB#0	22.73
Band41	5MHz	16QAM	40065	1RB#0	21.77
Band41	5MHz	16QAM	40065	1RB#12	22.79
Band41	5MHz	16QAM	40065	1RB#24	21.48
Band41	5MHz	16QAM	40065	12RB#0	21.20
Band41	5MHz	16QAM	40065	12RB#6	21.24
Band41	5MHz	16QAM	40065	12RB#13	21.10
Band41	5MHz	16QAM	40065	25RB#0	21.31
Band41	5MHz	16QAM	40590	1RB#0	21.79
Band41	5MHz	16QAM	40590	1RB#12	22.10
Band41	5MHz	16QAM	40590	1RB#24	21.85
Band41	5MHz	16QAM	40590	12RB#0	21.50
Band41	5MHz	16QAM	40590	12RB#6	21.55
Band41	5MHz	16QAM	40590	12RB#13	21.52
Band41	5MHz	16QAM	40590	25RB#0	21.46
Band41	5MHz	16QAM	41215	1RB#0	22.28
Band41	5MHz	16QAM	41215	1RB#12	22.34
Band41	5MHz	16QAM	41215	1RB#24	22.28
Band41	5MHz	16QAM	41215	12RB#0	21.64
Band41	5MHz	16QAM	41215	12RB#6	21.73
Band41	5MHz	16QAM	41215	12RB#13	21.66
Band41	5MHz	16QAM	41215	25RB#0	21.80
Band41	10MHz	QPSK	40090	1RB#0	23.15
Band41	10MHz	QPSK	40090	1RB#24	23.36
Band41	10MHz	QPSK	40090	1RB#49	23.21
Band41	10MHz	QPSK	40090	25RB#0	22.29
Band41	10MHz	QPSK	40090	25RB#12	22.34
Band41	10MHz	QPSK	40090	25RB#25	22.24
Band41	10MHz	QPSK	40090	50RB#0	22.38
Band41	10MHz	QPSK	40590	1RB#0	23.46
Band41	10MHz	QPSK	40590	1RB#24	23.58
Band41	10MHz	QPSK	40590	1RB#49	23.45
Band41	10MHz	QPSK	40590	25RB#0	22.61
Band41	10MHz	QPSK	40590	25RB#12	22.52
Band41	10MHz	QPSK	40590	25RB#25	22.54
Band41	10MHz	QPSK	40590	50RB#0	22.63
Band41	10MHz	QPSK	41190	1RB#0	23.66
Band41	10MHz	QPSK	41190	1RB#24	23.95
Band41	10MHz	QPSK	41190	1RB#49	23.56
Band41	10MHz	QPSK	41190	25RB#0	22.73
Band41	10MHz	QPSK	41190	25RB#12	22.78
Band41	10MHz	QPSK	41190	25RB#25	22.66
Band41	10MHz	QPSK	41190	50RB#0	22.77

Band41	10MHz	16QAM	40090	1RB#0	21.89
Band41	10MHz	16QAM	40090	1RB#24	21.98
Band41	10MHz	16QAM	40090	1RB#49	21.61
Band41	10MHz	16QAM	40090	25RB#0	21.37
Band41	10MHz	16QAM	40090	25RB#12	21.38
Band41	10MHz	16QAM	40090	25RB#25	21.38
Band41	10MHz	16QAM	40090	50RB#0	21.23
Band41	10MHz	16QAM	40590	1RB#0	22.16
Band41	10MHz	16QAM	40590	1RB#24	21.90
Band41	10MHz	16QAM	40590	1RB#49	22.11
Band41	10MHz	16QAM	40590	25RB#0	21.78
Band41	10MHz	16QAM	40590	25RB#12	21.69
Band41	10MHz	16QAM	40590	25RB#25	21.61
Band41	10MHz	16QAM	40590	50RB#0	21.55
Band41	10MHz	16QAM	41190	1RB#0	22.23
Band41	10MHz	16QAM	41190	1RB#24	22.58
Band41	10MHz	16QAM	41190	1RB#49	22.37
Band41	10MHz	16QAM	41190	25RB#0	21.92
Band41	10MHz	16QAM	41190	25RB#12	21.77
Band41	10MHz	16QAM	41190	25RB#25	21.65
Band41	10MHz	16QAM	41190	50RB#0	21.65
Band41	15MHz	QPSK	40115	1RB#0	23.15
Band41	15MHz	QPSK	40115	1RB#38	23.17
Band41	15MHz	QPSK	40115	1RB#74	23.25
Band41	15MHz	QPSK	40115	38RB#0	23.23
Band41	15MHz	QPSK	40115	38RB#18	23.19
Band41	15MHz	QPSK	40115	38RB#37	23.56
Band41	15MHz	QPSK	40115	75RB#0	22.34
Band41	15MHz	QPSK	40590	1RB#0	23.44
Band41	15MHz	QPSK	40590	1RB#38	23.49
Band41	15MHz	QPSK	40590	1RB#74	23.46
Band41	15MHz	QPSK	40590	38RB#0	23.39
Band41	15MHz	QPSK	40590	38RB#18	23.58
Band41	15MHz	QPSK	40590	38RB#37	23.55
Band41	15MHz	QPSK	40590	75RB#0	22.56
Band41	15MHz	QPSK	41165	1RB#0	23.57
Band41	15MHz	QPSK	41165	1RB#38	23.65
Band41	15MHz	QPSK	41165	1RB#74	23.67
Band41	15MHz	QPSK	41165	38RB#0	23.70
Band41	15MHz	QPSK	41165	38RB#18	23.72
Band41	15MHz	QPSK	41165	38RB#37	23.71
Band41	15MHz	QPSK	41165	75RB#0	22.72
Band41	15MHz	16QAM	40115	1RB#0	21.97

Band41	15MHz	16QAM	40115	1RB#38	21.88
Band41	15MHz	16QAM	40115	1RB#74	22.05
Band41	15MHz	16QAM	40115	38RB#0	22.08
Band41	15MHz	16QAM	40115	38RB#18	22.08
Band41	15MHz	16QAM	40115	38RB#37	22.22
Band41	15MHz	16QAM	40115	75RB#0	21.29
Band41	15MHz	16QAM	40590	1RB#0	22.21
Band41	15MHz	16QAM	40590	1RB#38	21.81
Band41	15MHz	16QAM	40590	1RB#74	22.22
Band41	15MHz	16QAM	40590	38RB#0	22.33
Band41	15MHz	16QAM	40590	38RB#18	21.87
Band41	15MHz	16QAM	40590	38RB#37	22.49
Band41	15MHz	16QAM	40590	75RB#0	21.55
Band41	15MHz	16QAM	41165	1RB#0	22.32
Band41	15MHz	16QAM	41165	1RB#38	22.30
Band41	15MHz	16QAM	41165	1RB#74	22.53
Band41	15MHz	16QAM	41165	38RB#0	22.32
Band41	15MHz	16QAM	41165	38RB#18	22.39
Band41	15MHz	16QAM	41165	38RB#37	22.61
Band41	15MHz	16QAM	41165	75RB#0	21.81
Band41	20MHz	QPSK	40140	1RB#0	23.19
Band41	20MHz	QPSK	40140	1RB#49	23.44
Band41	20MHz	QPSK	40140	1RB#99	23.13
Band41	20MHz	QPSK	40140	50RB#0	22.35
Band41	20MHz	QPSK	40140	50RB#25	22.36
Band41	20MHz	QPSK	40140	50RB#50	22.36
Band41	20MHz	QPSK	40140	100RB#0	22.37
Band41	20MHz	QPSK	40590	1RB#0	23.38
Band41	20MHz	QPSK	40590	1RB#49	23.75
Band41	20MHz	QPSK	40590	1RB#99	23.41
Band41	20MHz	QPSK	40590	50RB#0	22.64
Band41	20MHz	QPSK	40590	50RB#25	22.57
Band41	20MHz	QPSK	40590	50RB#50	22.54
Band41	20MHz	QPSK	40590	100RB#0	22.60
Band41	20MHz	QPSK	41140	1RB#0	23.55
Band41	20MHz	QPSK	41140	1RB#49	23.88
Band41	20MHz	QPSK	41140	1RB#99	23.54
Band41	20MHz	QPSK	41140	50RB#0	22.66
Band41	20MHz	QPSK	41140	50RB#25	22.71
Band41	20MHz	QPSK	41140	50RB#50	22.67
Band41	20MHz	QPSK	41140	100RB#0	22.69
Band41	20MHz	16QAM	40140	1RB#0	22.13
Band41	20MHz	16QAM	40140	1RB#49	22.79

Band41	20MHz	16QAM	40140	1RB#99	21.88
Band41	20MHz	16QAM	40140	50RB#0	21.31
Band41	20MHz	16QAM	40140	50RB#25	21.30
Band41	20MHz	16QAM	40140	50RB#50	21.29
Band41	20MHz	16QAM	40140	100RB#0	21.24
Band41	20MHz	16QAM	40590	1RB#0	22.26
Band41	20MHz	16QAM	40590	1RB#49	22.61
Band41	20MHz	16QAM	40590	1RB#99	22.24
Band41	20MHz	16QAM	40590	50RB#0	21.53
Band41	20MHz	16QAM	40590	50RB#25	21.53
Band41	20MHz	16QAM	40590	50RB#50	21.60
Band41	20MHz	16QAM	40590	100RB#0	21.61
Band41	20MHz	16QAM	41140	1RB#0	22.24
Band41	20MHz	16QAM	41140	1RB#49	22.72
Band41	20MHz	16QAM	41140	1RB#99	22.32
Band41	20MHz	16QAM	41140	50RB#0	21.66
Band41	20MHz	16QAM	41140	50RB#25	21.72
Band41	20MHz	16QAM	41140	50RB#50	21.74
Band41	20MHz	16QAM	41140	100RB#0	21.70
Band66	1.4MHz	QPSK	131979	1RB#0	23.25
Band66	1.4MHz	QPSK	131979	1RB#3	23.44
Band66	1.4MHz	QPSK	131979	1RB#5	23.42
Band66	1.4MHz	QPSK	131979	3RB#0	23.37
Band66	1.4MHz	QPSK	131979	3RB#2	23.36
Band66	1.4MHz	QPSK	131979	3RB#3	23.34
Band66	1.4MHz	QPSK	131979	6RB#0	22.35
Band66	1.4MHz	QPSK	132322	1RB#0	23.36
Band66	1.4MHz	QPSK	132322	1RB#3	23.62
Band66	1.4MHz	QPSK	132322	1RB#5	23.36
Band66	1.4MHz	QPSK	132322	3RB#0	23.43
Band66	1.4MHz	QPSK	132322	3RB#2	23.52
Band66	1.4MHz	QPSK	132322	3RB#3	23.35
Band66	1.4MHz	QPSK	132322	6RB#0	22.49
Band66	1.4MHz	QPSK	132665	1RB#0	23.33
Band66	1.4MHz	QPSK	132665	1RB#3	23.21
Band66	1.4MHz	QPSK	132665	1RB#5	23.39
Band66	1.4MHz	QPSK	132665	3RB#0	23.37
Band66	1.4MHz	QPSK	132665	3RB#2	23.28
Band66	1.4MHz	QPSK	132665	3RB#3	23.18
Band66	1.4MHz	QPSK	132665	6RB#0	22.39
Band66	1.4MHz	16QAM	131979	1RB#0	22.12
Band66	1.4MHz	16QAM	131979	1RB#3	22.38
Band66	1.4MHz	16QAM	131979	1RB#5	22.14

Band66	1.4MHz	16QAM	131979	3RB#0	22.32
Band66	1.4MHz	16QAM	131979	3RB#2	22.32
Band66	1.4MHz	16QAM	131979	3RB#3	22.37
Band66	1.4MHz	16QAM	131979	6RB#0	21.19
Band66	1.4MHz	16QAM	132322	1RB#0	22.21
Band66	1.4MHz	16QAM	132322	1RB#3	22.92
Band66	1.4MHz	16QAM	132322	1RB#5	22.11
Band66	1.4MHz	16QAM	132322	3RB#0	22.32
Band66	1.4MHz	16QAM	132322	3RB#2	22.31
Band66	1.4MHz	16QAM	132322	3RB#3	22.20
Band66	1.4MHz	16QAM	132322	6RB#0	21.49
Band66	1.4MHz	16QAM	132665	1RB#0	22.38
Band66	1.4MHz	16QAM	132665	1RB#3	22.50
Band66	1.4MHz	16QAM	132665	1RB#5	22.34
Band66	1.4MHz	16QAM	132665	3RB#0	22.22
Band66	1.4MHz	16QAM	132665	3RB#2	22.11
Band66	1.4MHz	16QAM	132665	3RB#3	21.95
Band66	1.4MHz	16QAM	132665	6RB#0	21.41
Band66	3MHz	QPSK	131987	1RB#0	23.43
Band66	3MHz	QPSK	131987	1RB#8	23.46
Band66	3MHz	QPSK	131987	1RB#14	23.37
Band66	3MHz	QPSK	131987	8RB#0	22.52
Band66	3MHz	QPSK	131987	8RB#4	22.50
Band66	3MHz	QPSK	131987	8RB#7	22.54
Band66	3MHz	QPSK	131987	15RB#0	22.49
Band66	3MHz	QPSK	132322	1RB#0	23.54
Band66	3MHz	QPSK	132322	1RB#8	23.46
Band66	3MHz	QPSK	132322	1RB#14	23.59
Band66	3MHz	QPSK	132322	8RB#0	22.48
Band66	3MHz	QPSK	132322	8RB#4	22.49
Band66	3MHz	QPSK	132322	8RB#7	22.55
Band66	3MHz	QPSK	132322	15RB#0	22.50
Band66	3MHz	QPSK	132657	1RB#0	23.41
Band66	3MHz	QPSK	132657	1RB#8	23.11
Band66	3MHz	QPSK	132657	1RB#14	23.52
Band66	3MHz	QPSK	132657	8RB#0	22.45
Band66	3MHz	QPSK	132657	8RB#4	22.23
Band66	3MHz	QPSK	132657	8RB#7	22.43
Band66	3MHz	QPSK	132657	15RB#0	22.40
Band66	3MHz	16QAM	131987	1RB#0	22.70
Band66	3MHz	16QAM	131987	1RB#8	22.15
Band66	3MHz	16QAM	131987	1RB#14	22.36
Band66	3MHz	16QAM	131987	8RB#0	21.66

Band66	3MHz	16QAM	131987	8RB#4	21.66
Band66	3MHz	16QAM	131987	8RB#7	21.57
Band66	3MHz	16QAM	131987	15RB#0	21.45
Band66	3MHz	16QAM	132322	1RB#0	22.65
Band66	3MHz	16QAM	132322	1RB#8	22.61
Band66	3MHz	16QAM	132322	1RB#14	22.68
Band66	3MHz	16QAM	132322	8RB#0	21.46
Band66	3MHz	16QAM	132322	8RB#4	21.47
Band66	3MHz	16QAM	132322	8RB#7	21.53
Band66	3MHz	16QAM	132322	15RB#0	21.29
Band66	3MHz	16QAM	132657	1RB#0	22.42
Band66	3MHz	16QAM	132657	1RB#8	22.30
Band66	3MHz	16QAM	132657	1RB#14	22.17
Band66	3MHz	16QAM	132657	8RB#0	21.45
Band66	3MHz	16QAM	132657	8RB#4	21.37
Band66	3MHz	16QAM	132657	8RB#7	21.45
Band66	3MHz	16QAM	132657	15RB#0	21.20
Band66	5MHz	QPSK	131997	1RB#0	23.29
Band66	5MHz	QPSK	131997	1RB#12	23.35
Band66	5MHz	QPSK	131997	1RB#24	23.15
Band66	5MHz	QPSK	131997	12RB#0	22.38
Band66	5MHz	QPSK	131997	12RB#6	22.38
Band66	5MHz	QPSK	131997	12RB#13	22.32
Band66	5MHz	QPSK	131997	25RB#0	22.32
Band66	5MHz	QPSK	132322	1RB#0	23.09
Band66	5MHz	QPSK	132322	1RB#12	23.36
Band66	5MHz	QPSK	132322	1RB#24	23.30
Band66	5MHz	QPSK	132322	12RB#0	22.31
Band66	5MHz	QPSK	132322	12RB#6	22.31
Band66	5MHz	QPSK	132322	12RB#13	22.42
Band66	5MHz	QPSK	132322	25RB#0	22.37
Band66	5MHz	QPSK	132647	1RB#0	23.10
Band66	5MHz	QPSK	132647	1RB#12	23.18
Band66	5MHz	QPSK	132647	1RB#24	23.18
Band66	5MHz	QPSK	132647	12RB#0	22.39
Band66	5MHz	QPSK	132647	12RB#6	22.30
Band66	5MHz	QPSK	132647	12RB#13	22.32
Band66	5MHz	QPSK	132647	25RB#0	22.33
Band66	5MHz	16QAM	131997	1RB#0	22.52
Band66	5MHz	16QAM	131997	1RB#12	22.56
Band66	5MHz	16QAM	131997	1RB#24	22.47
Band66	5MHz	16QAM	131997	12RB#0	21.32
Band66	5MHz	16QAM	131997	12RB#6	21.52

Band66	5MHz	16QAM	131997	12RB#13	21.17
Band66	5MHz	16QAM	131997	25RB#0	21.37
Band66	5MHz	16QAM	132322	1RB#0	22.24
Band66	5MHz	16QAM	132322	1RB#12	22.45
Band66	5MHz	16QAM	132322	1RB#24	22.32
Band66	5MHz	16QAM	132322	12RB#0	21.09
Band66	5MHz	16QAM	132322	12RB#6	21.09
Band66	5MHz	16QAM	132322	12RB#13	21.32
Band66	5MHz	16QAM	132322	25RB#0	21.40
Band66	5MHz	16QAM	132647	1RB#0	22.01
Band66	5MHz	16QAM	132647	1RB#12	22.24
Band66	5MHz	16QAM	132647	1RB#24	22.23
Band66	5MHz	16QAM	132647	12RB#0	21.27
Band66	5MHz	16QAM	132647	12RB#6	21.28
Band66	5MHz	16QAM	132647	12RB#13	21.24
Band66	5MHz	16QAM	132647	25RB#0	21.45
Band66	10MHz	QPSK	132022	1RB#0	23.17
Band66	10MHz	QPSK	132022	1RB#24	23.16
Band66	10MHz	QPSK	132022	1RB#49	23.19
Band66	10MHz	QPSK	132022	25RB#0	22.47
Band66	10MHz	QPSK	132022	25RB#12	22.38
Band66	10MHz	QPSK	132022	25RB#25	22.32
Band66	10MHz	QPSK	132022	50RB#0	22.42
Band66	10MHz	QPSK	132322	1RB#0	23.23
Band66	10MHz	QPSK	132322	1RB#24	23.62
Band66	10MHz	QPSK	132322	1RB#49	23.15
Band66	10MHz	QPSK	132322	25RB#0	22.41
Band66	10MHz	QPSK	132322	25RB#12	22.41
Band66	10MHz	QPSK	132322	25RB#25	22.39
Band66	10MHz	QPSK	132322	50RB#0	22.40
Band66	10MHz	QPSK	132622	1RB#0	23.22
Band66	10MHz	QPSK	132622	1RB#24	23.15
Band66	10MHz	QPSK	132622	1RB#49	23.26
Band66	10MHz	QPSK	132622	25RB#0	22.29
Band66	10MHz	QPSK	132622	25RB#12	22.26
Band66	10MHz	QPSK	132622	25RB#25	22.28
Band66	10MHz	QPSK	132622	50RB#0	22.22
Band66	10MHz	16QAM	132022	1RB#0	22.40
Band66	10MHz	16QAM	132022	1RB#24	22.52
Band66	10MHz	16QAM	132022	1RB#49	22.44
Band66	10MHz	16QAM	132022	25RB#0	21.42
Band66	10MHz	16QAM	132022	25RB#12	21.42
Band66	10MHz	16QAM	132022	25RB#25	21.29

Band66	10MHz	16QAM	132022	50RB#0	21.32
Band66	10MHz	16QAM	132322	1RB#0	22.17
Band66	10MHz	16QAM	132322	1RB#24	22.47
Band66	10MHz	16QAM	132322	1RB#49	22.19
Band66	10MHz	16QAM	132322	25RB#0	21.59
Band66	10MHz	16QAM	132322	25RB#12	21.40
Band66	10MHz	16QAM	132322	25RB#25	21.41
Band66	10MHz	16QAM	132322	50RB#0	21.41
Band66	10MHz	16QAM	132622	1RB#0	22.70
Band66	10MHz	16QAM	132622	1RB#24	22.82
Band66	10MHz	16QAM	132622	1RB#49	22.62
Band66	10MHz	16QAM	132622	25RB#0	21.35
Band66	10MHz	16QAM	132622	25RB#12	21.43
Band66	10MHz	16QAM	132622	25RB#25	21.32
Band66	10MHz	16QAM	132622	50RB#0	21.24
Band66	15MHz	QPSK	132047	1RB#0	23.25
Band66	15MHz	QPSK	132047	1RB#38	23.28
Band66	15MHz	QPSK	132047	1RB#74	23.14
Band66	15MHz	QPSK	132047	38RB#0	22.21
Band66	15MHz	QPSK	132047	38RB#18	22.31
Band66	15MHz	QPSK	132047	38RB#37	22.28
Band66	15MHz	QPSK	132047	75RB#0	22.34
Band66	15MHz	QPSK	132322	1RB#0	23.22
Band66	15MHz	QPSK	132322	1RB#38	23.09
Band66	15MHz	QPSK	132322	1RB#74	23.12
Band66	15MHz	QPSK	132322	38RB#0	22.33
Band66	15MHz	QPSK	132322	38RB#18	22.51
Band66	15MHz	QPSK	132322	38RB#37	22.30
Band66	15MHz	QPSK	132322	75RB#0	22.34
Band66	15MHz	QPSK	132597	1RB#0	23.17
Band66	15MHz	QPSK	132597	1RB#38	23.15
Band66	15MHz	QPSK	132597	1RB#74	23.13
Band66	15MHz	QPSK	132597	38RB#0	22.70
Band66	15MHz	QPSK	132597	38RB#18	22.95
Band66	15MHz	QPSK	132597	38RB#37	22.76
Band66	15MHz	QPSK	132597	75RB#0	22.27
Band66	15MHz	16QAM	132047	1RB#0	22.32
Band66	15MHz	16QAM	132047	1RB#38	22.14
Band66	15MHz	16QAM	132047	1RB#74	22.30
Band66	15MHz	16QAM	132047	38RB#0	22.48
Band66	15MHz	16QAM	132047	38RB#18	22.31
Band66	15MHz	16QAM	132047	38RB#37	22.28
Band66	15MHz	16QAM	132047	75RB#0	21.22

Band66	15MHz	16QAM	132322	1RB#0	22.35
Band66	15MHz	16QAM	132322	1RB#38	22.30
Band66	15MHz	16QAM	132322	1RB#74	22.17
Band66	15MHz	16QAM	132322	38RB#0	22.31
Band66	15MHz	16QAM	132322	38RB#18	22.51
Band66	15MHz	16QAM	132322	38RB#37	22.31
Band66	15MHz	16QAM	132322	75RB#0	21.35
Band66	15MHz	16QAM	132597	1RB#0	22.70
Band66	15MHz	16QAM	132597	1RB#38	22.77
Band66	15MHz	16QAM	132597	1RB#74	22.74
Band66	15MHz	16QAM	132597	38RB#0	22.73
Band66	15MHz	16QAM	132597	38RB#18	22.95
Band66	15MHz	16QAM	132597	38RB#37	22.73
Band66	15MHz	16QAM	132597	75RB#0	21.31
Band66	20MHz	QPSK	132072	1RB#0	23.25
Band66	20MHz	QPSK	132072	1RB#49	23.66
Band66	20MHz	QPSK	132072	1RB#99	23.05
Band66	20MHz	QPSK	132072	50RB#0	22.37
Band66	20MHz	QPSK	132072	50RB#25	22.32
Band66	20MHz	QPSK	132072	50RB#50	22.37
Band66	20MHz	QPSK	132072	100RB#0	22.35
Band66	20MHz	QPSK	132322	1RB#0	23.44
Band66	20MHz	QPSK	132322	1RB#49	23.49
Band66	20MHz	QPSK	132322	1RB#99	23.26
Band66	20MHz	QPSK	132322	50RB#0	22.43
Band66	20MHz	QPSK	132322	50RB#25	22.43
Band66	20MHz	QPSK	132322	50RB#50	22.39
Band66	20MHz	QPSK	132322	100RB#0	22.42
Band66	20MHz	QPSK	132572	1RB#0	22.93
Band66	20MHz	QPSK	132572	1RB#49	23.39
Band66	20MHz	QPSK	132572	1RB#99	23.42
Band66	20MHz	QPSK	132572	50RB#0	22.28
Band66	20MHz	QPSK	132572	50RB#25	22.29
Band66	20MHz	QPSK	132572	50RB#50	22.26
Band66	20MHz	QPSK	132572	100RB#0	22.27
Band66	20MHz	16QAM	132072	1RB#0	22.12
Band66	20MHz	16QAM	132072	1RB#49	22.30
Band66	20MHz	16QAM	132072	1RB#99	22.09
Band66	20MHz	16QAM	132072	50RB#0	21.21
Band66	20MHz	16QAM	132072	50RB#25	21.21
Band66	20MHz	16QAM	132072	50RB#50	21.43
Band66	20MHz	16QAM	132072	100RB#0	21.36
Band66	20MHz	16QAM	132322	1RB#0	23.11

Band66	20MHz	16QAM	132322	1RB#49	23.42
Band66	20MHz	16QAM	132322	1RB#99	23.12
Band66	20MHz	16QAM	132322	50RB#0	21.33
Band66	20MHz	16QAM	132322	50RB#25	21.33
Band66	20MHz	16QAM	132322	50RB#50	21.29
Band66	20MHz	16QAM	132322	100RB#0	21.31
Band66	20MHz	16QAM	132572	1RB#0	21.99
Band66	20MHz	16QAM	132572	1RB#49	22.37
Band66	20MHz	16QAM	132572	1RB#99	21.99
Band66	20MHz	16QAM	132572	50RB#0	21.26
Band66	20MHz	16QAM	132572	50RB#25	21.28
Band66	20MHz	16QAM	132572	50RB#50	21.23
Band66	20MHz	16QAM	132572	100RB#0	21.20

Note: FCC rule Part 22.905 of LTE Band 26 (824-849MHz) is covered by LTE band 5 of same rule ,since they have the same output power and supported bandwidths. In this report, only test FCC rule Part 90S of LTE Band 26 (814-824MHz).

3.6. Environmental Conditions

Date of test：Nov.09, 2021 – Oct.30, 2021

Date of EUT Receive：Nov.07, 2021

Temperature: (22-26) °C

Relative Humidity: (44-51)%

Air Pressure: (100.7-101.9) kPa

3.7. Special Accessories

Not available for this EUT intended for grant.

3.8. Equipment Modifications

Not available for this EUT intended for grant.

4. TEST EQUIPMENT USED

Conducted test equipment

No.	Equipment	Manufacturer	Model No.	Last Cal.	Cal. Interval
SB18827	Wideband Radio communication Tester	Rohde & Schwarz	CMW500	Jan.25, 2021	1 Year
SB9721/02	Signal Analyzer	Agilent	N9020A	May 17, 2021	1 Year
SB7941/02	Signal Analyzer	Rohde & Schwarz	FSV30	May 17, 2021	1 Year
SB9721/07	DC Power Supply	Agilent	66319D	Mar.29, 2021	--
SB11818	Temperature & Humidity Test chamber	Espec	EH-010U	Mar.19, 2021	1 Year
--	Test Software	Tonscend	JS1120	--	--

Radiated spurious test equipment

No.	Equipment	Manufacturer	Model No.	Last Cal.	Cal. Interval
SB8501/09	EMI Test Receiver	Rohde & Schwarz	ESU40	Feb.05, 2021	1 Year
SB5472/02	Bilog Antenna	Schwarzbeck	VULB9163	Nov.08, 2021	1 Year
SB3435	Horn Antenna	Rohde & Schwarz	HF906	Dec.16, 2020	1 Year
SB8501/17	Preamplifier	Rohde & Schwarz	SCU-18	Feb.05, 2021	1 Year
SB8501/14	Preamplifier	Rohde & Schwarz	SCU-03	Feb.05, 2021	1 Year
SB12724/06	Wideband Radio communication Tester	Rohde & Schwarz	CMW500	May 17, 2021	1 Year
--	Radiated Test Software	Rohde & Schwarz	EMC 32	--	--
SB9555/02	Fully Anechoic Chamber	Albatross	10.0*5.2*5.4(m)	Aug.25,2021	1 Year
SB15044/01	Test Receiver	Rohde & Schwarz	ESW8	Oct.09,2020	1 Year
SB15044/01	Test Receiver	Rohde & Schwarz	ESW8	Oct.08,2021	1 Year
SB12944	Broadband Antenna	Rohde & Schwarz	VULB9163	Jan.08,2021	1 Year
SB18844	Semi Anechoic Chamber	Albatross	9×6×6(m)	Mar.23,2021	1 Year

5. MEASUREMENT UNCERTAINTY

For a 95% confidence level (k = 2), the measurement expanded uncertainties for defined systems, in accordance with the recommendations of ISO 17025 as following:

26dB & Occupied Bandwidth: ±0.39%

Frequency Stability: ±0.42%

Peak to Average Ratio: ±0.45 dB

Conducted power: ±0.3 dB

Conducted Spurious Emissions: ±2.0 dB

Conducted Band Edge: ±2.0 dB

Temperature: ±0.698 °C

Supply voltages:±0.15%

Radiated Emission:
30MHz~1000MHz 4.5dB
1GHz~6GHz 4.6dB
6GHz~18GHz 5.1dB
18GHz~26.5GHz 5.1dB

6. TEST ITEMS

6.1. Conducted Power & Effective Radiated Power

6.1.1. Test Standard

FCC: CFR Part 2.1046, CFR Part 22.913, CFR Part 24.232 CFR Part 27.50, CFR Part 90.635

6.1.2. Test Limit

22.913 (a) Effective radiated power limits.
The effective radiated power (ERP) of mobile transmitters must not exceed 7 Watts.

24.232 (b)(c) Power limits.
(b) Mobile/portable stations are limited to 2 Watts effective isotropic radiated power (EIRP). (c) Peak transmit power must be measured over any interval of continuous transmission using instrumentation calibrated in terms of an rms equivalent voltage. The measurement results shall be properly adjusted for any limitations, such as detector response times, limited resolution bandwidth capability when compared to the emission bandwidth, sensitivity, etc., so as to obtain a true peak measurement over the full bandwidth of the channel.

27.50 (b)(10)Portable stations (hand-held de-vices) transmitting in the 746–757 MHz, 776–788 MHz, and 805–806 MHz bands are limited to 3 watts ERP.
27.50 (d)(4) The following power and antenna height requirements apply to stations transmitting in the 1710–1755 MHz and 2110–2155 MHz bands: Fixed, mobile, and portable (hand-held)stations operating in the 1710–1755 MHz band are limited to 1 watt EIRP.
27.50 (c)The following power and antenna height requirements apply to stations transmitting in the 698–746 MHz band (10) Portable stations (hand-held de-vices) are limited to 3 watts ERP.
27.50 (h) (2) Mobile and other user stations. Mobilestations are limited to 2.0 watts EIRP. All user stations are limited to 2.0 watts transmitter output power.

90.635 (b) Power limits.
The maximum output power of the transmitter for mobile stations is 100 watts (20 dBw).

6.1.3.Test Procedure

KDB 971168 Section 5.6
EIRP (dBm) = ERP (dBm) + 2.15 (dB)
ERP/EIRP = PMeas + GT − LC
where: ERP/EIRP = effective or equivalent radiated power, respectively (expressed in the same units as PMeas, typically dBW or dBm);
PMeas = measured transmitter output power or PSD, in dBm or dBW;
GT = gain of the transmitting antenna, in dBd (ERP) or dBi (EIRP);
LC = signal attenuation in the connecting cable between the transmitter and antenna, in dB.

For devices utilizing multiple antennas, KDB 662911 provides guidance for determining the effective array transmit antenna gain term to be used in the above equation.
EUT includes different power levels for head use configuration and body use configuration and the below tables contain the highest of all configurations average conducted and ERP/EIRP output powers.

6.1.4.Test Data

Please refer to Appendix A

6.2. Peak to Average Radio

6.2.1. Test Standard

FCC: CFR 47 (FCC) part 22.913, 24.232, 27.50

6.2.2. Test Limit

The peak-to-average ratio (PAR) of the transmission may not exceed 13 dB.

6.2.3. Test Procedure

A peak to average ratio measurement is performed at the conducted port of the EUT. For WCDMA signals, the spectrum analyzers Complementary Cumulative Distribution Function (CCDF) measurement profile is used to determine the largest deviation between the average and the peak power of the EUT in a given bandwidth. The CCDF curve shows how much time the peak waveform spends at or above a given average power level. The percent of time the signal spends at or above the level defines the probability for that particular power level.

For LTE operating mode: a. The EUT was connected to spectrum and system simulator via a power divider. b. Set the CCDF (Complementary Cumulative Distribution Function) option in spectrum analyzer. c. The highest RF powers were measured and recorded the maximum PAPR level associated with a probability of 0.1%. d. Record the deviation as Peak to Average Ratio.

6.2.4. Test Data

Please refer to Appendix B

6.3. Occupied Bandwidth & Emission Bandwidth

6.3.1. Test Standard

FCC: CFR Part 2.1049, Part 22.913, Part 24.238, Part 27.53, Part 90.209

6.3.2. Test Limit

The occupied bandwidth, that is the frequency bandwidth such that, below its lower and above its upper frequency limits, the mean powers radiated are each equal to 0.5 percent of the total mean power radiated by a given emission shall be measured under the following conditions as applicable.

Transmitters employing digital modulation techniques-when modulated by an input signal such that its amplitude and symbol rate represent the maximum rated conditions under which the equipment will be operated.

6.3.3. Test Procedure

1. Connect the equipment as shown in the above diagram.
2. Adjust the settings of the Universal Radio Communication Tester (CMU/CMW) to set the EUT to its maximum power at the required channel.
3. Set the spectrum analyzer to measure the 99% occupied bandwidth. Record the value.
4. Set the spectrum analyzer to measure the -26 dB emission bandwidth. Record the value.
5. Measurements are to be performed with the EUT set to the low, middle and high channel of each frequency band.

Spectrum analyzer settings: Measurement bandwidth of at least 1% of the occupied bandwidth.

6.3.4. Test Data

Please refer to Appendix C

6.4. Conducted Band Edge

6.4.1. Test Standard

FCC: CFR Part 2.1051, 22.917, 24.238, 27.53, 90.691

6.4.2. Test Limit

The radio frequency voltage or power generated within the equipment and appearing on a spurious frequency shall be checked at the equipment output terminals when properly loaded with a suitable artificial antenna. Curves or equivalent data shall show the magnitude of each harmonic and other spurious emission that can be detected when the equipment is operated under the conditions specified in FCC 2.1049 as appropriate. The magnitude of spurious emissions which are attenuated more than 20 dB below the permissible value need not be specified.

§22.917:
The rules in this section govern the spectral characteristics of emissions in the Cellular Radio telephone Service.
(b) Measurement procedure. Compliance with these provisions is based on the use of measurement instrumentation employing a resolution bandwidth of 100 kHz or greater. In the 1MHz bands immediately outside and adjacent to the frequency block a resolution bandwidth of at least one percent of the emission bandwidth of the fundamental emission of the transmitter may be employed. A narrower resolution bandwidth is permitted in all cases to improve measurement accuracy provided the measured power is integrated over the full required measurement bandwidth (i.e. 100 kHz of 1 percent of emission bandwidth, as specified). The emission bandwidth is defined as the width of the signal between two points, one below the carrier center frequency and one above the carrier center frequency, outside of which all emissions are attenuated at least 26 dB below the transmitter power.

§24.238:
specifies that “on any frequency outside a licensee's frequency block, the power of any emission shall be attenuated below the transmitter power (P) by at least 43 + 10 log10 (P) dB.”

§27.53:
(c) For operations in the 746-758 MHz band and the 776-788 MHz band, the power of any emission outside the licensee's frequency band(s) of operation shall be attenuated below the transmitter power (P) within the licensed band(s) of operation, measured in watts, in accordance with the following:
(1) On any frequency outside the 746-758 MHz band, the power of any emission shall be attenuated outside the band below the transmitter power (P) by at least 43 + 10 log (P) dB;
(2) On any frequency outside the 776-788 MHz band, the power of any emission shall be attenuated outside the band below the transmitter power (P) by at least 43 + 10 log (P) dB;
(3) On all frequencies between 763-775 MHz and 793-805 MHz, by a factor not less

than 76 + 10 log (P) dB in a 6.25 kHz band segment, for base and fixed stations;
(4) On all frequencies between 763-775 MHz and 793-805 MHz, by a factor not less than 65 + 10 log (P) dB in a 6.25 kHz band segment, for mobile and portable stations;
(g) For operations in the 600 MHz band and the 698-746 MHz band, the power of any emission outside a licensee's frequency band(s) of operation shall be attenuated below the transmitter power (P) within the licensed band(s) of operation, measured in watts, by at least 43 + 10 log (P) dB. Compliance with this provision is based on the use of measurement instrumentation employing a resolution bandwidth of 100 kilohertz or greater. However, in the 100 kilohertz bands immediately outside and adjacent to a licensee's frequency block, a resolution bandwidth of at least 30 kHz may be employed.
(h) AWS emission limits—(1) General protection levels. Except as otherwise specified below, for operations in the 1695-1710 MHz, 1710-1755 MHz, 1755-1780 MHz, 1915-1920 MHz, 1995-2000 MHz, 2000-2020 MHz, 2110-2155 MHz, 2155-2180 MHz, and 2180-2200 bands, the power of any emission outside a licensee's frequency block shall be attenuated below the transmitter power (P) in watts by at least 43 + 10 $\log_{10}$ (P) dB.
(m)(4) For mobile digital stations, the attenuation factor shall be not less than 43 + 10 log (P)dB at the channel edge and 55 + 10 log (P) dB at 5.5 megahertz from the channel edges.(Channel edges are defined under §27.5 (i) Frequency assignment for the BRS/EBS band)
(m)(6) Measurement procedure. Compliance with these rules is based on the use of measurement instrumentation employing a resolution bandwidth of 1 MHz or greater. However, in the 1 MHz bands immediately outside and adjacent to the frequency block a resolution bandwidth of at least one percent of the emission bandwidth of the fundamental emission of the transmitter may be employed. A narrower resolution bandwidth is permitted in all cases to improve measurement accuracy provided the measured power is integrated over the full required measurement bandwidth (i.e. 100 kHz of 1 percent of emission bandwidth, as specified). The emission bandwidth is defined as the width of the signal between two points, one below the carrier center frequency and one above the carrier center frequency, outside of which all emissions are attenuated at least 26 dB below the transmitter power.

§90.691:
(a) Out-of-band emission requirement shall apply only to the “outer” channels included in an EA license and to spectrum adjacent to interior channels used by incumbent licensees. The emission limits are as follows:
(1) For any frequency removed from the EA licensee's frequency block by up to and including 37.5 kHz, the power of any emission shall be attenuated below the transmitter power (P) in watts by at least 116 Log10(f/6.1) decibels or 50 + 10 Log10(P) decibels or 80 decibels, whichever is the lesser attenuation, where f is the frequency removed from the center of the outer channel in the block in kilohertz and where f is greater than 12.5 kHz.
(2) For any frequency removed from the EA licensee's frequency block greater than 37.5 kHz, the power of any emission shall be attenuated below the transmitter power (P) in watts by at least 43 + 10Log10(P) decibels or 80 decibels, whichever is the lesser attenuation, where f is the frequency removed from the center of the outer channel in the block in kilohertz and where f is greater than 37.5 kHz.

The power of any emission shall be attenuated below the mean output power P (dBW) by at least 43 + 10 log10(p), measured in a 100 kHz bandwidth for frequencies less than or equal to 1 GHz, and in a 1 MHz bandwidth for frequencies greater than 1 GHz.

6.4.3.Test Procedure

1. Connect the equipment as shown in the above diagram with the EUT's antenna in a horizontal orientation.
2. Adjust the settings of the Wideband Radio Communication Tester (CMW500) to set the EUT to its maximum power at the required channel.
3. Set the spectrum analyzer to measure peak hold with the required settings.
4. Place the measurement antenna in a horizontal orientation. Rotate the EUT 360 . Raise the measurement antenna up to 4 meters in 0.5 meters increments and rotate the EUT 360 at each height to maximize all emissions. Measure and record all spurious emissions (LVL) up to the tenth harmonic of the carrier frequency.
5. Replace the EUT with a horizontally polarized half wave dipole or known gain antenna. The center of the antenna should be at the same location as the center of the EUT's antenna.
6. Connect the antenna to a signal generator with known output power and record the path loss in dB (LOSS). LOSS = Generator Output Power (dBm) – Analyzer reading (dBm).
7. Determine the level of spurious emissions using the following equation:
Spurious (dBm) = LVL (dBm) + LOSS (dB):
8. Repeat steps 4, 5 and 6 with all antennas vertically polarized.
9. Determine the level of spurious emissions using the following equation:
Spurious (dBm) = LVL (dBm) + LOSS (dB):
10. Measurements are to be performed with the EUT set to the low, middle and high channel of each frequency band.

(Note: Steps 5 and 6 above are performed prior to testing and LOSS is recorded by test software. Steps 3, 4 and 7 above are performed with test software.)
Spectrum analyzer settings: RBW=1MHz, VBW=3*RBW

6.4.4.Test Data

Please refer to Appendix D

6.5. Conducted Spurious Emissions

6.5.1. Test Standard

FCC: CFR Part 2.1051, 22.917, 24.238, 27.53, 90.691

6.5.2. Test Limit

The radio frequency voltage or power generated within the equipment and appearing on a spurious frequency shall be checked at the equipment output terminals when properly loaded with a suitable artificial antenna. Curves or equivalent data shall show the magnitude of each harmonic and other spurious emission that can be detected when the equipment is operated under the conditions specified in FCC 2.1049 as appropriate. The magnitude of spurious emissions which are attenuated more than 20 dB below the permissible value need not be specified.
(a) Out of band emissions. The power of any emission outside of the authorized operating frequency ranges must be attenuated below the transmitting power (P) by a factor of at least 43 + 10 log(P) dB. For all power levels +30dBm to 0dBm, this becomes a constant specification of -13dBm.

§22.917:
The rules in this section govern the spectral characteristics of emissions in the Cellular Radio telephone Service.
(b) Measurement procedure. Compliance with these provisions is based on the use of measurement instrumentation employing a resolution bandwidth of 100 kHz or greater. In the 1MHz bands immediately outside and adjacent to the frequency block a resolution bandwidth of at least one percent of the emission bandwidth of the fundamental emission of the transmitter may be employed. A narrower resolution bandwidth is permitted in all cases to improve measurement accuracy provided the measured power is integrated over the full required measurement bandwidth (i.e. 100 kHz of 1 percent of emission bandwidth, as specified). The emission bandwidth is defined as the width of the signal between two points, one below the carrier center frequency and one above the carrier center frequency, outside of which all emissions are attenuated at least 26 dB below the transmitter power.

§24.238:
The rules in this section govern the spectral characteristics of emissions in the Broadband Personal Communications Service.
(b) Measurement procedure. Compliance with these provisions is based on the use of measurement instrumentation employing a resolution bandwidth of 1 MHz or greater. However, in the 1 MHz bands immediately outside and adjacent to the frequency block a resolution bandwidth of at least one percent of the emission bandwidth of the fundamental emission of the transmitter may be employed. A narrower resolution bandwidth is permitted in all cases to improve measurement accuracy provided the measured power is integrated over the full required measurement bandwidth (i.e. 100 kHz of 1 percent of emission bandwidth, as specified). The emission bandwidth is defined as the width of the signal between two points, one below the carrier center

frequency and one above the carrier center frequency, outside of which all emissions are attenuated at least 26 dB below the transmitter power.

§27.53:
(c) For operations in the 746-758 MHz band and the 776-788 MHz band, the power of any emission outside the licensee's frequency band(s) of operation shall be attenuated below the transmitter power (P) within the licensed band(s) of operation, measured in watts, in accordance with the following:
(1) On any frequency outside the 746-758 MHz band, the power of any emission shall be attenuated outside the band below the transmitter power (P) by at least 43 + 10 log (P) dB;
(2) On any frequency outside the 776-788 MHz band, the power of any emission shall be attenuated outside the band below the transmitter power (P) by at least 43 + 10 log (P) dB;
(3) On all frequencies between 763-775 MHz and 793-805 MHz, by a factor not less than 76 + 10 log (P) dB in a 6.25 kHz band segment, for base and fixed stations;
(4) On all frequencies between 763-775 MHz and 793-805 MHz, by a factor not less than 65 + 10 log (P) dB in a 6.25 kHz band segment, for mobile and portable stations;
(g) For operations in the 600 MHz band and the 698-746 MHz band, the power of any emission outside a licensee's frequency band(s) of operation shall be attenuated below the transmitter power (P) within the licensed band(s) of operation, measured in watts, by at least 43 + 10 log (P) dB. Compliance with this provision is based on the use of measurement instrumentation employing a resolution bandwidth of 100 kilohertz or greater. However, in the 100 kilohertz bands immediately outside and adjacent to a licensee's frequency block, a resolution bandwidth of at least 30 kHz may be employed.
(h) AWS emission limits—(1) General protection levels. Except as otherwise specified below, for operations in the 1695-1710 MHz, 1710-1755 MHz, 1755-1780 MHz, 1915-1920 MHz, 1995-2000 MHz, 2000-2020 MHz, 2110-2155 MHz, 2155-2180 MHz, and 2180-2200 bands, the power of any emission outside a licensee's frequency block shall be attenuated below the transmitter power (P) in watts by at least 43 + 10 log10 (P) dB.
(m)(4) For mobile digital stations, the attenuation factor shall be not less than 43 + 10 log (P)dB at the channel edge and 55 + 10 log (P) dB at 5.5 megahertz from the channel edges.(Channel edges are defined under

§27.5 (i) Frequency assignment for the BRS/EBS band)
(m)(6) Measurement procedure. Compliance with these rules is based on the use of measurement instrumentation employing a resolution bandwidth of 1 MHz or greater. However, in the 1 MHz bands immediately outside and adjacent to the frequency block a resolution bandwidth of at least one percent of the emission bandwidth of the fundamental emission of the transmitter may be employed. A narrower resolution bandwidth is permitted in all cases to improve measurement accuracy provided the measured power is integrated over the full required measurement bandwidth (i.e. 100 kHz of 1 percent of emission bandwidth, as specified). The emission bandwidth is defined as the width of the signal between two points, one below the carrier center frequency and one above the carrier center frequency, outside of which all emissions are attenuated at least 26 dB below the transmitter power.

§90.691:
(a) Out-of-band emission requirement shall apply only to the “outer” channels included in an EA license and to spectrum adjacent to interior channels used by incumbent licensees. The emission limits are as follows:
(1) For any frequency removed from the EA licensee's frequency block by up to and including 37.5 kHz, the power of any emission shall be attenuated below the transmitter power (P) in watts by at least 116 Log10(f/6.1) decibels or 50 + 10 Log10(P) decibels or 80 decibels, whichever is the lesser attenuation, where f is the frequency removed from the center of the outer channel in the block in kilohertz and where f is greater than 12.5 kHz.
(2) For any frequency removed from the EA licensee's frequency block greater than 37.5 kHz, the power of any emission shall be attenuated below the transmitter power (P) in watts by at least 43 + 10Log10(P) decibels or 80 decibels, whichever is the lesser attenuation, where f is the frequency removed from the center of the outer channel in the block in kilohertz and where f is greater than 37.5 kHz.
The power of any emission shall be attenuated below the mean output power P (dBW) by at least 43 + 10 log10(p), measured in a 100 kHz bandwidth for frequencies less than or equal to 1 GHz, and in a 1 MHz bandwidth for frequencies greater than 1 GHz.

6.5.3.Test Procedure

1. Connect the equipment as shown in the above diagram.
2. Set the spectrum analyzer to measure peak hold with the required settings.
3. Set the signal generator to a known output power and record the path loss in dB (LOSS) for frequencies up to the tenth harmonic of the EUT’s carrier frequency.
LOSS = Generator Output Power (dBm) – Analyzer reading (dBm).
4. Replace the signal generator with the EUT.
5. Adjust the settings of the Universal Radio Communication Tester (CMU) to set the EUT to its maximum power at the required channel.
6. Set the spectrum analyzer to measure peak hold with the required settings. Offset the spectrum analyzer reference level by the path loss measured above.
7. Measure and record all spurious emissions up to the tenth harmonic of the carrier frequency.
8. Measurements are to be performed with the EUT set to the low, middle and high channel of each frequency band.
9. If necessary steps 6 and 7 may be performed with the spectrum analyzer set to average detector.

(Note: Step 3 above is performed prior to testing and LOSS is recorded by test software. Steps 2, 6, and 7 above are performed with test software.)

6.5.4.Test Data

Please refer to Appendix E

6.6. Frequency Stability

6.6.1. Test Standard

FCC: CFR 47 (FCC) part 2.1055, 22.355, 24.235, 27.54, 90.213

6.6.2. Test Limit

According to part 22.355, from 821MHz to 896MHz, for mobile device, the carrier frequency of each transmitter in the Public Mobile Services must be maintained within the tolerances 2.5ppm.
FCC: §24.235 & §27.54
The frequency stability shall be sufficient to ensure that the fundamental emission stays within the authorized frequency block.
FCC 90.213, The carrier frequency shall not depart from the reference frequency in excess of ±2.5 ppm for mobile stations.

6.6.3. Test Setup

Frequency Stability (Temperature Variation)
The temperature inside the climate chamber is varied from -30°C to +50°C in 10°C step size,
(1) With all power removed, the temperature was decreased to 0°C and permitted to stabilize for three hours.
(2) Measure the carrier frequency with the test equipment in a “call mode”. These measurements should be made within 1 minute of powering up the mobile station, to prevent significant self warming.
(3) Repeat the above measurements at 10°C increments from -30°C to +50°C. Allow at least 1.5 hours at each temperature, un-powered, before making measurements.

Frequency Stability (Voltage Variation)
The frequency stability shall be measured with variation of primary supply voltage as follows:
(1) Vary primary supply voltage from 85 to 115 percent of the nominal value for other than hand carried battery equipment.
(2) For hand carried, battery powered equipment, reduce primary supply voltage to the battery-operating end point which shall be specified by the manufacturer.

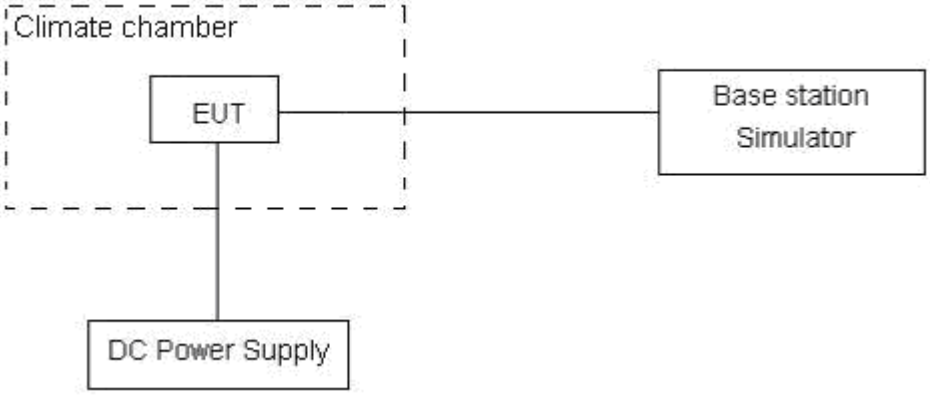

6.6.4.Test Data

Please refer to Appendix F

6.7. Radiated Spurious Emissions

6.7.1. Test Standard

FCC: CFR Part 2.1051, 22.917, 24.238, 27.53, 90.691

6.7.2. Test Limit

The radio frequency voltage or power generated within the equipment and appearing on a spurious frequency shall be checked at the equipment output terminals when properly loaded with a suitable artificial antenna. Curves or equivalent data shall show the magnitude of each harmonic and other spurious emission that can be detected when the equipment is operated under the conditions specified in FCC 2.1049 as appropriate. The magnitude of spurious emissions which are attenuated more than 20 dB below the permissible value need not be specified.
(a) Out of band emissions. The power of any emission outside of the authorized operating frequency ranges must be attenuated below the transmitting power (P) by a factor of at least 43 + 10 log(P) dB. For all power levels +30dBm to 0dBm, this becomes a constant specification of -13dBm.

§22.917:
The rules in this section govern the spectral characteristics of emissions in the Cellular Radio telephone Service.
(b) Measurement procedure. Compliance with these provisions is based on the use of measurement instrumentation employing a resolution bandwidth of 100 kHz or greater. In the 1MHz bands immediately outside and adjacent to the frequency block a resolution bandwidth of at least one percent of the emission bandwidth of the fundamental emission of the transmitter may be employed. A narrower resolution bandwidth is permitted in all cases to improve measurement accuracy provided the measured power is integrated over the full required measurement bandwidth (i.e. 100 kHz of 1 percent of emission bandwidth, as specified). The emission bandwidth is defined as the width of the signal between two points, one below the carrier center frequency and one above the carrier center frequency, outside of which all emissions are attenuated at least 26 dB below the transmitter power.

§24.238:
The rules in this section govern the spectral characteristics of emissions in the Broadband Personal Communications Service.
(b) Measurement procedure. Compliance with these provisions is based on the use of measurement instrumentation employing a resolution bandwidth of 1 MHz or greater. However, in the 1 MHz bands immediately outside and adjacent to the frequency block a resolution bandwidth of at least one percent of the emission bandwidth of the fundamental emission of the transmitter may be employed. A narrower resolution bandwidth is permitted in all cases to improve measurement accuracy provided the measured power is integrated over the full required measurement bandwidth (i.e. 100 kHz of 1 percent of emission bandwidth, as specified). The emission bandwidth is defined as the width of the signal between two points, one below the carrier center frequency and one above the carrier center frequency, outside of which all emissions

are attenuated at least 26 dB below the transmitter power.

§27.53:
(c) For operations in the 746-758 MHz band and the 776-788 MHz band, the power of any emission outside the licensee's frequency band(s) of operation shall be attenuated below the transmitter power (P) within the licensed band(s) of operation, measured in watts, in accordance with the following:
(1) On any frequency outside the 746-758 MHz band, the power of any emission shall be attenuated outside the band below the transmitter power (P) by at least 43 + 10 log (P) dB;
(2) On any frequency outside the 776-788 MHz band, the power of any emission shall be attenuated outside the band below the transmitter power (P) by at least 43 + 10 log (P) dB;
(3) On all frequencies between 763-775 MHz and 793-805 MHz, by a factor not less than 76 + 10 log (P) dB in a 6.25 kHz band segment, for base and fixed stations;
(4) On all frequencies between 763-775 MHz and 793-805 MHz, by a factor not less than 65 + 10 log (P) dB in a 6.25 kHz band segment, for mobile and portable stations;
(g) For operations in the 600 MHz band and the 698-746 MHz band, the power of any emission outside a licensee's frequency band(s) of operation shall be attenuated below the transmitter power (P) within the licensed band(s) of operation, measured in watts, by at least 43 + 10 log (P) dB. Compliance with this provision is based on the use of measurement instrumentation employing a resolution bandwidth of 100 kilohertz or greater. However, in the 100 kilohertz bands immediately outside and adjacent to a licensee's frequency block, a resolution bandwidth of at least 30 kHz may be employed.
(h) AWS emission limits—(1) General protection levels. Except as otherwise specified below, for operations in the 1695-1710 MHz, 1710-1755 MHz, 1755-1780 MHz, 1915-1920 MHz, 1995-2000 MHz, 2000-2020 MHz, 2110-2155 MHz, 2155-2180 MHz, and 2180-2200 bands, the power of any emission outside a licensee's frequency block shall be attenuated below the transmitter power (P) in watts by at least 43 + 10 $\log_{10}$ (P) dB.
(m)(4) For mobile digital stations, the attenuation factor shall be not less than 43 + 10 log (P)dB at the channel edge and 55 + 10 log (P) dB at 5.5 megahertz from the channel edges.(Channel edges are defined under §27.5 (i) Frequency assignment for the BRS/EBS band)
(m)(6) Measurement procedure. Compliance with these rules is based on the use of measurement instrumentation employing a resolution bandwidth of 1 MHz or greater. However, in the 1 MHz bands immediately outside and adjacent to the frequency block a resolution bandwidth of at least one percent of the emission bandwidth of the fundamental emission of the transmitter may be employed. A narrower resolution bandwidth is permitted in all cases to improve measurement accuracy provided the measured power is integrated over the full required measurement bandwidth (i.e. 100 kHz of 1 percent of emission bandwidth, as specified). The emission bandwidth is defined as the width of the signal between two points, one below the carrier center frequency and one above the carrier center frequency, outside of which all emissions are attenuated at least 26 dB below the transmitter power.

§90.691:

(a) Out-of-band emission requirement shall apply only to the “outer” channels included in an EA license and to spectrum adjacent to interior channels used by incumbent licensees. The emission limits are as follows:
(1) For any frequency removed from the EA licensee's frequency block by up to and including 37.5 kHz, the power of any emission shall be attenuated below the transmitter power (P) in watts by at least 116 Log10(f/6.1) decibels or 50 + 10 Log10(P) decibels or 80 decibels, whichever is the lesser attenuation, where f is the frequency removed from the center of the outer channel in the block in kilohertz and where f is greater than 12.5 kHz.
(2) For any frequency removed from the EA licensee's frequency block greater than 37.5 kHz, the power of any emission shall be attenuated below the transmitter power (P) in watts by at least 43 + 10Log10(P) decibels or 80 decibels, whichever is the lesser attenuation, where f is the frequency removed from the center of the outer channel in the block in kilohertz and where f is greater than 37.5 kHz.
The power of any emission shall be attenuated below the mean output power P (dBW) by at least 43 + 10 log10(p), measured in a 100 kHz bandwidth for frequencies less than or equal to 1 GHz, and in a 1 MHz bandwidth for frequencies greater than 1 GHz.

6.7.3.Test Procedure

1. Connect the equipment as shown in the above diagram with the EUT’s antenna in a horizontal orientation.
2. Adjust the settings of the Wideband Radio Communication Tester (CMW500) to set the EUT to its maximum power at the required channel.
3. Set the spectrum analyzer to measure peak hold with the required settings.
4. Place the measurement antenna in a horizontal orientation. Rotate the EUT 360 . Raise the measurement antenna up to 4 meters in 0.5 meters increments and rotate the EUT 360 at each height to maximize all emissions. Measure and record all spurious emissions (LVL) up to the tenth harmonic of the carrier frequency.
5. Replace the EUT with a horizontally polarized half wave dipole or known gain antenna. The center of the antenna should be at the same location as the center of the EUT’s antenna.
6. Connect the antenna to a signal generator with known output power and record the path loss in dB (LOSS). LOSS = Generator Output Power (dBm) – Analyzer reading (dBm).
7. Determine the level of spurious emissions using the following equation:
Spurious (dBm) = LVL (dBm) + LOSS (dB):
8. Repeat steps 4, 5 and 6 with all antennas vertically polarized.
9. Determine the level of spurious emissions using the following equation:
Spurious (dBm) = LVL (dBm) + LOSS (dB):
10. Measurements are to be performed with the EUT set to the low, middle and high channel of each frequency band.
(Note: Steps 5 and 6 above are performed prior to testing and LOSS is recorded by test software. Steps 3, 4 and 7 above are performed with test software.)
Spectrum analyzer settings: RBW=VBW=1MHz

6.7.4.Test Setup

For Radiated test from 30MHz to 1GHz

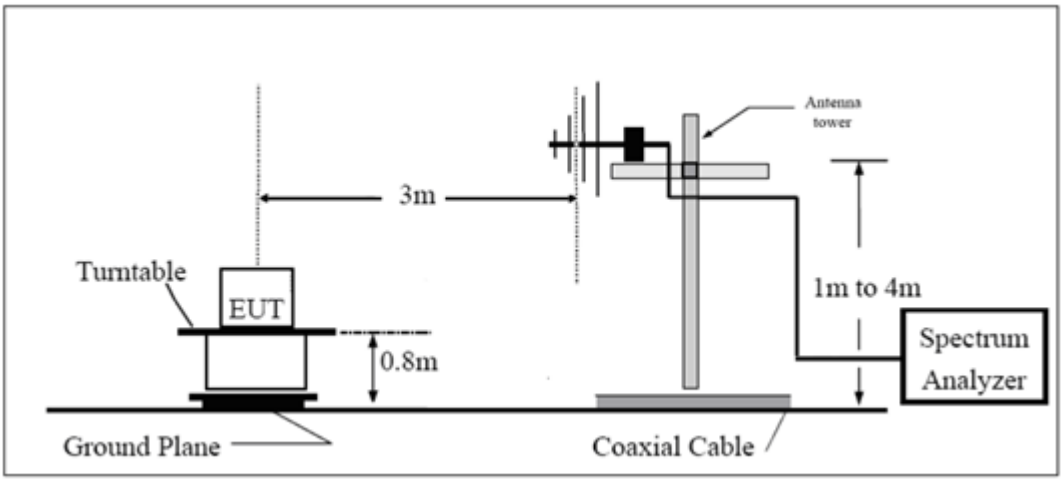

For Radiated test above 1GHz

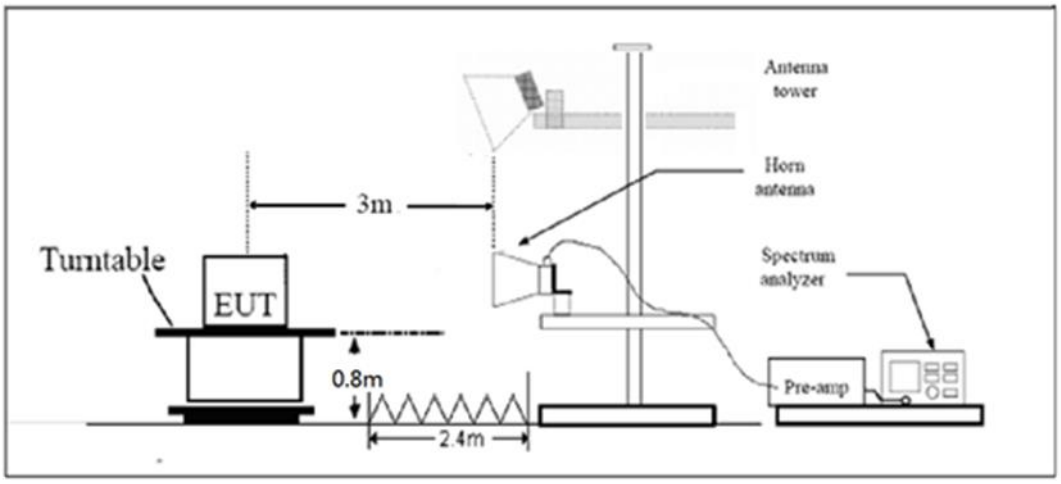

6.7.5.Test Data

Please refer to Appendix G

7. APPENDIX A: CONDUCTED POWER & EFFECTIVE RADIATED POWER

GSM:

Band	Channel	Frequency (MHz)	Conducted Power(dBm)	ERP/EIRP (dBm)	Limit(dBm)	Verdict
GSM850	128	824.2	**33.43**	**31.78**	38.5	PASS
GSM850	190	836.6	33.26	31.61	38.5	PASS
GSM850	251	848.8	33.31	31.66	38.5	PASS
GSM1900	512	1850.2	29.93	31.03	33	PASS
GSM1900	661	1880	30.40	31.50	33	PASS
GSM1900	810	1909.8	**30.48**	**31.58**	33	PASS
EGPRS850	128	824.2	**27.11**	**25.46**	38.5	PASS
EGPRS850	190	836.6	26.79	25.14	38.5	PASS
EGPRS850	251	848.8	26.75	25.10	38.5	PASS
EGPRS1900	512	1850.2	25.40	26.50	33	PASS
EGPRS1900	661	1880	25.35	26.45	33	PASS
EGPRS1900	810	1909.8	**25.43**	**26.53**	33	PASS

WCDMA:

Band	Channel	Frequency (MHz)	Conducted Power(dBm)	ERP/EIRP (dBm)	Limit(dBm)	Verdict
Band2	9262	1852.4	**23.42**	**24.52**	33	PASS
Band2	9400	1880.0	23.04	24.14	33	PASS
Band2	9538	1907.6	23.12	24.22	33	PASS
Band4	1312	1712.4	**23.42**	**24.52**	30	PASS
Band4	1413	1732.6	23.06	24.16	30	PASS
Band4	1513	1752.6	22.85	23.95	30	PASS
Band5	4132	826.4	**23.99**	**22.34**	38.5	PASS
Band5	4182	836.4	23.69	22.04	38.5	PASS
Band5	4233	846.6	23.63	21.98	38.5	PASS

LTE:

LTE Band 2 ,Channel Bandwidth: 1.4 MHz									
Modulation	Channel	Frequency (MHz)	RB Configuration		Conducted Average Power [dBm]	Antenna Gain [dBi]	EIRP [dBm]	EIRP Limit [dBm]	Verdict
			Size	Offset					
QPSK	18607	1850.7	1	0	22.81	1.1	23.91	33	Pass
			1	3	**22.94**	1.1	**24.04**	33	Pass
			1	5	22.89	1.1	23.99	33	Pass
			3	0	22.80	1.1	23.90	33	Pass
			3	2	22.78	1.1	23.88	33	Pass
			3	3	22.77	1.1	23.87	33	Pass
			6	0	21.65	1.1	22.75	33	Pass
	18900	1880	1	0	22.67	1.1	23.77	33	Pass
			1	3	22.55	1.1	23.65	33	Pass
			1	5	22.69	1.1	23.79	33	Pass
			3	0	22.78	1.1	23.88	33	Pass
			3	2	22.88	1.1	23.98	33	Pass
			3	3	22.86	1.1	23.96	33	Pass
			6	0	21.66	1.1	22.76	33	Pass
	19193	1909.3	1	0	22.68	1.1	23.78	33	Pass
			1	3	22.72	1.1	23.82	33	Pass
			1	5	22.57	1.1	23.67	33	Pass
			3	0	22.89	1.1	23.99	33	Pass
			3	2	22.72	1.1	23.82	33	Pass
			3	3	22.70	1.1	23.80	33	Pass
			6	0	21.58	1.1	22.68	33	Pass
16QAM	18607	1850.7	1	0	21.61	1.1	22.71	33	Pass
			1	3	21.82	1.1	22.92	33	Pass
			1	5	21.62	1.1	22.72	33	Pass
			3	0	21.37	1.1	22.47	33	Pass
			3	2	21.37	1.1	22.47	33	Pass
			3	3	21.49	1.1	22.59	33	Pass
			6	0	20.53	1.1	21.63	33	Pass
	18900	1880	1	0	21.62	1.1	22.72	33	Pass
			1	3	21.51	1.1	22.61	33	Pass
			1	5	21.82	1.1	22.92	33	Pass
			3	0	21.71	1.1	22.81	33	Pass
			3	2	21.30	1.1	22.40	33	Pass
			3	3	21.79	1.1	22.89	33	Pass
			6	0	20.49	1.1	21.59	33	Pass
	19193	1909.3	1	0	22.02	1.1	23.12	33	Pass
			1	3	**22.20**	1.1	**23.30**	33	Pass
			1	5	22.04	1.1	23.14	33	Pass
			3	0	21.35	1.1	22.45	33	Pass
			3	2	21.44	1.1	22.54	33	Pass
			3	3	21.39	1.1	22.49	33	Pass
			6	0	20.41	1.1	21.51	33	Pass

LTE Band 2 ,Channel Bandwidth: 3 MHz									
Modulation	Channel	Frequency (MHz)	RB Configuration		Conducted Average Power [dBm]	Antenna Gain [dBi]	EIRP [dBm]	EIRP Limit [dBm]	Verdict
			Size	Offset					
QPSK	18615	1851.5	1	0	22.50	1.1	23.60	33	Pass
			1	7	**22.61**	1.1	**23.71**	33	Pass
			1	14	**22.61**	1.1	**23.71**	33	Pass
			8	0	21.45	1.1	22.55	33	Pass
			8	4	21.44	1.1	22.54	33	Pass
			8	7	21.44	1.1	22.54	33	Pass
			15	0	21.48	1.1	22.58	33	Pass
	18900	1880	1	0	22.38	1.1	23.48	33	Pass
			1	7	22.24	1.1	23.34	33	Pass
			1	14	22.43	1.1	23.53	33	Pass
			8	0	21.52	1.1	22.62	33	Pass
			8	4	21.46	1.1	22.56	33	Pass
			8	7	21.55	1.1	22.65	33	Pass
			15	0	21.43	1.1	22.53	33	Pass
	19185	1908.5	1	0	22.54	1.1	23.64	33	Pass
			1	7	22.48	1.1	23.58	33	Pass
			1	14	22.51	1.1	23.61	33	Pass
			8	0	21.44	1.1	22.54	33	Pass
			8	4	21.45	1.1	22.55	33	Pass
			8	7	21.44	1.1	22.54	33	Pass
			15	0	21.45	1.1	22.55	33	Pass
16QAM	18615	1851.5	1	0	**21.55**	1.1	**22.65**	33	Pass
			1	7	21.26	1.1	22.36	33	Pass
			1	14	21.39	1.1	22.49	33	Pass
			8	0	20.65	1.1	21.75	33	Pass
			8	4	20.64	1.1	21.74	33	Pass
			8	7	20.54	1.1	21.64	33	Pass
			15	0	20.36	1.1	21.46	33	Pass
	18900	1880	1	0	21.35	1.1	22.45	33	Pass
			1	7	21.54	1.1	22.64	33	Pass
			1	14	21.31	1.1	22.41	33	Pass
			8	0	20.26	1.1	21.36	33	Pass
			8	4	20.28	1.1	21.38	33	Pass
			8	7	20.41	1.1	21.51	33	Pass
			15	0	20.43	1.1	21.53	33	Pass
	19185	1908.5	1	0	21.46	1.1	22.56	33	Pass
			1	7	21.02	1.1	22.12	33	Pass
			1	14	21.32	1.1	22.42	33	Pass
			8	0	20.24	1.1	21.34	33	Pass
			8	4	20.34	1.1	21.44	33	Pass
			8	7	20.33	1.1	21.43	33	Pass
			15	0	20.37	1.1	21.47	33	Pass

LTE Band 2 ,Channel Bandwidth: 5 MHz									
Modulation	Channel	Frequency (MHz)	RB Configuration		Conducted Average Power [dBm]	Antenna Gain [dBi]	EIRP [dBm]	EIRP Limit [dBm]	Verdict
			Size	Offset					
QPSK	18625	1852.5	1	0	22.49	1.1	23.59	33	Pass
			1	12	22.45	1.1	23.55	33	Pass
			1	24	22.48	1.1	23.58	33	Pass
			12	0	21.46	1.1	22.56	33	Pass
			12	6	21.45	1.1	22.55	33	Pass
			12	13	21.44	1.1	22.54	33	Pass
			25	0	21.46	1.1	22.56	33	Pass
	18900	1880	1	0	22.59	1.1	23.69	33	Pass
			1	12	**22.78**	1.1	**23.88**	33	Pass
			1	24	22.61	1.1	23.71	33	Pass
			12	0	21.47	1.1	22.57	33	Pass
			12	6	21.47	1.1	22.57	33	Pass
			12	13	21.38	1.1	22.48	33	Pass
			25	0	21.44	1.1	22.54	33	Pass
	19175	1907.5	1	0	22.36	1.1	23.46	33	Pass
			1	12	22.42	1.1	23.52	33	Pass
			1	24	22.41	1.1	23.51	33	Pass
			12	0	21.47	1.1	22.57	33	Pass
			12	6	21.39	1.1	22.49	33	Pass
			12	13	21.38	1.1	22.48	33	Pass
			25	0	21.35	1.1	22.45	33	Pass
16QAM	18625	1852.5	1	0	21.45	1.1	22.55	33	Pass
			1	12	**21.85**	1.1	**22.95**	33	Pass
			1	24	21.38	1.1	22.48	33	Pass
			12	0	20.42	1.1	21.52	33	Pass
			12	6	20.50	1.1	21.60	33	Pass
			12	13	20.50	1.1	21.60	33	Pass
			25	0	20.44	1.1	21.54	33	Pass
	18900	1880	1	0	21.31	1.1	22.41	33	Pass
			1	12	21.38	1.1	22.48	33	Pass
			1	24	21.46	1.1	22.56	33	Pass
			12	0	20.50	1.1	21.60	33	Pass
			12	6	20.61	1.1	21.71	33	Pass
			12	13	20.62	1.1	21.72	33	Pass
			25	0	20.48	1.1	21.58	33	Pass
	19175	1907.5	1	0	21.39	1.1	22.49	33	Pass
			1	12	21.41	1.1	22.51	33	Pass
			1	24	21.33	1.1	22.43	33	Pass
			12	0	20.40	1.1	21.50	33	Pass
			12	6	20.50	1.1	21.60	33	Pass
			12	13	20.41	1.1	21.51	33	Pass
			25	0	20.58	1.1	21.68	33	Pass

LTE Band 2 ,Channel Bandwidth: 10 MHz									
Modulation	Channel	Frequency (MHz)	RB Configuration		Conducted Average Power [dBm]	Antenna Gain [dBi]	EIRP [dBm]	EIRP Limit [dBm]	Verdict
			Size	Offset					
QPSK	18650	1855	1	0	22.57	1.1	23.67	33	Pass
			1	24	22.76	1.1	23.86	33	Pass
			1	49	22.63	1.1	23.73	33	Pass
			25	0	21.54	1.1	22.64	33	Pass
			25	12	21.54	1.1	22.64	33	Pass
			25	25	21.56	1.1	22.66	33	Pass
			50	0	21.49	1.1	22.59	33	Pass
	18900	1880	1	0	22.51	1.1	23.61	33	Pass
			1	24	**22.92**	1.1	**24.02**	33	Pass
			1	49	22.57	1.1	23.67	33	Pass
			25	0	21.46	1.1	22.56	33	Pass
			25	12	21.47	1.1	22.57	33	Pass
			25	25	21.43	1.1	22.53	33	Pass
			50	0	21.50	1.1	22.60	33	Pass
	19150	1905	1	0	22.46	1.1	23.56	33	Pass
			1	24	22.54	1.1	23.64	33	Pass
			1	49	22.61	1.1	23.71	33	Pass
			25	0	21.48	1.1	22.58	33	Pass
			25	12	21.50	1.1	22.60	33	Pass
			25	25	21.41	1.1	22.51	33	Pass
			50	0	21.46	1.1	22.56	33	Pass
16QAM	18650	1855	1	0	21.65	1.1	22.75	33	Pass
			1	24	21.56	1.1	22.66	33	Pass
			1	49	21.74	1.1	22.84	33	Pass
			25	0	20.70	1.1	21.80	33	Pass
			25	12	20.60	1.1	21.70	33	Pass
			25	25	20.50	1.1	21.60	33	Pass
			50	0	20.57	1.1	21.67	33	Pass
	18900	1880	1	0	21.34	1.1	22.44	33	Pass
			1	24	21.99	1.1	23.09	33	Pass
			1	49	21.37	1.1	22.47	33	Pass
			25	0	20.64	1.1	21.74	33	Pass
			25	12	20.57	1.1	21.67	33	Pass
			25	25	20.54	1.1	21.64	33	Pass
			50	0	20.50	1.1	21.60	33	Pass
	19150	1905	1	0	21.75	1.1	22.85	33	Pass
			1	24	**22.21**	1.1	**23.31**	33	Pass
			1	49	21.65	1.1	22.75	33	Pass
			25	0	20.71	1.1	21.81	33	Pass
			25	12	20.62	1.1	21.72	33	Pass
			25	25	20.62	1.1	21.72	33	Pass
			50	0	20.46	1.1	21.56	33	Pass

LTE Band 2 ,Channel Bandwidth: 15 MHz									
Modulation	Channel	Frequency (MHz)	RB Configuration		Conducted Average Power [dBm]	Antenna Gain [dBi]	EIRP [dBm]	EIRP Limit [dBm]	Verdict
			Size	Offset					
QPSK	18675	1857.5	1	0	22.54	1.1	23.64	33	Pass
			1	37	22.55	1.1	23.65	33	Pass
			1	74	22.47	1.1	23.57	33	Pass
			37	0	21.34	1.1	22.44	33	Pass
			37	18	21.45	1.1	22.55	33	Pass
			37	38	21.37	1.1	22.47	33	Pass
			75	0	21.47	1.1	22.57	33	Pass
	18900	1880	1	0	22.46	1.1	23.56	33	Pass
			1	37	22.55	1.1	23.65	33	Pass
			1	74	22.42	1.1	23.52	33	Pass
			37	0	21.66	1.1	22.76	33	Pass
			37	18	21.60	1.1	22.70	33	Pass
			37	38	21.68	1.1	22.78	33	Pass
			75	0	21.52	1.1	22.62	33	Pass
	19125	1902.5	1	0	22.55	1.1	23.65	33	Pass
			1	37	**22.75**	1.1	**23.85**	33	Pass
			1	74	22.49	1.1	23.59	33	Pass
			37	0	21.31	1.1	22.41	33	Pass
			37	18	22.14	1.1	23.24	33	Pass
			37	38	21.28	1.1	22.38	33	Pass
			75	0	21.43	1.1	22.53	33	Pass
16QAM	18675	1857.5	1	0	21.42	1.1	22.52	33	Pass
			1	37	21.44	1.1	22.54	33	Pass
			1	74	21.47	1.1	22.57	33	Pass
			37	0	21.43	1.1	22.53	33	Pass
			37	18	21.65	1.1	22.75	33	Pass
			37	38	21.37	1.1	22.47	33	Pass
			75	0	20.41	1.1	21.51	33	Pass
	18900	1880	1	0	21.30	1.1	22.40	33	Pass
			1	37	21.60	1.1	22.70	33	Pass
			1	74	21.56	1.1	22.66	33	Pass
			37	0	21.66	1.1	22.76	33	Pass
			37	18	21.49	1.1	22.59	33	Pass
			37	38	21.46	1.1	22.56	33	Pass
			75	0	20.51	1.1	21.61	33	Pass
	19125	1902.5	1	0	**22.23**	1.1	**23.33**	33	Pass
			1	37	22.15	1.1	23.25	33	Pass
			1	74	21.27	1.1	22.37	33	Pass
			37	0	21.32	1.1	22.42	33	Pass
			37	18	22.13	1.1	23.23	33	Pass
			37	38	21.27	1.1	22.37	33	Pass
			75	0	20.54	1.1	21.64	33	Pass

LTE Band 2 ,Channel Bandwidth: 20 MHz									
Modulation	Channel	Frequency (MHz)	RB Configuration		Conducted Average Power [dBm]	Antenna Gain [dBi]	EIRP [dBm]	EIRP Limit [dBm]	Verdict
			Size	Offset					
QPSK	18700	1860	1	0	22.42	1.1	23.52	33	Pass
			1	49	**22.88**	1.1	**23.98**	33	Pass
			1	99	22.36	1.1	23.46	33	Pass
			50	0	21.39	1.1	22.49	33	Pass
			50	25	21.48	1.1	22.58	33	Pass
			50	50	21.55	1.1	22.65	33	Pass
			100	0	21.51	1.1	22.61	33	Pass
	18900	1880	1	0	22.51	1.1	23.61	33	Pass
			1	49	22.87	1.1	23.97	33	Pass
			1	99	22.44	1.1	23.54	33	Pass
			50	0	21.52	1.1	22.62	33	Pass
			50	25	21.54	1.1	22.64	33	Pass
			50	50	21.49	1.1	22.59	33	Pass
			100	0	21.45	1.1	22.55	33	Pass
	19100	1900	1	0	22.38	1.1	23.48	33	Pass
			1	49	22.84	1.1	23.94	33	Pass
			1	99	22.53	1.1	23.63	33	Pass
			50	0	21.43	1.1	22.53	33	Pass
			50	25	21.45	1.1	22.55	33	Pass
			50	50	21.47	1.1	22.57	33	Pass
			100	0	21.48	1.1	22.58	33	Pass
16QAM	18700	1860	1	0	21.31	1.1	22.41	33	Pass
			1	49	21.98	1.1	23.08	33	Pass
			1	99	21.37	1.1	22.47	33	Pass
			50	0	20.65	1.1	21.75	33	Pass
			50	25	20.55	1.1	21.65	33	Pass
			50	50	20.54	1.1	21.64	33	Pass
			100	0	20.57	1.1	21.67	33	Pass
	18900	1880	1	0	22.17	1.1	23.27	33	Pass
			1	49	**22.55**	1.1	**23.65**	33	Pass
			1	99	22.18	1.1	23.28	33	Pass
			50	0	20.66	1.1	21.76	33	Pass
			50	25	20.66	1.1	21.76	33	Pass
			50	50	20.46	1.1	21.56	33	Pass
			100	0	20.43	1.1	21.53	33	Pass
	19100	1900	1	0	21.36	1.1	22.46	33	Pass
			1	49	21.59	1.1	22.69	33	Pass
			1	99	21.18	1.1	22.28	33	Pass
			50	0	20.59	1.1	21.69	33	Pass
			50	25	20.60	1.1	21.70	33	Pass
			50	50	20.50	1.1	21.60	33	Pass
			100	0	20.49	1.1	21.59	33	Pass

LTE Band 4 ,Channel Bandwidth: 1.4 MHz									
Modulation	Channel	Frequency (MHz)	RB Configuration		Conducted Average Power [dBm]	Antenna Gain [dBi]	EIRP [dBm]	EIRP Limit [dBm]	Verdict
			Size	Offset					
QPSK	19957	1710.7	1	0	23.19	1.1	24.29	30	Pass
			1	3	23.28	1.1	24.38	30	Pass
			1	5	23.28	1.1	24.38	30	Pass
			3	0	23.33	1.1	24.43	30	Pass
			3	2	23.30	1.1	24.40	30	Pass
			3	3	**23.34**	1.1	**24.44**	30	Pass
			6	0	22.37	1.1	23.47	30	Pass
	20175	1732.5	1	0	23.18	1.1	24.28	30	Pass
			1	3	23.19	1.1	24.29	30	Pass
			1	5	23.11	1.1	24.21	30	Pass
			3	0	23.13	1.1	24.23	30	Pass
			3	2	23.09	1.1	24.19	30	Pass
			3	3	23.24	1.1	24.34	30	Pass
			6	0	22.28	1.1	23.38	30	Pass
	20393	1754.3	1	0	23.11	1.1	24.21	30	Pass
			1	3	23.24	1.1	24.34	30	Pass
			1	5	23.17	1.1	24.27	30	Pass
			3	0	23.11	1.1	24.21	30	Pass
			3	2	23.26	1.1	24.36	30	Pass
			3	3	23.29	1.1	24.39	30	Pass
			6	0	22.26	1.1	23.36	30	Pass
16QAM	19957	1710.7	1	0	22.19	1.1	23.29	30	Pass
			1	3	22.31	1.1	23.41	30	Pass
			1	5	21.89	1.1	22.99	30	Pass
			3	0	**22.65**	1.1	**23.75**	30	Pass
			3	2	22.63	1.1	23.73	30	Pass
			3	3	22.54	1.1	23.64	30	Pass
			6	0	21.36	1.1	22.46	30	Pass
	20175	1732.5	1	0	21.83	1.1	22.93	30	Pass
			1	3	22.15	1.1	23.25	30	Pass
			1	5	21.76	1.1	22.86	30	Pass
			3	0	22.24	1.1	23.34	30	Pass
			3	2	22.63	1.1	23.73	30	Pass
			3	3	22.47	1.1	23.57	30	Pass
			6	0	21.28	1.1	22.38	30	Pass
	20393	1754.3	1	0	21.96	1.1	23.06	30	Pass
			1	3	22.09	1.1	23.19	30	Pass
			1	5	21.92	1.1	23.02	30	Pass
			3	0	22.24	1.1	23.34	30	Pass
			3	2	22.46	1.1	23.56	30	Pass
			3	3	22.48	1.1	23.58	30	Pass
			6	0	21.47	1.1	22.57	30	Pass

LTE Band 4 ,Channel Bandwidth: 3 MHz									
Modulation	Channel	Frequency (MHz)	RB Configuration		Conducted Average Power [dBm]	Antenna Gain [dBi]	EIRP [dBm]	EIRP Limit [dBm]	Verdict
			Size	Offset					
QPSK	19965	1711.5	1	0	23.02	1.1	24.12	30	Pass
			1	7	22.85	1.1	23.95	30	Pass
			1	14	**23.35**	1.1	**24.45**	30	Pass
			8	0	22.20	1.1	23.30	30	Pass
			8	4	22.20	1.1	23.30	30	Pass
			8	7	22.09	1.1	23.19	30	Pass
			15	0	22.18	1.1	23.28	30	Pass
	20175	1732.5	1	0	23.05	1.1	24.15	30	Pass
			1	7	23.02	1.1	24.12	30	Pass
			1	14	22.91	1.1	24.01	30	Pass
			8	0	22.01	1.1	23.11	30	Pass
			8	4	22.02	1.1	23.12	30	Pass
			8	7	22.08	1.1	23.18	30	Pass
			15	0	22.03	1.1	23.13	30	Pass
	20385	1753.5	1	0	22.79	1.1	23.89	30	Pass
			1	7	22.82	1.1	23.92	30	Pass
			1	14	22.75	1.1	23.85	30	Pass
			8	0	21.95	1.1	23.05	30	Pass
			8	4	22.05	1.1	23.15	30	Pass
			8	7	21.95	1.1	23.05	30	Pass
			15	0	21.95	1.1	23.05	30	Pass
16QAM	19965	1711.5	1	0	21.81	1.1	22.91	30	Pass
			1	7	22.20	1.1	23.30	30	Pass
			1	14	22.23	1.1	23.33	30	Pass
			8	0	20.91	1.1	22.01	30	Pass
			8	4	20.91	1.1	22.01	30	Pass
			8	7	20.93	1.1	22.03	30	Pass
			15	0	21.01	1.1	22.11	30	Pass
	20175	1732.5	1	0	22.12	1.1	23.22	30	Pass
			1	7	**22.43**	1.1	**23.53**	30	Pass
			1	14	22.12	1.1	23.22	30	Pass
			8	0	20.88	1.1	21.98	30	Pass
			8	4	20.87	1.1	21.97	30	Pass
			8	7	21.27	1.1	22.37	30	Pass
			15	0	20.93	1.1	22.03	30	Pass
	20385	1753.5	1	0	21.92	1.1	23.02	30	Pass
			1	7	21.95	1.1	23.05	30	Pass
			1	14	21.88	1.1	22.98	30	Pass
			8	0	21.12	1.1	22.22	30	Pass
			8	4	21.17	1.1	22.27	30	Pass
			8	7	21.10	1.1	22.20	30	Pass
			15	0	21.16	1.1	22.26	30	Pass

LTE Band 4 ,Channel Bandwidth: 5 MHz									
Modulation	Channel	Frequency (MHz)	RB Configuration		Conducted Average Power [dBm]	Antenna Gain [dBi]	EIRP [dBm]	EIRP Limit [dBm]	Verdict
			Size	Offset					
QPSK	19975	1712.5	1	0	22.90	1.1	24.00	30	Pass
			1	12	**23.12**	1.1	**24.22**	30	Pass
			1	24	23.02	1.1	24.12	30	Pass
			12	0	22.12	1.1	23.22	30	Pass
			12	6	22.12	1.1	23.22	30	Pass
			12	13	22.07	1.1	23.17	30	Pass
			25	0	22.14	1.1	23.24	30	Pass
	20175	1732.5	1	0	22.65	1.1	23.75	30	Pass
			1	12	23.07	1.1	24.17	30	Pass
			1	24	22.58	1.1	23.68	30	Pass
			12	0	21.86	1.1	22.96	30	Pass
			12	6	21.86	1.1	22.96	30	Pass
			12	13	21.95	1.1	23.05	30	Pass
			25	0	21.92	1.1	23.02	30	Pass
	20375	1752.5	1	0	22.90	1.1	24.00	30	Pass
			1	12	23.01	1.1	24.11	30	Pass
			1	24	22.88	1.1	23.98	30	Pass
			12	0	22.15	1.1	23.25	30	Pass
			12	6	22.05	1.1	23.15	30	Pass
			12	13	22.02	1.1	23.12	30	Pass
			25	0	22.10	1.1	23.20	30	Pass
16QAM	19975	1712.5	1	0	21.91	1.1	23.01	30	Pass
			1	12	**22.17**	1.1	**23.27**	30	Pass
			1	24	21.97	1.1	23.07	30	Pass
			12	0	21.04	1.1	22.14	30	Pass
			12	6	21.23	1.1	22.33	30	Pass
			12	13	21.10	1.1	22.20	30	Pass
			25	0	21.04	1.1	22.14	30	Pass
	20175	1732.5	1	0	21.78	1.1	22.88	30	Pass
			1	12	22.16	1.1	23.26	30	Pass
			1	24	21.47	1.1	22.57	30	Pass
			12	0	20.75	1.1	21.85	30	Pass
			12	6	20.76	1.1	21.86	30	Pass
			12	13	20.75	1.1	21.85	30	Pass
			25	0	20.89	1.1	21.99	30	Pass
	20375	1752.5	1	0	21.90	1.1	23.00	30	Pass
			1	12	22.12	1.1	23.22	30	Pass
			1	24	21.92	1.1	23.02	30	Pass
			12	0	21.02	1.1	22.12	30	Pass
			12	6	21.02	1.1	22.12	30	Pass
			12	13	20.99	1.1	22.09	30	Pass
			25	0	21.09	1.1	22.19	30	Pass

LTE Band 4 ,Channel Bandwidth: 10 MHz									
Modulation	Channel	Frequency (MHz)	RB Configuration		Conducted Average Power [dBm]	Antenna Gain [dBi]	EIRP [dBm]	EIRP Limit [dBm]	Verdict
			Size	Offset					
QPSK	20000	1715	1	0	22.73	1.1	23.83	30	Pass
			1	24	23.13	1.1	24.23	30	Pass
			1	49	22.91	1.1	24.01	30	Pass
			25	0	22.07	1.1	23.17	30	Pass
			25	12	22.12	1.1	23.22	30	Pass
			25	25	22.16	1.1	23.26	30	Pass
			50	0	22.07	1.1	23.17	30	Pass
	20175	1732.5	1	0	22.69	1.1	23.79	30	Pass
			1	24	22.87	1.1	23.97	30	Pass
			1	49	22.83	1.1	23.93	30	Pass
			25	0	22.01	1.1	23.11	30	Pass
			25	12	22.01	1.1	23.11	30	Pass
			25	25	21.92	1.1	23.02	30	Pass
			50	0	21.96	1.1	23.06	30	Pass
	20350	1775	1	0	22.90	1.1	24.00	30	Pass
			1	24	**23.34**	1.1	**24.44**	30	Pass
			1	49	23.04	1.1	24.14	30	Pass
			25	0	22.13	1.1	23.23	30	Pass
			25	12	22.13	1.1	23.23	30	Pass
			25	25	22.10	1.1	23.20	30	Pass
			50	0	22.11	1.1	23.21	30	Pass
16QAM	20350	1715	1	0	22.06	1.1	23.16	30	Pass
			1	24	22.39	1.1	23.49	30	Pass
			1	49	22.00	1.1	23.10	30	Pass
			25	0	20.92	1.1	22.02	30	Pass
			25	12	21.06	1.1	22.16	30	Pass
			25	25	20.99	1.1	22.09	30	Pass
			50	0	21.01	1.1	22.11	30	Pass
	20175	1732.5	1	0	21.91	1.1	23.01	30	Pass
			1	24	22.61	1.1	23.71	30	Pass
			1	49	21.84	1.1	22.94	30	Pass
			25	0	20.78	1.1	21.88	30	Pass
			25	12	20.78	1.1	21.88	30	Pass
			25	25	20.79	1.1	21.89	30	Pass
			50	0	21.07	1.1	22.17	30	Pass
	20350	1750	1	0	21.96	1.1	23.06	30	Pass
			1	24	**22.63**	1.1	**23.73**	30	Pass
			1	49	21.95	1.1	23.05	30	Pass
			25	0	21.33	1.1	22.43	30	Pass
			25	12	21.33	1.1	22.43	30	Pass
			25	25	21.31	1.1	22.41	30	Pass
			50	0	21.03	1.1	22.13	30	Pass

LTE Band 4 ,Channel Bandwidth: 15 MHz									
Modulation	Channel	Frequency (MHz)	RB Configuration		Conducted Average Power [dBm]	Antenna Gain [dBi]	EIRP [dBm]	EIRP Limit [dBm]	Verdict
			Size	Offset					
QPSK	20025	1717.5	1	0	22.93	1.1	24.03	30	Pass
			1	37	22.81	1.1	23.91	30	Pass
			1	74	22.76	1.1	23.86	30	Pass
			37	0	22.05	1.1	23.15	30	Pass
			37	18	21.95	1.1	23.05	30	Pass
			37	38	21.97	1.1	23.07	30	Pass
			75	0	22.12	1.1	23.22	30	Pass
	20175	1732.5	1	0	22.71	1.1	23.81	30	Pass
			1	37	22.75	1.1	23.85	30	Pass
			1	74	22.73	1.1	23.83	30	Pass
			37	0	21.62	1.1	22.72	30	Pass
			37	18	22.01	1.1	23.11	30	Pass
			37	38	21.89	1.1	22.99	30	Pass
			75	0	21.95	1.1	23.05	30	Pass
	20325	1747.5	1	0	23.08	1.1	24.18	30	Pass
			1	37	**23.28**	1.1	**24.38**	30	Pass
			1	74	22.99	1.1	24.09	30	Pass
			37	0	22.61	1.1	23.71	30	Pass
			37	18	22.77	1.1	23.87	30	Pass
			37	38	22.56	1.1	23.66	30	Pass
			75	0	22.16	1.1	23.26	30	Pass
16QAM	20025	1717.5	1	0	22.00	1.1	23.10	30	Pass
			1	37	22.52	1.1	23.62	30	Pass
			1	74	21.97	1.1	23.07	30	Pass
			37	0	22.04	1.1	23.14	30	Pass
			37	18	21.96	1.1	23.06	30	Pass
			37	38	22.05	1.1	23.15	30	Pass
			75	0	20.99	1.1	22.09	30	Pass
	20175	1732.5	1	0	21.73	1.1	22.83	30	Pass
			1	37	22.00	1.1	23.10	30	Pass
			1	74	21.68	1.1	22.78	30	Pass
			37	0	21.62	1.1	22.72	30	Pass
			37	18	22.00	1.1	23.10	30	Pass
			37	38	21.89	1.1	22.99	30	Pass
			75	0	20.95	1.1	22.05	30	Pass
	20325	1747.5	1	0	22.58	1.1	23.68	30	Pass
			1	37	**22.76**	1.1	**23.86**	30	Pass
			1	74	22.56	1.1	23.66	30	Pass
			37	0	22.58	1.1	23.68	30	Pass
			37	18	**22.76**	1.1	**23.86**	30	Pass
			37	38	22.52	1.1	23.62	30	Pass
			75	0	21.05	1.1	22.15	30	Pass

LTE Band 4 ,Channel Bandwidth: 20 MHz									
Modulation	Channel	Frequency (MHz)	RB Configuration		Conducted Average Power [dBm]	Antenna Gain [dBi]	EIRP [dBm]	EIRP Limit [dBm]	Verdict
			Size	Offset					
QPSK	20050	1720	1	0	23.00	1.1	24.10	30	Pass
			1	49	23.02	1.1	24.12	30	Pass
			1	99	22.71	1.1	23.81	30	Pass
			50	0	22.04	1.1	23.14	30	Pass
			50	25	22.04	1.1	23.14	30	Pass
			50	50	22.09	1.1	23.19	30	Pass
			100	0	22.06	1.1	23.16	30	Pass
	20175	1732.5	1	0	22.88	1.1	23.98	30	Pass
			1	49	23.19	1.1	24.29	30	Pass
			1	99	22.98	1.1	24.08	30	Pass
			50	0	21.93	1.1	23.03	30	Pass
			50	25	21.88	1.1	22.98	30	Pass
			50	50	21.95	1.1	23.05	30	Pass
			100	0	21.96	1.1	23.06	30	Pass
	20300	1745	1	0	23.00	1.1	24.10	30	Pass
			1	49	**23.32**	1.1	**24.42**	30	Pass
			1	99	22.90	1.1	24.00	30	Pass
			50	0	22.16	1.1	23.26	30	Pass
			50	25	22.16	1.1	23.26	30	Pass
			50	50	22.13	1.1	23.23	30	Pass
			100	0	22.17	1.1	23.27	30	Pass
16QAM	20050	1720	1	0	21.85	1.1	22.95	30	Pass
			1	49	22.61	1.1	23.71	30	Pass
			1	99	21.78	1.1	22.88	30	Pass
			50	0	21.11	1.1	22.21	30	Pass
			50	25	21.25	1.1	22.35	30	Pass
			50	50	21.08	1.1	22.18	30	Pass
			100	0	20.90	1.1	22.00	30	Pass
	20175	1732.5	1	0	21.80	1.1	22.90	30	Pass
			1	49	22.52	1.1	23.62	30	Pass
			1	99	21.86	1.1	22.96	30	Pass
			50	0	20.86	1.1	21.96	30	Pass
			50	25	20.86	1.1	21.96	30	Pass
			50	50	20.93	1.1	22.03	30	Pass
			100	0	21.02	1.1	22.12	30	Pass
	20300	1745	1	0	22.81	1.1	23.91	30	Pass
			1	49	**23.05**	1.1	**24.15**	30	Pass
			1	99	22.79	1.1	23.89	30	Pass
			50	0	21.01	1.1	22.11	30	Pass
			50	25	21.01	1.1	22.11	30	Pass
			50	50	21.04	1.1	22.14	30	Pass
			100	0	21.04	1.1	22.14	30	Pass

LTE Band 5 ,Channel Bandwidth: 1.4 MHz									
Modulation	Channel	Frequency (MHz)	RB Configuration		Conducted Average Power [dBm]	Antenna Gain [dBi]	ERP [dBm]	ERP Limit [dBm]	Verdict
			Size	Offset					
QPSK	20407	824.7	1	0	23.77	0.5	22.12	38.5	Pass
			1	3	24.15	0.5	22.50	38.5	Pass
			1	5	**24.16**	0.5	**22.51**	38.5	Pass
			3	0	24.01	0.5	22.36	38.5	Pass
			3	2	24.01	0.5	22.36	38.5	Pass
			3	3	23.93	0.5	22.28	38.5	Pass
			6	0	22.98	0.5	21.33	38.5	Pass
	20525	836.5	1	0	23.90	0.5	22.25	38.5	Pass
			1	3	23.88	0.5	22.23	38.5	Pass
			1	5	23.75	0.5	22.10	38.5	Pass
			3	0	23.94	0.5	22.29	38.5	Pass
			3	2	23.82	0.5	22.17	38.5	Pass
			3	3	23.86	0.5	22.21	38.5	Pass
			6	0	22.87	0.5	21.22	38.5	Pass
	20643	848.3	1	0	23.89	0.5	22.24	38.5	Pass
			1	3	23.72	0.5	22.07	38.5	Pass
			1	5	23.57	0.5	21.92	38.5	Pass
			3	0	23.79	0.5	22.14	38.5	Pass
			3	2	23.81	0.5	22.16	38.5	Pass
			3	3	23.76	0.5	22.11	38.5	Pass
			6	0	22.76	0.5	21.11	38.5	Pass
16QAM	20407	824.7	1	0	22.98	0.5	21.33	38.5	Pass
			1	3	**23.04**	0.5	**21.39**	38.5	Pass
			1	5	22.90	0.5	21.25	38.5	Pass
			3	0	22.67	0.5	21.02	38.5	Pass
			3	2	22.49	0.5	20.84	38.5	Pass
			3	3	22.59	0.5	20.94	38.5	Pass
			6	0	21.89	0.5	20.24	38.5	Pass
	20525	836.5	1	0	22.94	0.5	21.29	38.5	Pass
			1	3	22.95	0.5	21.30	38.5	Pass
			1	5	22.70	0.5	21.05	38.5	Pass
			3	0	22.56	0.5	20.91	38.5	Pass
			3	2	22.76	0.5	21.11	38.5	Pass
			3	3	22.57	0.5	20.92	38.5	Pass
			6	0	21.86	0.5	20.21	38.5	Pass
	20643	848.3	1	0	22.72	0.5	21.07	38.5	Pass
			1	3	22.92	0.5	21.27	38.5	Pass
			1	5	22.72	0.5	21.07	38.5	Pass
			3	0	22.40	0.5	20.75	38.5	Pass
			3	2	22.40	0.5	20.75	38.5	Pass
			3	3	22.37	0.5	20.72	38.5	Pass
			6	0	21.70	0.5	20.05	38.5	Pass

LTE Band 5 ,Channel Bandwidth: 3 MHz									
Modulation	Channel	Frequency (MHz)	RB Configuration		Conducted Average Power [dBm]	Antenna Gain [dBi]	ERP [dBm]	ERP Limit [dBm]	Verdict
			Size	Offset					
QPSK	20415	825.5	1	0	24.00	0.5	22.35	38.5	Pass
			1	7	**24.20**	0.5	**22.55**	38.5	Pass
			1	14	23.84	0.5	22.19	38.5	Pass
			8	0	23.01	0.5	21.36	38.5	Pass
			8	4	23.01	0.5	21.36	38.5	Pass
			8	7	22.95	0.5	21.30	38.5	Pass
			15	0	22.94	0.5	21.29	38.5	Pass
	20525	836.5	1	0	23.83	0.5	22.18	38.5	Pass
			1	7	23.97	0.5	22.32	38.5	Pass
			1	14	24.01	0.5	22.36	38.5	Pass
			8	0	22.96	0.5	21.31	38.5	Pass
			8	4	22.97	0.5	21.32	38.5	Pass
			8	7	22.91	0.5	21.26	38.5	Pass
			15	0	22.92	0.5	21.27	38.5	Pass
	20635	847.5	1	0	23.58	0.5	21.93	38.5	Pass
			1	7	23.64	0.5	21.99	38.5	Pass
			1	14	23.72	0.5	22.07	38.5	Pass
			8	0	22.81	0.5	21.16	38.5	Pass
			8	4	22.72	0.5	21.07	38.5	Pass
			8	7	22.73	0.5	21.08	38.5	Pass
			15	0	22.86	0.5	21.21	38.5	Pass
16QAM	20415	825.5	1	0	23.00	0.5	21.35	38.5	Pass
			1	7	23.03	0.5	21.38	38.5	Pass
			1	14	22.55	0.5	20.90	38.5	Pass
			8	0	21.89	0.5	20.24	38.5	Pass
			8	4	22.09	0.5	20.44	38.5	Pass
			8	7	21.84	0.5	20.19	38.5	Pass
			15	0	21.84	0.5	20.19	38.5	Pass
	20525	836.5	1	0	23.10	0.5	21.45	38.5	Pass
			1	7	**23.35**	0.5	**21.70**	38.5	Pass
			1	14	22.72	0.5	21.07	38.5	Pass
			8	0	21.89	0.5	20.24	38.5	Pass
			8	4	21.85	0.5	20.20	38.5	Pass
			8	7	21.88	0.5	20.23	38.5	Pass
			15	0	21.93	0.5	20.28	38.5	Pass
	20635	847.5	1	0	22.70	0.5	21.05	38.5	Pass
			1	7	22.73	0.5	21.08	38.5	Pass
			1	14	22.61	0.5	20.96	38.5	Pass
			8	0	21.93	0.5	20.28	38.5	Pass
			8	4	21.94	0.5	20.29	38.5	Pass
			8	7	22.02	0.5	20.37	38.5	Pass
			15	0	21.71	0.5	20.06	38.5	Pass

LTE Band 5 ,Channel Bandwidth: 5 MHz									
Modulation	Channel	Frequency (MHz)	RB Configuration		Conducted Average Power [dBm]	Antenna Gain [dBi]	ERP [dBm]	ERP Limit [dBm]	Verdict
			Size	Offset					
QPSK	20425	826.5	1	0	23.83	0.5	22.18	38.5	Pass
			1	12	**24.12**	0.5	**22.47**	38.5	Pass
			1	24	23.87	0.5	22.22	38.5	Pass
			12	0	22.94	0.5	21.29	38.5	Pass
			12	6	22.95	0.5	21.30	38.5	Pass
			12	13	22.92	0.5	21.27	38.5	Pass
			25	0	22.94	0.5	21.29	38.5	Pass
	20525	836.5	1	0	23.90	0.5	22.25	38.5	Pass
			1	12	24.01	0.5	22.36	38.5	Pass
			1	24	23.90	0.5	22.25	38.5	Pass
			12	0	22.91	0.5	21.26	38.5	Pass
			12	6	22.92	0.5	21.27	38.5	Pass
			12	13	22.82	0.5	21.17	38.5	Pass
			25	0	22.87	0.5	21.22	38.5	Pass
	20625	846.5	1	0	23.71	0.5	22.06	38.5	Pass
			1	12	23.86	0.5	22.21	38.5	Pass
			1	24	23.64	0.5	21.99	38.5	Pass
			12	0	22.83	0.5	21.18	38.5	Pass
			12	6	22.76	0.5	21.11	38.5	Pass
			12	13	22.81	0.5	21.16	38.5	Pass
			25	0	22.80	0.5	21.15	38.5	Pass
16QAM	20425	826.5	1	0	22.85	0.5	21.20	38.5	Pass
			1	12	**23.38**	0.5	**21.73**	38.5	Pass
			1	24	22.88	0.5	21.23	38.5	Pass
			12	0	22.03	0.5	20.38	38.5	Pass
			12	6	21.99	0.5	20.34	38.5	Pass
			12	13	21.88	0.5	20.23	38.5	Pass
			25	0	22.03	0.5	20.38	38.5	Pass
	20525	836.5	1	0	22.78	0.5	21.13	38.5	Pass
			1	12	22.89	0.5	21.24	38.5	Pass
			1	24	22.76	0.5	21.11	38.5	Pass
			12	0	21.85	0.5	20.20	38.5	Pass
			12	6	21.85	0.5	20.20	38.5	Pass
			12	13	21.95	0.5	20.30	38.5	Pass
			25	0	21.72	0.5	20.07	38.5	Pass
	20625	846.5	1	0	22.61	0.5	20.96	38.5	Pass
			1	12	23.16	0.5	21.51	38.5	Pass
			1	24	22.67	0.5	21.02	38.5	Pass
			12	0	21.57	0.5	19.92	38.5	Pass
			12	6	21.58	0.5	19.93	38.5	Pass
			12	13	21.65	0.5	20.00	38.5	Pass
			25	0	22.02	0.5	20.37	38.5	Pass

LTE Band 5 ,Channel Bandwidth: 10 MHz									
Modulation	Channel	Frequency (MHz)	RB Configuration		Conducted Average Power [dBm]	Antenna Gain [dBi]	ERP [dBm]	ERP Limit [dBm]	Verdict
			Size	Offset					
QPSK	20450	829	1	0	23.59	0.5	21.94	38.5	Pass
			1	24	23.80	0.5	22.15	38.5	Pass
			1	49	23.88	0.5	22.23	38.5	Pass
			25	0	22.91	0.5	21.26	38.5	Pass
			25	12	22.91	0.5	21.26	38.5	Pass
			25	25	22.92	0.5	21.27	38.5	Pass
			50	0	22.91	0.5	21.26	38.5	Pass
	20525	836.5	1	0	23.69	0.5	22.04	38.5	Pass
			1	24	23.99	0.5	22.34	38.5	Pass
			1	49	23.84	0.5	22.19	38.5	Pass
			25	0	22.87	0.5	21.22	38.5	Pass
			25	12	22.89	0.5	21.24	38.5	Pass
			25	25	22.89	0.5	21.24	38.5	Pass
			50	0	22.87	0.5	21.22	38.5	Pass
	20600	844	1	0	23.70	0.5	22.05	38.5	Pass
			1	24	**24.12**	0.5	**22.47**	38.5	Pass
			1	49	23.72	0.5	22.07	38.5	Pass
			25	0	22.81	0.5	21.16	38.5	Pass
			25	12	22.83	0.5	21.18	38.5	Pass
			25	25	22.79	0.5	21.14	38.5	Pass
			50	0	22.78	0.5	21.13	38.5	Pass
16QAM	20450	829	1	0	22.87	0.5	21.22	38.5	Pass
			1	24	23.10	0.5	21.45	38.5	Pass
			1	49	22.76	0.5	21.11	38.5	Pass
			25	0	21.87	0.5	20.22	38.5	Pass
			25	12	21.96	0.5	20.31	38.5	Pass
			25	25	21.97	0.5	20.32	38.5	Pass
			50	0	21.99	0.5	20.34	38.5	Pass
	20525	836.5	1	0	22.63	0.5	20.98	38.5	Pass
			1	24	23.01	0.5	21.36	38.5	Pass
			1	49	22.63	0.5	20.98	38.5	Pass
			25	0	21.88	0.5	20.23	38.5	Pass
			25	12	21.89	0.5	20.24	38.5	Pass
			25	25	22.00	0.5	20.35	38.5	Pass
			50	0	21.97	0.5	20.32	38.5	Pass
	20600	844	1	0	23.14	0.5	21.49	38.5	Pass
			1	24	**23.30**	0.5	**21.65**	38.5	Pass
			1	49	22.59	0.5	20.94	38.5	Pass
			25	0	21.92	0.5	20.27	38.5	Pass
			25	12	21.92	0.5	20.27	38.5	Pass
			25	25	21.92	0.5	20.27	38.5	Pass
			50	0	21.86	0.5	20.21	38.5	Pass

LTE Band 7 ,Channel Bandwidth: 5 MHz									
Modulation	Channel	Frequency (MHz)	RB Configuration		Conducted Average Power [dBm]	Antenna Gain [dBi]	EIRP [dBm]	EIRP Limit [dBm]	Verdict
			Size	Offset					
QPSK	20775	2502.5	1	0	22.95	1.1	24.05	33	Pass
			1	12	23.16	1.1	24.26	33	Pass
			1	24	23.09	1.1	24.19	33	Pass
			12	0	22.15	1.1	23.25	33	Pass
			12	6	22.07	1.1	23.17	33	Pass
			12	13	22.10	1.1	23.20	33	Pass
			25	0	22.06	1.1	23.16	33	Pass
	21100	2535	1	0	22.99	1.1	24.09	33	Pass
			1	12	23.34	1.1	24.44	33	Pass
			1	24	23.14	1.1	24.24	33	Pass
			12	0	22.28	1.1	23.38	33	Pass
			12	6	22.30	1.1	23.40	33	Pass
			12	13	22.26	1.1	23.36	33	Pass
			25	0	22.30	1.1	23.40	33	Pass
	21425	2567.5	1	0	23.38	1.1	24.48	33	Pass
			1	12	**23.45**	1.1	**24.55**	33	Pass
			1	24	23.37	1.1	24.47	33	Pass
			12	0	22.60	1.1	23.70	33	Pass
			12	6	22.52	1.1	23.62	33	Pass
			12	13	22.44	1.1	23.54	33	Pass
			25	0	22.49	1.1	23.59	33	Pass
16QAM	20775	2502.5	1	0	22.09	1.1	23.19	33	Pass
			1	12	21.99	1.1	23.09	33	Pass
			1	24	22.07	1.1	23.17	33	Pass
			12	0	21.31	1.1	22.41	33	Pass
			12	6	21.31	1.1	22.41	33	Pass
			12	13	20.98	1.1	22.08	33	Pass
			25	0	21.05	1.1	22.15	33	Pass
	21100	2535	1	0	22.14	1.1	23.24	33	Pass
			1	12	**22.72**	1.1	**23.82**	33	Pass
			1	24	22.27	1.1	23.37	33	Pass
			12	0	21.20	1.1	22.30	33	Pass
			12	6	21.25	1.1	22.35	33	Pass
			12	13	21.29	1.1	22.39	33	Pass
			25	0	21.42	1.1	22.52	33	Pass
	21425	2567.5	1	0	22.43	1.1	23.53	33	Pass
			1	12	22.50	1.1	23.60	33	Pass
			1	24	22.41	1.1	23.51	33	Pass
			12	0	21.50	1.1	22.60	33	Pass
			12	6	21.51	1.1	22.61	33	Pass
			12	13	21.55	1.1	22.65	33	Pass
			25	0	21.52	1.1	22.62	33	Pass

LTE Band 7 ,Channel Bandwidth: 10 MHz									
Modulation	Channel	Frequency (MHz)	RB Configuration		Conducted Average Power [dBm]	Antenna Gain [dBi]	EIRP [dBm]	EIRP Limit [dBm]	Verdict
			Size	Offset					
QPSK	20800	2505	1	0	22.98	1.1	24.08	33	Pass
			1	24	23.03	1.1	24.13	33	Pass
			1	49	23.03	1.1	24.13	33	Pass
			25	0	22.12	1.1	23.22	33	Pass
			25	12	22.13	1.1	23.23	33	Pass
			25	25	22.14	1.1	23.24	33	Pass
			50	0	22.10	1.1	23.20	33	Pass
	21100	2535	1	0	23.11	1.1	24.21	33	Pass
			1	24	23.34	1.1	24.44	33	Pass
			1	49	23.19	1.1	24.29	33	Pass
			25	0	22.33	1.1	23.43	33	Pass
			25	12	22.35	1.1	23.45	33	Pass
			25	25	22.33	1.1	23.43	33	Pass
			50	0	22.29	1.1	23.39	33	Pass
	21400	2565	1	0	23.33	1.1	24.43	33	Pass
			1	24	**23.47**	1.1	**24.57**	33	Pass
			1	49	23.36	1.1	24.46	33	Pass
			25	0	22.59	1.1	23.69	33	Pass
			25	12	22.60	1.1	23.70	33	Pass
			25	25	22.60	1.1	23.70	33	Pass
			50	0	22.61	1.1	23.71	33	Pass
16QAM	20800	2505	1	0	22.01	1.1	23.11	33	Pass
			1	24	22.36	1.1	23.46	33	Pass
			1	49	22.00	1.1	23.10	33	Pass
			25	0	21.10	1.1	22.20	33	Pass
			25	12	21.01	1.1	22.11	33	Pass
			25	25	21.18	1.1	22.28	33	Pass
			50	0	21.01	1.1	22.11	33	Pass
	21100	2535	1	0	22.09	1.1	23.19	33	Pass
			1	24	22.42	1.1	23.52	33	Pass
			1	49	22.37	1.1	23.47	33	Pass
			25	0	21.36	1.1	22.46	33	Pass
			25	12	21.36	1.1	22.46	33	Pass
			25	25	21.45	1.1	22.55	33	Pass
			50	0	21.42	1.1	22.52	33	Pass
	21400	2565	1	0	22.49	1.1	23.59	33	Pass
			1	24	**23.08**	1.1	**24.18**	33	Pass
			1	49	22.84	1.1	23.94	33	Pass
			25	0	21.70	1.1	22.80	33	Pass
			25	12	21.52	1.1	22.62	33	Pass
			25	25	21.73	1.1	22.83	33	Pass
			50	0	21.71	1.1	22.81	33	Pass

LTE Band 7 ,Channel Bandwidth: 15 MHz									
Modulation	Channel	Frequency (MHz)	RB Configuration		Conducted Average Power [dBm]	Antenna Gain [dBi]	EIRP [dBm]	EIRP Limit [dBm]	Verdict
			Size	Offset					
QPSK	20825	2507.5	1	0	22.82	1.1	23.92	33	Pass
			1	37	22.98	1.1	24.08	33	Pass
			1	74	22.99	1.1	24.09	33	Pass
			37	0	22.06	1.1	23.16	33	Pass
			37	18	21.98	1.1	23.08	33	Pass
			37	38	22.06	1.1	23.16	33	Pass
			75	0	22.06	1.1	23.16	33	Pass
	21100	2535	1	0	23.06	1.1	24.16	33	Pass
			1	37	23.23	1.1	24.33	33	Pass
			1	74	23.21	1.1	24.31	33	Pass
			37	0	22.15	1.1	23.25	33	Pass
			37	18	22.21	1.1	23.31	33	Pass
			37	38	22.31	1.1	23.41	33	Pass
			75	0	22.37	1.1	23.47	33	Pass
	21375	2562.5	1	0	23.29	1.1	24.39	33	Pass
			1	37	**23.43**	1.1	**24.53**	33	Pass
			1	74	23.34	1.1	24.44	33	Pass
			37	0	22.48	1.1	23.58	33	Pass
			37	18	22.31	1.1	23.41	33	Pass
			37	38	22.68	1.1	23.78	33	Pass
			75	0	22.56	1.1	23.66	33	Pass
16QAM	20825	2507.5	1	0	22.03	1.1	23.13	33	Pass
			1	37	21.96	1.1	23.06	33	Pass
			1	74	22.05	1.1	23.15	33	Pass
			37	0	22.03	1.1	23.13	33	Pass
			37	18	21.98	1.1	23.08	33	Pass
			37	38	22.05	1.1	23.15	33	Pass
			75	0	21.05	1.1	22.15	33	Pass
	21100	2535	1	0	22.16	1.1	23.26	33	Pass
			1	37	22.21	1.1	23.31	33	Pass
			1	74	22.29	1.1	23.39	33	Pass
			37	0	22.16	1.1	23.26	33	Pass
			37	18	22.22	1.1	23.32	33	Pass
			37	38	22.30	1.1	23.40	33	Pass
			75	0	21.44	1.1	22.54	33	Pass
	21375	2562.5	1	0	22.50	1.1	23.60	33	Pass
			1	37	22.35	1.1	23.45	33	Pass
			1	74	**22.67**	1.1	**23.77**	33	Pass
			37	0	22.66	1.1	23.76	33	Pass
			37	18	22.46	1.1	23.56	33	Pass
			37	38	**22.67**	1.1	**23.77**	33	Pass
			75	0	21.59	1.1	22.69	33	Pass

LTE Band 7 ,Channel Bandwidth: 20 MHz									
Modulation	Channel	Frequency (MHz)	RB Configuration		Conducted Average Power [dBm]	Antenna Gain [dBi]	EIRP [dBm]	EIRP Limit [dBm]	Verdict
			Size	Offset					
QPSK	20850	2510	1	0	22.99	1.1	24.09	33	Pass
			1	49	23.13	1.1	24.23	33	Pass
			1	99	23.02	1.1	24.12	33	Pass
			50	0	22.08	1.1	23.18	33	Pass
			50	25	22.09	1.1	23.19	33	Pass
			50	50	22.12	1.1	23.22	33	Pass
			100	0	22.11	1.1	23.21	33	Pass
	21100	2535	1	0	22.99	1.1	24.09	33	Pass
			1	49	23.47	1.1	24.57	33	Pass
			1	99	23.13	1.1	24.23	33	Pass
			50	0	22.26	1.1	23.36	33	Pass
			50	25	22.28	1.1	23.38	33	Pass
			50	50	22.41	1.1	23.51	33	Pass
			100	0	22.37	1.1	23.47	33	Pass
	21350	2560	1	0	23.25	1.1	24.35	33	Pass
			1	49	**23.65**	1.1	**24.75**	33	Pass
			1	99	23.41	1.1	24.51	33	Pass
			50	0	22.50	1.1	23.60	33	Pass
			50	25	22.52	1.1	23.62	33	Pass
			50	50	22.61	1.1	23.71	33	Pass
			100	0	22.54	1.1	23.64	33	Pass
16QAM	20850	2510	1	0	22.73	1.1	23.83	33	Pass
			1	49	22.98	1.1	24.08	33	Pass
			1	99	22.70	1.1	23.80	33	Pass
			50	0	21.04	1.1	22.14	33	Pass
			50	25	21.05	1.1	22.15	33	Pass
			50	50	21.06	1.1	22.16	33	Pass
			100	0	21.04	1.1	22.14	33	Pass
	21100	2535	1	0	21.96	1.1	23.06	33	Pass
			1	49	22.49	1.1	23.59	33	Pass
			1	99	22.16	1.1	23.26	33	Pass
			50	0	21.34	1.1	22.44	33	Pass
			50	25	21.55	1.1	22.65	33	Pass
			50	50	21.41	1.1	22.51	33	Pass
			100	0	21.38	1.1	22.48	33	Pass
	21350	2560	1	0	22.54	1.1	23.64	33	Pass
			1	49	**23.08**	1.1	**24.18**	33	Pass
			1	99	22.45	1.1	23.55	33	Pass
			50	0	21.57	1.1	22.67	33	Pass
			50	25	21.64	1.1	22.74	33	Pass
			50	50	21.72	1.1	22.82	33	Pass
			100	0	21.45	1.1	22.55	33	Pass

LTE Band 12 ,Channel Bandwidth: 1.4 MHz									
Modulation	Channel	Frequency (MHz)	RB Configuration		Conducted Average Power [dBm]	Antenna Gain [dBi]	ERP [dBm]	ERP Limit [dBm]	Verdict
			Size	Offset					
QPSK	23017	699.7	1	0	23.57	0.5	21.92	34.77	Pass
			1	3	23.55	0.5	21.90	34.77	Pass
			1	5	23.57	0.5	21.92	34.77	Pass
			3	0	23.55	0.5	21.90	34.77	Pass
			3	2	**23.70**	0.5	**22.05**	34.77	Pass
			3	3	23.69	0.5	22.04	34.77	Pass
			6	0	22.66	0.5	21.01	34.77	Pass
	23095	707.5	1	0	23.29	0.5	21.64	34.77	Pass
			1	3	23.67	0.5	22.02	34.77	Pass
			1	5	23.57	0.5	21.92	34.77	Pass
			3	0	23.58	0.5	21.93	34.77	Pass
			3	2	23.57	0.5	21.92	34.77	Pass
			3	3	23.44	0.5	21.79	34.77	Pass
			6	0	22.46	0.5	20.81	34.77	Pass
	23173	715.3	1	0	23.59	0.5	21.94	34.77	Pass
			1	3	23.64	0.5	21.99	34.77	Pass
			1	5	23.43	0.5	21.78	34.77	Pass
			3	0	23.49	0.5	21.84	34.77	Pass
			3	2	23.49	0.5	21.84	34.77	Pass
			3	3	23.44	0.5	21.79	34.77	Pass
			6	0	22.53	0.5	20.88	34.77	Pass
16QAM	23017	699.7	1	0	22.63	0.5	20.98	34.77	Pass
			1	3	22.71	0.5	21.06	34.77	Pass
			1	5	22.57	0.5	20.92	34.77	Pass
			3	0	22.15	0.5	20.50	34.77	Pass
			3	2	22.14	0.5	20.49	34.77	Pass
			3	3	22.31	0.5	20.66	34.77	Pass
			6	0	21.53	0.5	19.88	34.77	Pass
	23095	707.5	1	0	22.47	0.5	20.82	34.77	Pass
			1	3	22.73	0.5	21.08	34.77	Pass
			1	5	22.60	0.5	20.95	34.77	Pass
			3	0	22.19	0.5	20.54	34.77	Pass
			3	2	22.19	0.5	20.54	34.77	Pass
			3	3	22.24	0.5	20.59	34.77	Pass
			6	0	21.35	0.5	19.70	34.77	Pass
	23173	715.3	1	0	22.64	0.5	20.99	34.77	Pass
			1	3	**22.74**	0.5	**21.09**	34.77	Pass
			1	5	22.49	0.5	20.84	34.77	Pass
			3	0	22.34	0.5	20.69	34.77	Pass
			3	2	22.22	0.5	20.57	34.77	Pass
			3	3	22.22	0.5	20.57	34.77	Pass
			6	0	21.47	0.5	19.82	34.77	Pass

LTE Band 12 ,Channel Bandwidth: 3 MHz									
Modulation	Channel	Frequency (MHz)	RB Configuration		Conducted Average Power [dBm]	Antenna Gain [dBi]	ERP [dBm]	ERP Limit [dBm]	Verdict
			Size	Offset					
QPSK	23025	700.5	1	0	23.34	0.5	21.69	34.77	Pass
			1	7	23.46	0.5	21.81	34.77	Pass
			1	14	23.39	0.5	21.74	34.77	Pass
			8	0	22.58	0.5	20.93	34.77	Pass
			8	4	22.70	0.5	21.05	34.77	Pass
			8	7	22.62	0.5	20.97	34.77	Pass
			15	0	22.72	0.5	21.07	34.77	Pass
	23095	707.5	1	0	23.58	0.5	21.93	34.77	Pass
			1	7	23.46	0.5	21.81	34.77	Pass
			1	14	23.21	0.5	21.56	34.77	Pass
			8	0	22.50	0.5	20.85	34.77	Pass
			8	4	22.59	0.5	20.94	34.77	Pass
			8	7	22.51	0.5	20.86	34.77	Pass
			15	0	22.50	0.5	20.85	34.77	Pass
	23165	714.5	1	0	23.77	0.5	22.12	34.77	Pass
			1	7	**23.80**	0.5	**22.15**	34.77	Pass
			1	14	23.43	0.5	21.78	34.77	Pass
			8	0	22.55	0.5	20.90	34.77	Pass
			8	4	22.56	0.5	20.91	34.77	Pass
			8	7	22.48	0.5	20.83	34.77	Pass
			15	0	22.57	0.5	20.92	34.77	Pass
16QAM	23025	700.5	1	0	22.37	0.5	20.72	34.77	Pass
			1	7	22.48	0.5	20.83	34.77	Pass
			1	14	22.39	0.5	20.74	34.77	Pass
			8	0	21.70	0.5	20.05	34.77	Pass
			8	4	21.70	0.5	20.05	34.77	Pass
			8	7	21.72	0.5	20.07	34.77	Pass
			15	0	21.64	0.5	19.99	34.77	Pass
	23095	707.5	1	0	22.37	0.5	20.72	34.77	Pass
			1	7	22.37	0.5	20.72	34.77	Pass
			1	14	22.31	0.5	20.66	34.77	Pass
			8	0	21.54	0.5	19.89	34.77	Pass
			8	4	21.60	0.5	19.95	34.77	Pass
			8	7	21.67	0.5	20.02	34.77	Pass
			15	0	21.39	0.5	19.74	34.77	Pass
	23165	714.5	1	0	22.22	0.5	20.57	34.77	Pass
			1	7	**22.63**	0.5	**20.98**	34.77	Pass
			1	14	22.40	0.5	20.75	34.77	Pass
			8	0	21.65	0.5	20.00	34.77	Pass
			8	4	21.35	0.5	19.70	34.77	Pass
			8	7	21.38	0.5	19.73	34.77	Pass
			15	0	21.29	0.5	19.64	34.77	Pass