TEST REPORT

Applicant:	Realme Chongqing Mobile Telecommunications Corp., Ltd.
Address:	No.178 Yulong Avenue, Yufengshan, Yubei District, Chongqing, China.
Equipment Type:	Mobile Phone
Model Name:	RMX3612
Brand Name:	realme
FCC ID:	2AUYFRMX3612
Test Standard:	47 CFR Part 15 Subpart E (refer section 3.1)
Test Date:	May 31, 2022 - Jun. 03, 2022
Date of Issue:	Jul. 11, 2022

ISSUED BY:

Shenzhen BALUN Technology Co., Ltd.

Tested by: Yu Yingyuan **Checked by:** Ye Hongji **Approved by:** Liao Jianming (Technical Director)

Revision History

Version	Issue Date	Revisions
Rev. 01	Jul. 11, 2022	Initial Issue

TABLE OF CONTENTS

1 GENERAL INFORMATION 4

1.1 Identification of the Testing Laboratory 4

1.2 Identification of the Responsible Testing Location 4

2 PRODUCT INFORMATION 5

2.1 Applicant Information 5

2.2 Manufacturer Information 5

2.3 Factory Information 5

2.4 General Description for Equipment under Test (EUT) 5

2.5 Technical Information 6

2.6 Additional Instructions 8

2.7 Channel List 11

3 SUMMARY OF TEST RESULTS 14

3.1 Test Standards 14

3.2 Test Verdict 14

4 GENERAL TEST CONFIGURATIONS 15

4.1 Test Environments 15

4.2 Test Equipment List 15

4.3 Test Software List 16

4.4 Measurement Uncertainty 16

4.5 Description of Test Setup 17

5 TEST ITEMS 20

5.1 RF Output Power 20

5.2 Emission Bandwidth and 6 dB Bandwidth 21

5.3 Power Spectral density (PSD) 22

5.4 Conducted Emission 23
5.5 Radiated Spurious Emissions and Band Edge (Restricted-band) 24
ANNEX A TEST RESULT 29
A.1 RF Output Power 29
A.2 Emission Bandwidth & 99% Bandwidth 32
A.3 6 dB Bandwidth 34
A.4 Power Spectral Density 35
A.5 Conducted Emissions 37
A.6 Radiated Spurious Emissions and Band Edge (Restricted-band) 39
ANNEX B TEST SETUP PHOTOS 150
ANNEX C EUT EXTERNAL PHOTOS 150
ANNEX D EUT INTERNAL PHOTOS 150

1 GENERAL INFORMATION

1.1 Identification of the Testing Laboratory

Company Name	Shenzhen BALUN Technology Co., Ltd.
Address	Block B, 1/F, Baisha Science and Technology Park, Shahe West Road, Nanshan District, ShenZhen, GuangDong Province, China
Phone Number	+86 755 6685 0100

1.2 Identification of the Responsible Testing Location

Test Location	Shenzhen BALUN Technology Co., Ltd.
Address	Block B, 1/F, Baisha Science and Technology Park, Shahe West Road, Nanshan District, ShenZhen, GuangDong Province, China
Accreditation Certificate	The laboratory is a testing organization accredited by FCC as a accredited testing laboratory. The designation number is CN1196.
Description	All measurement facilities used to collect the measurement data are located at Block B, 1/F, Baisha Science and Technology Park, Shahe West Road, Nanshan District, ShenZhen, GuangDong Province, China

2 PRODUCT INFORMATION

2.1 Applicant Information

Applicant	Realme Chongqing Mobile Telecommunications Corp., Ltd.
Address	No.178 Yulong Avenue, Yufengshan, Yubei District, Chongqing, China.

2.2 Manufacturer Information

Manufacturer	Realme Chongqing Mobile Telecommunications Corp., Ltd.
Address	No.178 Yulong Avenue, Yufengshan, Yubei District, Chongqing, China.

2.3 Factory Information

Factory	N/A
Address	N/A

2.4 General Description for Equipment under Test (EUT)

EUT Name	Mobile Phone
Model Name Under Test	RMX3612
Series Model Name	N/A
Description of Model name differentiation	N/A
Hardware Version	11
Software Version	realme UI V3.0
Dimensions (Approx.)	164.4*75.1*8.1 (mm)
Weight (Approx.)	187g

2.5 Technical Information

Network and Wireless connectivity	2G Network GSM/GPRS/EDGE 850/1900 MHz 3G Network WCDMA/HSDPA/HSUPA/DC-HSDPA/HSPA+ Band 2/4/5 4G Network FDD LTE Band 2/4/5/7/12/13/17/26/66 TDD LTE Band 38/41 CA Uplink (UL): CA_7C, CA_38C, CA_41C 5G Network SA: NR n5/n7/n38/n41/n66 NSA(EN-DC): DC_7A_n5A, DC_66A_n5A, DC_5A_n7A, DC_66A_n7A, DC_26A_n41A Bluetooth (BR+EDR+BLE) 2.4G WIFI 802.11b, 802.11g, 802.11n(HT20/40) and VHT20/40 5G WIFI 802.11a, 802.11n(HT20/40) and 802.11ac(VHT20/40/80) U-NII-1/2A/2C/3

The requirement for the following technical information of the EUT was tested in this report:

Frequency Range	U-NII-1: 5150 MHz to 5250 MHz, U-NII-2A: 5250 MHz to 5350 MHz, U-NII-2C: 5470 MHz to 5725 MHz, U-NII-3: 5725 MHz to 5850 MHz
Product Type	☐ Mobile ☒ Portable ☐ Fix Location
Modulation technology	OFDM
Modulation Type	256QAM, 64QAM, 16QAM, BPSK, QPSK
Product Type	Portable for FCC standard
Transfer Rate (Mbps) (Single RF path)	802.11a: 54/ 48/ 36/ 24/ 18/ 12/ 9/ 6 Mbps 802.11n: up to 150 Mbps 802.11ac: up to VHT-MCS9
Channel Bandwidth	802.11a: 20 MHz 802.11n: 20 MHz, 40 MHz 802.11ac: 20 MHz, 40 MHz, 80 MHz
Maximum Output Power	U-NII-1: 18.93 dBm U-NII-2A: 18.98 dBm U-NII-2C: 18.63 dBm U-NII-3: 18.27 dBm
Antenna System (eg., MIMO, Smart Antenna)	N/A
Categorization as Correlated or Completely Uncorrelated	N/A
Antenna Type	PIFA Antenna

Antenna Gain	U-NII-1: 5150 MHz to 5250 MHz: 0.7 dBi U-NII-2A: 5250 MHz to 5350 MHz: 0.8 dBi U-NII-2C: 5470 MHz to 5725 MHz: 0.2 dBi U-NII-3: 5725 MHz to 5850 MHz: -0.4 dBi (In test items related to antenna gain, the final results reflect this figure. This value is provided by the applicant.)
About the Product	The equipment is Mobile Phone, intended for used with information technology equipment.

2.6 Additional Instructions

EUT Software Settings:

Mode	☒ Special software is used. The software provided by client to enable the EUT under transmission condition continuously at specific channel frequencies individually.

During testing, Channel and Power Controlling Software provided by the customer was used to control the operating channel as well as the output power level. The RF output power selection is for the setting of RF output power expected by the customer and is going to be fixed on the firmware of the final end product.

Test Software	Device bulid-in engneer test mode

U-NII-1 (5150 - 5250 MHz) Power level setup in software			
Mode	Channel	Frequency (MHz)	Soft Set
11a	CH36	5180	14.50
11a	CH44	5220	17.50
11a	CH48	5240	17.50
11n (HT20)	CH36	5180	14.50
11n (HT20)	CH44	5220	17.50
11n (HT20)	CH48	5240	17.50
11n (HT40)	CH38	5190	11.00
11n (HT40)	CH46	5230	17.50
11ac (VHT20)	CH36	5180	13.50
11ac (VHT20)	CH44	5220	17.50
11ac (VHT20)	CH48	5240	17.50
11ac (VHT40)	CH38	5190	10.50
11ac (VHT40)	CH46	5230	17.50
11ac (VHT80)	CH42	5210	9.00

U-NII-2A (5250 - 5350 MHz) Power level setup in software			
Mode	Channel	Frequency (MHz)	Soft Set
11a	CH52	5260	17.50
11a	CH60	5300	17.50
11a	CH64	5320	14.00
11n (HT20)	CH52	5260	17.50
11n (HT20)	CH60	5300	17.50
11n (HT20)	CH64	5320	13.50
11n (HT40)	CH54	5270	17.50
11n (HT40)	CH62	5310	10.50
11ac (VHT20)	CH52	5260	17.50
11ac (VHT20)	CH60	5300	17.50
11ac (VHT20)	CH64	5320	13.50
11ac (VHT40)	CH54	5270	17.50
11ac (VHT40)	CH62	5310	10.50
11ac (VHT80)	CH58	5290	9.00

U-NII-2C (5470 - 5725 MHz) Power level setup in software			
Mode	Channel	Frequency (MHz)	Soft Set
11a	CH100	5500	16.50
11a	CH116	5580	17.50
11a	CH140	5700	15.00
11n (HT20)	CH100	5500	15.00
11n (HT20)	CH116	5580	17.50
11n (HT20)	CH140	5700	14.50
11n (HT40)	CH102	5510	11.00
11n (HT40)	CH118	5590	17.50
11n (HT40)	CH134	5670	16.00
11ac (VHT20)	CH100	5500	16.50
11ac (VHT20)	CH116	5580	17.50
11ac (VHT20)	CH140	5700	15.50
11ac (VHT40)	CH102	5510	13.00
11ac (VHT40)	CH118	5590	17.50
11ac (VHT40)	CH134	5670	17.50
11ac (VHT80)	CH106	5530	12.50
11ac (VHT80)	CH122	5610	17.50

U-NII-3 (5725 - 5850 MHz) Power level setup in software			
Mode	Channel	Frequency (MHz)	Soft Set
11a	CH149	5745	17.50
11a	CH157	5785	17.50
11a	CH165	5825	17.50
11n (HT20)	CH149	5745	17.50
11n (HT20)	CH157	5785	17.50
11n (HT20)	CH165	5825	17.50
11n (HT40)	CH151	5755	17.50
11n (HT40)	CH159	5795	17.50
11ac (VHT20)	CH149	5745	17.50
11ac (VHT20)	CH157	5785	17.50
11ac (VHT20)	CH165	5825	17.50
11ac (VHT40)	CH151	5755	17.50
11ac (VHT40)	CH159	5795	17.50
11ac (VHT80)	CH155	5775	17.50

Run Software:

2.7 Channel List

20 MHz		40 MHz		80 MHz	
Channel Number	Frequency (MHz)	Channel Number	Frequency (MHz)	Channel Number	Frequency (MHz)
36	**5180**	**38**	**5190**	**42**	**5210**
40	5200	**46**	**5230**	**58**	**5290**
44	**5220**	**54**	**5270**	**106**	**5530**
48	**5240**	**62**	**5310**	122	5610
52	**5260**	**102**	**5510**	**138**	**5690**
56	5280	110	5550	**155**	**5775**
60	**5300**	118	5590		
64	**5320**	126	5630		
100	**5500**	134	5670		
104	5520	**142**	**5710**		
108	5540	**151**	**5755**		
112	5560	**159**	**5795**		
116	**5580**				
120	5600				
124	5620				
128	5640				
132	5660				
136	5680				
140	**5700**				
144	**5720**				
149	**5745**				
153	5765				
157	**5785**				
161	5805				
165	**5825**				

The Lowest frequency, the middle frequency and the highest frequency of channel were selected to perform the test, and the selected channel see below:

For 802.11a/n(HT20)/ac(VHT20)

U-NII-1 (5150 - 5250 MHz)			U-NII-2A (5250 - 5350 MHz)		
Channel Number	Channel	Frequency (MHz)	Channel Number	Channel	Frequency (MHz)
36	Low	5180	52	Low	5260
44	Mid	5220	60	Mid	5300
48	High	5240	64	High	5320

U-NII-2C (5470 - 5725 MHz)			U-NII-3 (5725 - 5850 MHz)		
Channel Number	Channel	Frequency (MHz)	Channel Number	Channel	Frequency (MHz)
100	Low	5500	149	Low	5745
116	Mid	5580	157	Mid	5785
140	High	5700	165	High	5825

For 802.11n(HT40)/ac(VHT40)

U-NII-1 (5150 - 5250 MHz)			U-NII-2A (5250 - 5350 MHz)		
Channel Number	Channel	Frequency (MHz)	Channel Number	Channel	Frequency (MHz)
38	Low	5190	54	Low	5270
46	High	5230	62	High	5310

U-NII-2C (5150 - 5250 MHz)			U-NII-3 (5725 - 5850 MHz)		
Channel Number	Channel	Frequency (MHz)	Channel Number	Channel	Frequency (MHz)
102	Low	5510	151	Low	5755
118	Mid	5590	159	High	5795
134	High	5670			

For 802.11ac(VHT80)

U-NII-1 (5150 - 5250 MHz)			U-NII-2A (5250 - 5350 MHz)		
Channel Number	Channel	Frequency (MHz)	Channel Number	Channel	Frequency (MHz)
42	Mid	5210	58	Mid	5290

U-NII-2C (5470 - 5725 MHz)			U-NII-3 (5725 - 5850 MHz)		
Channel Number	Channel	Frequency (MHz)	Channel Number	Channel	Frequency (MHz)
106	Low	5530	155	Mid	5775
122	High	5610			

Note: Preliminary tests were performed in different data rate in above table to find the worst radiated emission. The data rate shown in the table below is the worst-case rate with respect to the specific test item. Investigation has been done on all the possible configurations for searching the worst cases. The

following table is a list of the test modes shown in this test report.

Test Items	Mode	Data Rate	Modulation Type	U-NII-1 Channel	U-NII-2A Channel	U-NII-2C Channel	U-NII-3 Channel
RF Output Power	11a	6	BPSK	48/44/36	64/60/52	140/116/100	165/157/149
	11n(20 MHz)	6.5		48/44/36	64/60/52	140/116/100	165/157/149
	11n(40 MHz)	13.5		46/38	62/54	134/118/102	159/151
	11ac(20 MHz)	6.5		48/44/36	64/60/52	140/116/100	165/157/149
	11ac(40 MHz)	13.5		46/38	62/54	134/118/102	159/151
	11ac(80 MHz)	29.3		42	58	122/106	155
Emission Bandwidth & 99% Occupied Bandwidth	11a	6	BPSK	48/44/36	64/60/52	140/116/100	165/157/149
	11n(20 MHz)	6.5		48/44/36	64/60/52	140/116/100	165/157/149
	11n(40 MHz)	13.5		46/38	62/54	134/118/102	159/151
	11ac(20 MHz)	6.5		48/44/36	64/60/52	140/116/100	165/157/149
	11ac(40 MHz)	13.5		46/38	62/54	134/118/102	159/151
	11ac(80 MHz)	29.3		42	58	122/106	155
6 dB bandwidth	11a	6	BPSK	N/A	N/A	N/A	165/157/149
	11n(20 MHz)	6.5		N/A	N/A	N/A	165/157/149
	11n(40 MHz)	13.5		N/A	N/A	N/A	159/151
	11ac(20 MHz)	6.5		N/A	N/A	N/A	165/157/149
	11ac(40 MHz)	13.5		N/A	N/A	N/A	159/151
	11ac(80 MHz)	29.3		N/A	N/A	N/A	155
Power Spectral Density	11a	6	BPSK	48/44/36	64/60/52	140/116/100	165/157/149
	11n(20 MHz)	6.5		48/44/36	64/60/52	140/116/100	165/157/149
	11n(40 MHz)	13.5		46/38	62/54	134/118/102	159/151
	11ac(20 MHz)	6.5		48/44/36	64/60/52	140/116/100	165/157/149
	11ac(40 MHz)	13.5		46/38	62/54	134/118/102	159/151
	11ac(80 MHz)	29.3		42	58	122/106	155
Radiated Spurious Emissions	11a	6	BPSK	48/44/36	64/60/52	140/116/100	165/157/149
	11n(20 MHz)	6.5		48/44/36	64/60/52	140/116/100	165/157/149
	11n(40 MHz)	13.5		46/38	62/54	134/118/102	159/151
	11ac(20 MHz)	6.5		48/44/36	64/60/52	140/116/100	165/157/149
	11ac(40 MHz)	13.5		46/38	62/54	134/118/102	159/151
	11ac(80 MHz)	29.3		42	58	122/106	155
Band Edge (Restricted-band)	11a	6	BPSK	48/36	64/52	140/100	165/149
	11n(20 MHz)	6.5		48/36	64/52	140/100	165/149
	11n(40 MHz)	13.5		46/38	62/54	134/102	159/151
	11ac(20 MHz)	6.5		48/36	64/52	140/100	165/149
	11ac(40 MHz)	13.5		46/38	62/54	134/102	159/151
	11ac(80 MHz)	29.3		42	58	122/106	155

3 SUMMARY OF TEST RESULTS

3.1 Test Standards

No.	Identity	Document Title
1	47 CFR Part 15 Subpart E	Unlicensed National Information Infrastructure Devices
2	KDB Publication 789033 D02v02r01	Guidelines for Compliance Testing of Unlicensed National Information Infrastructure (U-NII) Devices Part 15, Subpart E
3	ANSI C63.10-2013	American National Standard for Testing Unlicensed Wireless Devices

3.2 Test Verdict

No.	Description	FCC Part No.	Test Result	Verdict
1	Antenna Requirement	15.203	--	Pass[Note1]
2	RF Output Power	15.407(a)	ANNEX A.1	Pass
3	Emission Bandwidth & 99% Occupied Bandwidth	15.407(a)	ANNEX A.2	Pass
4	6 dB bandwidth	15.407(e)	ANNEX A.3	Pass
5	Power Spectral Density	15.407(a)	ANNEX A.4	Pass
6	Conducted Emission	15.207	ANNEX A.5	Pass
7	Radiated Spurious Emissions and Band Edge (Restricted-band)	15.407(b)	ANNEX A.6	Pass
8	Receiver Spurious Emissions	--	--	N/A[Note2]

Note [1]: The EUT has a permanently and irreplaceable attached antenna, which complies with the requirement FCC 15.203.

Note [2]: Only radio communication receivers operating in stand-alone mode within the U-NII-30-960 MHz, as well as scanner receivers, are subject to Industry Canada requirements, so this test is not applicable.

Note [3]: Under all normal operating conditions specified in the user manual, frequency stability can keep radiation within the operating frequency band.

4 GENERAL TEST CONFIGURATIONS

4.1 Test Environments

During the measurement, the normal environmental conditions were within the listed ranges:

Relative Humidity	45% to 55%	
Atmospheric Pressure	100 kPa to 102 kPa	
Temperature	NT (Normal Temperature)	+22℃ to +25℃
	LT (Low Temperature)	0℃
	HT (High Temperature)	+35℃
Working Voltage of the EUT	NV (Normal Voltage)	3.87 V
	LV (Low Voltage)	3.60 V
	HV (High Voltage)	4.45 V

4.2 Test Equipment List

Description	Manufacturer	Model	Serial No.	Cal. Date	Cal. Due
Spectrum Analyzer	ROHDE&SCHWARZ	FSV-40	101544	2022.01.04	2023.01.03
Spectrum Analyzer	KEYSIGHT	N9020A	MY50330200	2022.05.19	2023.05.18
Signaling Unit	ROHDE&SCHWARZ	CMW500	142028	2022.05.19	2023.05.18
Spectrum Analyzer	ROHDE&SCHWARZ	FSV-30	103118	2021.08.09	2022.08.08
Vector Signal Generator	ROHDE&SCHWARZ	SMBV100A	260592	2022.02.09	2023.02.08
Signal Generator	ROHDE&SCHWARZ	SMB100A	177746	2021.08.24	2022.08.23
Switch Unit with OSP-B157	ROHDE&SCHWARZ	OSP120	101270	2022.05.19	2023.05.18
Power Sensor	KEYSIGHT	U2063XA	MY58000247	2021.09.13	2022.09.12
EMI Receiver	KEYSIGHT	N9038A	MY53220118	2021.10.10	2022.10.09
EMI Receiver	ROHDE&SCHWARZ	ESRP	101036	2021.06.08	2022.06.07
LISN	SCHWARZBECK	NSLK 8127	8127-687	2021.04.16	2024.04.15
Test Antenna-Loop(9 kHz-30 MHz)	SCHWARZBECK	FMZB 1519	1519-037	2021.08.20	2024.08.19
Test Antenna-Bi-Log(30 MHz-3 GHz)	SCHWARZBECK	VULB 9163	9163-624	2019.07.02	2022.07.01
Test Antenna-Horn(1-18 GHz)	SCHWARZBECK	BBHA 9120D	9120D-1917	2021.07.02	2023.07.01
Test Antenna-Horn (18-40 GHz)	A-INFO	LB-180400KF	J211060273	2022.02.19	2024.09.03
Anechoic Chamber	RAINFORD	9m*6m*6m	N/A	2021.09.04	2024.09.09
Anechoic Chamber	EMC Electronic Co., Ltd	20.10*11.60*7.35m	N/A	2021.08.15	2024.08.14
Shielded Enclosure	ChangNing	CN-130701	130703	--	--

4.3 Test Software List

Description	Manufacturer	Software Version	Serial No.	Applicable test Setup
BL410R	BALUN	V2.1.1.488	N/A	The section 4.5.1
BL410E	BALUN	V19.8.28.435	N/A	The section 4.5.2&4.5.3&4.5.4&4.5.5

4.4 Measurement Uncertainty

The following measurement uncertainty levels have been estimated for tests performed on the EUT as specified in CISPR 16-4-2.

This uncertainty represents an expanded uncertainty expressed at approximately the 95% confidence level using a coverage factor of k=2.

Parameters	Uncertainty
Occupied Channel Bandwidth	2.8%
RF output power, conducted	1.28 dB
Power Spectral Density, conducted	1.30 dB
Unwanted Emissions, conducted	1.84 dB
All emissions, radiated	5.36 dB
Temperature	0.82°C
Humidity	4.1%

4.5 Description of Test Setup

4.5.1 For Antenna Port Test

Conducted value (dBm) = Measurement value (dBm) + cable loss (dB)

For example: the measurement value is 10 dBm and the cable 0.5dBm used, then the final result of EUT:
Conducted value (dBm) = 10 dBm + 0.5 dB = 10.5 dBm

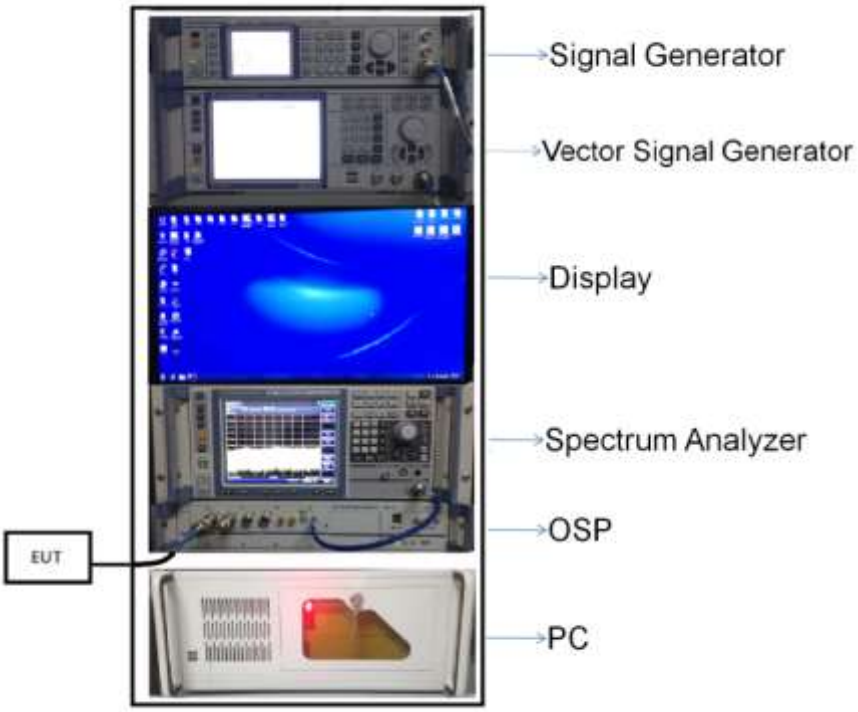

(Diagram 1)

4.5.2 For AC Power Supply Port Test

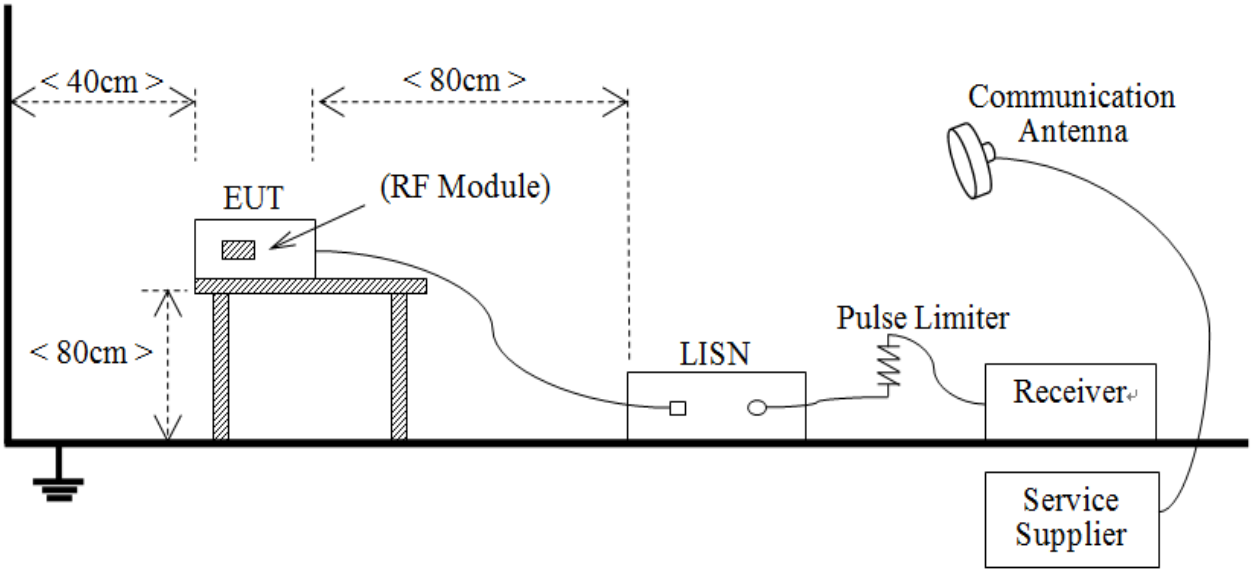

(Diagram 2)

4.5.3 For Radiated Test (Below 30 MHz)



(Diagram 3)

4.5.4 For Radiated Test (30 MHz-1 GHz)

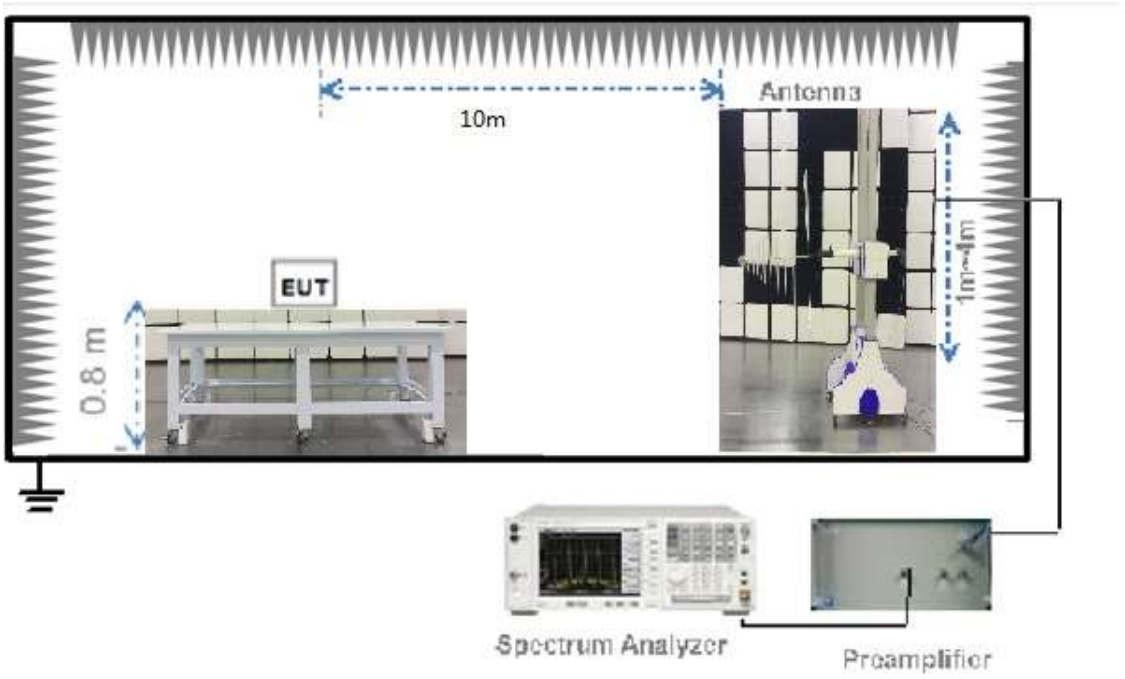

(Diagram 4)

4.5.5 For Radiated Test (Above 1 GHz)

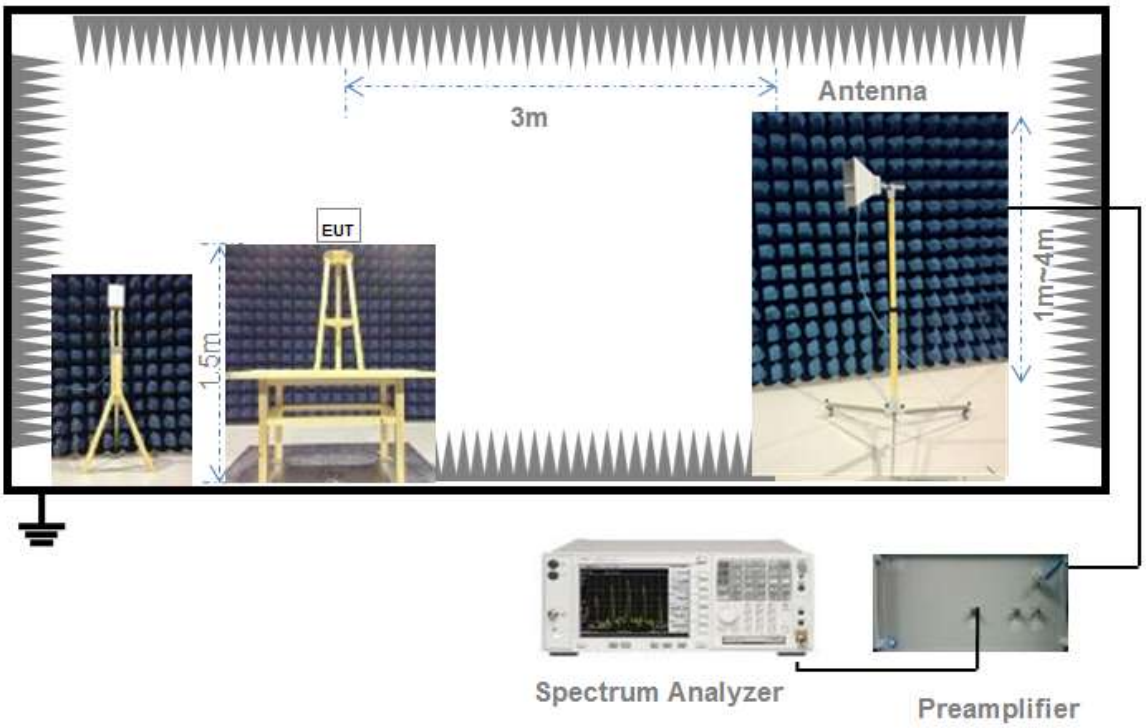

(Diagram 5)

5 TEST ITEMS

5.1 RF Output Power

5.1.1 Test Limit

FCC §15.407(a)

The maximum conducted output power should not exceed:

Frequency Band (MHz)	Limit
5150-5250	250 mW
5250-5350	250 mW or 11 dBm + 10log B, whichever is less.
5470-5725	250 mW or 11 dBm + 10log B, whichever is less.
5725-5850	1 W
Note: Where “B” is the 26 dB emissions bandwidth in MHz.	

5.1.2 Test Setup

The section 4.5.1 (Diagram 1) test setup description was used for this test. The photo of test setup please refer to ANNEX B.

5.1.3 Test Procedure

The maximum peak conducted output power may be measured using a broadband Average RF power meter. The power meter shall have a video bandwidth that is greater than or equal to the emission bandwidth and utilize a fast-responding diode detector.

The E.I.R.P used radiated test method. At a test site that has been validated using the procedures of ANSI C63.4 or the latest CISPR 16-1-4 for measurements above 1 GHz, so as to simulate a near free-space environment.

5.1.4 Test Result

Please refer to ANNEX A.1.

5.2 Emission Bandwidth and 6 dB Bandwidth

5.2.1 Limit

FCC §15.407(a)

Within the 5.725-5.85 GHz band, the minimum 6 dB bandwidth of U-NII devices shall be at least 500 kHz.

5.2.2 Test Setup

The test setup photo please refer to 4.5.1 (Diagram 1) test setup description was used for this test. The photo of test setup please refer to ANNEX B.

5.2.3 Test Procedure

Emission bandwidth

1. Set RBW = approximately 1% of the emission bandwidth.

2. Set VBW ≥ 3*RBW,

3. Detector = Peak.

4. Trace mode = Max hold.

5. Measure the maximum width of the emission that is 26 dB down from the peak of the emission.

Occupied Bandwidth

1. Set Span = 1.5 times to 5.0 times the OBW

2. Set RBW = 1% to 5% of the OBW.

3. Set VBW ≥ 3*RBW, Detector = Peak.

4. Trace mode = Max hold.

5. Use the 99% power bandwidth function of the instrument.

6 dB bandwidth

1. Set RBW = 100 kHz, VBW = 300 kHz.

2. Detector = Peak.Trace mode = Max hold.

3. Allow the trace to stabilize.

4. Measure the maximum width of the emission that is constrained by the frequencies associated with the two outermost amplitude points (upper and lower frequencies) that are attenuated by 6 dB relative to the maximum level measured in the fundamental emission.

5.2.4 Test Result

Please refer to ANNEX A.2 and ANNEX A.3.

5.3 Power Spectral density (PSD)

5.3.1 Limit

FCC §15.407(a)

The maximum power spectral density should not exceed:

Frequency Band (MHz)	Limit
5150-5250	11 dBm/MHz
5250-5350	11 dBm/MHz
5470-5725	11 dBm/MHz
5725-5850	30 dBm/500kHz

5.3.2 Test Setup

The section 4.5.1 (Diagram 1) test setup description was used for this test. The photo of test setup please refer to ANNEX B.

5.3.3 Test Procedure

Set the spectrum analyzer or EMI receiver span to view the entire emission bandwidth.
1. Set RBW = 510 kHz/1 MHz, VBW ≥ 3*RBW, Sweep time = Auto, Detector = RMS.
2. Allow the sweeps to continue until the trace stabilizes.
3. Use the peak marker function to determine the maximum amplitude level.
4. The E.I.R.P spectral density used radiated test method. At a test site that has been validated using the procedures of ANSI C63.4 or the latest CISPR 16-1-4 for measurements above 1 GHz, so as to simulate a near free-space environment.

5.3.4 Test Result

Please refer to ANNEX A.4.

5.4 Conducted Emission

5.4.1 Limit

FCC §15.207

For an intentional radiator that is designed to be connected to the public utility (AC) power line, the radio frequency voltage that is conducted back onto the AC power line on any frequency within the U-NII-150 kHz to 30 MHz shall not exceed the limits in the following table, as measured using a 50μH/50Ω line impedance stabilization network (LISN).

Frequency range (MHz)	Conducted Limit (dBμV)	
	Quai-peak	Average
0.15 - 0.50	66 to 56	56 to 46
0.50 - 5	56	46
0.50 - 30	60	50

5.4.2 Test Setup

The section 4.5.2 (Diagram 2) test setup description was used for this test. The photo of test setup please refer to ANNEX B.

5.4.3 Test Procedure

The maximum conducted interference is searched using Peak (PK), if the emission levels more than the AV and QP limits, and that have narrow margins from the AV and QP limits will be re-measured with AV and QP detectors. Tests for both L phase and N phase lines of the power mains connected to the EUT are performed. Refer to recorded points and plots below.

5.4.4 Test Result

Please refer to ANNEX A.5.

5.5 Radiated Spurious Emissions and Band Edge (Restricted-band)

5.5.1 Limit

FCC §15.209 & 15.407(b)

Frequency (MHz)	Field Strength (μV/m)	Measurement Distance (m)
0.009 - 0.490	2400/F(kHz)	300
0.490 - 1.705	24000/F(kHz)	30
1.705 - 30.0	30	30
30 - 88	100	3
88 - 216	150	3
216 - 960	200	3
Above 960	500	3

Note [1]: The Limit for radiated test was performed according to FCC Part 15C
Note [2]: The tighter limit applies at the band edge.

Un-restricted band emissions	
Out Operating Band (MHz)	Limit
5150 - 5250	e.i.r.p. -27 dBm (68.2 dBuV/m@3m)
5250 - 5350	e.i.r.p. -27 dBm (68.2 dBuV/m@3m)
5470 - 5725	e.i.r.p. -27 dBm (68.2 dBuV/m@3m)
5725 - 5850	All emissions shall be limited to a level of -27 dBm/MHz at 75 MHz or more above or below the band edge increasing linearly to 10 dBm/MHz at 25 MHz above or below the band edge, and from 25 MHz above or below the band edge increasing linearly to a level of 15.6 dBm/MHz at 5 MHz above or below the band edge, and from 5 MHz above or below the band edge increasing linearly to a level of 27 dBm/MHz at the band edge. 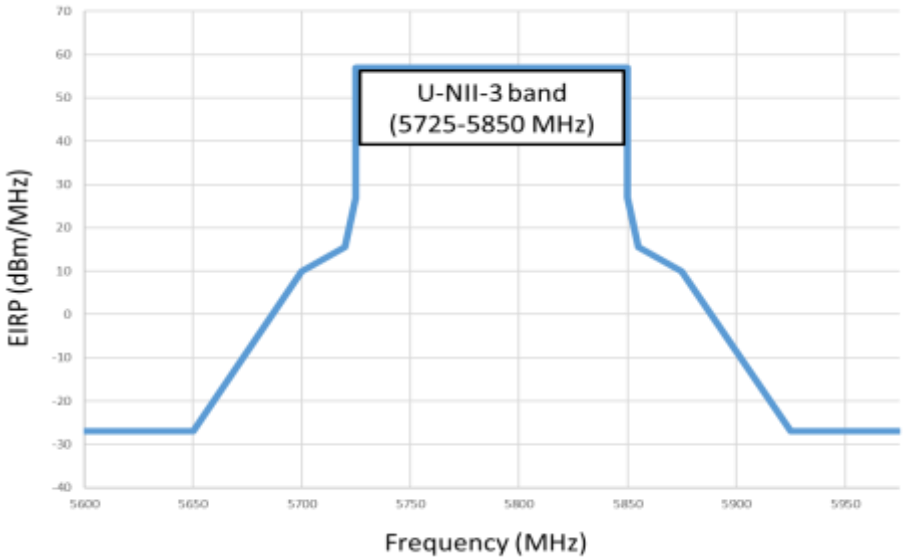

Note: The following formula is used to convert the equipment isotropic radiated power (eirp) to field strength.

5.5.2 Test Setup

The section 4.5.3-4.5.5 (Diagram 3 - Diagram 5) test setup description was used for this test. The photo of test setup please refer to ANNEX B.

5.5.3 Test Procedure

Since the emission limits are specified in terms of radiated field strength levels, measurements performed to demonstrate compliance have traditionally relied on a radiated test configuration. Radiated measurements remain the principal method for demonstrating compliance to the specified limits; however antenna-port conducted measurements are also now acceptable to demonstrate compliance (see below for details). When radiated measurements are utilized, test site requirements and procedures for maximizing and measuring radiated emissions that are described in ANSI C63.10 shall be followed.

Antenna-port conducted measurements may also be used as an alternative to radiated measurements for demonstrating compliance in the restricted frequency bands. If conducted measurements are performed, then proper impedance matching must be ensured and an additional radiated test for cabinet/case spurious emissions is required.

General Procedure for conducted measurements in restricted bands

a) Measure the conducted output power (in dBm) using the detector specified (see guidance regarding measurement procedures for determining quasi-peak, peak, and average conducted output power, respectively).

b) Add the maximum transmit antenna gain (in dBi) to the measured output power level to determine the EIRP level (see guidance on determining the applicable antenna gain)

c) Add the appropriate maximum ground reflection factor to the EIRP level (6 dB for frequencies ≤ 30 MHz, 4.7 dB for frequencies between 30 MHz and 1000 MHz, inclusive and 0 dB for frequencies > 1000 MHz).

d) For devices with multiple antenna-ports, measure the power of each individual chain and sum the EIRP of all chains in linear terms (e.g., Watts, mW).

e) Convert the resultant EIRP level to an equivalent electric field strength using the following relationship:

$E = EIRP – 20\log D + 104.8$

where:

E = electric field strength in dBμV/m,

EIRP = equivalent isotropic radiated power in dBm

D = specified measurement distance in meters.

f) Compare the resultant electric field strength level to the applicable limit.

g) Perform radiated spurious emission test.

Quasi-Peak measurement procedure

The specifications for measurements using the CISPR quasi-peak detector can be found in Publication 16 of the International Special Committee on Radio Frequency Interference (CISPR) of the International

Electrotechnical Commission.

As an alternative to CISPR quasi-peak measurement, compliance can be demonstrated to the applicable emission limits using a peak detector.

Peak power measurement procedure

Peak emission levels are measured by setting the instrument as follows:

a) RBW = as specified in Table 1.

b) VBW ≥ 3 x RBW.

c) Detector = Peak.

d) Sweep time = auto.

e) Trace mode = max hold.

f) Allow sweeps to continue until the trace stabilizes. (Note that the required measurement time may be longer for low duty cycle applications).

Table 1—RBW as a function of frequency

Frequency	RBW
9-150 kHz	200-300 Hz
0.15-30 MHz	9-10 kHz
30-1000 MHz	100-120 kHz
> 1000 MHz	1 MHz

If the peak-detected amplitude can be shown to comply with the average limit, then it is not necessary to perform a separate average measurement.

Trace averaging across on and off times of the EUT transmissions followed by duty cycle correction

If continuous transmission of the EUT (i.e., duty cycle ≥ 98 percent) cannot be achieved and the duty cycle is constant (i.e., duty cycle variations are less than ± 2 percent), then the following procedure shall be used:

a) The EUT shall be configured to operate at the maximum achievable duty cycle.

b) Measure the duty cycle, x, of the transmitter output signal as described in section 6.0.

c) RBW = 1 MHz (unless otherwise specified).

d) VBW ≥ 3 x RBW.

e) Detector = RMS, if span/(# of points in sweep) ≤ (RBW/2). Satisfying this condition may require increasing the number of points in the sweep or reducing the span. If this condition cannot be satisfied, then the detector mode shall be set to peak.

f) Averaging type = power (i.e., RMS).

1) As an alternative, the detector and averaging type may be set for linear voltage averaging.

2) Some instruments require linear display mode in order to use linear voltage averaging. Log or dB

averaging shall not be used.

g) Sweep time = auto.

h) Perform a trace average of at least 100 traces.

i) A correction factor shall be added to the measurement results prior to comparing to the emission limit in order to compute the emission level that would have been measured had the test been performed at 100 percent duty cycle. The correction factor is computed as follows:

1) If power averaging (RMS) mode was used in step f), then the applicable correction factor is 10 log(1/x), where x is the duty cycle.

2) If linear voltage averaging mode was used in step f), then the applicable correction factor is 20 log(1/x), where x is the duty cycle.

3) If a specific emission is demonstrated to be continuous (≥ 98 percent duty cycle) rather than turning on and off with the transmit cycle, then no duty cycle correction is required for that emission.

NOTE: Reduction of the measured emission amplitude levels to account for operational duty factor is not permitted. Compliance is based on emission levels occurring during transmission - not on an average across on and off times of the transmitter.

Determining the applicable transmit antenna gain

A conducted power measurement will determine the maximum output power associated with a restricted band emission; however, in order to determine the associated EIRP level, the gain of the transmitting antenna (in dBi) must be added to the measured output power (in dBm).

Since the out-of-band characteristics of the EUT transmit antenna will often be unknown, the use of a conservative antenna gain value is necessary. Thus, when determining the EIRP based on the measured conducted power, the upper bound on antenna gain for a device with a single RF output shall be selected as the maximum in-band gain of the antenna across all operating bands, or 2 dBi, whichever is greater. However, for devices that operate in multiple frequency bands while using the same transmit antenna, the highest gain of the antenna within the operating band nearest in frequency to the restricted band emission being measured may be used in lieu of the overall highest gain when the emission is at a frequency that is within 20 percent of the nearest band edge frequency, but in no case shall a value less than 2 dBi be used.

See KDB 662911 for guidance on calculating the additional array gain term when determining the effective antenna gain for a EUT with multiple outputs occupying the same or overlapping frequency ranges in the same band.

Radiated spurious emission test

An additional consideration when performing conducted measurements of restricted band emissions is that unwanted emissions radiating from the EUT cabinet, control circuits, power leads, or intermediate circuit elements will likely go undetected in a conducted measurement configuration. To address this concern, a radiated test shall be performed to ensure that emissions emanating from the EUT cabinet (rather than the antenna port) also comply with the applicable limits.

For these cabinet radiated spurious emission measurements the EUT transmit antenna may be replaced with a termination matching the nominal impedance of the antenna. Procedures for performing radiated measurements are specified in ANSI C63.10. All detected emissions shall comply with the applicable limits.

The measurement frequency range is from 30 MHz to the 10th harmonic of the fundamental frequency. The Turn Table is actuated to turn from 0° to 360°, and both horizontal and vertical polarizations of the Test Antenna are used to find the maximum radiated power. Mid channels on all channel bandwidth verified. Only the worst RB size/offset presented.

The power of the EUT transmitting frequency should be ignored.

All Spurious Emission tests were performed in X, Y, Z axis direction. And only the worst axis test condition was recorded in this test report.

Use the following spectrum analyzer settings:

Span = wide enough to fully capture the emission being measured
RBW = 1 MHz for f ≥ 1 GHz, 100 kHz for f < 1 GHz
VBW ≥ RBW
Sweep = auto
Detector function = peak
Trace = max hold

5.5.4 Test Result

Please refer to ANNEX A.6.

ANNEX A TEST RESULT

A.1 RF Output Power

Note [1]: For FCC standard, if transmitting antennas of directional gain greater than 6 dBi are used, all band maximum conducted output power shall be reduced by the amount in dB that the directional gain of the antenna exceeds 6 dBi.

Duty Cycle

Test Mode	On Time (ms)	On+Off time (ms)	Duty Cycle
11a	1.31	1.34	97.10%
11n (HT20)/11ac (VHT20)	1.31	1.34	97.10%
11n (HT40)/11ac (VHT40)	0.65	0.69	94.73%
11ac (VHT80)	0.32	0.36	90.10%

Test Data

Conducted Power

U-NII-1 (5150 - 5250 MHz)					
Mode	Channel	Conducted Power (dBm)	Conducted Power (mW)	FCC Limit (mW)	Verdict
11a	CH36	15.55	35.89	250	Pass
11a	CH44	18.20	66.07	250	Pass
11a	CH48	18.64	73.11	250	Pass
11n (HT20)	CH36	15.39	34.59	250	Pass
11n (HT20)	CH44	18.57	71.94	250	Pass
11n (HT20)	CH48	18.53	71.29	250	Pass
11n (HT40)	CH38	11.94	15.63	250	Pass
11n (HT40)	CH46	18.86	76.91	250	Pass
11ac (VHT20)	CH36	14.43	27.73	250	Pass
11ac (VHT20)	CH44	18.55	71.61	250	Pass
11ac (VHT20)	CH48	18.93	78.16	250	Pass
11ac (VHT40)	CH38	11.34	13.61	250	Pass
11ac (VHT40)	CH46	18.89	77.45	250	Pass
11ac (VHT80)	CH42	9.34	8.59	250	Pass

U-NII-2A (5250 - 5350 MHz)					
Mode	Channel	Conducted Power (dBm)	Conducted Power (mW)	FCC Limit (mW)	Verdict
11a	CH52	18.63	72.95	250	Pass
11a	CH60	18.79	75.68	250	Pass
11a	CH64	14.90	30.90	250	Pass
11n (HT20)	CH52	18.95	78.52	250	Pass
11n (HT20)	CH60	18.26	66.99	250	Pass
11n (HT20)	CH64	14.26	26.67	250	Pass
11n (HT40)	CH54	18.48	70.47	250	Pass
11n (HT40)	CH62	11.24	13.30	250	Pass
11ac (VHT20)	CH52	18.53	71.29	250	Pass
11ac (VHT20)	CH60	18.72	74.47	250	Pass
11ac (VHT20)	CH64	14.34	27.16	250	Pass
11ac (VHT40)	CH54	18.98	79.07	250	Pass
11ac (VHT40)	CH62	11.31	13.52	250	Pass
11ac (VHT80)	CH58	9.66	9.25	250	Pass

U-NII-2C (5470 - 5725 MHz)					
Mode	Channel	Conducted Power (dBm)	Conducted Power (mW)	FCC Limit (mW)	Verdict
11a	CH100	17.09	51.17	250	Pass
11a	CH116	18.49	70.63	250	Pass
11a	CH140	15.33	34.12	250	Pass
11n (HT20)	CH100	15.57	36.06	250	Pass
11n (HT20)	CH116	18.39	69.02	250	Pass
11n (HT20)	CH140	14.74	29.79	250	Pass
11n (HT40)	CH102	11.70	14.79	250	Pass
11n (HT40)	CH118	18.58	72.11	250	Pass
11n (HT40)	CH134	16.44	44.06	250	Pass
11ac (VHT20)	CH100	17.02	50.35	250	Pass
11ac (VHT20)	CH116	18.35	68.39	250	Pass
11ac (VHT20)	CH140	15.73	37.41	250	Pass
11ac (VHT40)	CH102	13.83	24.15	250	Pass
11ac (VHT40)	CH118	18.63	72.95	250	Pass
11ac (VHT40)	CH134	18.54	71.45	250	Pass
11ac (VHT80)	CH106	13.13	20.56	250	Pass
11ac (VHT80)	CH122	18.48	70.47	250	Pass

U-NII-3 (5725 - 5850 MHz)					
Mode	Channel	Conducted Power (dBm)	Conducted Power (mW)	FCC Limit (mW)	Verdict
11a	CH149	17.73	59.29	1000	Pass
11a	CH157	17.89	61.52	1000	Pass
11a	CH165	18.27	67.14	1000	Pass
11n (HT20)	CH149	17.64	58.08	1000	Pass
11n (HT20)	CH157	17.80	60.26	1000	Pass
11n (HT20)	CH165	17.75	59.57	1000	Pass
11n (HT40)	CH151	17.69	58.75	1000	Pass
11n (HT40)	CH159	17.72	59.16	1000	Pass
11ac (VHT20)	CH149	17.64	58.08	1000	Pass
11ac (VHT20)	CH157	17.78	59.98	1000	Pass
11ac (VHT20)	CH165	18.17	65.61	1000	Pass
11ac (VHT40)	CH151	17.72	59.16	1000	Pass
11ac (VHT40)	CH159	17.76	59.70	1000	Pass
11ac (VHT80)	CH155	17.26	53.21	1000	Pass

A.2 Emission Bandwidth & 99% Bandwidth

Note: Test plots please refer to the document “Annex No.: BL-SZ2250753-604 Data Part 1.pdf”.

Test Data

U-NII-1 (5150 - 5250 MHz)			
Mode	Channel	26 dB Bandwidth (MHz)	99% Bandwidth (MHz)
11a	CH36	20.16	16.53
11a	CH44	29.21	17.03
11a	CH48	29.72	16.98
11n (HT20)	CH36	20.40	17.62
11n (HT20)	CH44	31.04	18.14
11n (HT20)	CH48	29.78	17.95
11n (HT40)	CH38	40.74	36.05
11n (HT40)	CH46	69.32	36.74
11ac (VHT20)	CH36	20.46	17.58
11ac (VHT20)	CH44	30.86	18.12
11ac (VHT20)	CH48	30.39	18.12
11ac (VHT40)	CH38	40.69	36.03
11ac (VHT40)	CH46	67.22	36.77
11ac (VHT80)	CH42	81.11	75.25

U-NII-2A (5250 - 5350 MHz)			
Mode	Channel	26 dB Bandwidth (MHz)	99% Bandwidth (MHz)
11a	CH52	29.21	16.90
11a	CH60	32.59	17.89
11a	CH64	21.01	16.61
11n (HT20)	CH52	31.63	18.00
11n (HT20)	CH60	32.41	18.18
11n (HT20)	CH64	21.21	17.66
11n (HT40)	CH54	65.56	16.59
11n (HT40)	CH62	40.76	36.04
11ac (VHT20)	CH52	29.38	17.89
11ac (VHT20)	CH60	32.23	18.41
11ac (VHT20)	CH64	21.30	17.65
11ac (VHT40)	CH54	68.67	36.76
11ac (VHT40)	CH62	40.56	36.00
11ac (VHT80)	CH58	81.14	75.29

U-NII-2C (5470 - 5725 MHz)			
Mode	Channel	26 dB Bandwidth (MHz)	99% Bandwidth (MHz)
11a	CH100	25.66	16.68
11a	CH116	29.14	16.95
11a	CH140	20.56	16.55
11n (HT20)	CH100	21.45	17.67
11n (HT20)	CH116	29.32	17.94
11n (HT20)	CH140	20.45	17.61
11n (HT40)	CH102	40.67	36.03
11n (HT40)	CH118	69.16	36.58
11n (HT40)	CH134	47.32	36.23
11ac (VHT20)	CH100	24.34	17.76
11ac (VHT20)	CH116	28.99	17.91
11ac (VHT20)	CH140	21.15	17.65
11ac (VHT40)	CH102	40.55	36.05
11ac (VHT40)	CH118	64.12	36.51
11ac (VHT40)	CH134	68.59	36.71
11ac (VHT80)	CH106	81.47	75.27
11ac (VHT80)	CH122	144.50	76.52

U-NII-3 (5725 - 5850 MHz)			
Mode	Channel	26 dB Bandwidth (MHz)	99% Bandwidth (MHz)
11a	CH149	27.87	16.82
11a	CH157	27.58	16.83
11a	CH165	29.12	16.85
11n (HT20)	CH149	27.55	17.85
11n (HT20)	CH157	27.14	17.85
11n (HT20)	CH165	26.31	17.79
11n (HT40)	CH151	61.78	36.44
11n (HT40)	CH159	53.75	36.35
11ac (VHT20)	CH149	27.50	17.86
11ac (VHT20)	CH157	27.21	17.86
11ac (VHT20)	CH165	28.46	17.85
11ac (VHT40)	CH151	64.66	36.40
11ac (VHT40)	CH159	52.49	36.33
11ac (VHT80)	CH155	137.80	76.30

A.3 6 dB Bandwidth

Note: Test plots please refer to the document “Annex No.: BL-SZ2250753-604 Data Part 2.pdf”.

Test Data

U-NII-3 (5725 - 5850 MHz)				
Mode	Channel	6 dB Bandwidth (MHz)	Limit (kHz)	Verdict
11a	CH149	15.20	500.00	Pass
11a	CH157	15.20	500.00	Pass
11a	CH165	15.25	500.00	Pass
11n (HT20)	CH149	15.25	500.00	Pass
11n (HT20)	CH157	15.25	500.00	Pass
11n (HT20)	CH165	15.20	500.00	Pass
11n (HT40)	CH151	35.20	500.00	Pass
11n (HT40)	CH159	35.20	500.00	Pass
11ac (VHT20)	CH149	15.20	500.00	Pass
11ac (VHT20)	CH157	15.25	500.00	Pass
11ac (VHT20)	CH165	15.20	500.00	Pass
11ac (VHT40)	CH151	35.20	500.00	Pass
11ac (VHT40)	CH159	35.20	500.00	Pass
11ac (VHT80)	CH155	75.25	500.00	Pass

A.4 Power Spectral Density

Note: Test plots please refer to the document “Annex No.: BL-SZ2250753-604 Data Part 3.pdf”.

Test Data

U-NII-1 (5150 - 5250 MHz)				
Mode	Channel	PSD (dBm/MHz)	Limit (dBm/MHz)	Verdict
11a	CH36	4.82	11.00	Pass
11a	CH44	7.64	11.00	Pass
11a	CH48	7.83	11.00	Pass
11n (HT20)	CH36	4.59	11.00	Pass
11n (HT20)	CH44	7.74	11.00	Pass
11n (HT20)	CH48	7.64	11.00	Pass
11n (HT40)	CH38	-2.08	11.00	Pass
11n (HT40)	CH46	5.20	11.00	Pass
11ac (VHT20)	CH36	3.61	11.00	Pass
11ac (VHT20)	CH44	7.72	11.00	Pass
11ac (VHT20)	CH48	8.04	11.00	Pass
11ac (VHT40)	CH38	-2.65	11.00	Pass
11ac (VHT40)	CH46	5.06	11.00	Pass
11ac (VHT80)	CH42	-7.77	11.00	Pass

U-NII-2A (5250 - 5350 MHz)				
Mode	Channel	PSD (dBm/MHz)	Limit (dBm/MHz)	Verdict
11a	CH52	7.86	11.00	Pass
11a	CH60	8.16	11.00	Pass
11a	CH64	4.21	11.00	Pass
11n (HT20)	CH52	8.07	11.00	Pass
11n (HT20)	CH60	7.33	11.00	Pass
11n (HT20)	CH64	3.42	11.00	Pass
11n (HT40)	CH54	4.66	11.00	Pass
11n (HT40)	CH62	-2.58	11.00	Pass
11ac (VHT20)	CH52	7.65	11.00	Pass
11ac (VHT20)	CH60	7.80	11.00	Pass
11ac (VHT20)	CH64	3.51	11.00	Pass
11ac (VHT40)	CH54	5.06	11.00	Pass
11ac (VHT40)	CH62	-2.55	11.00	Pass
11ac (VHT80)	CH58	-7.56	11.00	Pass

U-NII-2C (5470 - 5725 MHz)				
Mode	Channel	PSD (dBm/MHz)	Limit (dBm/MHz)	Verdict
11a	CH100	6.43	11.00	Pass
11a	CH116	8.00	11.00	Pass
11a	CH140	4.78	11.00	Pass
11n (HT20)	CH100	4.79	11.00	Pass
11n (HT20)	CH116	7.72	11.00	Pass
11n (HT20)	CH140	3.91	11.00	Pass
11n (HT40)	CH102	-2.24	11.00	Pass
11n (HT40)	CH118	4.97	11.00	Pass
11n (HT40)	CH134	2.58	11.00	Pass
11ac (VHT20)	CH100	6.18	11.00	Pass
11ac (VHT20)	CH116	7.71	11.00	Pass
11ac (VHT20)	CH140	4.89	11.00	Pass
11ac (VHT40)	CH102	-0.13	11.00	Pass
11ac (VHT40)	CH118	4.95	11.00	Pass
11ac (VHT40)	CH134	4.75	11.00	Pass
11ac (VHT80)	CH106	-4.05	11.00	Pass
11ac (VHT80)	CH122	1.38	11.00	Pass

U-NII-3 (5725 - 5850 MHz)				
Mode	Channel	PSD (dBm/500kHz)	Limit (dBm/500kHz)	Verdict
11a	CH149	4.50	30.00	Pass
11a	CH157	4.49	30.00	Pass
11a	CH165	4.87	30.00	Pass
11n (HT20)	CH149	4.26	30.00	Pass
11n (HT20)	CH157	4.10	30.00	Pass
11n (HT20)	CH165	4.10	30.00	Pass
11n (HT40)	CH151	1.18	30.00	Pass
11n (HT40)	CH159	1.01	30.00	Pass
11ac (VHT20)	CH149	4.13	30.00	Pass
11ac (VHT20)	CH157	4.19	30.00	Pass
11ac (VHT20)	CH165	4.61	30.00	Pass
11ac (VHT40)	CH151	1.18	30.00	Pass
11ac (VHT40)	CH159	1.06	30.00	Pass
11ac (VHT80)	CH155	-3.06	30.00	Pass

A.5 Conducted Emissions

Note [1]: The EUT is working in the Normal link mode. All modes have been tested and normal link mode is worst.

Note [2]: Devices subject to Part 15 must be tested for all available U.S. voltages and frequencies (such as a nominal 120 VAC, 60 Hz and 240 VAC, 50 Hz) for which the device is capable of operation. So, The configuration 120 VAC, 60 Hz and 240 VAC, 50 Hz were tested respectively, but only the worst configuration (120 VAC, 60 Hz) shown here.

Test Data and Plots

PHASE L

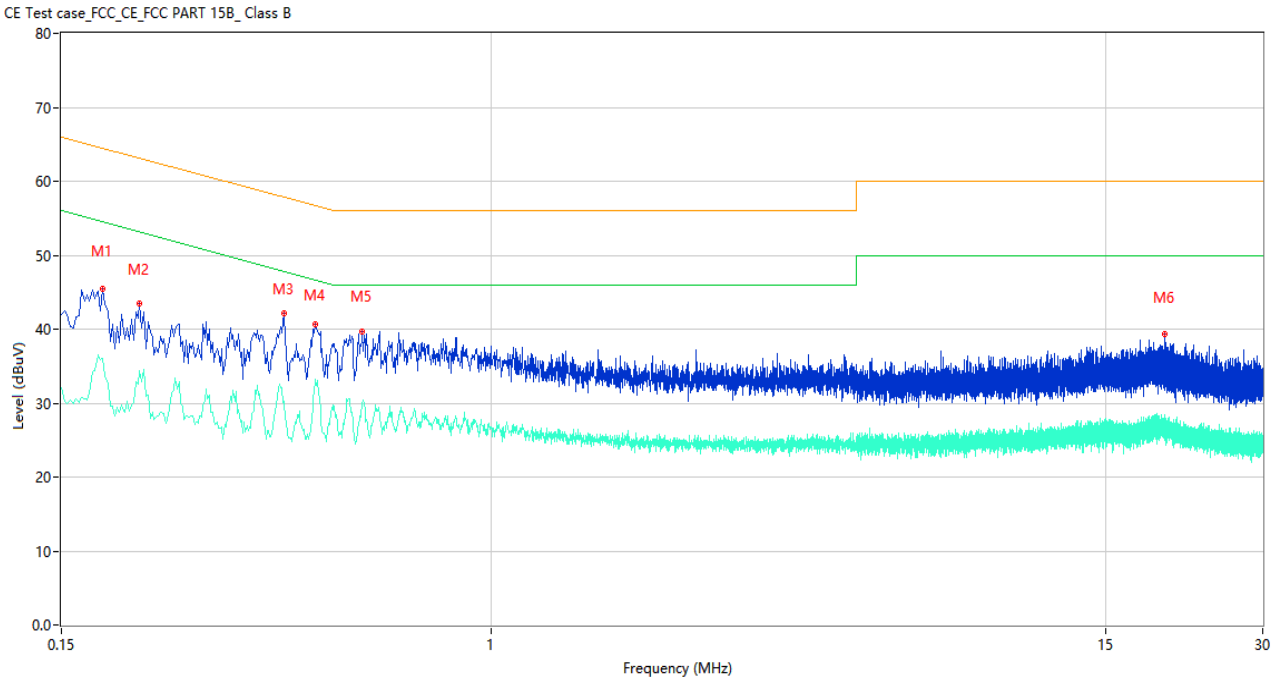

No.	Frequency (MHz)	Results (dBuV)	Factor (dB)	Limit (dBuV)	Over Limit (dB)	Detector	Line	Verdict
1	0.180	45.50	10.97	64.49	-18.99	Peak	L	Pass
1**	0.180	36.08	10.97	54.49	-18.41	AV	L	Pass
2	0.212	43.48	10.95	63.13	-19.65	Peak	L	Pass
2**	0.212	34.41	10.95	53.13	-18.72	AV	L	Pass
3	0.400	42.07	10.90	57.85	-15.78	Peak	L	Pass
3**	0.400	30.19	10.90	47.85	-17.66	AV	L	Pass
4	0.460	40.66	10.91	56.69	-16.03	Peak	L	Pass
4**	0.460	33.18	10.91	46.69	-13.51	AV	L	Pass
5	0.566	39.67	10.89	56.00	-16.33	Peak	L	Pass
5**	0.566	29.98	10.89	46.00	-16.02	AV	L	Pass
6	19.456	39.31	10.70	60.00	-20.69	Peak	L	Pass
6**	19.456	26.81	10.70	50.00	-23.19	AV	L	Pass

PHASE N

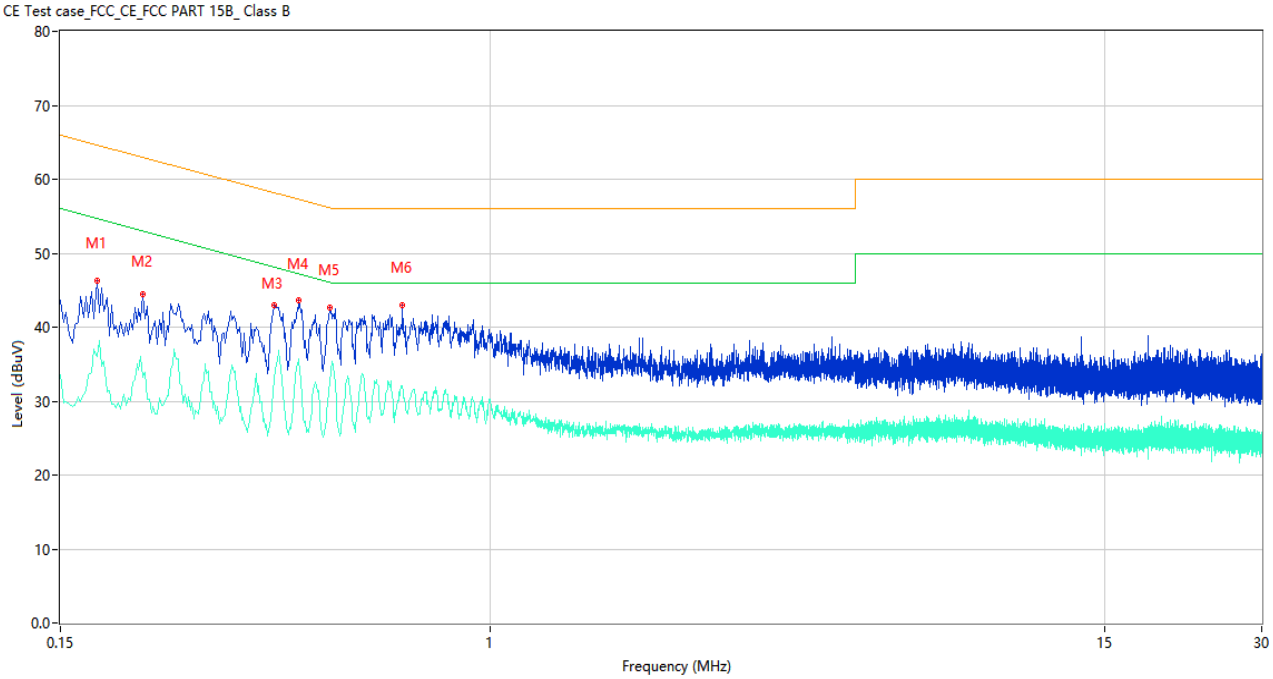

No.	Frequency (MHz)	Results (dBuV)	Factor (dB)	Limit (dBuV)	Over Limit (dB)	Detector	Line	Verdict
1	0.176	46.25	10.98	64.67	-18.42	Peak	N	Pass
1**	0.176	36.11	10.98	54.67	-18.56	AV	N	Pass
2	0.216	44.54	10.94	62.97	-18.43	Peak	N	Pass
2**	0.216	33.24	10.94	52.97	-19.73	AV	N	Pass
3	0.386	42.96	10.90	58.15	-15.19	Peak	N	Pass
3**	0.386	33.00	10.90	48.15	-15.15	AV	N	Pass
4	0.430	43.67	10.91	57.25	-13.58	Peak	N	Pass
4**	0.430	34.95	10.91	47.25	-12.30	AV	N	Pass
5	0.492	42.69	10.92	56.13	-13.44	Peak	N	Pass
5**	0.492	32.58	10.92	46.13	-13.55	AV	N	Pass
6	0.678	42.99	10.84	56.00	-13.01	Peak	N	Pass
6**	0.678	32.06	10.84	46.00	-13.94	AV	N	Pass

A.6 Radiated Spurious Emissions and Band Edge (Restricted-band)

Test Data

Note [1]: The symbol of "--" in the table which means not application.

Note [2]: For the test data above 1 GHz，According the ANSI C63.4, where limits are specified for both average and peak (or quasi-peak) detector functions, if the peak (or quasi-peak) measured value complies with the average limit, it is unnecessary to perform an average measurement.

Note [3]: The low frequency, which started from 9 kHz to 30 MHz, was pre-scanned and the result which was 20 dB lower than the limit line per 15.31(o) was not reported.

Note [4]: The EUT is working in the Normal link mode below 1 GHz. All modes have been tested and normal link mode is worst.

30 MHz to 1 GHz, ANT H

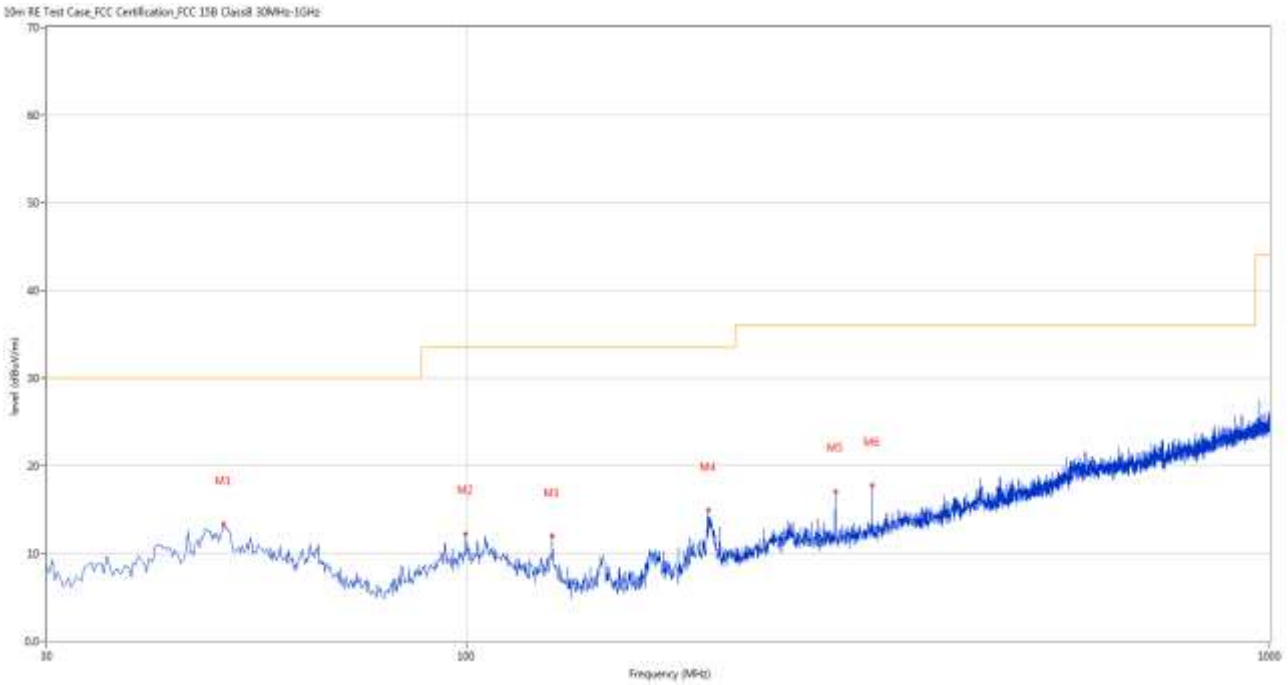

No.	Frequency (MHz)	Results (dBuV/m)	Factor (dB)	Limit (dBuV/m)	Over Limit (dB)	Detector	Table (Degree)	Height (cm)	Antenna	Verdict
1	49.880	13.33	-26.25	30.0	-16.67	Peak	277.00	100	Horizontal	Pass
2	99.823	12.21	-28.01	33.5	-21.29	Peak	360.00	200	Horizontal	Pass
3	127.946	11.99	-31.01	33.5	-21.51	Peak	360.00	200	Horizontal	Pass
4	199.950	14.93	-27.63	33.5	-18.57	Peak	285.00	200	Horizontal	Pass
5	287.956	17.09	-25.38	36.0	-18.91	Peak	216.00	100	Horizontal	Pass
6	319.958	17.79	-24.63	36.0	-18.21	Peak	201.00	100	Horizontal	Pass

30 MHz to 1 GHz, ANT V

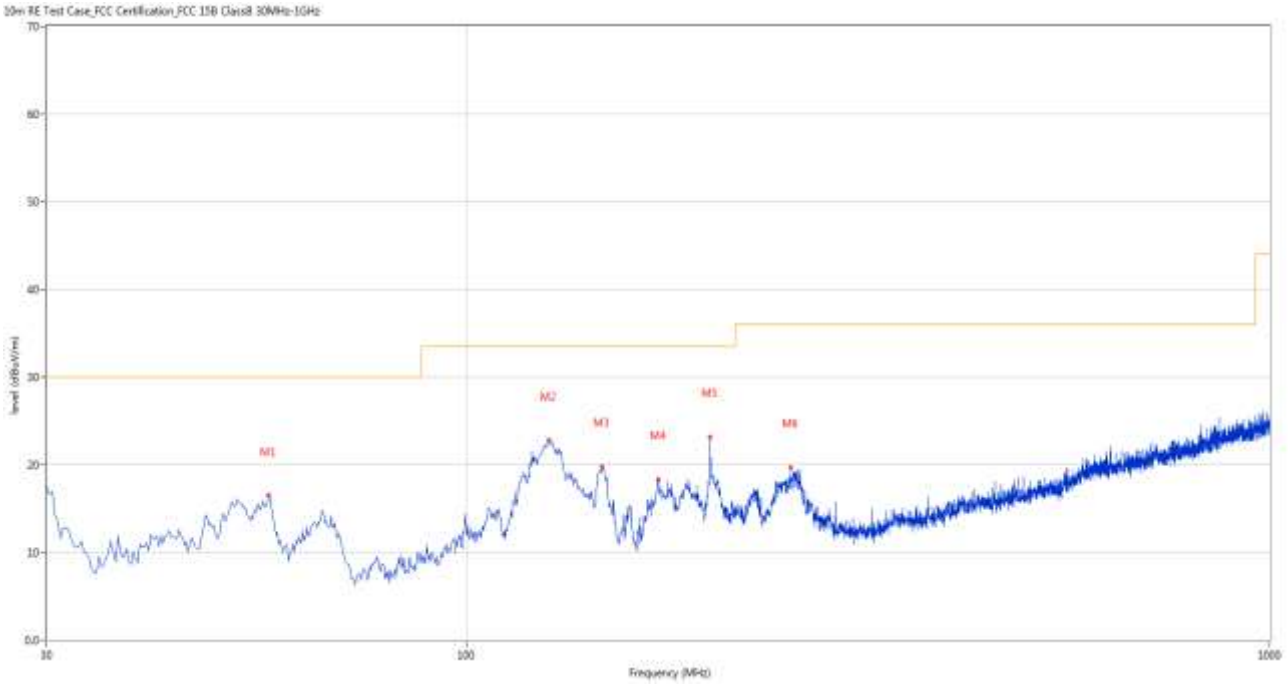

No.	Frequency (MHz)	Results (dBuV/m)	Factor (dB)	Limit (dBuV/m)	Over Limit (dB)	Detector	Table (Degree)	Height (cm)	Antenna	Verdict
1	56.668	16.55	-27.10	30.0	-13.45	Peak	174.00	200	Vertical	Pass
2	126.491	22.83	-30.95	33.5	-10.67	Peak	251.00	100	Vertical	Pass
3	147.583	19.81	-31.50	33.5	-13.69	Peak	266.00	100	Vertical	Pass
4	173.282	18.35	-30.22	33.5	-15.15	Peak	211.00	100	Vertical	Pass
5	201.162	23.16	-27.73	33.5	-10.34	Peak	351.00	200	Vertical	Pass
6	253.287	19.74	-26.24	36.0	-16.26	Peak	236.00	100	Vertical	Pass

Note: The spurious above 18G is noise only, do not show on the report.

11a, U-NII-1, 1 GHz to 18 GHz, Low Channel, ANT H

No.	Frequency (MHz)	Results (dBuV/m)	Factor (dB)	Limit (dBuV/m)	Over Limit (dB)	Detector	Table (Degree)	Height (cm)	Antenna	Verdict
1	1109.400	36.13	-18.64	74.0	-37.87	Peak	337.00	150	Horizontal	Pass
1**	1109.400	26.77	-18.64	54.0	-27.23	AV	337.00	150	Horizontal	Pass
2	4051.750	46.32	-5.98	74.0	-27.68	Peak	209.00	150	Horizontal	Pass
2**	4051.750	36.92	-5.98	54.0	-17.08	AV	209.00	150	Horizontal	Pass
3	5177.000	109.87	-2.56	--	--	Peak	185.00	150	Horizontal	N/A
3**	5177.000	102.39	-2.56	--	--	AV	185.00	150	Horizontal	N/A
4	7462.250	53.70	1.10	74.0	-20.30	Peak	355.00	150	Horizontal	Pass
4**	7462.250	44.22	1.10	54.0	-9.78	AV	355.00	150	Horizontal	Pass
5	11379.387	49.29	-4.32	74.0	-24.71	Peak	180.00	150	Horizontal	Pass
5**	11379.387	39.37	-4.32	54.0	-14.63	AV	180.00	150	Horizontal	Pass
6	15790.276	51.57	-0.76	74.0	-22.43	Peak	246.00	150	Horizontal	Pass
6**	15790.276	41.43	-0.76	54.0	-12.57	AV	246.00	150	Horizontal	Pass

11a, U-NII-1, 1 GHz to 18 GHz, Low Channel, ANT V

No.	Frequency (MHz)	Results (dBuV/m)	Factor (dB)	Limit (dBuV/m)	Over Limit (dB)	Detector	Table (Degree)	Height (cm)	Antenna	Verdict
1	1177.400	37.74	-17.84	74.0	-36.26	Peak	230.00	150	Vertical	Pass
1**	1177.400	28.12	-17.84	54.0	-25.88	AV	230.00	150	Vertical	Pass
2	4287.250	47.13	-4.52	74.0	-26.87	Peak	78.00	150	Vertical	Pass
2**	4287.250	38.68	-4.52	54.0	-15.32	AV	78.00	150	Vertical	Pass
3	5182.000	101.91	-2.12	--	--	Peak	291.00	150	Vertical	N/A
3**	5182.000	94.76	-2.12	--	--	AV	291.00	150	Vertical	N/A
4	7457.000	53.02	1.14	74.0	-20.98	Peak	4.00	150	Vertical	Pass
4**	7457.000	44.03	1.14	54.0	-9.97	AV	4.00	150	Vertical	Pass
5	11787.175	49.45	-3.65	74.0	-24.55	Peak	188.00	150	Vertical	Pass
5**	11787.175	40.40	-3.65	54.0	-13.60	AV	188.00	150	Vertical	Pass
6	16135.725	51.77	-0.61	74.0	-22.23	Peak	23.00	150	Vertical	Pass
6**	16135.725	41.36	-0.61	54.0	-12.64	AV	23.00	150	Vertical	Pass

11a, U-NII-1, 1 GHz to 18 GHz, Middle Channel, ANT H

No.	Frequency (MHz)	Results (dBuV/m)	Factor (dB)	Limit (dBuV/m)	Over Limit (dB)	Detector	Table (Degree)	Height (cm)	Antenna	Verdict
1	1144.400	36.33	-18.25	74.0	-37.67	Peak	186.00	150	Horizontal	Pass
1**	1144.400	27.00	-18.25	54.0	-27.00	AV	186.00	150	Horizontal	Pass
2	4308.500	48.12	-4.23	74.0	-25.88	Peak	78.00	150	Horizontal	Pass
2**	4308.500	39.46	-4.23	54.0	-14.54	AV	78.00	150	Horizontal	Pass
3	5221.000	110.12	-3.38	--	--	Peak	187.00	150	Horizontal	N/A
3**	5221.000	102.55	-3.38	--	--	AV	187.00	150	Horizontal	N/A
4	7472.500	52.36	0.71	74.0	-21.64	Peak	335.00	150	Horizontal	Pass
4**	7472.500	43.84	0.71	54.0	-10.16	AV	335.00	150	Horizontal	Pass
5	11418.338	49.16	-4.09	74.0	-24.84	Peak	46.00	150	Horizontal	Pass
5**	11418.338	40.11	-4.09	54.0	-13.89	AV	46.00	150	Horizontal	Pass
6	15704.963	51.18	-0.00	74.0	-22.82	Peak	318.00	150	Horizontal	Pass
6**	15704.963	42.05	-0.00	54.0	-11.95	AV	318.00	150	Horizontal	Pass

11a, U-NII-1, 1 GHz to 18 GHz, Middle Channel, ANT V

No.	Frequency (MHz)	Results (dBuV/m)	Factor (dB)	Limit (dBuV/m)	Over Limit (dB)	Detector	Table (Degree)	Height (cm)	Antenna	Verdict
1	1129.700	36.17	-18.30	74.0	-37.83	Peak	103.00	150	Vertical	Pass
1**	1129.700	26.92	-18.30	54.0	-27.08	AV	103.00	150	Vertical	Pass
2	4128.500	46.80	-5.53	74.0	-27.20	Peak	186.00	150	Vertical	Pass
2**	4128.500	37.85	-5.53	54.0	-16.15	AV	186.00	150	Vertical	Pass
3	5218.750	100.68	-3.47	--	--	Peak	293.00	150	Vertical	N/A
3**	5218.750	93.95	-3.47	--	--	AV	293.00	150	Vertical	N/A
4	7450.500	52.85	0.71	74.0	-21.15	Peak	333.00	150	Vertical	Pass
4**	7450.500	43.39	0.71	54.0	-10.61	AV	333.00	150	Vertical	Pass
5	12442.200	50.01	-2.27	74.0	-23.99	Peak	120.00	150	Vertical	Pass
5**	12442.200	40.90	-2.27	54.0	-13.10	AV	120.00	150	Vertical	Pass
6	15943.050	51.50	-0.37	74.0	-22.50	Peak	106.00	150	Vertical	Pass
6**	15943.050	42.41	-0.37	54.0	-11.59	AV	106.00	150	Vertical	Pass

11a, U-NII-1, 1 GHz to 18 GHz, High Channel, ANT H

No.	Frequency (MHz)	Results (dBuV/m)	Factor (dB)	Limit (dBuV/m)	Over Limit (dB)	Detector	Table (Degree)	Height (cm)	Antenna	Verdict
1	1139.400	36.07	-18.35	74.0	-37.93	Peak	353.00	150	Horizontal	Pass
1**	1139.400	26.54	-18.35	54.0	-27.46	AV	353.00	150	Horizontal	Pass
2	3926.250	46.83	-5.85	74.0	-27.17	Peak	333.00	150	Horizontal	Pass
2**	3926.250	37.03	-5.85	54.0	-16.97	AV	333.00	150	Horizontal	Pass
3	5238.000	109.01	-3.23	--	--	Peak	186.00	150	Horizontal	N/A
3**	5238.000	101.93	-3.23	--	--	AV	186.00	150	Horizontal	N/A
4	7480.250	52.78	0.15	74.0	-21.22	Peak	325.00	150	Horizontal	Pass
4**	7480.250	42.78	0.15	54.0	-11.22	AV	325.00	150	Horizontal	Pass
5	11787.175	49.65	-3.65	74.0	-24.35	Peak	260.00	150	Horizontal	Pass
5**	11787.175	39.77	-3.65	54.0	-14.23	AV	260.00	150	Horizontal	Pass
6	15716.513	51.39	-0.24	74.0	-22.61	Peak	92.00	150	Horizontal	Pass
6**	15716.513	41.91	-0.24	54.0	-12.09	AV	92.00	150	Horizontal	Pass

11a, U-NII-1, 1 GHz to 18 GHz, High Channel, ANT V

No.	Frequency (MHz)	Results (dBuV/m)	Factor (dB)	Limit (dBuV/m)	Over Limit (dB)	Detector	Table (Degree)	Height (cm)	Antenna	Verdict
1	1072.000	36.46	-18.20	74.0	-37.54	Peak	350.00	150	Vertical	Pass
1**	1072.000	27.85	-18.20	54.0	-26.15	AV	350.00	150	Vertical	Pass
2	4152.000	47.50	-6.00	74.0	-26.50	Peak	53.00	150	Vertical	Pass
2**	4152.000	36.78	-6.00	54.0	-17.22	AV	53.00	150	Vertical	Pass
3	5238.500	100.98	-3.22	--	--	Peak	301.00	150	Vertical	N/A
3**	5238.500	93.90	-3.22	--	--	AV	301.00	150	Vertical	N/A
4	7506.000	52.51	-0.06	74.0	-21.49	Peak	119.00	150	Vertical	Pass
4**	7506.000	43.25	-0.06	54.0	-10.75	AV	119.00	150	Vertical	Pass
5	11173.713	49.31	-4.24	74.0	-24.69	Peak	295.00	150	Vertical	Pass
5**	11173.713	39.87	-4.24	54.0	-14.13	AV	295.00	150	Vertical	Pass
6	15699.713	51.80	0.09	74.0	-22.20	Peak	316.00	150	Vertical	Pass
6**	15699.713	42.22	0.09	54.0	-11.78	AV	316.00	150	Vertical	Pass

11n20, U-NII-1, 1 GHz to 18 GHz, Low Channel, ANT H

No.	Frequency (MHz)	Results (dBuV/m)	Factor (dB)	Limit (dBuV/m)	Over Limit (dB)	Detector	Table (Degree)	Height (cm)	Antenna	Verdict
1	1101.700	36.50	-18.61	74.0	-37.50	Peak	312.00	150	Horizontal	Pass
1**	1101.700	28.68	-18.61	54.0	-25.32	AV	312.00	150	Horizontal	Pass
2	3764.000	45.54	-6.59	74.0	-28.46	Peak	323.00	150	Horizontal	Pass
2**	3764.000	36.18	-6.59	54.0	-17.82	AV	323.00	150	Horizontal	Pass
3	5178.750	110.35	-2.25	--	--	Peak	193.00	150	Horizontal	N/A
3**	5178.750	103.07	-2.25	--	--	AV	193.00	150	Horizontal	N/A
4	7500.500	52.45	-0.50	74.0	-21.55	Peak	129.00	150	Horizontal	Pass
4**	7500.500	42.80	-0.50	54.0	-11.20	AV	129.00	150	Horizontal	Pass
5	11540.888	49.53	-4.37	74.0	-24.47	Peak	215.00	150	Horizontal	Pass
5**	11540.888	40.08	-4.37	54.0	-13.92	AV	215.00	150	Horizontal	Pass
6	15962.738	52.04	-0.21	74.0	-21.96	Peak	9.00	150	Horizontal	Pass
6**	15962.738	41.98	-0.21	54.0	-12.02	AV	9.00	150	Horizontal	Pass

11n20, U-NII-1, 1 GHz to 18 GHz, Low Channel, ANT V

No.	Frequency (MHz)	Results (dBuV/m)	Factor (dB)	Limit (dBuV/m)	Over Limit (dB)	Detector	Table (Degree)	Height (cm)	Antenna	Verdict
1	1075.300	37.06	-18.26	74.0	-36.94	Peak	265.00	150	Vertical	Pass
1**	1075.300	26.60	-18.26	54.0	-27.40	AV	265.00	150	Vertical	Pass
2	4252.000	48.24	-5.06	74.0	-25.76	Peak	21.00	150	Vertical	Pass
2**	4252.000	37.80	-5.06	54.0	-16.20	AV	21.00	150	Vertical	Pass
3	5182.000	101.61	-2.12	--	--	Peak	292.00	150	Vertical	N/A
3**	5182.000	94.02	-2.12	--	--	AV	292.00	150	Vertical	N/A
4	7449.500	52.66	0.60	74.0	-21.34	Peak	210.00	150	Vertical	Pass
4**	7449.500	43.06	0.60	54.0	-10.94	AV	210.00	150	Vertical	Pass
5	11682.201	49.16	-4.30	74.0	-24.84	Peak	131.00	150	Vertical	Pass
5**	11682.201	39.47	-4.30	54.0	-14.53	AV	131.00	150	Vertical	Pass
6	16032.825	51.47	-0.12	74.0	-22.53	Peak	332.00	150	Vertical	Pass
6**	16032.825	42.80	-0.12	54.0	-11.20	AV	332.00	150	Vertical	Pass

11n20, U-NII-1, 1 GHz to 18 GHz, Middle Channel, ANT H

No.	Frequency (MHz)	Results (dBuV/m)	Factor (dB)	Limit (dBuV/m)	Over Limit (dB)	Detector	Table (Degree)	Height (cm)	Antenna	Verdict
1	1181.300	36.69	-17.97	74.0	-37.31	Peak	135.00	150	Horizontal	Pass
1**	1181.300	27.35	-17.97	54.0	-26.65	AV	135.00	150	Horizontal	Pass
2	4296.250	48.21	-4.43	74.0	-25.79	Peak	276.00	150	Horizontal	Pass
2**	4296.250	39.38	-4.43	54.0	-14.62	AV	276.00	150	Horizontal	Pass
3	5221.500	109.13	-3.38	--	--	Peak	176.00	150	Horizontal	N/A
3**	5221.500	101.54	-3.38	--	--	AV	176.00	150	Horizontal	N/A
4	7457.000	53.09	1.14	74.0	-20.91	Peak	250.00	150	Horizontal	Pass
4**	7457.000	44.60	1.14	54.0	-9.40	AV	250.00	150	Horizontal	Pass
5	11785.987	50.05	-3.66	74.0	-23.95	Peak	212.00	150	Horizontal	Pass
5**	11785.987	39.61	-3.66	54.0	-14.39	AV	212.00	150	Horizontal	Pass
6	15716.513	50.42	-0.24	74.0	-23.58	Peak	22.00	150	Horizontal	Pass
6**	15716.513	40.76	-0.24	54.0	-13.24	AV	22.00	150	Horizontal	Pass

11n20, U-NII-1, 1 GHz to 18 GHz, Middle Channel, ANT V

No.	Frequency (MHz)	Results (dBuV/m)	Factor (dB)	Limit (dBuV/m)	Over Limit (dB)	Detector	Table (Degree)	Height (cm)	Antenna	Verdict
1	1209.100	36.78	-17.91	74.0	-37.22	Peak	350.00	150	Vertical	Pass
1**	1209.100	27.18	-17.91	54.0	-26.82	AV	350.00	150	Vertical	Pass
2	4184.000	47.36	-4.88	74.0	-26.64	Peak	244.00	150	Vertical	Pass
2**	4184.000	37.79	-4.88	54.0	-16.21	AV	244.00	150	Vertical	Pass
3	5223.000	100.63	-3.48	--	--	Peak	292.00	150	Vertical	N/A
3**	5223.000	93.26	-3.48	--	--	AV	292.00	150	Vertical	N/A
4	7506.750	53.76	0.10	74.0	-20.24	Peak	267.00	150	Vertical	Pass
4**	7506.750	43.18	0.10	54.0	-10.82	AV	267.00	150	Vertical	Pass
5	12292.338	49.36	-2.51	74.0	-24.64	Peak	283.00	150	Vertical	Pass
5**	12292.338	39.53	-2.51	54.0	-14.47	AV	283.00	150	Vertical	Pass
6	15699.974	51.37	0.10	74.0	-22.63	Peak	332.00	150	Vertical	Pass
6**	15699.974	43.34	0.10	54.0	-10.66	AV	332.00	150	Vertical	Pass

11n20, U-NII-1, 1 GHz to 18 GHz, High Channel, ANT H

No.	Frequency (MHz)	Results (dBuV/m)	Factor (dB)	Limit (dBuV/m)	Over Limit (dB)	Detector	Table (Degree)	Height (cm)	Antenna	Verdict
1	1149.000	36.45	-18.39	74.0	-37.55	Peak	301.00	150	Horizontal	Pass
1**	1149.000	26.36	-18.39	54.0	-27.64	AV	301.00	150	Horizontal	Pass
2	3923.500	45.97	-5.93	74.0	-28.03	Peak	53.00	150	Horizontal	Pass
2**	3923.500	36.90	-5.93	54.0	-17.10	AV	53.00	150	Horizontal	Pass
3	5241.000	109.42	-3.32	--	--	Peak	191.00	150	Horizontal	N/A
3**	5241.000	102.07	-3.32	--	--	AV	191.00	150	Horizontal	N/A
4	7483.000	52.92	-0.22	74.0	-21.08	Peak	233.00	150	Horizontal	Pass
4**	7483.000	42.79	-0.22	54.0	-11.21	AV	233.00	150	Horizontal	Pass
5	11210.762	49.73	-4.09	74.0	-24.27	Peak	88.00	150	Horizontal	Pass
5**	11210.762	40.07	-4.09	54.0	-13.93	AV	88.00	150	Horizontal	Pass
6	16070.100	52.36	-0.45	74.0	-21.64	Peak	182.00	150	Horizontal	Pass
6**	16070.100	42.41	-0.45	54.0	-11.59	AV	182.00	150	Horizontal	Pass

11n20, U-NII-1, 1 GHz to 18 GHz, High Channel, ANT V

No.	Frequency (MHz)	Results (dBuV/m)	Factor (dB)	Limit (dBuV/m)	Over Limit (dB)	Detector	Table (Degree)	Height (cm)	Antenna	Verdict
1	1103.000	36.67	-18.56	74.0	-37.33	Peak	40.00	150	Vertical	Pass
1**	1103.000	27.24	-18.56	54.0	-26.76	AV	40.00	150	Vertical	Pass
2	4184.250	46.88	-4.87	74.0	-27.12	Peak	21.00	150	Vertical	Pass
2**	4184.250	38.17	-4.87	54.0	-15.83	AV	21.00	150	Vertical	Pass
3	5238.000	101.24	-3.23	--	--	Peak	299.00	150	Vertical	N/A
3**	5238.000	94.89	-3.23	--	--	AV	299.00	150	Vertical	N/A
4	7471.000	53.12	0.74	74.0	-20.88	Peak	93.00	150	Vertical	Pass
4**	7471.000	43.76	0.74	54.0	-10.24	AV	93.00	150	Vertical	Pass
5	12055.788	49.67	-3.37	74.0	-24.33	Peak	120.00	150	Vertical	Pass
5**	12055.788	39.84	-3.37	54.0	-14.16	AV	120.00	150	Vertical	Pass
6	15476.062	51.75	-0.51	74.0	-22.25	Peak	8.00	150	Vertical	Pass
6**	15476.062	41.94	-0.51	54.0	-12.06	AV	8.00	150	Vertical	Pass

11n40, U-NII-1, 1 GHz to 18 GHz, Low Channel, ANT H

No.	Frequency (MHz)	Results (dBuV/m)	Factor (dB)	Limit (dBuV/m)	Over Limit (dB)	Detector	Table (Degree)	Height (cm)	Antenna	Verdict
1	1060.600	36.12	-18.43	74.0	-37.88	Peak	350.00	150	Horizontal	Pass
1**	1060.600	26.23	-18.43	54.0	-27.77	AV	350.00	150	Horizontal	Pass
2	4296.000	48.31	-4.43	74.0	-25.69	Peak	45.00	150	Horizontal	Pass
2**	4296.000	38.63	-4.43	54.0	-15.37	AV	45.00	150	Horizontal	Pass
3	5182.750	108.44	-2.08	--	--	Peak	185.00	150	Horizontal	N/A
3**	5182.750	100.86	-2.08	--	--	AV	185.00	150	Horizontal	N/A
4	7455.250	52.54	1.16	74.0	-21.46	Peak	4.00	150	Horizontal	Pass
4**	7455.250	44.09	1.16	54.0	-9.91	AV	4.00	150	Horizontal	Pass
5	11209.338	49.43	-4.08	74.0	-24.57	Peak	6.00	150	Horizontal	Pass
5**	11209.338	40.10	-4.08	54.0	-13.90	AV	6.00	150	Horizontal	Pass
6	15696.562	51.60	0.00	74.0	-22.40	Peak	134.00	150	Horizontal	Pass
6**	15696.562	41.73	0.00	54.0	-12.27	AV	134.00	150	Horizontal	Pass

11n40, U-NII-1, 1 GHz to 18 GHz, Low Channel, ANT V

No.	Frequency (MHz)	Results (dBuV/m)	Factor (dB)	Limit (dBuV/m)	Over Limit (dB)	Detector	Table (Degree)	Height (cm)	Antenna	Verdict
1	1071.400	36.16	-18.17	74.0	-37.84	Peak	96.00	150	Vertical	Pass
1**	1071.400	26.71	-18.17	54.0	-27.29	AV	96.00	150	Vertical	Pass
2	4036.000	46.73	-6.17	74.0	-27.27	Peak	232.00	150	Vertical	Pass
2**	4036.000	37.29	-6.17	54.0	-16.71	AV	232.00	150	Vertical	Pass
3	5182.750	99.29	-2.08	--	--	Peak	289.00	150	Vertical	N/A
3**	5182.750	90.76	-2.08	--	--	AV	289.00	150	Vertical	N/A
4	7444.500	52.84	0.43	74.0	-21.16	Peak	208.00	150	Vertical	Pass
4**	7444.500	44.12	0.43	54.0	-9.88	AV	208.00	150	Vertical	Pass
5	11193.425	48.89	-4.10	74.0	-25.11	Peak	261.00	150	Vertical	Pass
5**	11193.425	39.22	-4.10	54.0	-14.78	AV	261.00	150	Vertical	Pass
6	15700.237	50.51	0.10	74.0	-23.49	Peak	0.00	150	Vertical	Pass
6**	15700.237	41.10	0.10	54.0	-12.90	AV	0.00	150	Vertical	Pass

11n40, U-NII-1, 1 GHz to 18 GHz, High Channel, ANT H

No.	Frequency (MHz)	Results (dBuV/m)	Factor (dB)	Limit (dBuV/m)	Over Limit (dB)	Detector	Table (Degree)	Height (cm)	Antenna	Verdict
1	1092.600	36.42	-18.47	74.0	-37.58	Peak	359.00	150	Horizontal	Pass
1**	1092.600	26.88	-18.47	54.0	-27.12	AV	359.00	150	Horizontal	Pass
2	3874.500	46.19	-6.30	74.0	-27.81	Peak	2.00	150	Horizontal	Pass
2**	3874.500	36.18	-6.30	54.0	-17.82	AV	2.00	150	Horizontal	Pass
3	5225.500	107.71	-3.64	--	--	Peak	190.00	150	Horizontal	N/A
3**	5225.500	100.03	-3.64	--	--	AV	190.00	150	Horizontal	N/A
4	7541.000	52.55	0.62	74.0	-21.45	Peak	51.00	150	Horizontal	Pass
4**	7541.000	43.29	0.62	54.0	-10.71	AV	51.00	150	Horizontal	Pass
5	11193.187	49.39	-4.10	74.0	-24.61	Peak	343.00	150	Horizontal	Pass
5**	11193.187	39.59	-4.10	54.0	-14.41	AV	343.00	150	Horizontal	Pass
6	15700.763	51.25	0.09	74.0	-22.75	Peak	242.00	150	Horizontal	Pass
6**	15700.763	41.77	0.09	54.0	-12.23	AV	242.00	150	Horizontal	Pass

11n40, U-NII-1, 1 GHz to 18 GHz, High Channel, ANT V

No.	Frequency (MHz)	Results (dBuV/m)	Factor (dB)	Limit (dBuV/m)	Over Limit (dB)	Detector	Table (Degree)	Height (cm)	Antenna	Verdict
1	1148.400	36.15	-18.40	74.0	-37.85	Peak	112.00	150	Vertical	Pass
1**	1148.400	26.96	-18.40	54.0	-27.04	AV	112.00	150	Vertical	Pass
2	4036.000	46.71	-6.17	74.0	-27.29	Peak	350.00	150	Vertical	Pass
2**	4036.000	36.84	-6.17	54.0	-17.16	AV	350.00	150	Vertical	Pass
3	5223.750	99.06	-3.53	--	--	Peak	299.00	150	Vertical	N/A
3**	5223.750	90.25	-3.53	--	--	AV	299.00	150	Vertical	N/A
4	7551.000	52.61	-0.19	74.0	-21.39	Peak	53.00	150	Vertical	Pass
4**	7551.000	42.37	-0.19	54.0	-11.63	AV	53.00	150	Vertical	Pass
5	11799.050	49.70	-3.54	74.0	-24.30	Peak	202.00	150	Vertical	Pass
5**	11799.050	40.75	-3.54	54.0	-13.25	AV	202.00	150	Vertical	Pass
6	15844.875	51.54	-0.76	74.0	-22.46	Peak	334.00	150	Vertical	Pass
6**	15844.875	41.59	-0.76	54.0	-12.41	AV	334.00	150	Vertical	Pass

11ac20, U-NII-1, 1 GHz to 18 GHz, Low Channel, ANT H

No.	Frequency (MHz)	Results (dBuV/m)	Factor (dB)	Limit (dBuV/m)	Over Limit (dB)	Detector	Table (Degree)	Height (cm)	Antenna	Verdict
1	1049.000	36.12	-18.61	74.0	-37.88	Peak	67.00	150	Horizontal	Pass
1**	1049.000	26.43	-18.61	54.0	-27.57	AV	67.00	150	Horizontal	Pass
2	3841.500	46.15	-6.39	74.0	-27.85	Peak	233.00	150	Horizontal	Pass
2**	3841.500	36.16	-6.39	54.0	-17.84	AV	233.00	150	Horizontal	Pass
3	5177.000	110.03	-2.56	--	--	Peak	193.00	150	Horizontal	N/A
3**	5177.000	103.15	-2.56	--	--	AV	193.00	150	Horizontal	N/A
4	7514.500	52.30	0.79	74.0	-21.70	Peak	233.00	150	Horizontal	Pass
4**	7514.500	43.89	0.79	54.0	-10.11	AV	233.00	150	Horizontal	Pass
5	12037.737	49.51	-3.39	74.0	-24.49	Peak	202.00	150	Horizontal	Pass
5**	12037.737	39.36	-3.39	54.0	-14.64	AV	202.00	150	Horizontal	Pass
6	15814.162	51.54	-0.73	74.0	-22.46	Peak	222.00	150	Horizontal	Pass
6**	15814.162	42.21	-0.73	54.0	-11.79	AV	222.00	150	Horizontal	Pass

11ac20, U-NII-1, 1 GHz to 18 GHz, Low Channel, ANT V

No.	Frequency (MHz)	Results (dBuV/m)	Factor (dB)	Limit (dBuV/m)	Over Limit (dB)	Detector	Table (Degree)	Height (cm)	Antenna	Verdict
1	1172.600	37.46	-18.21	74.0	-36.54	Peak	345.00	150	Vertical	Pass
1**	1172.600	27.09	-18.21	54.0	-26.91	AV	345.00	150	Vertical	Pass
2	4124.250	47.61	-5.78	74.0	-26.39	Peak	360.00	150	Vertical	Pass
2**	4124.250	38.55	-5.78	54.0	-15.45	AV	360.00	150	Vertical	Pass
3	5181.750	101.87	-2.14	--	--	Peak	291.00	150	Vertical	N/A
3**	5181.750	94.19	-2.14	--	--	AV	291.00	150	Vertical	N/A
4	7507.000	53.41	0.16	74.0	-20.59	Peak	4.00	150	Vertical	Pass
4**	7507.000	43.49	0.16	54.0	-10.51	AV	4.00	150	Vertical	Pass
5	11694.075	49.13	-4.23	74.0	-24.87	Peak	271.00	150	Vertical	Pass
5**	11694.075	39.82	-4.23	54.0	-14.18	AV	271.00	150	Vertical	Pass
6	15468.450	50.24	-0.40	74.0	-23.76	Peak	25.00	150	Vertical	Pass
6**	15468.450	41.61	-0.40	54.0	-12.39	AV	25.00	150	Vertical	Pass

11ac20, U-NII-1, 1 GHz to 18 GHz, Middle Channel, ANT H

No.	Frequency (MHz)	Results (dBuV/m)	Factor (dB)	Limit (dBuV/m)	Over Limit (dB)	Detector	Table (Degree)	Height (cm)	Antenna	Verdict
1	1168.400	36.24	-18.32	74.0	-37.76	Peak	126.00	150	Horizontal	Pass
1**	1168.400	25.88	-18.32	54.0	-28.12	AV	126.00	150	Horizontal	Pass
2	4306.750	48.29	-4.17	74.0	-25.71	Peak	275.00	150	Horizontal	Pass
2**	4306.750	38.67	-4.17	54.0	-15.33	AV	275.00	150	Horizontal	Pass
3	5218.000	109.18	-3.47	--	--	Peak	184.00	150	Horizontal	N/A
3**	5218.000	101.82	-3.47	--	--	AV	184.00	150	Horizontal	N/A
4	7459.250	53.03	1.14	74.0	-20.97	Peak	119.00	150	Horizontal	Pass
4**	7459.250	44.20	1.14	54.0	-9.80	AV	119.00	150	Horizontal	Pass
5	12522.951	49.88	-2.31	74.0	-24.12	Peak	329.00	150	Horizontal	Pass
5**	12522.951	41.96	-2.31	54.0	-12.04	AV	329.00	150	Horizontal	Pass
6	15481.575	51.04	-0.59	74.0	-22.96	Peak	8.00	150	Horizontal	Pass
6**	15481.575	41.38	-0.59	54.0	-12.62	AV	8.00	150	Horizontal	Pass

11ac20, U-NII-1, 1 GHz to 18 GHz, Middle Channel, ANT V

No.	Frequency (MHz)	Results (dBuV/m)	Factor (dB)	Limit (dBuV/m)	Over Limit (dB)	Detector	Table (Degree)	Height (cm)	Antenna	Verdict
1	1134.100	36.80	-18.23	74.0	-37.20	Peak	157.00	150	Vertical	Pass
1**	1134.100	26.88	-18.23	54.0	-27.12	AV	157.00	150	Vertical	Pass
2	3838.000	45.56	-5.76	74.0	-28.44	Peak	250.00	150	Vertical	Pass
2**	3838.000	36.90	-5.76	54.0	-17.10	AV	250.00	150	Vertical	Pass
3	5221.000	100.79	-3.38	--	--	Peak	301.00	150	Vertical	N/A
3**	5221.000	93.82	-3.38	--	--	AV	301.00	150	Vertical	N/A
4	7454.000	53.53	1.12	74.0	-20.47	Peak	36.00	150	Vertical	Pass
4**	7454.000	44.38	1.12	54.0	-9.62	AV	36.00	150	Vertical	Pass
5	11787.888	49.52	-3.64	74.0	-24.48	Peak	295.00	150	Vertical	Pass
5**	11787.888	40.85	-3.64	54.0	-13.15	AV	295.00	150	Vertical	Pass
6	15695.513	50.98	-0.03	74.0	-23.02	Peak	50.00	150	Vertical	Pass
6**	15695.513	42.16	-0.03	54.0	-11.84	AV	50.00	150	Vertical	Pass

11ac20, U-NII-1, 1 GHz to 18 GHz, High Channel, ANT H

No.	Frequency (MHz)	Results (dBuV/m)	Factor (dB)	Limit (dBuV/m)	Over Limit (dB)	Detector	Table (Degree)	Height (cm)	Antenna	Verdict
1	1073.500	36.71	-18.27	74.0	-37.29	Peak	293.00	150	Horizontal	Pass
1**	1073.500	26.71	-18.27	54.0	-27.29	AV	293.00	150	Horizontal	Pass
2	3947.000	46.50	-6.44	74.0	-27.50	Peak	175.00	150	Horizontal	Pass
2**	3947.000	36.63	-6.44	54.0	-17.37	AV	175.00	150	Horizontal	Pass
3	5241.750	109.36	-3.45	--	--	Peak	183.00	150	Horizontal	N/A
3**	5241.750	102.79	-3.45	--	--	AV	183.00	150	Horizontal	N/A
4	7463.000	53.26	1.08	74.0	-20.74	Peak	102.00	150	Horizontal	Pass
4**	7463.000	43.78	1.08	54.0	-10.22	AV	102.00	150	Horizontal	Pass
5	11545.875	49.53	-4.37	74.0	-24.47	Peak	144.00	150	Horizontal	Pass
5**	11545.875	39.79	-4.37	54.0	-14.21	AV	144.00	150	Horizontal	Pass
6	15948.300	51.92	-0.26	74.0	-22.08	Peak	318.00	150	Horizontal	Pass
6**	15948.300	41.91	-0.26	54.0	-12.09	AV	318.00	150	Horizontal	Pass

11ac20, U-NII-1, 1 GHz to 18 GHz, High Channel, ANT V

No.	Frequency (MHz)	Results (dBuV/m)	Factor (dB)	Limit (dBuV/m)	Over Limit (dB)	Detector	Table (Degree)	Height (cm)	Antenna	Verdict
1	1198.100	38.06	-17.85	74.0	-35.94	Peak	360.00	150	Vertical	Pass
1**	1198.100	27.26	-17.85	54.0	-26.74	AV	360.00	150	Vertical	Pass
2	4188.000	47.01	-5.07	74.0	-26.99	Peak	100.00	150	Vertical	Pass
2**	4188.000	37.59	-5.07	54.0	-16.41	AV	100.00	150	Vertical	Pass
3	5239.000	101.27	-3.22	--	--	Peak	302.00	150	Vertical	N/A
3**	5239.000	93.20	-3.22	--	--	AV	302.00	150	Vertical	N/A
4	7474.250	53.51	0.64	74.0	-20.49	Peak	302.00	150	Vertical	Pass
4**	7474.250	43.51	0.64	54.0	-10.49	AV	302.00	150	Vertical	Pass
5	11789.787	49.14	-3.63	74.0	-24.86	Peak	76.00	150	Vertical	Pass
5**	11789.787	40.07	-3.63	54.0	-13.93	AV	76.00	150	Vertical	Pass
6	15480.001	51.57	-0.56	74.0	-22.43	Peak	317.00	150	Vertical	Pass
6**	15480.001	42.31	-0.56	54.0	-11.69	AV	317.00	150	Vertical	Pass

11ac40, U-NII-1, 1 GHz to 18 GHz, Low Channel, ANT H

No.	Frequency (MHz)	Results (dBuV/m)	Factor (dB)	Limit (dBuV/m)	Over Limit (dB)	Detector	Table (Degree)	Height (cm)	Antenna	Verdict
1	1101.300	36.35	-18.63	74.0	-37.65	Peak	337.00	150	Horizontal	Pass
1**	1101.300	26.87	-18.63	54.0	-27.13	AV	337.00	150	Horizontal	Pass
2	3962.000	46.16	-6.54	74.0	-27.84	Peak	284.00	150	Horizontal	Pass
2**	3962.000	36.31	-6.54	54.0	-17.69	AV	284.00	150	Horizontal	Pass
3	5187.750	108.37	-2.50	--	--	Peak	193.00	150	Horizontal	N/A
3**	5187.750	101.18	-2.50	--	--	AV	193.00	150	Horizontal	N/A
4	7457.250	53.10	1.14	74.0	-20.90	Peak	335.00	150	Horizontal	Pass
4**	7457.250	44.06	1.14	54.0	-9.94	AV	335.00	150	Horizontal	Pass
5	11295.313	49.09	-4.03	74.0	-24.91	Peak	0.00	150	Horizontal	Pass
5**	11295.313	39.21	-4.03	54.0	-14.79	AV	0.00	150	Horizontal	Pass
6	15707.062	51.07	-0.05	74.0	-22.93	Peak	180.00	150	Horizontal	Pass
6**	15707.062	43.00	-0.05	54.0	-11.00	AV	180.00	150	Horizontal	Pass

11ac40, U-NII-1, 1 GHz to 18 GHz, Low Channel, ANT V

No.	Frequency (MHz)	Results (dBuV/m)	Factor (dB)	Limit (dBuV/m)	Over Limit (dB)	Detector	Table (Degree)	Height (cm)	Antenna	Verdict
1	1082.700	36.66	-18.52	74.0	-37.34	Peak	260.00	150	Vertical	Pass
1**	1082.700	26.57	-18.52	54.0	-27.43	AV	260.00	150	Vertical	Pass
2	4280.500	47.40	-4.75	74.0	-26.60	Peak	70.00	150	Vertical	Pass
2**	4280.500	38.43	-4.75	54.0	-15.57	AV	70.00	150	Vertical	Pass
3	5184.000	98.87	-2.21	--	--	Peak	291.00	150	Vertical	N/A
3**	5184.000	92.10	-2.21	--	--	AV	291.00	150	Vertical	N/A
4	7500.750	52.88	-0.49	74.0	-21.12	Peak	324.00	150	Vertical	Pass
4**	7500.750	44.03	-0.49	54.0	-9.97	AV	324.00	150	Vertical	Pass
5	11780.050	48.98	-3.71	74.0	-25.02	Peak	247.00	150	Vertical	Pass
5**	11780.050	40.21	-3.71	54.0	-13.79	AV	247.00	150	Vertical	Pass
6	15696.037	51.25	-0.01	74.0	-22.75	Peak	120.00	150	Vertical	Pass
6**	15696.037	41.54	-0.01	54.0	-12.46	AV	120.00	150	Vertical	Pass

11ac40, U-NII-1, 1 GHz to 18 GHz, High Channel, ANT H

No.	Frequency (MHz)	Results (dBuV/m)	Factor (dB)	Limit (dBuV/m)	Over Limit (dB)	Detector	Table (Degree)	Height (cm)	Antenna	Verdict
1	1119.200	36.63	-18.60	74.0	-37.37	Peak	360.00	150	Horizontal	Pass
1**	1119.200	27.47	-18.60	54.0	-26.53	AV	360.00	150	Horizontal	Pass
2	3928.750	45.93	-5.72	74.0	-28.07	Peak	0.00	150	Horizontal	Pass
2**	3928.750	36.14	-5.72	54.0	-17.86	AV	0.00	150	Horizontal	Pass
3	5227.250	107.29	-3.64	--	--	Peak	184.00	150	Horizontal	N/A
3**	5227.250	100.08	-3.64	--	--	AV	184.00	150	Horizontal	N/A
4	7467.250	52.61	0.91	74.0	-21.39	Peak	44.00	150	Horizontal	Pass
4**	7467.250	43.56	0.91	54.0	-10.44	AV	44.00	150	Horizontal	Pass
5	11787.888	49.26	-3.64	74.0	-24.74	Peak	119.00	150	Horizontal	Pass
5**	11787.888	40.26	-3.64	54.0	-13.74	AV	119.00	150	Horizontal	Pass
6	15458.737	51.78	-0.26	74.0	-22.22	Peak	9.00	150	Horizontal	Pass
6**	15458.737	42.75	-0.26	54.0	-11.25	AV	9.00	150	Horizontal	Pass

11ac40, U-NII-1, 1 GHz to 18 GHz, High Channel, ANT V

No.	Frequency (MHz)	Results (dBuV/m)	Factor (dB)	Limit (dBuV/m)	Over Limit (dB)	Detector	Table (Degree)	Height (cm)	Antenna	Verdict
1	1028.000	36.44	-18.44	74.0	-37.56	Peak	14.00	150	Vertical	Pass
1**	1028.000	26.31	-18.44	54.0	-27.69	AV	14.00	150	Vertical	Pass
2	3929.250	46.59	-5.71	74.0	-27.41	Peak	159.00	150	Vertical	Pass
2**	3929.250	36.63	-5.71	54.0	-17.37	AV	159.00	150	Vertical	Pass
3	5225.500	98.75	-3.64	--	--	Peak	299.00	150	Vertical	N/A
3**	5225.500	91.08	-3.64	--	--	AV	299.00	150	Vertical	N/A
4	7454.500	52.21	1.17	74.0	-21.79	Peak	210.00	150	Vertical	Pass
4**	7454.500	43.49	1.17	54.0	-10.51	AV	210.00	150	Vertical	Pass
5	11791.450	49.59	-3.61	74.0	-24.41	Peak	319.00	150	Vertical	Pass
5**	11791.450	39.72	-3.61	54.0	-14.28	AV	319.00	150	Vertical	Pass
6	15546.150	50.91	-0.55	74.0	-23.09	Peak	218.00	150	Vertical	Pass
6**	15546.150	41.17	-0.55	54.0	-12.83	AV	218.00	150	Vertical	Pass

11ac80, U-NII-1, 1 GHz to 18 GHz, Middle Channel, ANT H

No.	Frequency (MHz)	Results (dBuV/m)	Factor (dB)	Limit (dBuV/m)	Over Limit (dB)	Detector	Table (Degree)	Height (cm)	Antenna	Verdict
1	1055.800	36.29	-18.74	74.0	-37.71	Peak	0.00	150	Horizontal	Pass
1**	1055.800	26.21	-18.74	54.0	-27.79	AV	0.00	150	Horizontal	Pass
2	4306.750	47.64	-4.17	74.0	-26.36	Peak	4.00	150	Horizontal	Pass
2**	4306.750	38.02	-4.17	54.0	-15.98	AV	4.00	150	Horizontal	Pass
3	5203.000	106.14	-3.44	--	--	Peak	184.00	150	Horizontal	N/A
3**	5203.000	98.54	-3.44	--	--	AV	184.00	150	Horizontal	N/A
4	7483.250	52.70	-0.24	74.0	-21.30	Peak	110.00	150	Horizontal	Pass
4**	7483.250	42.93	-0.24	54.0	-11.07	AV	110.00	150	Horizontal	Pass
5	12052.225	49.63	-3.34	74.0	-24.37	Peak	110.00	150	Horizontal	Pass
5**	12052.225	39.64	-3.34	54.0	-14.36	AV	110.00	150	Horizontal	Pass
6	15964.313	51.01	-0.21	74.0	-22.99	Peak	51.00	150	Horizontal	Pass
6**	15964.313	40.79	-0.21	54.0	-13.21	AV	51.00	150	Horizontal	Pass

11ac80, U-NII-1, 1 GHz to 18 GHz, Middle Channel, ANT V

No.	Frequency (MHz)	Results (dBuV/m)	Factor (dB)	Limit (dBuV/m)	Over Limit (dB)	Detector	Table (Degree)	Height (cm)	Antenna	Verdict
1	1208.100	37.17	-17.87	74.0	-36.83	Peak	118.00	150	Vertical	Pass
1**	1208.100	26.95	-17.87	54.0	-27.05	AV	118.00	150	Vertical	Pass
2	4281.750	47.53	-4.94	74.0	-26.47	Peak	102.00	150	Vertical	Pass
2**	4281.750	37.97	-4.94	54.0	-16.03	AV	102.00	150	Vertical	Pass
3	5215.250	95.36	-3.40	--	--	Peak	292.00	150	Vertical	N/A
3**	5215.250	87.22	-3.40	--	--	AV	292.00	150	Vertical	N/A
4	7460.000	54.25	1.14	74.0	-19.75	Peak	151.00	150	Vertical	Pass
4**	7460.000	44.09	1.14	54.0	-9.91	AV	151.00	150	Vertical	Pass
5	11781.238	49.73	-3.70	74.0	-24.27	Peak	292.00	150	Vertical	Pass
5**	11781.238	39.64	-3.70	54.0	-14.36	AV	292.00	150	Vertical	Pass
6	15474.487	50.73	-0.48	74.0	-23.27	Peak	22.00	150	Vertical	Pass
6**	15474.487	40.00	-0.48	54.0	-14.00	AV	22.00	150	Vertical	Pass

11a, U-NII-2A, 1 GHz to 18 GHz, Low Channel, ANT H

No.	Frequency (MHz)	Results (dBuV/m)	Factor (dB)	Limit (dBuV/m)	Over Limit (dB)	Detector	Table (Degree)	Height (cm)	Antenna	Verdict
1	1565.900	36.91	-17.56	74.0	-37.09	Peak	254.00	150	Horizontal	Pass
1**	1565.900	28.34	-17.56	54.0	-25.66	AV	254.00	150	Horizontal	Pass
2	4232.000	47.63	-5.10	74.0	-26.37	Peak	99.00	150	Horizontal	Pass
2**	4232.000	37.70	-5.10	54.0	-16.30	AV	99.00	150	Horizontal	Pass
3	5261.250	109.30	-3.79	--	--	Peak	177.00	150	Horizontal	N/A
3**	5261.250	102.25	-3.79	--	--	AV	177.00	150	Horizontal	N/A
4	7507.750	51.83	0.31	74.0	-22.17	Peak	22.00	150	Horizontal	Pass
4**	7507.750	42.35	0.31	54.0	-11.65	AV	22.00	150	Horizontal	Pass
5	11803.800	48.65	-3.51	74.0	-25.35	Peak	114.00	150	Horizontal	Pass
5**	11803.800	39.59	-3.51	54.0	-14.41	AV	114.00	150	Horizontal	Pass
6	15949.088	50.47	-0.25	74.0	-23.53	Peak	310.00	150	Horizontal	Pass
6**	15949.088	42.11	-0.25	54.0	-11.89	AV	310.00	150	Horizontal	Pass

11a, U-NII-2A, 1 GHz to 18 GHz, Low Channel, ANT V

No.	Frequency (MHz)	Results (dBuV/m)	Factor (dB)	Limit (dBuV/m)	Over Limit (dB)	Detector	Table (Degree)	Height (cm)	Antenna	Verdict
1	1573.100	37.58	-17.57	74.0	-36.42	Peak	9.00	150	Vertical	Pass
1**	1573.100	28.03	-17.57	54.0	-25.97	AV	9.00	150	Vertical	Pass
2	4035.250	46.33	-6.18	74.0	-27.67	Peak	247.00	150	Vertical	Pass
2**	4035.250	37.28	-6.18	54.0	-16.72	AV	247.00	150	Vertical	Pass
3	5261.500	100.62	-3.81	--	--	Peak	297.00	150	Vertical	N/A
3**	5261.500	93.67	-3.81	--	--	AV	297.00	150	Vertical	N/A
4	7482.750	52.56	-0.21	74.0	-21.44	Peak	61.00	150	Vertical	Pass
4**	7482.750	42.02	-0.21	54.0	-11.98	AV	61.00	150	Vertical	Pass
5	12304.687	48.62	-2.47	74.0	-25.38	Peak	29.00	150	Vertical	Pass
5**	12304.687	39.38	-2.47	54.0	-14.62	AV	29.00	150	Vertical	Pass
6	16055.137	51.43	-0.19	74.0	-22.57	Peak	172.00	150	Vertical	Pass
6**	16055.137	41.67	-0.19	54.0	-12.33	AV	172.00	150	Vertical	Pass

11a, U-NII-2A, 1 GHz to 18 GHz, Middle Channel, ANT H

No.	Frequency (MHz)	Results (dBuV/m)	Factor (dB)	Limit (dBuV/m)	Over Limit (dB)	Detector	Table (Degree)	Height (cm)	Antenna	Verdict
1	1379.700	37.22	-17.51	74.0	-36.78	Peak	77.00	150	Horizontal	Pass
1**	1379.700	28.19	-17.51	54.0	-25.81	AV	77.00	150	Horizontal	Pass
2	4268.250	47.75	-4.71	74.0	-26.25	Peak	339.00	150	Horizontal	Pass
2**	4268.250	37.61	-4.71	54.0	-16.39	AV	339.00	150	Horizontal	Pass
3	5299.250	109.08	-3.62	--	--	Peak	188.00	150	Horizontal	N/A
3**	5299.250	101.52	-3.62	--	--	AV	188.00	150	Horizontal	N/A
4	7469.500	51.60	0.58	74.0	-22.40	Peak	213.00	150	Horizontal	Pass
4**	7469.500	42.26	0.58	54.0	-11.74	AV	213.00	150	Horizontal	Pass
5	12453.838	48.81	-2.18	74.0	-25.19	Peak	286.00	150	Horizontal	Pass
5**	12453.838	40.23	-2.18	54.0	-13.77	AV	286.00	150	Horizontal	Pass
6	15693.412	50.27	-0.09	74.0	-23.73	Peak	352.00	150	Horizontal	Pass
6**	15693.412	40.20	-0.09	54.0	-13.80	AV	352.00	150	Horizontal	Pass

11a, U-NII-2A, 1 GHz to 18 GHz, Middle Channel, ANT V

No.	Frequency (MHz)	Results (dBuV/m)	Factor (dB)	Limit (dBuV/m)	Over Limit (dB)	Detector	Table (Degree)	Height (cm)	Antenna	Verdict
1	1481.900	37.15	-17.29	74.0	-36.85	Peak	1.00	150	Vertical	Pass
1**	1481.900	27.89	-17.29	54.0	-26.11	AV	1.00	150	Vertical	Pass
2	4014.500	45.87	-5.66	74.0	-28.13	Peak	106.00	150	Vertical	Pass
2**	4014.500	36.54	-5.66	54.0	-17.46	AV	106.00	150	Vertical	Pass
3	5299.000	101.69	-3.60	--	--	Peak	282.00	150	Vertical	N/A
3**	5299.000	94.50	-3.60	--	--	AV	282.00	150	Vertical	N/A
4	7461.000	52.57	1.13	74.0	-21.43	Peak	172.00	150	Vertical	Pass
4**	7461.000	44.10	1.13	54.0	-9.90	AV	172.00	150	Vertical	Pass
5	11825.887	48.26	-3.36	74.0	-25.74	Peak	261.00	150	Vertical	Pass
5**	11825.887	38.64	-3.36	54.0	-15.36	AV	261.00	150	Vertical	Pass
6	16175.100	51.02	-0.45	74.0	-22.98	Peak	56.00	150	Vertical	Pass
6**	16175.100	42.35	-0.45	54.0	-11.65	AV	56.00	150	Vertical	Pass

11a, U-NII-2A, 1 GHz to 18 GHz, High Channel, ANT H

No.	Frequency (MHz)	Results (dBuV/m)	Factor (dB)	Limit (dBuV/m)	Over Limit (dB)	Detector	Table (Degree)	Height (cm)	Antenna	Verdict
1	1384.700	36.78	-17.48	74.0	-37.22	Peak	275.00	150	Horizontal	Pass
1**	1384.700	28.82	-17.48	54.0	-25.18	AV	275.00	150	Horizontal	Pass
2	4016.750	45.56	-5.79	74.0	-28.44	Peak	331.00	150	Horizontal	Pass
2**	4016.750	35.97	-5.79	54.0	-18.03	AV	331.00	150	Horizontal	Pass
3	5321.500	109.20	-3.37	--	--	Peak	181.00	150	Horizontal	N/A
3**	5321.500	102.88	-3.37	--	--	AV	181.00	150	Horizontal	N/A
4	7453.000	53.07	1.01	74.0	-20.93	Peak	289.00	150	Horizontal	Pass
4**	7453.000	44.15	1.01	54.0	-9.85	AV	289.00	150	Horizontal	Pass
5	11422.850	48.54	-4.06	74.0	-25.46	Peak	64.00	150	Horizontal	Pass
5**	11422.850	38.64	-4.06	54.0	-15.36	AV	64.00	150	Horizontal	Pass
6	15692.888	50.27	-0.10	74.0	-23.73	Peak	352.00	150	Horizontal	Pass
6**	15692.888	39.97	-0.10	54.0	-14.03	AV	352.00	150	Horizontal	Pass

11a, U-NII-2A, 1 GHz to 18 GHz, High Channel, ANT V

No.	Frequency (MHz)	Results (dBuV/m)	Factor (dB)	Limit (dBuV/m)	Over Limit (dB)	Detector	Table (Degree)	Height (cm)	Antenna	Verdict
1	1418.200	37.51	-17.47	74.0	-36.49	Peak	67.00	150	Vertical	Pass
1**	1418.200	27.88	-17.47	54.0	-26.12	AV	67.00	150	Vertical	Pass
2	3942.750	45.58	-6.21	74.0	-28.42	Peak	348.00	150	Vertical	Pass
2**	3942.750	35.57	-6.21	54.0	-18.43	AV	348.00	150	Vertical	Pass
3	5318.500	100.79	-3.51	--	--	Peak	289.00	150	Vertical	N/A
3**	5318.500	94.63	-3.51	--	--	AV	289.00	150	Vertical	N/A
4	7476.750	51.87	0.39	74.0	-22.13	Peak	255.00	150	Vertical	Pass
4**	7476.750	43.27	0.39	54.0	-10.73	AV	255.00	150	Vertical	Pass
5	12427.950	49.05	-2.49	74.0	-24.95	Peak	262.00	150	Vertical	Pass
5**	12427.950	39.42	-2.49	54.0	-14.58	AV	262.00	150	Vertical	Pass
6	15950.662	50.46	-0.23	74.0	-23.54	Peak	306.00	150	Vertical	Pass
6**	15950.662	41.31	-0.23	54.0	-12.69	AV	306.00	150	Vertical	Pass

11n20, U-NII-2A, 1 GHz to 18 GHz, Low Channel, ANT H

No.	Frequency (MHz)	Results (dBuV/m)	Factor (dB)	Limit (dBuV/m)	Over Limit (dB)	Detector	Table (Degree)	Height (cm)	Antenna	Verdict
1	1488.500	37.64	-17.33	74.0	-36.36	Peak	150.00	150	Horizontal	Pass
1**	1488.500	28.15	-17.33	54.0	-25.85	AV	150.00	150	Horizontal	Pass
2	4003.000	45.20	-5.80	74.0	-28.80	Peak	348.00	150	Horizontal	Pass
2**	4003.000	36.53	-5.80	54.0	-17.47	AV	348.00	150	Horizontal	Pass
3	5258.250	108.67	-3.90	--	--	Peak	179.00	150	Horizontal	N/A
3**	5258.250	101.36	-3.90	--	--	AV	179.00	150	Horizontal	N/A
4	7511.000	51.97	0.51	74.0	-22.03	Peak	230.00	150	Horizontal	Pass
4**	7511.000	42.61	0.51	54.0	-11.39	AV	230.00	150	Horizontal	Pass
5	11469.162	48.12	-4.04	74.0	-25.88	Peak	356.00	150	Horizontal	Pass
5**	11469.162	38.73	-4.04	54.0	-15.27	AV	356.00	150	Horizontal	Pass
6	15707.588	49.77	-0.06	74.0	-24.23	Peak	252.00	150	Horizontal	Pass
6**	15707.588	40.42	-0.06	54.0	-13.58	AV	252.00	150	Horizontal	Pass

11n20, U-NII-2A, 1 GHz to 18 GHz, Low Channel, ANT V

No.	Frequency (MHz)	Results (dBuV/m)	Factor (dB)	Limit (dBuV/m)	Over Limit (dB)	Detector	Table (Degree)	Height (cm)	Antenna	Verdict
1	1513.700	37.06	-17.43	74.0	-36.94	Peak	107.00	150	Vertical	Pass
1**	1513.700	27.02	-17.43	54.0	-26.98	AV	107.00	150	Vertical	Pass
2	4300.250	47.70	-4.62	74.0	-26.30	Peak	36.00	150	Vertical	Pass
2**	4300.250	36.84	-4.62	54.0	-17.16	AV	36.00	150	Vertical	Pass
3	5258.750	99.58	-3.78	--	--	Peak	290.00	150	Vertical	N/A
3**	5258.750	91.33	-3.78	--	--	AV	290.00	150	Vertical	N/A
4	7509.250	51.60	0.50	74.0	-22.40	Peak	196.00	150	Vertical	Pass
4**	7509.250	43.47	0.50	54.0	-10.53	AV	196.00	150	Vertical	Pass
5	11424.750	48.41	-4.04	74.0	-25.59	Peak	182.00	150	Vertical	Pass
5**	11424.750	39.36	-4.04	54.0	-14.64	AV	182.00	150	Vertical	Pass
6	15781.613	50.34	-0.80	74.0	-23.66	Peak	138.00	150	Vertical	Pass
6**	15781.613	40.51	-0.80	54.0	-13.49	AV	138.00	150	Vertical	Pass

11n20, U-NII-2A, 1 GHz to 18 GHz, Middle Channel, ANT H

No.	Frequency (MHz)	Results (dBuV/m)	Factor (dB)	Limit (dBuV/m)	Over Limit (dB)	Detector	Table (Degree)	Height (cm)	Antenna	Verdict
1	1387.400	36.59	-17.41	74.0	-37.41	Peak	318.00	150	Horizontal	Pass
1**	1387.400	27.82	-17.41	54.0	-26.18	AV	318.00	150	Horizontal	Pass
2	4074.000	46.18	-5.85	74.0	-27.82	Peak	297.00	150	Horizontal	Pass
2**	4074.000	36.63	-5.85	54.0	-17.37	AV	297.00	150	Horizontal	Pass
3	5297.750	109.05	-3.51	--	--	Peak	187.00	150	Horizontal	N/A
3**	5297.750	101.70	-3.51	--	--	AV	187.00	150	Horizontal	N/A
4	7511.000	51.39	0.51	74.0	-22.61	Peak	305.00	150	Horizontal	Pass
4**	7511.000	42.73	0.51	54.0	-11.27	AV	305.00	150	Horizontal	Pass
5	11437.813	48.75	-3.96	74.0	-25.25	Peak	181.00	150	Horizontal	Pass
5**	11437.813	38.72	-3.96	54.0	-15.28	AV	181.00	150	Horizontal	Pass
6	16027.312	50.05	-0.12	74.0	-23.95	Peak	294.00	150	Horizontal	Pass
6**	16027.312	41.33	-0.12	54.0	-12.67	AV	294.00	150	Horizontal	Pass

11n20, U-NII-2A, 1 GHz to 18 GHz, Middle Channel, ANT V

No.	Frequency (MHz)	Results (dBuV/m)	Factor (dB)	Limit (dBuV/m)	Over Limit (dB)	Detector	Table (Degree)	Height (cm)	Antenna	Verdict
1	1493.300	37.31	-17.48	74.0	-36.69	Peak	183.00	150	Vertical	Pass
1**	1493.300	28.24	-17.48	54.0	-25.76	AV	183.00	150	Vertical	Pass
2	4058.500	45.90	-5.98	74.0	-28.10	Peak	204.00	150	Vertical	Pass
2**	4058.500	36.14	-5.98	54.0	-17.86	AV	204.00	150	Vertical	Pass
3	5301.000	100.55	-3.66	--	--	Peak	280.00	150	Vertical	N/A
3**	5301.000	93.34	-3.66	--	--	AV	280.00	150	Vertical	N/A
4	7460.000	52.14	1.14	74.0	-21.86	Peak	265.00	150	Vertical	Pass
4**	7460.000	43.11	1.14	54.0	-10.89	AV	265.00	150	Vertical	Pass
5	11386.512	48.64	-4.29	74.0	-25.36	Peak	111.00	150	Vertical	Pass
5**	11386.512	38.49	-4.29	54.0	-15.51	AV	111.00	150	Vertical	Pass
6	15702.600	50.52	0.05	74.0	-23.48	Peak	182.00	150	Vertical	Pass
6**	15702.600	40.77	0.05	54.0	-13.23	AV	182.00	150	Vertical	Pass

11n20, U-NII-2A, 1 GHz to 18 GHz, High Channel, ANT H

No.	Frequency (MHz)	Results (dBuV/m)	Factor (dB)	Limit (dBuV/m)	Over Limit (dB)	Detector	Table (Degree)	Height (cm)	Antenna	Verdict
1	1340.800	37.38	-17.50	74.0	-36.62	Peak	324.00	150	Horizontal	Pass
1**	1340.800	27.75	-17.50	54.0	-26.25	AV	324.00	150	Horizontal	Pass
2	3844.000	45.48	-6.35	74.0	-28.52	Peak	278.00	150	Horizontal	Pass
2**	3844.000	35.51	-6.35	54.0	-18.49	AV	278.00	150	Horizontal	Pass
3	5319.000	108.87	-3.55	--	--	Peak	185.00	150	Horizontal	N/A
3**	5319.000	102.31	-3.55	--	--	AV	185.00	150	Horizontal	N/A
4	7502.750	51.87	-0.45	74.0	-22.13	Peak	322.00	150	Horizontal	Pass
4**	7502.750	42.65	-0.45	54.0	-11.35	AV	322.00	150	Horizontal	Pass
5	11202.213	48.94	-4.06	74.0	-25.06	Peak	7.00	150	Horizontal	Pass
5**	11202.213	39.25	-4.06	54.0	-14.75	AV	7.00	150	Horizontal	Pass
6	15561.375	50.29	-0.69	74.0	-23.71	Peak	281.00	150	Horizontal	Pass
6**	15561.375	40.65	-0.69	54.0	-13.35	AV	281.00	150	Horizontal	Pass

11n20, U-NII-2A, 1 GHz to 18 GHz, High Channel, ANT V

No.	Frequency (MHz)	Results (dBuV/m)	Factor (dB)	Limit (dBuV/m)	Over Limit (dB)	Detector	Table (Degree)	Height (cm)	Antenna	Verdict
1	1400.300	37.70	-17.70	74.0	-36.30	Peak	96.00	150	Vertical	Pass
1**	1400.300	29.13	-17.70	54.0	-24.87	AV	96.00	150	Vertical	Pass
2	4320.000	47.65	-4.60	74.0	-26.35	Peak	280.00	150	Vertical	Pass
2**	4320.000	37.50	-4.60	54.0	-16.50	AV	280.00	150	Vertical	Pass
3	5321.000	101.61	-3.39	--	--	Peak	288.00	150	Vertical	N/A
3**	5321.000	93.80	-3.39	--	--	AV	288.00	150	Vertical	N/A
4	7505.500	52.32	-0.17	74.0	-21.68	Peak	229.00	150	Vertical	Pass
4**	7505.500	43.39	-0.17	54.0	-10.61	AV	229.00	150	Vertical	Pass
5	11788.838	48.79	-3.63	74.0	-25.21	Peak	19.00	150	Vertical	Pass
5**	11788.838	39.00	-3.63	54.0	-15.00	AV	19.00	150	Vertical	Pass
6	16174.312	51.52	-0.45	74.0	-22.48	Peak	82.00	150	Vertical	Pass
6**	16174.312	41.67	-0.45	54.0	-12.33	AV	82.00	150	Vertical	Pass

11n40, U-NII-2A, 1 GHz to 18 GHz, Low Channel, ANT H

No.	Frequency (MHz)	Results (dBuV/m)	Factor (dB)	Limit (dBuV/m)	Over Limit (dB)	Detector	Table (Degree)	Height (cm)	Antenna	Verdict
1	1317.000	37.22	-17.29	74.0	-36.78	Peak	217.00	150	Horizontal	Pass
1**	1317.000	27.30	-17.29	54.0	-26.70	AV	217.00	150	Horizontal	Pass
2	4293.500	47.73	-4.53	74.0	-26.27	Peak	138.00	150	Horizontal	Pass
2**	4293.500	39.42	-4.53	54.0	-14.58	AV	138.00	150	Horizontal	Pass
3	5268.750	107.31	-3.45	--	--	Peak	189.00	150	Horizontal	N/A
3**	5268.750	99.96	-3.45	--	--	AV	189.00	150	Horizontal	N/A
4	7514.000	52.38	0.75	74.0	-21.62	Peak	0.00	150	Horizontal	Pass
4**	7514.000	43.18	0.75	54.0	-10.82	AV	0.00	150	Horizontal	Pass
5	12438.400	49.04	-2.33	74.0	-24.96	Peak	78.00	150	Horizontal	Pass
5**	12438.400	39.16	-2.33	54.0	-14.84	AV	78.00	150	Horizontal	Pass
6	15709.688	50.45	-0.10	74.0	-23.55	Peak	324.00	150	Horizontal	Pass
6**	15709.688	40.73	-0.10	54.0	-13.27	AV	324.00	150	Horizontal	Pass

11n40, U-NII-2A, 1 GHz to 18 GHz, Low Channel, ANT V

No.	Frequency (MHz)	Results (dBuV/m)	Factor (dB)	Limit (dBuV/m)	Over Limit (dB)	Detector	Table (Degree)	Height (cm)	Antenna	Verdict
1	1364.200	37.75	-17.58	74.0	-36.25	Peak	319.00	150	Vertical	Pass
1**	1364.200	27.88	-17.58	54.0	-26.12	AV	319.00	150	Vertical	Pass
2	4307.750	47.71	-4.18	74.0	-26.29	Peak	104.00	150	Vertical	Pass
2**	4307.750	37.63	-4.18	54.0	-16.37	AV	104.00	150	Vertical	Pass
3	5267.750	98.32	-3.58	--	--	Peak	290.00	150	Vertical	N/A
3**	5267.750	90.91	-3.58	--	--	AV	290.00	150	Vertical	N/A
4	7508.750	51.73	0.44	74.0	-22.27	Peak	0.00	150	Vertical	Pass
4**	7508.750	43.17	0.44	54.0	-10.83	AV	0.00	150	Vertical	Pass
5	12548.362	49.61	-2.14	74.0	-24.39	Peak	251.00	150	Vertical	Pass
5**	12548.362	39.72	-2.14	54.0	-14.28	AV	251.00	150	Vertical	Pass
6	15697.875	50.83	0.04	74.0	-23.17	Peak	308.00	150	Vertical	Pass
6**	15697.875	41.50	0.04	54.0	-12.50	AV	308.00	150	Vertical	Pass

11n40, U-NII-2A, 1 GHz to 18 GHz, High Channel, ANT H

No.	Frequency (MHz)	Results (dBuV/m)	Factor (dB)	Limit (dBuV/m)	Over Limit (dB)	Detector	Table (Degree)	Height (cm)	Antenna	Verdict
1	1354.500	37.33	-17.68	74.0	-36.67	Peak	48.00	150	Horizontal	Pass
1**	1354.500	27.03	-17.68	54.0	-26.97	AV	48.00	150	Horizontal	Pass
2	4284.000	46.72	-4.76	74.0	-27.28	Peak	287.00	150	Horizontal	Pass
2**	4284.000	36.75	-4.76	54.0	-17.25	AV	287.00	150	Horizontal	Pass
3	5308.250	107.04	-3.72	--	--	Peak	177.00	150	Horizontal	N/A
3**	5308.250	98.78	-3.72	--	--	AV	177.00	150	Horizontal	N/A
4	7470.000	51.92	0.63	74.0	-22.08	Peak	287.00	150	Horizontal	Pass
4**	7470.000	42.20	0.63	54.0	-11.80	AV	287.00	150	Horizontal	Pass
5	12448.137	48.74	-2.18	74.0	-25.26	Peak	227.00	150	Horizontal	Pass
5**	12448.137	40.16	-2.18	54.0	-13.84	AV	227.00	150	Horizontal	Pass
6	15694.725	50.15	-0.05	74.0	-23.85	Peak	35.00	150	Horizontal	Pass
6**	15694.725	40.36	-0.05	54.0	-13.64	AV	35.00	150	Horizontal	Pass

11n40, U-NII-2A, 1 GHz to 18 GHz, High Channel, ANT V

No.	Frequency (MHz)	Results (dBuV/m)	Factor (dB)	Limit (dBuV/m)	Over Limit (dB)	Detector	Table (Degree)	Height (cm)	Antenna	Verdict
1	1370.500	37.17	-17.52	74.0	-36.83	Peak	288.00	150	Vertical	Pass
1**	1370.500	28.09	-17.52	54.0	-25.91	AV	288.00	150	Vertical	Pass
2	4099.750	46.04	-6.03	74.0	-27.96	Peak	289.00	150	Vertical	Pass
2**	4099.750	36.34	-6.03	54.0	-17.66	AV	289.00	150	Vertical	Pass
3	5306.250	98.70	-3.33	--	--	Peak	280.00	150	Vertical	N/A
3**	5306.250	90.19	-3.33	--	--	AV	280.00	150	Vertical	N/A
4	7512.500	52.13	0.55	74.0	-21.87	Peak	143.00	150	Vertical	Pass
4**	7512.500	42.98	0.55	54.0	-11.02	AV	143.00	150	Vertical	Pass
5	11302.674	48.39	-4.03	74.0	-25.61	Peak	124.00	150	Vertical	Pass
5**	11302.674	38.99	-4.03	54.0	-15.01	AV	124.00	150	Vertical	Pass
6	15724.912	49.91	-0.42	74.0	-24.09	Peak	360.00	150	Vertical	Pass
6**	15724.912	40.49	-0.42	54.0	-13.51	AV	360.00	150	Vertical	Pass

11ac20, U-NII-2A, 1 GHz to 18 GHz, Low Channel, ANT H

No.	Frequency (MHz)	Results (dBuV/m)	Factor (dB)	Limit (dBuV/m)	Over Limit (dB)	Detector	Table (Degree)	Height (cm)	Antenna	Verdict
1	1328.800	37.84	-17.15	74.0	-36.16	Peak	148.00	150	Horizontal	Pass
1**	1328.800	28.20	-17.15	54.0	-25.80	AV	148.00	150	Horizontal	Pass
2	4197.500	46.23	-5.42	74.0	-27.77	Peak	206.00	150	Horizontal	Pass
2**	4197.500	37.10	-5.42	54.0	-16.90	AV	206.00	150	Horizontal	Pass
3	5259.250	108.71	-3.65	--	--	Peak	188.00	150	Horizontal	N/A
3**	5259.250	101.57	-3.65	--	--	AV	188.00	150	Horizontal	N/A
4	7517.500	52.07	0.91	74.0	-21.93	Peak	305.00	150	Horizontal	Pass
4**	7517.500	43.20	0.91	54.0	-10.80	AV	305.00	150	Horizontal	Pass
5	11943.925	48.54	-3.61	74.0	-25.46	Peak	319.00	150	Horizontal	Pass
5**	11943.925	38.56	-3.61	54.0	-15.44	AV	319.00	150	Horizontal	Pass
6	15701.026	50.58	0.08	74.0	-23.42	Peak	8.00	150	Horizontal	Pass
6**	15701.026	40.62	0.08	54.0	-13.38	AV	8.00	150	Horizontal	Pass

11ac20, U-NII-2A, 1 GHz to 18 GHz, Low Channel, ANT V

No.	Frequency (MHz)	Results (dBuV/m)	Factor (dB)	Limit (dBuV/m)	Over Limit (dB)	Detector	Table (Degree)	Height (cm)	Antenna	Verdict
1	1387.700	38.21	-17.38	74.0	-35.79	Peak	339.00	150	Vertical	Pass
1**	1387.700	27.67	-17.38	54.0	-26.33	AV	339.00	150	Vertical	Pass
2	4157.750	47.12	-6.01	74.0	-26.88	Peak	177.00	150	Vertical	Pass
2**	4157.750	35.80	-6.01	54.0	-18.20	AV	177.00	150	Vertical	Pass
3	5259.000	100.07	-3.71	--	--	Peak	271.00	150	Vertical	N/A
3**	5259.000	92.90	-3.71	--	--	AV	271.00	150	Vertical	N/A
4	7458.750	51.73	1.15	74.0	-22.27	Peak	297.00	150	Vertical	Pass
4**	7458.750	43.39	1.15	54.0	-10.61	AV	297.00	150	Vertical	Pass
5	12322.500	48.62	-2.61	74.0	-25.38	Peak	340.00	150	Vertical	Pass
5**	12322.500	39.08	-2.61	54.0	-14.92	AV	340.00	150	Vertical	Pass
6	16034.138	50.68	-0.12	74.0	-23.32	Peak	124.00	150	Vertical	Pass
6**	16034.138	41.18	-0.12	54.0	-12.82	AV	124.00	150	Vertical	Pass

11ac20, U-NII-2A, 1 GHz to 18 GHz, Middle Channel, ANT H

No.	Frequency (MHz)	Results (dBuV/m)	Factor (dB)	Limit (dBuV/m)	Over Limit (dB)	Detector	Table (Degree)	Height (cm)	Antenna	Verdict
1	1368.300	37.59	-17.63	74.0	-36.41	Peak	303.00	150	Horizontal	Pass
1**	1368.300	27.88	-17.63	54.0	-26.12	AV	303.00	150	Horizontal	Pass
2	4898.500	49.99	-3.52	74.0	-24.01	Peak	38.00	150	Horizontal	Pass
2**	4898.500	40.59	-3.52	54.0	-13.41	AV	38.00	150	Horizontal	Pass
3	5301.000	109.56	-3.66	--	--	Peak	172.00	150	Horizontal	N/A
3**	5301.000	102.29	-3.66	--	--	AV	172.00	150	Horizontal	N/A
4	7450.000	53.19	0.65	74.0	-20.81	Peak	223.00	150	Horizontal	Pass
4**	7450.000	44.51	0.65	54.0	-9.49	AV	223.00	150	Horizontal	Pass
5	12441.012	49.46	-2.29	74.0	-24.54	Peak	224.00	150	Horizontal	Pass
5**	12441.012	40.17	-2.29	54.0	-13.83	AV	224.00	150	Horizontal	Pass
6	16020.750	49.75	-0.13	74.0	-24.25	Peak	104.00	150	Horizontal	Pass
6**	16020.750	40.67	-0.13	54.0	-13.33	AV	104.00	150	Horizontal	Pass

11ac20, U-NII-2A, 1 GHz to 18 GHz, Middle Channel, ANT V

No.	Frequency (MHz)	Results (dBuV/m)	Factor (dB)	Limit (dBuV/m)	Over Limit (dB)	Detector	Table (Degree)	Height (cm)	Antenna	Verdict
1	1479.900	37.78	-17.28	74.0	-36.22	Peak	108.00	150	Vertical	Pass
1**	1479.900	28.49	-17.28	54.0	-25.51	AV	108.00	150	Vertical	Pass
2	4307.750	48.73	-4.18	74.0	-25.27	Peak	163.00	150	Vertical	Pass
2**	4307.750	39.87	-4.18	54.0	-14.13	AV	163.00	150	Vertical	Pass
3	5303.500	100.63	-3.63	--	--	Peak	280.00	150	Vertical	N/A
3**	5303.500	93.34	-3.63	--	--	AV	280.00	150	Vertical	N/A
4	7458.000	52.98	1.14	74.0	-21.02	Peak	157.00	150	Vertical	Pass
4**	7458.000	45.00	1.14	54.0	-9.00	AV	157.00	150	Vertical	Pass
5	12305.401	49.31	-2.48	74.0	-24.69	Peak	155.00	150	Vertical	Pass
5**	12305.401	39.47	-2.48	54.0	-14.53	AV	155.00	150	Vertical	Pass
6	16171.950	50.63	-0.45	74.0	-23.37	Peak	57.00	150	Vertical	Pass
6**	16171.950	40.65	-0.45	54.0	-13.35	AV	57.00	150	Vertical	Pass

11ac20, U-NII-2A, 1 GHz to 18 GHz, High Channel, ANT H

No.	Frequency (MHz)	Results (dBuV/m)	Factor (dB)	Limit (dBuV/m)	Over Limit (dB)	Detector	Table (Degree)	Height (cm)	Antenna	Verdict
1	1384.600	37.78	-17.47	74.0	-36.22	Peak	94.00	150	Horizontal	Pass
1**	1384.600	28.33	-17.47	54.0	-25.67	AV	94.00	150	Horizontal	Pass
2	4959.250	49.85	-4.13	74.0	-24.15	Peak	107.00	150	Horizontal	Pass
2**	4959.250	39.74	-4.13	54.0	-14.26	AV	107.00	150	Horizontal	Pass
3	5324.750	109.45	-3.32	--	--	Peak	190.00	150	Horizontal	N/A
3**	5324.750	101.50	-3.32	--	--	AV	190.00	150	Horizontal	N/A
4	7554.750	53.03	-0.48	74.0	-20.97	Peak	0.00	150	Horizontal	Pass
4**	7554.750	43.62	-0.48	54.0	-10.38	AV	0.00	150	Horizontal	Pass
5	11307.425	48.19	-4.08	74.0	-25.81	Peak	147.00	150	Horizontal	Pass
5**	11307.425	39.17	-4.08	54.0	-14.83	AV	147.00	150	Horizontal	Pass
6	16018.388	49.53	-0.13	74.0	-24.47	Peak	254.00	150	Horizontal	Pass
6**	16018.388	40.61	-0.13	54.0	-13.39	AV	254.00	150	Horizontal	Pass

11ac20, U-NII-2A, 1 GHz to 18 GHz, High Channel, ANT V

No.	Frequency (MHz)	Results (dBuV/m)	Factor (dB)	Limit (dBuV/m)	Over Limit (dB)	Detector	Table (Degree)	Height (cm)	Antenna	Verdict
1	1454.000	38.82	-17.52	74.0	-35.18	Peak	346.00	150	Vertical	Pass
1**	1454.000	28.57	-17.52	54.0	-25.43	AV	346.00	150	Vertical	Pass
2	4262.250	48.19	-4.56	74.0	-25.81	Peak	156.00	150	Vertical	Pass
2**	4262.250	38.66	-4.56	54.0	-15.34	AV	156.00	150	Vertical	Pass
3	5317.750	102.29	-3.41	--	--	Peak	282.00	150	Vertical	N/A
3**	5317.750	94.51	-3.41	--	--	AV	282.00	150	Vertical	N/A
4	7456.250	53.53	1.14	74.0	-20.47	Peak	222.00	150	Vertical	Pass
4**	7456.250	44.66	1.14	54.0	-9.34	AV	222.00	150	Vertical	Pass
5	11430.688	49.25	-4.00	74.0	-24.75	Peak	307.00	150	Vertical	Pass
5**	11430.688	39.04	-4.00	54.0	-14.96	AV	307.00	150	Vertical	Pass
6	16037.812	50.33	-0.11	74.0	-23.67	Peak	190.00	150	Vertical	Pass
6**	16037.812	40.83	-0.11	54.0	-13.17	AV	190.00	150	Vertical	Pass

11ac40, U-NII-2A, 1 GHz to 18 GHz, Low Channel, ANT H

No.	Frequency (MHz)	Results (dBuV/m)	Factor (dB)	Limit (dBuV/m)	Over Limit (dB)	Detector	Table (Degree)	Height (cm)	Antenna	Verdict
1	1478.500	37.76	-17.33	74.0	-36.24	Peak	353.00	150	Horizontal	Pass
1**	1478.500	28.56	-17.33	54.0	-25.44	AV	353.00	150	Horizontal	Pass
2	4999.250	49.97	-3.28	74.0	-24.03	Peak	358.00	150	Horizontal	Pass
2**	4999.250	41.16	-3.28	54.0	-12.84	AV	358.00	150	Horizontal	Pass
3	5271.250	108.69	-3.27	--	--	Peak	188.00	150	Horizontal	N/A
3**	5271.250	101.45	-3.27	--	--	AV	188.00	150	Horizontal	N/A
4	7530.000	53.30	0.67	74.0	-20.70	Peak	165.00	150	Horizontal	Pass
4**	7530.000	42.69	0.67	54.0	-11.31	AV	165.00	150	Horizontal	Pass
5	11451.825	48.99	-3.89	74.0	-25.01	Peak	155.00	150	Horizontal	Pass
5**	11451.825	40.06	-3.89	54.0	-13.94	AV	155.00	150	Horizontal	Pass
6	16051.463	49.80	-0.13	74.0	-24.20	Peak	282.00	150	Horizontal	Pass
6**	16051.463	40.63	-0.13	54.0	-13.37	AV	282.00	150	Horizontal	Pass

11ac40, U-NII-2A, 1 GHz to 18 GHz, Low Channel, ANT V

No.	Frequency (MHz)	Results (dBuV/m)	Factor (dB)	Limit (dBuV/m)	Over Limit (dB)	Detector	Table (Degree)	Height (cm)	Antenna	Verdict
1	1339.900	38.06	-17.46	74.0	-35.94	Peak	136.00	150	Vertical	Pass
1**	1339.900	27.88	-17.46	54.0	-26.12	AV	136.00	150	Vertical	Pass
2	4305.750	48.03	-4.19	74.0	-25.97	Peak	0.00	150	Vertical	Pass
2**	4305.750	39.00	-4.19	54.0	-15.00	AV	0.00	150	Vertical	Pass
3	5268.750	100.09	-3.45	--	--	Peak	282.00	150	Vertical	N/A
3**	5268.750	92.85	-3.45	--	--	AV	282.00	150	Vertical	N/A
4	7519.000	53.34	0.86	74.0	-20.66	Peak	140.00	150	Vertical	Pass
4**	7519.000	43.55	0.86	54.0	-10.45	AV	140.00	150	Vertical	Pass
5	12402.062	49.30	-2.88	74.0	-24.70	Peak	64.00	150	Vertical	Pass
5**	12402.062	38.87	-2.88	54.0	-15.13	AV	64.00	150	Vertical	Pass
6	15704.175	49.82	0.02	74.0	-24.18	Peak	184.00	150	Vertical	Pass
6**	15704.175	40.29	0.02	54.0	-13.71	AV	184.00	150	Vertical	Pass

11ac40, U-NII-2A, 1 GHz to 18 GHz, High Channel, ANT H

No.	Frequency (MHz)	Results (dBuV/m)	Factor (dB)	Limit (dBuV/m)	Over Limit (dB)	Detector	Table (Degree)	Height (cm)	Antenna	Verdict
1	1511.000	37.57	-17.36	74.0	-36.43	Peak	5.00	150	Horizontal	Pass
1**	1511.000	28.08	-17.36	54.0	-25.92	AV	5.00	150	Horizontal	Pass
2	4260.750	48.53	-4.45	74.0	-25.47	Peak	82.00	150	Horizontal	Pass
2**	4260.750	38.94	-4.45	54.0	-15.06	AV	82.00	150	Horizontal	Pass
3	5316.500	107.92	-3.33	--	--	Peak	181.00	150	Horizontal	N/A
3**	5316.500	100.13	-3.33	--	--	AV	181.00	150	Horizontal	N/A
4	7505.750	53.99	-0.12	74.0	-20.01	Peak	0.00	150	Horizontal	Pass
4**	7505.750	44.13	-0.12	54.0	-9.87	AV	0.00	150	Horizontal	Pass
5	12437.213	49.56	-2.35	74.0	-24.44	Peak	271.00	150	Horizontal	Pass
5**	12437.213	39.87	-2.35	54.0	-14.13	AV	271.00	150	Horizontal	Pass
6	15556.125	49.71	-0.61	74.0	-24.29	Peak	164.00	150	Horizontal	Pass
6**	15556.125	40.34	-0.61	54.0	-13.66	AV	164.00	150	Horizontal	Pass

11ac40, U-NII-2A, 1 GHz to 18 GHz, High Channel, ANT V

No.	Frequency (MHz)	Results (dBuV/m)	Factor (dB)	Limit (dBuV/m)	Over Limit (dB)	Detector	Table (Degree)	Height (cm)	Antenna	Verdict
1	1489.600	37.88	-17.35	74.0	-36.12	Peak	70.00	150	Vertical	Pass
1**	1489.600	28.27	-17.35	54.0	-25.73	AV	70.00	150	Vertical	Pass
2	4276.750	48.82	-4.86	74.0	-25.18	Peak	224.00	150	Vertical	Pass
2**	4276.750	39.38	-4.86	54.0	-14.62	AV	224.00	150	Vertical	Pass
3	5306.750	99.14	-3.43	--	--	Peak	282.00	150	Vertical	N/A
3**	5306.750	90.97	-3.43	--	--	AV	282.00	150	Vertical	N/A
4	7467.250	53.42	0.91	74.0	-20.58	Peak	148.00	150	Vertical	Pass
4**	7467.250	43.78	0.91	54.0	-10.22	AV	148.00	150	Vertical	Pass
5	12385.438	48.46	-2.89	74.0	-25.54	Peak	157.00	150	Vertical	Pass
5**	12385.438	38.68	-2.89	54.0	-15.32	AV	157.00	150	Vertical	Pass
6	16151.474	49.93	-0.47	74.0	-24.07	Peak	130.00	150	Vertical	Pass
6**	16151.474	40.59	-0.47	54.0	-13.41	AV	130.00	150	Vertical	Pass

11ac80, U-NII-2A, 1 GHz to 18 GHz, Middle Channel, ANT H

No.	Frequency (MHz)	Results (dBuV/m)	Factor (dB)	Limit (dBuV/m)	Over Limit (dB)	Detector	Table (Degree)	Height (cm)	Antenna	Verdict
1	1393.200	38.00	-17.30	74.0	-36.00	Peak	280.00	150	Horizontal	Pass
1**	1393.200	28.61	-17.30	54.0	-25.39	AV	280.00	150	Horizontal	Pass
2	4294.000	48.24	-4.49	74.0	-25.76	Peak	48.00	150	Horizontal	Pass
2**	4294.000	38.92	-4.49	54.0	-15.08	AV	48.00	150	Horizontal	Pass
3	5279.500	105.70	-3.40	--	--	Peak	182.00	150	Horizontal	N/A
3**	5279.500	97.88	-3.40	--	--	AV	182.00	150	Horizontal	N/A
4	7457.250	53.62	1.14	74.0	-20.38	Peak	174.00	150	Horizontal	Pass
4**	7457.250	45.18	1.14	54.0	-8.82	AV	174.00	150	Horizontal	Pass
5	12446.950	48.95	-2.20	74.0	-25.05	Peak	110.00	150	Horizontal	Pass
5**	12446.950	39.63	-2.20	54.0	-14.37	AV	110.00	150	Horizontal	Pass
6	16179.037	50.22	-0.45	74.0	-23.78	Peak	142.00	150	Horizontal	Pass
6**	16179.037	42.36	-0.45	54.0	-11.64	AV	142.00	150	Horizontal	Pass

11ac80, U-NII-2A, 1 GHz to 18 GHz, Middle Channel, ANT V

No.	Frequency (MHz)	Results (dBuV/m)	Factor (dB)	Limit (dBuV/m)	Over Limit (dB)	Detector	Table (Degree)	Height (cm)	Antenna	Verdict
1	1450.300	38.01	-17.40	74.0	-35.99	Peak	28.00	150	Vertical	Pass
1**	1450.300	28.86	-17.40	54.0	-25.14	AV	28.00	150	Vertical	Pass
2	4279.750	48.45	-4.65	74.0	-25.55	Peak	189.00	150	Vertical	Pass
2**	4279.750	38.59	-4.65	54.0	-15.41	AV	189.00	150	Vertical	Pass
3	5283.500	97.05	-3.48	--	--	Peak	280.00	150	Vertical	N/A
3**	5283.500	89.12	-3.48	--	--	AV	280.00	150	Vertical	N/A
4	7474.000	53.00	0.63	74.0	-21.00	Peak	238.00	150	Vertical	Pass
4**	7474.000	44.40	0.63	54.0	-9.60	AV	238.00	150	Vertical	Pass
5	11456.099	48.93	-3.92	74.0	-25.07	Peak	250.00	150	Vertical	Pass
5**	11456.099	40.26	-3.92	54.0	-13.74	AV	250.00	150	Vertical	Pass
6	16133.363	50.07	-0.64	74.0	-23.93	Peak	28.00	150	Vertical	Pass
6**	16133.363	40.96	-0.64	54.0	-13.04	AV	28.00	150	Vertical	Pass

11a, U-NII-2C, 1 GHz to 18 GHz, Low Channel, ANT H

No.	Frequency (MHz)	Results (dBuV/m)	Factor (dB)	Limit (dBuV/m)	Over Limit (dB)	Detector	Table (Degree)	Height (cm)	Antenna	Verdict
1	1587.100	37.64	-17.42	74.0	-36.36	Peak	246.00	150	Horizontal	Pass
1**	1587.100	27.77	-17.42	54.0	-26.23	AV	246.00	150	Horizontal	Pass
2	5079.500	50.37	-3.21	74.0	-23.63	Peak	324.00	150	Horizontal	Pass
2**	5079.500	40.71	-3.21	54.0	-13.29	AV	324.00	150	Horizontal	Pass
3	5501.000	108.04	-3.18	--	--	Peak	197.00	150	Horizontal	N/A
3**	5501.000	100.99	-3.18	--	--	AV	197.00	150	Horizontal	N/A
4	7451.750	53.27	0.86	74.0	-20.73	Peak	239.00	150	Horizontal	Pass
4**	7451.750	44.68	0.86	54.0	-9.32	AV	239.00	150	Horizontal	Pass
5	12442.912	49.33	-2.26	74.0	-24.67	Peak	360.00	150	Horizontal	Pass
5**	12442.912	39.81	-2.26	54.0	-14.19	AV	360.00	150	Horizontal	Pass
6	15702.075	50.64	0.06	74.0	-23.36	Peak	156.00	150	Horizontal	Pass
6**	15702.075	40.99	0.06	54.0	-13.01	AV	156.00	150	Horizontal	Pass

11a, U-NII-2C, 1 GHz to 18 GHz, Low Channel, ANT V

No.	Frequency (MHz)	Results (dBuV/m)	Factor (dB)	Limit (dBuV/m)	Over Limit (dB)	Detector	Table (Degree)	Height (cm)	Antenna	Verdict
1	1388.800	38.03	-17.32	74.0	-35.97	Peak	299.00	150	Vertical	Pass
1**	1388.800	28.86	-17.32	54.0	-25.14	AV	299.00	150	Vertical	Pass
2	4799.750	49.68	-4.25	74.0	-24.32	Peak	56.00	150	Vertical	Pass
2**	4799.750	40.12	-4.25	54.0	-13.88	AV	56.00	150	Vertical	Pass
3	5502.250	99.06	-3.19	--	--	Peak	282.00	150	Vertical	N/A
3**	5502.250	91.77	-3.19	--	--	AV	282.00	150	Vertical	N/A
4	7517.250	53.96	0.91	74.0	-20.04	Peak	131.00	150	Vertical	Pass
4**	7517.250	44.02	0.91	54.0	-9.98	AV	131.00	150	Vertical	Pass
5	10996.300	49.69	-4.81	74.0	-24.31	Peak	18.00	150	Vertical	Pass
5**	10996.300	42.28	-4.81	54.0	-11.72	AV	18.00	150	Vertical	Pass
6	16176.412	49.95	-0.45	74.0	-24.05	Peak	280.00	150	Vertical	Pass
6**	16176.412	41.64	-0.45	54.0	-12.36	AV	280.00	150	Vertical	Pass

11a, U-NII-2C, 1 GHz to 18 GHz, Middle Channel, ANT H

No.	Frequency (MHz)	Results (dBuV/m)	Factor (dB)	Limit (dBuV/m)	Over Limit (dB)	Detector	Table (Degree)	Height (cm)	Antenna	Verdict
1	1479.800	37.66	-17.28	74.0	-36.34	Peak	341.00	150	Horizontal	Pass
1**	1479.800	29.04	-17.28	54.0	-24.96	AV	341.00	150	Horizontal	Pass
2	5013.500	49.59	-3.22	74.0	-24.41	Peak	21.00	150	Horizontal	Pass
2**	5013.500	40.84	-3.22	54.0	-13.16	AV	21.00	150	Horizontal	Pass
3	5581.000	109.58	-2.71	--	--	Peak	203.00	150	Horizontal	N/A
3**	5581.000	102.33	-2.71	--	--	AV	203.00	150	Horizontal	N/A
4	7475.750	53.98	0.68	74.0	-20.02	Peak	144.00	150	Horizontal	Pass
4**	7475.750	44.24	0.68	54.0	-9.76	AV	144.00	150	Horizontal	Pass
5	12404.675	49.17	-2.84	74.0	-24.83	Peak	75.00	150	Horizontal	Pass
5**	12404.675	40.00	-2.84	54.0	-14.00	AV	75.00	150	Horizontal	Pass
6	16144.650	49.64	-0.52	74.0	-24.36	Peak	245.00	150	Horizontal	Pass
6**	16144.650	40.23	-0.52	54.0	-13.77	AV	245.00	150	Horizontal	Pass

11a, U-NII-2C, 1 GHz to 18 GHz, Middle Channel, ANT V

No.	Frequency (MHz)	Results (dBuV/m)	Factor (dB)	Limit (dBuV/m)	Over Limit (dB)	Detector	Table (Degree)	Height (cm)	Antenna	Verdict
1	1482.400	37.82	-17.30	74.0	-36.18	Peak	341.00	150	Vertical	Pass
1**	1482.400	28.61	-17.30	54.0	-25.39	AV	341.00	150	Vertical	Pass
2	5007.500	49.88	-3.10	74.0	-24.12	Peak	211.00	150	Vertical	Pass
2**	5007.500	40.59	-3.10	54.0	-13.41	AV	211.00	150	Vertical	Pass
3	5577.000	99.90	-2.89	--	--	Peak	270.00	150	Vertical	N/A
3**	5577.000	92.82	-2.89	--	--	AV	270.00	150	Vertical	N/A
4	7460.000	53.20	1.14	74.0	-20.80	Peak	61.00	150	Vertical	Pass
4**	7460.000	44.66	1.14	54.0	-9.34	AV	61.00	150	Vertical	Pass
5	11155.900	52.17	-4.37	74.0	-21.83	Peak	4.00	150	Vertical	Pass
5**	11155.900	41.54	-4.37	54.0	-12.46	AV	4.00	150	Vertical	Pass
6	16023.900	49.92	-0.13	74.0	-24.08	Peak	245.00	150	Vertical	Pass
6**	16023.900	39.96	-0.13	54.0	-14.04	AV	245.00	150	Vertical	Pass

11a, U-NII-2C, 1 GHz to 18 GHz, High Channel, ANT H

No.	Frequency (MHz)	Results (dBuV/m)	Factor (dB)	Limit (dBuV/m)	Over Limit (dB)	Detector	Table (Degree)	Height (cm)	Antenna	Verdict
1	1561.400	37.97	-17.76	74.0	-36.03	Peak	56.00	150	Horizontal	Pass
1**	1561.400	28.67	-17.76	54.0	-25.33	AV	56.00	150	Horizontal	Pass
2	4180.250	48.81	-5.13	74.0	-25.19	Peak	171.00	150	Horizontal	Pass
2**	4180.250	38.90	-5.13	54.0	-15.10	AV	171.00	150	Horizontal	Pass
3	5698.750	108.06	-2.97	--	--	Peak	188.00	150	Horizontal	N/A
3**	5698.750	101.53	-2.97	--	--	AV	188.00	150	Horizontal	N/A
4	7563.500	53.38	-0.30	74.0	-20.62	Peak	228.00	150	Horizontal	Pass
4**	7563.500	42.97	-0.30	54.0	-11.03	AV	228.00	150	Horizontal	Pass
5	11398.388	50.65	-4.22	74.0	-23.35	Peak	178.00	150	Horizontal	Pass
5**	11398.388	42.58	-4.22	54.0	-11.42	AV	178.00	150	Horizontal	Pass
6	16060.125	49.73	-0.28	74.0	-24.27	Peak	284.00	150	Horizontal	Pass
6**	16060.125	41.43	-0.28	54.0	-12.57	AV	284.00	150	Horizontal	Pass

11a, U-NII-2C, 1 GHz to 18 GHz, High Channel, ANT V

No.	Frequency (MHz)	Results (dBuV/m)	Factor (dB)	Limit (dBuV/m)	Over Limit (dB)	Detector	Table (Degree)	Height (cm)	Antenna	Verdict
1	1500.600	37.98	-17.32	74.0	-36.02	Peak	168.00	150	Vertical	Pass
1**	1500.600	28.80	-17.32	54.0	-25.20	AV	168.00	150	Vertical	Pass
2	4331.750	49.83	-4.89	74.0	-24.17	Peak	137.00	150	Vertical	Pass
2**	4331.750	39.53	-4.89	54.0	-14.47	AV	137.00	150	Vertical	Pass
3	5698.250	101.17	-2.93	--	--	Peak	289.00	150	Vertical	N/A
3**	5698.250	93.23	-2.93	--	--	AV	289.00	150	Vertical	N/A
4	7470.750	52.84	0.71	74.0	-21.16	Peak	95.00	150	Vertical	Pass
4**	7470.750	44.07	0.71	54.0	-9.93	AV	95.00	150	Vertical	Pass
5	11399.812	50.99	-4.21	74.0	-23.01	Peak	165.00	150	Vertical	Pass
5**	11399.812	42.20	-4.21	54.0	-11.80	AV	165.00	150	Vertical	Pass
6	15745.912	49.33	-0.86	74.0	-24.67	Peak	152.00	150	Vertical	Pass
6**	15745.912	38.81	-0.86	54.0	-15.19	AV	152.00	150	Vertical	Pass

11n20, U-NII-2C, 1 GHz to 18 GHz, Low Channel, ANT H

No.	Frequency (MHz)	Results (dBuV/m)	Factor (dB)	Limit (dBuV/m)	Over Limit (dB)	Detector	Table (Degree)	Height (cm)	Antenna	Verdict
1	1404.900	38.19	-17.36	74.0	-35.81	Peak	90.00	150	Horizontal	Pass
1**	1404.900	28.29	-17.36	54.0	-25.71	AV	90.00	150	Horizontal	Pass
2	4306.750	49.12	-4.17	74.0	-24.88	Peak	88.00	150	Horizontal	Pass
2**	4306.750	39.03	-4.17	54.0	-14.97	AV	88.00	150	Horizontal	Pass
3	5497.250	108.31	-3.35	--	--	Peak	204.00	150	Horizontal	N/A
3**	5497.250	99.85	-3.35	--	--	AV	204.00	150	Horizontal	N/A
4	7463.750	53.30	0.97	74.0	-20.70	Peak	262.00	150	Horizontal	Pass
4**	7463.750	44.41	0.97	54.0	-9.59	AV	262.00	150	Horizontal	Pass
5	11943.925	48.96	-3.61	74.0	-25.04	Peak	97.00	150	Horizontal	Pass
5**	11943.925	39.13	-3.61	54.0	-14.87	AV	97.00	150	Horizontal	Pass
6	16144.650	50.30	-0.52	74.0	-23.70	Peak	173.00	150	Horizontal	Pass
6**	16144.650	41.72	-0.52	54.0	-12.28	AV	173.00	150	Horizontal	Pass

11n20, U-NII-2C, 1 GHz to 18 GHz, Low Channel, ANT V

No.	Frequency (MHz)	Results (dBuV/m)	Factor (dB)	Limit (dBuV/m)	Over Limit (dB)	Detector	Table (Degree)	Height (cm)	Antenna	Verdict
1	1493.300	38.19	-17.48	74.0	-35.81	Peak	258.00	150	Vertical	Pass
1**	1493.300	29.13	-17.48	54.0	-24.87	AV	258.00	150	Vertical	Pass
2	4961.250	49.97	-4.12	74.0	-24.03	Peak	279.00	150	Vertical	Pass
2**	4961.250	39.93	-4.12	54.0	-14.07	AV	279.00	150	Vertical	Pass
3	5502.000	100.09	-3.17	--	--	Peak	295.00	150	Vertical	N/A
3**	5502.000	92.40	-3.17	--	--	AV	295.00	150	Vertical	N/A
4	7452.250	53.47	0.92	74.0	-20.53	Peak	146.00	150	Vertical	Pass
4**	7452.250	44.38	0.92	54.0	-9.62	AV	146.00	150	Vertical	Pass
5	11002.237	49.04	-4.81	74.0	-24.96	Peak	0.00	150	Vertical	Pass
5**	11002.237	39.91	-4.81	54.0	-14.09	AV	0.00	150	Vertical	Pass
6	16141.763	49.75	-0.55	74.0	-24.25	Peak	0.00	150	Vertical	Pass
6**	16141.763	40.65	-0.55	54.0	-13.35	AV	0.00	150	Vertical	Pass

11n20, U-NII-2C, 1 GHz to 18 GHz, Middle Channel, ANT H

No.	Frequency (MHz)	Results (dBuV/m)	Factor (dB)	Limit (dBuV/m)	Over Limit (dB)	Detector	Table (Degree)	Height (cm)	Antenna	Verdict
1	1381.500	37.87	-17.41	74.0	-36.13	Peak	114.00	150	Horizontal	Pass
1**	1381.500	28.70	-17.41	54.0	-25.30	AV	114.00	150	Horizontal	Pass
2	5095.750	49.69	-3.02	74.0	-24.31	Peak	310.00	150	Horizontal	Pass
2**	5095.750	41.06	-3.02	54.0	-12.94	AV	310.00	150	Horizontal	Pass
3	5578.000	109.39	-2.89	--	--	Peak	203.00	150	Horizontal	N/A
3**	5578.000	101.49	-2.89	--	--	AV	203.00	150	Horizontal	N/A
4	7472.250	53.56	0.74	74.0	-20.44	Peak	129.00	150	Horizontal	Pass
4**	7472.250	44.04	0.74	54.0	-9.96	AV	129.00	150	Horizontal	Pass
5	11423.799	48.71	-4.05	74.0	-25.29	Peak	121.00	150	Horizontal	Pass
5**	11423.799	39.43	-4.05	54.0	-14.57	AV	121.00	150	Horizontal	Pass
6	15730.950	49.49	-0.55	74.0	-24.51	Peak	209.00	150	Horizontal	Pass
6**	15730.950	39.47	-0.55	54.0	-14.53	AV	209.00	150	Horizontal	Pass

11n20, U-NII-2C, 1 GHz to 18 GHz, Middle Channel, ANT V

No.	Frequency (MHz)	Results (dBuV/m)	Factor (dB)	Limit (dBuV/m)	Over Limit (dB)	Detector	Table (Degree)	Height (cm)	Antenna	Verdict
1	1346.700	38.10	-17.44	74.0	-35.90	Peak	34.00	150	Vertical	Pass
1**	1346.700	28.05	-17.44	54.0	-25.95	AV	34.00	150	Vertical	Pass
2	4964.750	49.99	-4.14	74.0	-24.01	Peak	169.00	150	Vertical	Pass
2**	4964.750	40.86	-4.14	54.0	-13.14	AV	169.00	150	Vertical	Pass
3	5581.250	100.29	-2.73	--	--	Peak	277.00	150	Vertical	N/A
3**	5581.250	92.54	-2.73	--	--	AV	277.00	150	Vertical	N/A
4	7457.000	54.05	1.14	74.0	-19.95	Peak	184.00	150	Vertical	Pass
4**	7457.000	43.94	1.14	54.0	-10.06	AV	184.00	150	Vertical	Pass
5	11448.974	49.19	-3.88	74.0	-24.81	Peak	261.00	150	Vertical	Pass
5**	11448.974	39.52	-3.88	54.0	-14.48	AV	261.00	150	Vertical	Pass
6	16148.062	50.37	-0.49	74.0	-23.63	Peak	0.00	150	Vertical	Pass
6**	16148.062	40.59	-0.49	54.0	-13.41	AV	0.00	150	Vertical	Pass

11n20, U-NII-2C, 1 GHz to 18 GHz, High Channel, ANT H

No.	Frequency (MHz)	Results (dBuV/m)	Factor (dB)	Limit (dBuV/m)	Over Limit (dB)	Detector	Table (Degree)	Height (cm)	Antenna	Verdict
1	1339.800	38.19	-17.45	74.0	-35.81	Peak	66.00	150	Horizontal	Pass
1**	1339.800	28.61	-17.45	54.0	-25.39	AV	66.00	150	Horizontal	Pass
2	4317.750	48.28	-4.59	74.0	-25.72	Peak	213.00	150	Horizontal	Pass
2**	4317.750	39.28	-4.59	54.0	-14.72	AV	213.00	150	Horizontal	Pass
3	5698.500	108.43	-2.95	--	--	Peak	213.00	150	Horizontal	N/A
3**	5698.500	100.60	-2.95	--	--	AV	213.00	150	Horizontal	N/A
4	7497.000	53.40	-0.36	74.0	-20.60	Peak	139.00	150	Horizontal	Pass
4**	7497.000	43.67	-0.36	54.0	-10.33	AV	139.00	150	Horizontal	Pass
5	11395.299	50.69	-4.24	74.0	-23.31	Peak	130.00	150	Horizontal	Pass
5**	11395.299	41.12	-4.24	54.0	-12.88	AV	130.00	150	Horizontal	Pass
6	16044.112	51.08	-0.11	74.0	-22.92	Peak	209.00	150	Horizontal	Pass
6**	16044.112	40.56	-0.11	54.0	-13.44	AV	209.00	150	Horizontal	Pass

11n20, U-NII-2C, 1 GHz to 18 GHz, High Channel, ANT V

No.	Frequency (MHz)	Results (dBuV/m)	Factor (dB)	Limit (dBuV/m)	Over Limit (dB)	Detector	Table (Degree)	Height (cm)	Antenna	Verdict
1	1328.900	37.43	-17.16	74.0	-36.57	Peak	254.00	150	Vertical	Pass
1**	1328.900	28.31	-17.16	54.0	-25.69	AV	254.00	150	Vertical	Pass
2	4381.750	48.94	-3.95	74.0	-25.06	Peak	278.00	150	Vertical	Pass
2**	4381.750	40.69	-3.95	54.0	-13.31	AV	278.00	150	Vertical	Pass
3	5703.250	100.70	-2.94	--	--	Peak	295.00	150	Vertical	N/A
3**	5703.250	93.07	-2.94	--	--	AV	295.00	150	Vertical	N/A
4	7515.750	53.14	0.90	74.0	-20.86	Peak	360.00	150	Vertical	Pass
4**	7515.750	44.41	0.90	54.0	-9.59	AV	360.00	150	Vertical	Pass
5	11396.487	50.85	-4.23	74.0	-23.15	Peak	7.00	150	Vertical	Pass
5**	11396.487	42.60	-4.23	54.0	-11.40	AV	7.00	150	Vertical	Pass
6	16172.738	50.85	-0.45	74.0	-23.15	Peak	263.00	150	Vertical	Pass
6**	16172.738	41.51	-0.45	54.0	-12.49	AV	263.00	150	Vertical	Pass

11n40, U-NII-2C, 1 GHz to 18 GHz, Low Channel, ANT H

No.	Frequency (MHz)	Results (dBuV/m)	Factor (dB)	Limit (dBuV/m)	Over Limit (dB)	Detector	Table (Degree)	Height (cm)	Antenna	Verdict
1	1504.500	37.85	-17.37	74.0	-36.15	Peak	295.00	150	Horizontal	Pass
1**	1504.500	28.67	-17.37	54.0	-25.33	AV	295.00	150	Horizontal	Pass
2	4314.750	48.89	-4.46	74.0	-25.11	Peak	27.00	150	Horizontal	Pass
2**	4314.750	39.28	-4.46	54.0	-14.72	AV	27.00	150	Horizontal	Pass
3	5511.250	106.86	-3.23	--	--	Peak	203.00	150	Horizontal	N/A
3**	5511.250	99.39	-3.23	--	--	AV	203.00	150	Horizontal	N/A
4	7462.500	53.43	1.09	74.0	-20.57	Peak	152.00	150	Horizontal	Pass
4**	7462.500	43.88	1.09	54.0	-10.12	AV	152.00	150	Horizontal	Pass
5	11426.175	48.41	-4.03	74.0	-25.59	Peak	39.00	150	Horizontal	Pass
5**	11426.175	39.30	-4.03	54.0	-14.70	AV	39.00	150	Horizontal	Pass
6	16039.912	49.98	-0.11	74.0	-24.02	Peak	340.00	150	Horizontal	Pass
6**	16039.912	40.79	-0.11	54.0	-13.21	AV	340.00	150	Horizontal	Pass

11n40, U-NII-2C, 1 GHz to 18 GHz, Low Channel, ANT V

No.	Frequency (MHz)	Results (dBuV/m)	Factor (dB)	Limit (dBuV/m)	Over Limit (dB)	Detector	Table (Degree)	Height (cm)	Antenna	Verdict
1	1554.900	37.65	-17.96	74.0	-36.35	Peak	193.00	150	Vertical	Pass
1**	1554.900	28.66	-17.96	54.0	-25.34	AV	193.00	150	Vertical	Pass
2	4808.750	49.44	-3.84	74.0	-24.56	Peak	320.00	150	Vertical	Pass
2**	4808.750	40.99	-3.84	54.0	-13.01	AV	320.00	150	Vertical	Pass
3	5508.000	97.18	-3.27	--	--	Peak	295.00	150	Vertical	N/A
3**	5508.000	90.66	-3.27	--	--	AV	295.00	150	Vertical	N/A
4	7463.250	53.48	1.04	74.0	-20.52	Peak	145.00	150	Vertical	Pass
4**	7463.250	44.30	1.04	54.0	-9.70	AV	145.00	150	Vertical	Pass
5	11426.175	48.74	-4.03	74.0	-25.26	Peak	134.00	150	Vertical	Pass
5**	11426.175	39.52	-4.03	54.0	-14.48	AV	134.00	150	Vertical	Pass
6	15719.663	50.06	-0.31	74.0	-23.94	Peak	209.00	150	Vertical	Pass
6**	15719.663	40.15	-0.31	54.0	-13.85	AV	209.00	150	Vertical	Pass

11n40, U-NII-2C, 1 GHz to 18 GHz, Middle Channel, ANT H

No.	Frequency (MHz)	Results (dBuV/m)	Factor (dB)	Limit (dBuV/m)	Over Limit (dB)	Detector	Table (Degree)	Height (cm)	Antenna	Verdict
1	1340.400	38.09	-17.48	74.0	-35.91	Peak	162.00	150	Horizontal	Pass
1**	1340.400	28.44	-17.48	54.0	-25.56	AV	162.00	150	Horizontal	Pass
2	4895.500	50.46	-3.52	74.0	-23.54	Peak	238.00	150	Horizontal	Pass
2**	4895.500	40.22	-3.52	54.0	-13.78	AV	238.00	150	Horizontal	Pass
3	5588.500	106.70	-3.08	--	--	Peak	204.00	150	Horizontal	N/A
3**	5588.500	99.34	-3.08	--	--	AV	204.00	150	Horizontal	N/A
4	7508.750	53.08	0.44	74.0	-20.92	Peak	36.00	150	Horizontal	Pass
4**	7508.750	45.00	0.44	54.0	-9.00	AV	36.00	150	Horizontal	Pass
5	12415.838	49.51	-2.67	74.0	-24.49	Peak	224.00	150	Horizontal	Pass
5**	12415.838	39.46	-2.67	54.0	-14.54	AV	224.00	150	Horizontal	Pass
6	15699.713	49.48	0.09	74.0	-24.52	Peak	355.00	150	Horizontal	Pass
6**	15699.713	41.50	0.09	54.0	-12.50	AV	355.00	150	Horizontal	Pass

11n40, U-NII-2C, 1 GHz to 18 GHz, Middle Channel, ANT V

No.	Frequency (MHz)	Results (dBuV/m)	Factor (dB)	Limit (dBuV/m)	Over Limit (dB)	Detector	Table (Degree)	Height (cm)	Antenna	Verdict
1	1511.400	38.09	-17.38	74.0	-35.91	Peak	0.00	150	Vertical	Pass
1**	1511.400	28.30	-17.38	54.0	-25.70	AV	0.00	150	Vertical	Pass
2	4303.500	49.62	-4.29	74.0	-24.38	Peak	38.00	150	Vertical	Pass
2**	4303.500	38.69	-4.29	54.0	-15.31	AV	38.00	150	Vertical	Pass
3	5593.500	97.40	-3.24	--	--	Peak	278.00	150	Vertical	N/A
3**	5593.500	89.94	-3.24	--	--	AV	278.00	150	Vertical	N/A
4	7569.750	53.65	-0.15	74.0	-20.35	Peak	229.00	150	Vertical	Pass
4**	7569.750	43.26	-0.15	54.0	-10.74	AV	229.00	150	Vertical	Pass
5	12432.463	49.36	-2.42	74.0	-24.64	Peak	343.00	150	Vertical	Pass
5**	12432.463	39.79	-2.42	54.0	-14.21	AV	343.00	150	Vertical	Pass
6	16104.225	50.14	-0.94	74.0	-23.86	Peak	193.00	150	Vertical	Pass
6**	16104.225	41.00	-0.94	54.0	-13.00	AV	193.00	150	Vertical	Pass

11n40, U-NII-2C, 1 GHz to 18 GHz, High Channel, ANT H

No.	Frequency (MHz)	Results (dBuV/m)	Factor (dB)	Limit (dBuV/m)	Over Limit (dB)	Detector	Table (Degree)	Height (cm)	Antenna	Verdict
1	1103.500	36.33	-18.59	74.0	-37.67	Peak	298.00	150	Horizontal	Pass
1**	1103.500	27.22	-18.59	54.0	-26.78	AV	298.00	150	Horizontal	Pass
2	4152.750	48.21	-6.03	74.0	-25.79	Peak	302.00	150	Horizontal	Pass
2**	4152.750	38.65	-6.03	54.0	-15.35	AV	302.00	150	Horizontal	Pass
3	5672.000	106.48	-3.43	--	--	Peak	186.00	150	Horizontal	N/A
3**	5672.000	99.09	-3.43	--	--	AV	186.00	150	Horizontal	N/A
4	7461.000	53.64	1.13	74.0	-20.36	Peak	12.00	150	Horizontal	Pass
4**	7461.000	45.14	1.13	54.0	-8.86	AV	12.00	150	Horizontal	Pass
5	12427.000	49.61	-2.50	74.0	-24.39	Peak	295.00	150	Horizontal	Pass
5**	12427.000	38.68	-2.50	54.0	-15.32	AV	295.00	150	Horizontal	Pass
6	15948.826	50.20	-0.25	74.0	-23.80	Peak	100.00	150	Horizontal	Pass
6**	15948.826	40.28	-0.25	54.0	-13.72	AV	100.00	150	Horizontal	Pass

11n40, U-NII-2C, 1 GHz to 18 GHz, High Channel, ANT V

No.	Frequency (MHz)	Results (dBuV/m)	Factor (dB)	Limit (dBuV/m)	Over Limit (dB)	Detector	Table (Degree)	Height (cm)	Antenna	Verdict
1	1193.100	37.44	-17.91	74.0	-36.56	Peak	214.00	150	Vertical	Pass
1**	1193.100	27.45	-17.91	54.0	-26.55	AV	214.00	150	Vertical	Pass
2	4185.750	47.89	-4.79	74.0	-26.11	Peak	175.00	150	Vertical	Pass
2**	4185.750	39.04	-4.79	54.0	-14.96	AV	175.00	150	Vertical	Pass
3	5672.500	99.15	-3.39	--	--	Peak	291.00	150	Vertical	N/A
3**	5672.500	91.92	-3.39	--	--	AV	291.00	150	Vertical	N/A
4	7460.500	52.77	1.14	74.0	-21.23	Peak	224.00	150	Vertical	Pass
4**	7460.500	44.22	1.14	54.0	-9.78	AV	224.00	150	Vertical	Pass
5	11329.275	48.86	-4.29	74.0	-25.14	Peak	0.00	150	Vertical	Pass
5**	11329.275	40.21	-4.29	54.0	-13.79	AV	0.00	150	Vertical	Pass
6	15699.974	50.42	0.10	74.0	-23.58	Peak	227.00	150	Vertical	Pass
6**	15699.974	40.04	0.10	54.0	-13.96	AV	227.00	150	Vertical	Pass

11ac20, U-NII-2C, 1 GHz to 18 GHz, Low Channel, ANT H

No.	Frequency (MHz)	Results (dBuV/m)	Factor (dB)	Limit (dBuV/m)	Over Limit (dB)	Detector	Table (Degree)	Height (cm)	Antenna	Verdict
1	1156.900	36.23	-18.25	74.0	-37.77	Peak	107.00	150	Horizontal	Pass
1**	1156.900	27.23	-18.25	54.0	-26.77	AV	107.00	150	Horizontal	Pass
2	3872.500	46.58	-6.43	74.0	-27.42	Peak	11.00	150	Horizontal	Pass
2**	3872.500	36.33	-6.43	54.0	-17.67	AV	11.00	150	Horizontal	Pass
3	5502.000	108.25	-3.17	--	--	Peak	202.00	150	Horizontal	N/A
3**	5502.000	101.87	-3.17	--	--	AV	202.00	150	Horizontal	N/A
4	7440.250	53.23	0.31	74.0	-20.77	Peak	194.00	150	Horizontal	Pass
4**	7440.250	44.08	0.31	54.0	-9.92	AV	194.00	150	Horizontal	Pass
5	12391.137	49.50	-2.90	74.0	-24.50	Peak	110.00	150	Horizontal	Pass
5**	12391.137	39.06	-2.90	54.0	-14.94	AV	110.00	150	Horizontal	Pass
6	15815.737	49.95	-0.73	74.0	-24.05	Peak	49.00	150	Horizontal	Pass
6**	15815.737	40.00	-0.73	54.0	-14.00	AV	49.00	150	Horizontal	Pass

11ac20, U-NII-2C, 1 GHz to 18 GHz, Low Channel, ANT V

No.	Frequency (MHz)	Results (dBuV/m)	Factor (dB)	Limit (dBuV/m)	Over Limit (dB)	Detector	Table (Degree)	Height (cm)	Antenna	Verdict
1	1071.000	36.35	-18.15	74.0	-37.65	Peak	91.00	150	Vertical	Pass
1**	1071.000	26.48	-18.15	54.0	-27.52	AV	91.00	150	Vertical	Pass
2	4179.000	48.49	-5.16	74.0	-25.51	Peak	12.00	150	Vertical	Pass
2**	4179.000	37.40	-5.16	54.0	-16.60	AV	12.00	150	Vertical	Pass
3	5496.750	99.80	-3.26	--	--	Peak	288.00	150	Vertical	N/A
3**	5496.750	91.48	-3.26	--	--	AV	288.00	150	Vertical	N/A
4	7462.250	53.09	1.10	74.0	-20.91	Peak	297.00	150	Vertical	Pass
4**	7462.250	44.56	1.10	54.0	-9.44	AV	297.00	150	Vertical	Pass
5	10995.588	49.20	-4.81	74.0	-24.80	Peak	353.00	150	Vertical	Pass
5**	10995.588	38.98	-4.81	54.0	-15.02	AV	353.00	150	Vertical	Pass
6	16065.375	50.84	-0.37	74.0	-23.16	Peak	8.00	150	Vertical	Pass
6**	16065.375	39.62	-0.37	54.0	-14.38	AV	8.00	150	Vertical	Pass

11ac20, U-NII-2C, 1 GHz to 18 GHz, Middle Channel, ANT H

No.	Frequency (MHz)	Results (dBuV/m)	Factor (dB)	Limit (dBuV/m)	Over Limit (dB)	Detector	Table (Degree)	Height (cm)	Antenna	Verdict
1	1199.000	37.27	-17.85	74.0	-36.73	Peak	253.00	150	Horizontal	Pass
1**	1199.000	28.07	-17.85	54.0	-25.93	AV	253.00	150	Horizontal	Pass
2	4304.250	48.35	-4.25	74.0	-25.65	Peak	253.00	150	Horizontal	Pass
2**	4304.250	38.46	-4.25	54.0	-15.54	AV	253.00	150	Horizontal	Pass
3	5579.000	109.51	-2.80	--	--	Peak	211.00	150	Horizontal	N/A
3**	5579.000	102.39	-2.80	--	--	AV	211.00	150	Horizontal	N/A
4	7452.250	53.10	0.92	74.0	-20.90	Peak	4.00	150	Horizontal	Pass
4**	7452.250	45.05	0.92	54.0	-8.95	AV	4.00	150	Horizontal	Pass
5	11472.963	48.83	-4.07	74.0	-25.17	Peak	75.00	150	Horizontal	Pass
5**	11472.963	39.80	-4.07	54.0	-14.20	AV	75.00	150	Horizontal	Pass
6	15708.375	49.88	-0.07	74.0	-24.12	Peak	360.00	150	Horizontal	Pass
6**	15708.375	41.01	-0.07	54.0	-12.99	AV	360.00	150	Horizontal	Pass

11ac20, U-NII-2C, 1 GHz to 18 GHz, Middle Channel, ANT V

No.	Frequency (MHz)	Results (dBuV/m)	Factor (dB)	Limit (dBuV/m)	Over Limit (dB)	Detector	Table (Degree)	Height (cm)	Antenna	Verdict
1	1208.600	37.89	-17.89	74.0	-36.11	Peak	212.00	150	Vertical	Pass
1**	1208.600	27.50	-17.89	54.0	-26.50	AV	212.00	150	Vertical	Pass
2	4189.250	48.05	-5.14	74.0	-25.95	Peak	61.00	150	Vertical	Pass
2**	4189.250	37.85	-5.14	54.0	-16.15	AV	61.00	150	Vertical	Pass
3	5581.250	97.82	-2.73	--	--	Peak	61.00	150	Vertical	N/A
3**	5581.250	90.49	-2.73	--	--	AV	61.00	150	Vertical	N/A
4	7463.750	53.23	0.97	74.0	-20.77	Peak	128.00	150	Vertical	Pass
4**	7463.750	43.53	0.97	54.0	-10.47	AV	128.00	150	Vertical	Pass
5	11159.463	51.09	-4.35	74.0	-22.91	Peak	7.00	150	Vertical	Pass
5**	11159.463	41.42	-4.35	54.0	-12.58	AV	7.00	150	Vertical	Pass
6	15556.388	49.41	-0.61	74.0	-24.59	Peak	281.00	150	Vertical	Pass
6**	15556.388	40.41	-0.61	54.0	-13.59	AV	281.00	150	Vertical	Pass

11ac20, U-NII-2C, 1 GHz to 18 GHz, High Channel, ANT H

No.	Frequency (MHz)	Results (dBuV/m)	Factor (dB)	Limit (dBuV/m)	Over Limit (dB)	Detector	Table (Degree)	Height (cm)	Antenna	Verdict
1	1076.700	36.22	-18.16	74.0	-37.78	Peak	88.00	150	Horizontal	Pass
1**	1076.700	26.53	-18.16	54.0	-27.47	AV	88.00	150	Horizontal	Pass
2	4135.500	47.80	-5.52	74.0	-26.20	Peak	118.00	150	Horizontal	Pass
2**	4135.500	38.13	-5.52	54.0	-15.87	AV	118.00	150	Horizontal	Pass
3	5701.000	107.60	-2.88	--	--	Peak	218.00	150	Horizontal	N/A
3**	5701.000	100.52	-2.88	--	--	AV	218.00	150	Horizontal	N/A
4	7455.000	53.97	1.17	74.0	-20.03	Peak	308.00	150	Horizontal	Pass
4**	7455.000	44.63	1.17	54.0	-9.37	AV	308.00	150	Horizontal	Pass
5	11399.338	50.86	-4.22	74.0	-23.14	Peak	177.00	150	Horizontal	Pass
5**	11399.338	41.59	-4.22	54.0	-12.41	AV	177.00	150	Horizontal	Pass
6	15713.100	49.13	-0.17	74.0	-24.87	Peak	10.00	150	Horizontal	Pass
6**	15713.100	40.54	-0.17	54.0	-13.46	AV	10.00	150	Horizontal	Pass

11ac20, U-NII-2C, 1 GHz to 18 GHz, High Channel, ANT V

No.	Frequency (MHz)	Results (dBuV/m)	Factor (dB)	Limit (dBuV/m)	Over Limit (dB)	Detector	Table (Degree)	Height (cm)	Antenna	Verdict
1	1173.700	36.97	-18.20	74.0	-37.03	Peak	329.00	150	Vertical	Pass
1**	1173.700	26.83	-18.20	54.0	-27.17	AV	329.00	150	Vertical	Pass
2	4121.500	47.52	-5.89	74.0	-26.48	Peak	263.00	150	Vertical	Pass
2**	4121.500	37.25	-5.89	54.0	-16.75	AV	263.00	150	Vertical	Pass
3	5702.750	100.57	-2.92	--	--	Peak	295.00	150	Vertical	N/A
3**	5702.750	93.65	-2.92	--	--	AV	295.00	150	Vertical	N/A
4	7516.000	53.77	0.93	74.0	-20.23	Peak	170.00	150	Vertical	Pass
4**	7516.000	43.77	0.93	54.0	-10.23	AV	170.00	150	Vertical	Pass
5	11401.238	51.47	-4.20	74.0	-22.53	Peak	2.00	150	Vertical	Pass
5**	11401.238	42.74	-4.20	54.0	-11.26	AV	2.00	150	Vertical	Pass
6	16028.363	49.55	-0.12	74.0	-24.45	Peak	232.00	150	Vertical	Pass
6**	16028.363	40.54	-0.12	54.0	-13.46	AV	232.00	150	Vertical	Pass

11ac40, U-NII-2C, 1 GHz to 18 GHz, Low Channel, ANT H

No.	Frequency (MHz)	Results (dBuV/m)	Factor (dB)	Limit (dBuV/m)	Over Limit (dB)	Detector	Table (Degree)	Height (cm)	Antenna	Verdict
1	1136.500	37.25	-18.33	74.0	-36.75	Peak	0.00	150	Horizontal	Pass
1**	1136.500	26.53	-18.33	54.0	-27.47	AV	0.00	150	Horizontal	Pass
2	4065.500	46.84	-5.99	74.0	-27.16	Peak	253.00	150	Horizontal	Pass
2**	4065.500	38.58	-5.99	54.0	-15.42	AV	253.00	150	Horizontal	Pass
3	5508.000	107.14	-3.27	--	--	Peak	211.00	150	Horizontal	N/A
3**	5508.000	99.25	-3.27	--	--	AV	211.00	150	Horizontal	N/A
4	7369.500	53.51	-0.88	74.0	-20.49	Peak	54.00	150	Horizontal	Pass
4**	7369.500	43.14	-0.88	54.0	-10.86	AV	54.00	150	Horizontal	Pass
5	11457.526	48.74	-3.94	74.0	-25.26	Peak	272.00	150	Horizontal	Pass
5**	11457.526	40.28	-3.94	54.0	-13.72	AV	272.00	150	Horizontal	Pass
6	15717.037	49.33	-0.25	74.0	-24.67	Peak	262.00	150	Horizontal	Pass
6**	15717.037	40.69	-0.25	54.0	-13.31	AV	262.00	150	Horizontal	Pass

11ac40, U-NII-2C, 1 GHz to 18 GHz, Low Channel, ANT V

No.	Frequency (MHz)	Results (dBuV/m)	Factor (dB)	Limit (dBuV/m)	Over Limit (dB)	Detector	Table (Degree)	Height (cm)	Antenna	Verdict
1	1165.200	36.38	-18.15	74.0	-37.62	Peak	360.00	150	Vertical	Pass
1**	1165.200	27.20	-18.15	54.0	-26.80	AV	360.00	150	Vertical	Pass
2	4002.250	47.64	-5.81	74.0	-26.36	Peak	103.00	150	Vertical	Pass
2**	4002.250	37.20	-5.81	54.0	-16.80	AV	103.00	150	Vertical	Pass
3	5508.000	97.73	-3.27	--	--	Peak	310.00	150	Vertical	N/A
3**	5508.000	90.38	-3.27	--	--	AV	310.00	150	Vertical	N/A
4	7436.750	53.04	0.46	74.0	-20.96	Peak	327.00	150	Vertical	Pass
4**	7436.750	43.74	0.46	54.0	-10.26	AV	327.00	150	Vertical	Pass
5	11812.825	48.18	-3.45	74.0	-25.82	Peak	343.00	150	Vertical	Pass
5**	11812.825	38.77	-3.45	54.0	-15.23	AV	343.00	150	Vertical	Pass
6	15701.287	50.92	0.08	74.0	-23.08	Peak	226.00	150	Vertical	Pass
6**	15701.287	40.09	0.08	54.0	-13.91	AV	226.00	150	Vertical	Pass

11ac40, U-NII-2C, 1 GHz to 18 GHz, Middle Channel, ANT H

No.	Frequency (MHz)	Results (dBuV/m)	Factor (dB)	Limit (dBuV/m)	Over Limit (dB)	Detector	Table (Degree)	Height (cm)	Antenna	Verdict
1	1081.600	36.18	-18.46	74.0	-37.82	Peak	319.00	150	Horizontal	Pass
1**	1081.600	26.44	-18.46	54.0	-27.56	AV	319.00	150	Horizontal	Pass
2	4259.500	47.83	-4.51	74.0	-26.17	Peak	360.00	150	Horizontal	Pass
2**	4259.500	39.20	-4.51	54.0	-14.80	AV	360.00	150	Horizontal	Pass
3	5587.750	107.28	-3.09	--	--	Peak	201.00	150	Horizontal	N/A
3**	5587.750	99.66	-3.09	--	--	AV	201.00	150	Horizontal	N/A
4	7474.500	53.48	0.64	74.0	-20.52	Peak	160.00	150	Horizontal	Pass
4**	7474.500	44.46	0.64	54.0	-9.54	AV	160.00	150	Horizontal	Pass
5	11425.463	49.14	-4.04	74.0	-24.86	Peak	319.00	150	Horizontal	Pass
5**	11425.463	39.78	-4.04	54.0	-14.22	AV	319.00	150	Horizontal	Pass
6	16049.887	49.97	-0.10	74.0	-24.03	Peak	26.00	150	Horizontal	Pass
6**	16049.887	41.22	-0.10	54.0	-12.78	AV	26.00	150	Horizontal	Pass

11ac40, U-NII-2C, 1 GHz to 18 GHz, Middle Channel, ANT V

No.	Frequency (MHz)	Results (dBuV/m)	Factor (dB)	Limit (dBuV/m)	Over Limit (dB)	Detector	Table (Degree)	Height (cm)	Antenna	Verdict
1	1089.900	36.37	-18.38	74.0	-37.63	Peak	273.00	150	Vertical	Pass
1**	1089.900	26.82	-18.38	54.0	-27.18	AV	273.00	150	Vertical	Pass
2	4324.750	49.03	-4.95	74.0	-24.97	Peak	318.00	150	Vertical	Pass
2**	4324.750	38.64	-4.95	54.0	-15.36	AV	318.00	150	Vertical	Pass
3	5591.750	97.57	-3.27	--	--	Peak	302.00	150	Vertical	N/A
3**	5591.750	90.59	-3.27	--	--	AV	302.00	150	Vertical	N/A
4	7469.000	53.27	0.63	74.0	-20.73	Peak	360.00	150	Vertical	Pass
4**	7469.000	44.02	0.63	54.0	-9.98	AV	360.00	150	Vertical	Pass
5	11187.250	48.85	-4.14	74.0	-25.15	Peak	5.00	150	Vertical	Pass
5**	11187.250	39.25	-4.14	54.0	-14.75	AV	5.00	150	Vertical	Pass
6	15716.775	49.38	-0.25	74.0	-24.62	Peak	155.00	150	Vertical	Pass
6**	15716.775	41.91	-0.25	54.0	-12.09	AV	155.00	150	Vertical	Pass

11ac40, U-NII-2C, 1 GHz to 18 GHz, High Channel, ANT H

No.	Frequency (MHz)	Results (dBuV/m)	Factor (dB)	Limit (dBuV/m)	Over Limit (dB)	Detector	Table (Degree)	Height (cm)	Antenna	Verdict
1	1153.200	36.79	-18.25	74.0	-37.21	Peak	281.00	150	Horizontal	Pass
1**	1153.200	26.92	-18.25	54.0	-27.08	AV	281.00	150	Horizontal	Pass
2	4165.750	47.86	-5.75	74.0	-26.14	Peak	360.00	150	Horizontal	Pass
2**	4165.750	38.84	-5.75	54.0	-15.16	AV	360.00	150	Horizontal	Pass
3	5666.750	105.64	-3.25	--	--	Peak	186.00	150	Horizontal	N/A
3**	5666.750	98.20	-3.25	--	--	AV	186.00	150	Horizontal	N/A
4	7499.250	53.51	-0.51	74.0	-20.49	Peak	120.00	150	Horizontal	Pass
4**	7499.250	43.48	-0.51	54.0	-10.52	AV	120.00	150	Horizontal	Pass
5	11360.151	49.20	-4.43	74.0	-24.80	Peak	168.00	150	Horizontal	Pass
5**	11360.151	40.62	-4.43	54.0	-13.38	AV	168.00	150	Horizontal	Pass
6	16057.238	49.65	-0.23	74.0	-24.35	Peak	124.00	150	Horizontal	Pass
6**	16057.238	40.28	-0.23	54.0	-13.72	AV	124.00	150	Horizontal	Pass

11ac40, U-NII-2C, 1 GHz to 18 GHz, High Channel, ANT V

No.	Frequency (MHz)	Results (dBuV/m)	Factor (dB)	Limit (dBuV/m)	Over Limit (dB)	Detector	Table (Degree)	Height (cm)	Antenna	Verdict
1	1070.500	36.78	-18.14	74.0	-37.22	Peak	32.00	150	Vertical	Pass
1**	1070.500	26.79	-18.14	54.0	-27.21	AV	32.00	150	Vertical	Pass
2	4289.000	48.15	-4.53	74.0	-25.85	Peak	0.00	150	Vertical	Pass
2**	4289.000	38.06	-4.53	54.0	-15.94	AV	0.00	150	Vertical	Pass
3	5671.750	98.26	-3.45	--	--	Peak	294.00	150	Vertical	N/A
3**	5671.750	90.12	-3.45	--	--	AV	294.00	150	Vertical	N/A
4	7506.750	53.83	0.10	74.0	-20.17	Peak	351.00	150	Vertical	Pass
4**	7506.750	43.97	0.10	54.0	-10.03	AV	351.00	150	Vertical	Pass
5	11339.487	49.13	-4.38	74.0	-24.87	Peak	180.00	150	Vertical	Pass
5**	11339.487	39.34	-4.38	54.0	-14.66	AV	180.00	150	Vertical	Pass
6	15472.125	48.74	-0.45	74.0	-25.26	Peak	88.00	150	Vertical	Pass
6**	15472.125	39.49	-0.45	54.0	-14.51	AV	88.00	150	Vertical	Pass

11ac80, U-NII-2C, 1 GHz to 18 GHz, Low Channel, ANT H

No.	Frequency (MHz)	Results (dBuV/m)	Factor (dB)	Limit (dBuV/m)	Over Limit (dB)	Detector	Table (Degree)	Height (cm)	Antenna	Verdict
1	1149.500	36.73	-18.39	74.0	-37.27	Peak	337.00	150	Horizontal	Pass
1**	1149.500	26.97	-18.39	54.0	-27.03	AV	337.00	150	Horizontal	Pass
2	4321.250	48.56	-4.70	74.0	-25.44	Peak	55.00	150	Horizontal	Pass
2**	4321.250	39.29	-4.70	54.0	-14.71	AV	55.00	150	Horizontal	Pass
3	5533.750	103.53	-3.12	--	--	Peak	198.00	150	Horizontal	N/A
3**	5533.750	95.83	-3.12	--	--	AV	198.00	150	Horizontal	N/A
4	7467.000	53.23	0.89	74.0	-20.77	Peak	305.00	150	Horizontal	Pass
4**	7467.000	44.32	0.89	54.0	-9.68	AV	305.00	150	Horizontal	Pass
5	12434.600	50.20	-2.39	74.0	-23.80	Peak	31.00	150	Horizontal	Pass
5**	12434.600	39.74	-2.39	54.0	-14.26	AV	31.00	150	Horizontal	Pass
6	15704.175	49.54	0.02	74.0	-24.46	Peak	360.00	150	Horizontal	Pass
6**	15704.175	40.18	0.02	54.0	-13.82	AV	360.00	150	Horizontal	Pass

11ac80, U-NII-2C, 1 GHz to 18 GHz, Low Channel, ANT V

No.	Frequency (MHz)	Results (dBuV/m)	Factor (dB)	Limit (dBuV/m)	Over Limit (dB)	Detector	Table (Degree)	Height (cm)	Antenna	Verdict
1	1071.600	36.48	-18.18	74.0	-37.52	Peak	57.00	150	Vertical	Pass
1**	1071.600	26.72	-18.18	54.0	-27.28	AV	57.00	150	Vertical	Pass
2	4312.750	50.00	-4.31	74.0	-24.00	Peak	266.00	150	Vertical	Pass
2**	4312.750	40.20	-4.31	54.0	-13.80	AV	266.00	150	Vertical	Pass
3	5523.500	94.48	-3.03	--	--	Peak	310.00	150	Vertical	N/A
3**	5523.500	86.36	-3.03	--	--	AV	310.00	150	Vertical	N/A
4	7426.250	53.26	0.86	74.0	-20.74	Peak	360.00	150	Vertical	Pass
4**	7426.250	43.38	0.86	54.0	-10.62	AV	360.00	150	Vertical	Pass
5	11418.575	48.92	-4.09	74.0	-25.08	Peak	165.00	150	Vertical	Pass
5**	11418.575	39.67	-4.09	54.0	-14.33	AV	165.00	150	Vertical	Pass
6	15710.474	50.15	-0.12	74.0	-23.85	Peak	154.00	150	Vertical	Pass
6**	15710.474	40.94	-0.12	54.0	-13.06	AV	154.00	150	Vertical	Pas

11ac80, U-NII-2C, 1 GHz to 18 GHz, High Channel, ANT H

No.	Frequency (MHz)	Results (dBuV/m)	Factor (dB)	Limit (dBuV/m)	Over Limit (dB)	Detector	Table (Degree)	Height (cm)	Antenna	Verdict
1	1076.400	36.61	-18.18	74.0	-37.39	Peak	236.00	150	Horizontal	Pass
1**	1076.400	27.30	-18.18	54.0	-26.70	AV	236.00	150	Horizontal	Pass
2	4065.000	47.22	-5.98	74.0	-26.78	Peak	38.00	150	Horizontal	Pass
2**	4065.000	37.45	-5.98	54.0	-16.55	AV	38.00	150	Horizontal	Pass
3	5623.250	105.60	-2.36	--	--	Peak	201.00	150	Horizontal	N/A
3**	5623.250	97.92	-2.36	--	--	AV	201.00	150	Horizontal	N/A
4	7454.250	53.38	1.15	74.0	-20.62	Peak	325.00	150	Horizontal	Pass
4**	7454.250	45.15	1.15	54.0	-8.85	AV	325.00	150	Horizontal	Pass
5	11467.737	48.04	-4.02	74.0	-25.96	Peak	281.00	150	Horizontal	Pass
5**	11467.737	38.57	-4.02	54.0	-15.43	AV	281.00	150	Horizontal	Pass
6	16138.875	49.89	-0.58	74.0	-24.11	Peak	0.00	150	Horizontal	Pass
6**	16138.875	39.78	-0.58	54.0	-14.22	AV	0.00	150	Horizontal	Pass

11ac80, U-NII-2C, 1 GHz to 18 GHz, High Channel, ANT V

No.	Frequency (MHz)	Results (dBuV/m)	Factor (dB)	Limit (dBuV/m)	Over Limit (dB)	Detector	Table (Degree)	Height (cm)	Antenna	Verdict
1	1082.500	36.13	-18.51	74.0	-37.87	Peak	142.00	150	Vertical	Pass
1**	1082.500	27.05	-18.51	54.0	-26.95	AV	142.00	150	Vertical	Pass
2	4138.250	47.65	-5.70	74.0	-26.35	Peak	55.00	150	Vertical	Pass
2**	4138.250	38.16	-5.70	54.0	-15.84	AV	55.00	150	Vertical	Pass
3	5606.500	94.88	-3.07	--	--	Peak	284.00	150	Vertical	N/A
3**	5606.500	88.34	-3.07	--	--	AV	284.00	150	Vertical	N/A
4	7456.750	53.34	1.13	74.0	-20.66	Peak	147.00	150	Vertical	Pass
4**	7456.750	44.49	1.13	54.0	-9.51	AV	147.00	150	Vertical	Pass
5	11449.213	48.95	-3.88	74.0	-25.05	Peak	129.00	150	Vertical	Pass
5**	11449.213	39.82	-3.88	54.0	-14.18	AV	129.00	150	Vertical	Pass
6	16110.525	50.29	-0.87	74.0	-23.71	Peak	191.00	150	Vertical	Pass
6**	16110.525	40.23	-0.87	54.0	-13.77	AV	191.00	150	Vertical	Pass

11a, U-NII-3, 1 GHz to 18 GHz, Low Channel, ANT H

No.	Frequency (MHz)	Results (dBuV/m)	Factor (dB)	Limit (dBuV/m)	Over Limit (dB)	Detector	Table (Degree)	Height (cm)	Antenna	Verdict
1	1078.700	36.31	-18.20	74.0	-37.69	Peak	30.00	150	Horizontal	Pass
1**	1078.700	26.86	-18.20	54.0	-27.14	AV	30.00	150	Horizontal	Pass
2	4008.500	46.73	-5.70	74.0	-27.27	Peak	103.00	150	Horizontal	Pass
2**	4008.500	37.43	-5.70	54.0	-16.57	AV	103.00	150	Horizontal	Pass
3	5743.500	108.52	-3.01	--	--	Peak	228.00	150	Horizontal	N/A
3**	5743.500	101.04	-3.01	--	--	AV	228.00	150	Horizontal	N/A
4	7454.250	53.98	1.15	74.0	-20.02	Peak	95.00	150	Horizontal	Pass
4**	7454.250	44.48	1.15	54.0	-9.52	AV	95.00	150	Horizontal	Pass
5	11492.675	50.77	-4.24	74.0	-23.23	Peak	190.00	150	Horizontal	Pass
5**	11492.675	41.15	-4.24	54.0	-12.85	AV	190.00	150	Horizontal	Pass
6	16045.162	49.85	-0.10	74.0	-24.15	Peak	143.00	150	Horizontal	Pass
6**	16045.162	40.37	-0.10	54.0	-13.63	AV	143.00	150	Horizontal	Pass

11a, U-NII-3, 1 GHz to 18 GHz, Low Channel, ANT V

No.	Frequency (MHz)	Results (dBuV/m)	Factor (dB)	Limit (dBuV/m)	Over Limit (dB)	Detector	Table (Degree)	Height (cm)	Antenna	Verdict
1	1197.100	37.30	-17.93	74.0	-36.70	Peak	288.00	150	Vertical	Pass
1**	1197.100	27.63	-17.93	54.0	-26.37	AV	288.00	150	Vertical	Pass
2	3928.250	46.62	-5.72	74.0	-27.38	Peak	0.00	150	Vertical	Pass
2**	3928.250	37.36	-5.72	54.0	-16.64	AV	0.00	150	Vertical	Pass
3	5743.750	99.91	-2.99	--	--	Peak	162.00	150	Vertical	N/A
3**	5743.750	92.98	-2.99	--	--	AV	162.00	150	Vertical	N/A
4	7446.750	52.94	0.43	74.0	-21.06	Peak	262.00	150	Vertical	Pass
4**	7446.750	43.72	0.43	54.0	-10.28	AV	262.00	150	Vertical	Pass
5	11488.162	50.66	-4.20	74.0	-23.34	Peak	10.00	150	Vertical	Pass
5**	11488.162	41.53	-4.20	54.0	-12.47	AV	10.00	150	Vertical	Pass
6	16072.724	49.89	-0.50	74.0	-24.11	Peak	64.00	150	Vertical	Pass
6**	16072.724	39.52	-0.50	54.0	-14.48	AV	64.00	150	Vertical	Pass

11a, U-NII-3, 1 GHz to 18 GHz, Middle Channel, ANT H

No.	Frequency (MHz)	Results (dBuV/m)	Factor (dB)	Limit (dBuV/m)	Over Limit (dB)	Detector	Table (Degree)	Height (cm)	Antenna	Verdict
1	1103.000	37.00	-18.56	74.0	-37.00	Peak	138.00	150	Horizontal	Pass
1**	1103.000	27.61	-18.56	54.0	-26.39	AV	138.00	150	Horizontal	Pass
2	4012.750	47.05	-5.62	74.0	-26.95	Peak	360.00	150	Horizontal	Pass
2**	4012.750	37.45	-5.62	54.0	-16.55	AV	360.00	150	Horizontal	Pass
3	5783.750	108.25	-3.19	--	--	Peak	224.00	150	Horizontal	N/A
3**	5783.750	101.06	-3.19	--	--	AV	224.00	150	Horizontal	N/A
4	7449.750	53.58	0.62	74.0	-20.42	Peak	207.00	150	Horizontal	Pass
4**	7449.750	43.70	0.62	54.0	-10.30	AV	207.00	150	Horizontal	Pass
5	11570.338	51.10	-4.28	74.0	-22.90	Peak	185.00	150	Horizontal	Pass
5**	11570.338	41.69	-4.28	54.0	-12.31	AV	185.00	150	Horizontal	Pass
6	15712.838	49.13	-0.17	74.0	-24.87	Peak	286.00	150	Horizontal	Pass
6**	15712.838	39.78	-0.17	54.0	-14.22	AV	286.00	150	Horizontal	Pass

11a, U-NII-3, 1 GHz to 18 GHz, Middle Channel, ANT V

No.	Frequency (MHz)	Results (dBuV/m)	Factor (dB)	Limit (dBuV/m)	Over Limit (dB)	Detector	Table (Degree)	Height (cm)	Antenna	Verdict
1	1143.700	37.91	-18.22	74.0	-36.09	Peak	1.00	150	Vertical	Pass
1**	1143.700	28.10	-18.22	54.0	-25.90	AV	1.00	150	Vertical	Pass
2	4181.250	47.73	-5.07	74.0	-26.27	Peak	56.00	150	Vertical	Pass
2**	4181.250	38.51	-5.07	54.0	-15.49	AV	56.00	150	Vertical	Pass
3	5783.250	100.83	-3.18	--	--	Peak	273.00	150	Vertical	N/A
3**	5783.250	93.09	-3.18	--	--	AV	273.00	150	Vertical	N/A
4	7525.750	53.59	0.77	74.0	-20.41	Peak	348.00	150	Vertical	Pass
4**	7525.750	43.76	0.77	54.0	-10.24	AV	348.00	150	Vertical	Pass
5	11565.350	50.23	-4.30	74.0	-23.77	Peak	18.00	150	Vertical	Pass
5**	11565.350	41.74	-4.30	54.0	-12.26	AV	18.00	150	Vertical	Pass
6	15477.375	49.07	-0.53	74.0	-24.93	Peak	205.00	150	Vertical	Pass
6**	15477.375	40.24	-0.53	54.0	-13.76	AV	205.00	150	Vertical	Pass

11a, U-NII-3, 1 GHz to 18 GHz, High Channel, ANT H

No.	Frequency (MHz)	Results (dBuV/m)	Factor (dB)	Limit (dBuV/m)	Over Limit (dB)	Detector	Table (Degree)	Height (cm)	Antenna	Verdict
1	1089.700	36.13	-18.38	74.0	-37.87	Peak	77.00	150	Horizontal	Pass
1**	1089.700	26.79	-18.38	54.0	-27.21	AV	77.00	150	Horizontal	Pass
2	4351.000	48.79	-4.56	74.0	-25.21	Peak	102.00	150	Horizontal	Pass
2**	4351.000	38.65	-4.56	54.0	-15.35	AV	102.00	150	Horizontal	Pass
3	5826.250	107.72	-2.97	--	--	Peak	197.00	150	Horizontal	N/A
3**	5826.250	100.59	-2.97	--	--	AV	197.00	150	Horizontal	N/A
4	7584.250	53.30	0.10	74.0	-20.70	Peak	297.00	150	Horizontal	Pass
4**	7584.250	43.98	0.10	54.0	-10.02	AV	297.00	150	Horizontal	Pass
5	11652.513	50.28	-4.46	74.0	-23.72	Peak	137.00	150	Horizontal	Pass
5**	11652.513	40.48	-4.46	54.0	-13.52	AV	137.00	150	Horizontal	Pass
6	15836.213	49.40	-0.75	74.0	-24.60	Peak	37.00	150	Horizontal	Pass
6**	15836.213	40.13	-0.75	54.0	-13.87	AV	37.00	150	Horizontal	Pass

11a, U-NII-3, 1 GHz to 18 GHz, High Channel, ANT V

No.	Frequency (MHz)	Results (dBuV/m)	Factor (dB)	Limit (dBuV/m)	Over Limit (dB)	Detector	Table (Degree)	Height (cm)	Antenna	Verdict
1	1194.900	36.98	-17.94	74.0	-37.02	Peak	347.00	150	Vertical	Pass
1**	1194.900	28.16	-17.94	54.0	-25.84	AV	347.00	150	Vertical	Pass
2	4016.750	47.49	-5.79	74.0	-26.51	Peak	0.00	150	Vertical	Pass
2**	4016.750	38.01	-5.79	54.0	-15.99	AV	0.00	150	Vertical	Pass
3	5824.000	100.00	-3.13	--	--	Peak	298.00	150	Vertical	N/A
3**	5824.000	93.41	-3.13	--	--	AV	298.00	150	Vertical	N/A
4	7507.250	54.07	0.21	74.0	-19.93	Peak	88.00	150	Vertical	Pass
4**	7507.250	44.62	0.21	54.0	-9.38	AV	88.00	150	Vertical	Pass
5	11651.800	50.62	-4.47	74.0	-23.38	Peak	7.00	150	Vertical	Pass
5**	11651.800	40.60	-4.47	54.0	-13.40	AV	7.00	150	Vertical	Pass
6	15780.300	49.17	-0.81	74.0	-24.83	Peak	318.00	150	Vertical	Pass
6**	15780.300	39.62	-0.81	54.0	-14.38	AV	318.00	150	Vertical	Pass

11n20, U-NII-3, 1 GHz to 18 GHz, Low Channel, ANT H

No.	Frequency (MHz)	Results (dBuV/m)	Factor (dB)	Limit (dBuV/m)	Over Limit (dB)	Detector	Table (Degree)	Height (cm)	Antenna	Verdict
1	1161.900	36.20	-18.16	74.0	-37.80	Peak	299.00	150	Horizontal	Pass
1**	1161.900	26.67	-18.16	54.0	-27.33	AV	299.00	150	Horizontal	Pass
2	4133.500	47.76	-5.63	74.0	-26.24	Peak	141.00	150	Horizontal	Pass
2**	4133.500	37.95	-5.63	54.0	-16.05	AV	141.00	150	Horizontal	Pass
3	5741.500	107.57	-3.11	--	--	Peak	199.00	150	Horizontal	N/A
3**	5741.500	98.98	-3.11	--	--	AV	199.00	150	Horizontal	N/A
4	7452.250	53.03	0.92	74.0	-20.97	Peak	348.00	150	Horizontal	Pass
4**	7452.250	44.92	0.92	54.0	-9.08	AV	348.00	150	Horizontal	Pass
5	11490.062	50.59	-4.22	74.0	-23.41	Peak	191.00	150	Horizontal	Pass
5**	11490.062	42.69	-4.22	54.0	-11.31	AV	191.00	150	Horizontal	Pass
6	15710.213	49.59	-0.11	74.0	-24.41	Peak	258.00	150	Horizontal	Pass
6**	15710.213	40.59	-0.11	54.0	-13.41	AV	258.00	150	Horizontal	Pass

11n20, U-NII-3, 1 GHz to 18 GHz, Low Channel, ANT V

No.	Frequency (MHz)	Results (dBuV/m)	Factor (dB)	Limit (dBuV/m)	Over Limit (dB)	Detector	Table (Degree)	Height (cm)	Antenna	Verdict
1	1131.900	36.40	-18.24	74.0	-37.60	Peak	80.00	150	Vertical	Pass
1**	1131.900	28.01	-18.24	54.0	-25.99	AV	80.00	150	Vertical	Pass
2	3837.250	47.20	-5.80	74.0	-26.80	Peak	71.00	150	Vertical	Pass
2**	3837.250	36.87	-5.80	54.0	-17.13	AV	71.00	150	Vertical	Pass
3	5746.250	99.98	-2.87	--	--	Peak	163.00	150	Vertical	N/A
3**	5746.250	92.90	-2.87	--	--	AV	163.00	150	Vertical	N/A
4	7437.500	53.34	0.45	74.0	-20.66	Peak	239.00	150	Vertical	Pass
4**	7437.500	43.66	0.45	54.0	-10.34	AV	239.00	150	Vertical	Pass
5	11491.488	51.38	-4.23	74.0	-22.62	Peak	19.00	150	Vertical	Pass
5**	11491.488	42.29	-4.23	54.0	-11.71	AV	19.00	150	Vertical	Pass
6	15540.112	48.77	-0.59	74.0	-25.23	Peak	175.00	150	Vertical	Pass
6**	15540.112	39.47	-0.59	54.0	-14.53	AV	175.00	150	Vertical	Pass

11n20, U-NII-3, 1 GHz to 18 GHz, Middle Channel, ANT H

No.	Frequency (MHz)	Results (dBuV/m)	Factor (dB)	Limit (dBuV/m)	Over Limit (dB)	Detector	Table (Degree)	Height (cm)	Antenna	Verdict
1	1122.800	36.57	-18.38	74.0	-37.43	Peak	21.00	150	Horizontal	Pass
1**	1122.800	26.53	-18.38	54.0	-27.47	AV	21.00	150	Horizontal	Pass
2	4082.500	47.56	-5.76	74.0	-26.44	Peak	265.00	150	Horizontal	Pass
2**	4082.500	37.16	-5.76	54.0	-16.84	AV	265.00	150	Horizontal	Pass
3	5786.750	107.35	-3.11	--	--	Peak	205.00	150	Horizontal	N/A
3**	5786.750	100.70	-3.11	--	--	AV	205.00	150	Horizontal	N/A
4	7461.250	53.53	1.13	74.0	-20.47	Peak	37.00	150	Horizontal	Pass
4**	7461.250	44.90	1.13	54.0	-9.10	AV	37.00	150	Horizontal	Pass
5	11567.013	51.08	-4.29	74.0	-22.92	Peak	191.00	150	Horizontal	Pass
5**	11567.013	42.13	-4.29	54.0	-11.87	AV	191.00	150	Horizontal	Pass
6	15798.674	48.90	-0.72	74.0	-25.10	Peak	42.00	150	Horizontal	Pass
6**	15798.674	39.11	-0.72	54.0	-14.89	AV	42.00	150	Horizontal	Pass

11n20, U-NII-3, 1 GHz to 18 GHz, Middle Channel, ANT V

No.	Frequency (MHz)	Results (dBuV/m)	Factor (dB)	Limit (dBuV/m)	Over Limit (dB)	Detector	Table (Degree)	Height (cm)	Antenna	Verdict
1	1172.100	36.41	-18.18	74.0	-37.59	Peak	104.00	150	Vertical	Pass
1**	1172.100	27.51	-18.18	54.0	-26.49	AV	104.00	150	Vertical	Pass
2	3827.500	46.53	-6.00	74.0	-27.47	Peak	247.00	150	Vertical	Pass
2**	3827.500	36.79	-6.00	54.0	-17.21	AV	247.00	150	Vertical	Pass
3	5785.750	101.27	-3.13	--	--	Peak	290.00	150	Vertical	N/A
3**	5785.750	93.32	-3.13	--	--	AV	290.00	150	Vertical	N/A
4	7568.000	54.02	-0.04	74.0	-19.98	Peak	215.00	150	Vertical	Pass
4**	7568.000	43.28	-0.04	54.0	-10.72	AV	215.00	150	Vertical	Pass
5	11566.537	51.95	-4.30	74.0	-22.05	Peak	19.00	150	Vertical	Pass
5**	11566.537	42.05	-4.30	54.0	-11.95	AV	19.00	150	Vertical	Pass
6	15477.900	49.51	-0.53	74.0	-24.49	Peak	335.00	150	Vertical	Pass
6**	15477.900	38.72	-0.53	54.0	-15.28	AV	335.00	150	Vertical	Pass

11n20, U-NII-3, 1 GHz to 18 GHz, High Channel, ANT H

No.	Frequency (MHz)	Results (dBuV/m)	Factor (dB)	Limit (dBuV/m)	Over Limit (dB)	Detector	Table (Degree)	Height (cm)	Antenna	Verdict
1	1155.100	36.20	-18.20	74.0	-37.80	Peak	254.00	150	Horizontal	Pass
1**	1155.100	27.20	-18.20	54.0	-26.80	AV	254.00	150	Horizontal	Pass
2	3712.750	46.29	-6.52	74.0	-27.71	Peak	197.00	150	Horizontal	Pass
2**	3712.750	36.55	-6.52	54.0	-17.45	AV	197.00	150	Horizontal	Pass
3	5826.000	107.47	-3.00	--	--	Peak	231.00	150	Horizontal	N/A
3**	5826.000	100.26	-3.00	--	--	AV	231.00	150	Horizontal	N/A
4	7455.750	53.73	1.15	74.0	-20.27	Peak	360.00	150	Horizontal	Pass
4**	7455.750	44.42	1.15	54.0	-9.58	AV	360.00	150	Horizontal	Pass
5	11649.662	49.51	-4.48	74.0	-24.49	Peak	183.00	150	Horizontal	Pass
5**	11649.662	40.03	-4.48	54.0	-13.97	AV	183.00	150	Horizontal	Pass
6	15555.863	48.88	-0.61	74.0	-25.12	Peak	335.00	150	Horizontal	Pass
6**	15555.863	39.18	-0.61	54.0	-14.82	AV	335.00	150	Horizontal	Pass

11n20, U-NII-3, 1 GHz to 18 GHz, High Channel, ANT V

No.	Frequency (MHz)	Results (dBuV/m)	Factor (dB)	Limit (dBuV/m)	Over Limit (dB)	Detector	Table (Degree)	Height (cm)	Antenna	Verdict
1	1125.000	36.68	-18.35	74.0	-37.32	Peak	164.00	150	Vertical	Pass
1**	1125.000	28.63	-18.35	54.0	-25.37	AV	164.00	150	Vertical	Pass
2	3897.250	47.08	-6.71	74.0	-26.92	Peak	71.00	150	Vertical	Pass
2**	3897.250	35.87	-6.71	54.0	-18.13	AV	71.00	150	Vertical	Pass
3	5823.750	101.25	-3.12	--	--	Peak	39.00	150	Vertical	N/A
3**	5823.750	93.61	-3.12	--	--	AV	39.00	150	Vertical	N/A
4	7440.500	53.12	0.33	74.0	-20.88	Peak	71.00	150	Vertical	Pass
4**	7440.500	43.14	0.33	54.0	-10.86	AV	71.00	150	Vertical	Pass
5	11653.701	49.90	-4.46	74.0	-24.10	Peak	17.00	150	Vertical	Pass
5**	11653.701	39.56	-4.46	54.0	-14.44	AV	17.00	150	Vertical	Pass
6	15693.412	49.04	-0.09	74.0	-24.96	Peak	316.00	150	Vertical	Pass
6**	15693.412	39.72	-0.09	54.0	-14.28	AV	316.00	150	Vertical	Pass

11n40, U-NII-3, 1 GHz to 18 GHz, Low Channel, ANT H

No.	Frequency (MHz)	Results (dBuV/m)	Factor (dB)	Limit (dBuV/m)	Over Limit (dB)	Detector	Table (Degree)	Height (cm)	Antenna	Verdict
1	1134.300	36.58	-18.24	74.0	-37.42	Peak	352.00	150	Horizontal	Pass
1**	1134.300	27.48	-18.24	54.0	-26.52	AV	352.00	150	Horizontal	Pass
2	3775.250	46.36	-6.88	74.0	-27.64	Peak	82.00	150	Horizontal	Pass
2**	3775.250	37.74	-6.88	54.0	-16.26	AV	82.00	150	Horizontal	Pass
3	5756.500	105.72	-2.65	--	--	Peak	199.00	150	Horizontal	N/A
3**	5756.500	98.66	-2.65	--	--	AV	199.00	150	Horizontal	N/A
4	7496.500	53.35	-0.36	74.0	-20.65	Peak	15.00	150	Horizontal	Pass
4**	7496.500	43.65	-0.36	54.0	-10.35	AV	15.00	150	Horizontal	Pass
5	11519.513	49.42	-4.33	74.0	-24.58	Peak	194.00	150	Horizontal	Pass
5**	11519.513	40.35	-4.33	54.0	-13.65	AV	194.00	150	Horizontal	Pass
6	15709.162	49.33	-0.09	74.0	-24.67	Peak	268.00	150	Horizontal	Pass
6**	15709.162	41.40	-0.09	54.0	-12.60	AV	268.00	150	Horizontal	Pass

11n40, U-NII-3, 1 GHz to 18 GHz, Low Channel, ANT V

No.	Frequency (MHz)	Results (dBuV/m)	Factor (dB)	Limit (dBuV/m)	Over Limit (dB)	Detector	Table (Degree)	Height (cm)	Antenna	Verdict
1	1032.200	36.93	-18.63	74.0	-37.07	Peak	126.00	150	Vertical	Pass
1**	1032.200	26.50	-18.63	54.0	-27.50	AV	126.00	150	Vertical	Pass
2	4206.250	48.14	-5.53	74.0	-25.86	Peak	215.00	150	Vertical	Pass
2**	4206.250	37.77	-5.53	54.0	-16.23	AV	215.00	150	Vertical	Pass
3	5758.250	97.40	-2.44	--	--	Peak	297.00	150	Vertical	N/A
3**	5758.250	91.12	-2.44	--	--	AV	297.00	150	Vertical	N/A
4	7459.500	53.36	1.14	74.0	-20.64	Peak	139.00	150	Vertical	Pass
4**	7459.500	44.12	1.14	54.0	-9.88	AV	139.00	150	Vertical	Pass
5	11527.349	48.98	-4.34	74.0	-25.02	Peak	17.00	150	Vertical	Pass
5**	11527.349	40.58	-4.34	54.0	-13.42	AV	17.00	150	Vertical	Pass
6	15700.237	48.74	0.10	74.0	-25.26	Peak	209.00	150	Vertical	Pass
6**	15700.237	40.79	0.10	54.0	-13.21	AV	209.00	150	Vertical	Pass

11n40, U-NII-3, 1 GHz to 18 GHz, High Channel, ANT H

No.	Frequency (MHz)	Results (dBuV/m)	Factor (dB)	Limit (dBuV/m)	Over Limit (dB)	Detector	Table (Degree)	Height (cm)	Antenna	Verdict
1	1144.700	36.87	-18.27	74.0	-37.13	Peak	53.00	150	Horizontal	Pass
1**	1144.700	27.16	-18.27	54.0	-26.84	AV	53.00	150	Horizontal	Pass
2	4170.250	47.46	-5.71	74.0	-26.54	Peak	349.00	150	Horizontal	Pass
2**	4170.250	38.46	-5.71	54.0	-15.54	AV	349.00	150	Horizontal	Pass
3	5793.500	105.02	-3.30	--	--	Peak	205.00	150	Horizontal	N/A
3**	5793.500	97.79	-3.30	--	--	AV	205.00	150	Horizontal	N/A
4	7512.500	53.82	0.55	74.0	-20.18	Peak	13.00	150	Horizontal	Pass
4**	7512.500	44.45	0.55	54.0	-9.55	AV	13.00	150	Horizontal	Pass
5	11412.875	48.55	-4.13	74.0	-25.45	Peak	265.00	150	Horizontal	Pass
5**	11412.875	39.76	-4.13	54.0	-14.24	AV	265.00	150	Horizontal	Pass
6	16041.750	49.28	-0.11	74.0	-24.72	Peak	230.00	150	Horizontal	Pass
6**	16041.750	39.48	-0.11	54.0	-14.52	AV	230.00	150	Horizontal	Pass

11n40, U-NII-3, 1 GHz to 18 GHz, High Channel, ANT V

No.	Frequency (MHz)	Results (dBuV/m)	Factor (dB)	Limit (dBuV/m)	Over Limit (dB)	Detector	Table (Degree)	Height (cm)	Antenna	Verdict
1	1134.600	36.25	-18.25	74.0	-37.75	Peak	78.00	150	Vertical	Pass
1**	1134.600	27.00	-18.25	54.0	-27.00	AV	78.00	150	Vertical	Pass
2	4249.250	48.27	-5.12	74.0	-25.73	Peak	272.00	150	Vertical	Pass
2**	4249.250	38.88	-5.12	54.0	-15.12	AV	272.00	150	Vertical	Pass
3	5797.500	98.46	-3.30	--	--	Peak	280.00	150	Vertical	N/A
3**	5797.500	90.26	-3.30	--	--	AV	280.00	150	Vertical	N/A
4	7453.500	53.35	1.06	74.0	-20.65	Peak	170.00	150	Vertical	Pass
4**	7453.500	43.90	1.06	54.0	-10.10	AV	170.00	150	Vertical	Pass
5	11586.725	49.85	-4.20	74.0	-24.15	Peak	19.00	150	Vertical	Pass
5**	11586.725	39.18	-4.20	54.0	-14.82	AV	19.00	150	Vertical	Pass
6	16062.488	49.23	-0.32	74.0	-24.77	Peak	221.00	150	Vertical	Pass
6**	16062.488	39.25	-0.32	54.0	-14.75	AV	221.00	150	Vertical	Pass

11ac20, U-NII-3, 1 GHz to 18 GHz, Low Channel, ANT H

No.	Frequency (MHz)	Results (dBuV/m)	Factor (dB)	Limit (dBuV/m)	Over Limit (dB)	Detector	Table (Degree)	Height (cm)	Antenna	Verdict
1	1093.100	36.64	-18.51	74.0	-37.36	Peak	151.00	150	Horizontal	Pass
1**	1093.100	26.65	-18.51	54.0	-27.35	AV	151.00	150	Horizontal	Pass
2	4075.250	47.22	-5.88	74.0	-26.78	Peak	15.00	150	Horizontal	Pass
2**	4075.250	37.77	-5.88	54.0	-16.23	AV	15.00	150	Horizontal	Pass
3	5747.500	106.94	-3.00	--	--	Peak	207.00	150	Horizontal	N/A
3**	5747.500	100.18	-3.00	--	--	AV	207.00	150	Horizontal	N/A
4	7508.250	52.89	0.38	74.0	-21.11	Peak	282.00	150	Horizontal	Pass
4**	7508.250	44.30	0.38	54.0	-9.70	AV	282.00	150	Horizontal	Pass
5	11484.363	50.12	-4.17	74.0	-23.88	Peak	147.00	150	Horizontal	Pass
5**	11484.363	40.84	-4.17	54.0	-13.16	AV	147.00	150	Horizontal	Pass
6	15710.474	48.95	-0.12	74.0	-25.05	Peak	138.00	150	Horizontal	Pass
6**	15710.474	40.02	-0.12	54.0	-13.98	AV	138.00	150	Horizontal	Pass

11ac20, U-NII-3, 1 GHz to 18 GHz, Low Channel, ANT V

No.	Frequency (MHz)	Results (dBuV/m)	Factor (dB)	Limit (dBuV/m)	Over Limit (dB)	Detector	Table (Degree)	Height (cm)	Antenna	Verdict
1	1134.400	36.79	-18.24	74.0	-37.21	Peak	273.00	150	Vertical	Pass
1**	1134.400	27.62	-18.24	54.0	-26.38	AV	273.00	150	Vertical	Pass
2	4112.500	47.41	-5.81	74.0	-26.59	Peak	0.00	150	Vertical	Pass
2**	4112.500	38.02	-5.81	54.0	-15.98	AV	0.00	150	Vertical	Pass
3	5743.750	99.84	-2.99	--	--	Peak	161.00	150	Vertical	N/A
3**	5743.750	93.07	-2.99	--	--	AV	161.00	150	Vertical	N/A
4	7550.500	53.37	-0.14	74.0	-20.63	Peak	187.00	150	Vertical	Pass
4**	7550.500	43.48	-0.14	54.0	-10.52	AV	187.00	150	Vertical	Pass
5	11486.026	50.23	-4.18	74.0	-23.77	Peak	19.00	150	Vertical	Pass
5**	11486.026	42.47	-4.18	54.0	-11.53	AV	19.00	150	Vertical	Pass
6	15717.826	48.83	-0.27	74.0	-25.17	Peak	187.00	150	Vertical	Pass
6**	15717.826	39.66	-0.27	54.0	-14.34	AV	187.00	150	Vertical	Pass

11ac20, U-NII-3, 1 GHz to 18 GHz, Middle Channel, ANT H

No.	Frequency (MHz)	Results (dBuV/m)	Factor (dB)	Limit (dBuV/m)	Over Limit (dB)	Detector	Table (Degree)	Height (cm)	Antenna	Verdict
1	1194.900	37.29	-17.94	74.0	-36.71	Peak	287.00	150	Horizontal	Pass
1**	1194.900	27.93	-17.94	54.0	-26.07	AV	287.00	150	Horizontal	Pass
2	4229.000	47.51	-5.25	74.0	-26.49	Peak	329.00	150	Horizontal	Pass
2**	4229.000	38.36	-5.25	54.0	-15.64	AV	329.00	150	Horizontal	Pass
3	5788.000	108.25	-3.20	--	--	Peak	229.00	150	Horizontal	N/A
3**	5788.000	99.66	-3.20	--	--	AV	229.00	150	Horizontal	N/A
4	7455.500	53.32	1.16	74.0	-20.68	Peak	320.00	150	Horizontal	Pass
4**	7455.500	44.92	1.16	54.0	-9.08	AV	320.00	150	Horizontal	Pass
5	11567.487	49.74	-4.29	74.0	-24.26	Peak	181.00	150	Horizontal	Pass
5**	11567.487	42.10	-4.29	54.0	-11.90	AV	181.00	150	Horizontal	Pass
6	16052.513	49.09	-0.14	74.0	-24.91	Peak	318.00	150	Horizontal	Pass
6**	16052.513	38.91	-0.14	54.0	-15.09	AV	318.00	150	Horizontal	Pass

11ac20, U-NII-3, 1 GHz to 18 GHz, Middle Channel, ANT V

No.	Frequency (MHz)	Results (dBuV/m)	Factor (dB)	Limit (dBuV/m)	Over Limit (dB)	Detector	Table (Degree)	Height (cm)	Antenna	Verdict
1	1122.800	36.30	-18.38	74.0	-37.70	Peak	41.00	150	Vertical	Pass
1**	1122.800	26.45	-18.38	54.0	-27.55	AV	41.00	150	Vertical	Pass
2	3979.000	46.60	-6.20	74.0	-27.40	Peak	95.00	150	Vertical	Pass
2**	3979.000	37.20	-6.20	54.0	-16.80	AV	95.00	150	Vertical	Pass
3	5786.250	100.80	-3.10	--	--	Peak	153.00	150	Vertical	N/A
3**	5786.250	93.71	-3.10	--	--	AV	153.00	150	Vertical	N/A
4	7508.250	53.70	0.38	74.0	-20.30	Peak	69.00	150	Vertical	Pass
4**	7508.250	43.86	0.38	54.0	-10.14	AV	69.00	150	Vertical	Pass
5	11571.049	50.89	-4.27	74.0	-23.11	Peak	17.00	150	Vertical	Pass
5**	11571.049	42.29	-4.27	54.0	-11.71	AV	17.00	150	Vertical	Pass
6	16180.088	49.24	-0.45	74.0	-24.76	Peak	360.00	150	Vertical	Pass
6**	16180.088	39.74	-0.45	54.0	-14.26	AV	360.00	150	Vertical	Pass

11ac20, U-NII-3, 1 GHz to 18 GHz, High Channel, ANT H

No.	Frequency (MHz)	Results (dBuV/m)	Factor (dB)	Limit (dBuV/m)	Over Limit (dB)	Detector	Table (Degree)	Height (cm)	Antenna	Verdict
1	1161.700	36.81	-18.14	74.0	-37.19	Peak	353.00	150	Horizontal	Pass
1**	1161.700	27.05	-18.14	54.0	-26.95	AV	353.00	150	Horizontal	Pass
2	3933.500	46.77	-5.61	74.0	-27.23	Peak	290.00	150	Horizontal	Pass
2**	3933.500	37.00	-5.61	54.0	-17.00	AV	290.00	150	Horizontal	Pass
3	5824.000	107.52	-3.13	--	--	Peak	197.00	150	Horizontal	N/A
3**	5824.000	100.22	-3.13	--	--	AV	197.00	150	Horizontal	N/A
4	7452.500	53.25	0.95	74.0	-20.75	Peak	131.00	150	Horizontal	Pass
4**	7452.500	45.64	0.95	54.0	-8.36	AV	131.00	150	Horizontal	Pass
5	11650.612	49.24	-4.47	74.0	-24.76	Peak	181.00	150	Horizontal	Pass
5**	11650.612	40.24	-4.47	54.0	-13.76	AV	181.00	150	Horizontal	Pass
6	15722.812	49.20	-0.38	74.0	-24.80	Peak	42.00	150	Horizontal	Pass
6**	15722.812	39.64	-0.38	54.0	-14.36	AV	42.00	150	Horizontal	Pass

11ac20, U-NII-3, 1 GHz to 18 GHz, High Channel, ANT V

No.	Frequency (MHz)	Results (dBuV/m)	Factor (dB)	Limit (dBuV/m)	Over Limit (dB)	Detector	Table (Degree)	Height (cm)	Antenna	Verdict
1	1154.900	37.28	-18.18	74.0	-36.72	Peak	48.00	150	Vertical	Pass
1**	1154.900	27.21	-18.18	54.0	-26.79	AV	48.00	150	Vertical	Pass
2	4017.750	46.78	-5.94	74.0	-27.22	Peak	53.00	150	Vertical	Pass
2**	4017.750	37.15	-5.94	54.0	-16.85	AV	53.00	150	Vertical	Pass
3	5821.750	100.38	-2.99	--	--	Peak	171.00	150	Vertical	N/A
3**	5821.750	92.38	-2.99	--	--	AV	171.00	150	Vertical	N/A
4	7524.500	54.26	0.87	74.0	-19.74	Peak	280.00	150	Vertical	Pass
4**	7524.500	43.39	0.87	54.0	-10.61	AV	280.00	150	Vertical	Pass
5	11648.713	49.07	-4.47	74.0	-24.93	Peak	7.00	150	Vertical	Pass
5**	11648.713	42.61	-4.47	54.0	-11.39	AV	7.00	150	Vertical	Pass
6	16171.688	49.68	-0.45	74.0	-24.32	Peak	360.00	150	Vertical	Pass
6**	16171.688	39.98	-0.45	54.0	-14.02	AV	360.00	150	Vertical	Pass

11ac40, U-NII-3, 1 GHz to 18 GHz, Low Channel, ANT H

No.	Frequency (MHz)	Results (dBuV/m)	Factor (dB)	Limit (dBuV/m)	Over Limit (dB)	Detector	Table (Degree)	Height (cm)	Antenna	Verdict
1	1184.000	36.70	-17.97	74.0	-37.30	Peak	181.00	150	Horizontal	Pass
1**	1184.000	27.11	-17.97	54.0	-26.89	AV	181.00	150	Horizontal	Pass
2	4085.250	47.38	-5.75	74.0	-26.62	Peak	27.00	150	Horizontal	Pass
2**	4085.250	37.59	-5.75	54.0	-16.41	AV	27.00	150	Horizontal	Pass
3	5751.750	105.19	-2.72	--	--	Peak	205.00	150	Horizontal	N/A
3**	5751.750	98.17	-2.72	--	--	AV	205.00	150	Horizontal	N/A
4	7466.000	53.20	0.83	74.0	-20.80	Peak	103.00	150	Horizontal	Pass
4**	7466.000	43.89	0.83	54.0	-10.11	AV	103.00	150	Horizontal	Pass
5	11420.237	48.74	-4.07	74.0	-25.26	Peak	157.00	150	Horizontal	Pass
5**	11420.237	40.14	-4.07	54.0	-13.86	AV	157.00	150	Horizontal	Pass
6	16034.662	49.64	-0.12	74.0	-24.36	Peak	251.00	150	Horizontal	Pass
6**	16034.662	40.96	-0.12	54.0	-13.04	AV	251.00	150	Horizontal	Pass

11ac40, U-NII-3, 1 GHz to 18 GHz, Low Channel, ANT V

No.	Frequency (MHz)	Results (dBuV/m)	Factor (dB)	Limit (dBuV/m)	Over Limit (dB)	Detector	Table (Degree)	Height (cm)	Antenna	Verdict
1	1198.200	37.09	-17.84	74.0	-36.91	Peak	73.00	150	Vertical	Pass
1**	1198.200	27.72	-17.84	54.0	-26.28	AV	73.00	150	Vertical	Pass
2	3763.250	46.90	-6.53	74.0	-27.10	Peak	197.00	150	Vertical	Pass
2**	3763.250	36.39	-6.53	54.0	-17.61	AV	197.00	150	Vertical	Pass
3	5760.000	97.95	-2.35	--	--	Peak	297.00	150	Vertical	N/A
3**	5760.000	90.44	-2.35	--	--	AV	297.00	150	Vertical	N/A
4	7459.750	53.16	1.14	74.0	-20.84	Peak	27.00	150	Vertical	Pass
4**	7459.750	44.80	1.14	54.0	-9.20	AV	27.00	150	Vertical	Pass
5	11521.651	48.56	-4.34	74.0	-25.44	Peak	0.00	150	Vertical	Pass
5**	11521.651	39.38	-4.34	54.0	-14.62	AV	0.00	150	Vertical	Pass
6	15706.537	48.88	-0.03	74.0	-25.12	Peak	351.00	150	Vertical	Pass
6**	15706.537	40.02	-0.03	54.0	-13.98	AV	351.00	150	Vertical	Pass

11ac40, U-NII-3, 1 GHz to 18 GHz, High Channel, ANT H

No.	Frequency (MHz)	Results (dBuV/m)	Factor (dB)	Limit (dBuV/m)	Over Limit (dB)	Detector	Table (Degree)	Height (cm)	Antenna	Verdict
1	1069.400	36.34	-18.12	74.0	-37.66	Peak	360.00	150	Horizontal	Pass
1**	1069.400	26.86	-18.12	54.0	-27.14	AV	360.00	150	Horizontal	Pass
2	4198.000	48.15	-5.43	74.0	-25.85	Peak	361.00	150	Horizontal	Pass
2**	4198.000	37.95	-5.43	54.0	-16.05	AV	361.00	150	Horizontal	Pass
3	5790.000	105.53	-3.31	--	--	Peak	214.00	150	Horizontal	N/A
3**	5790.000	98.10	-3.31	--	--	AV	214.00	150	Horizontal	N/A
4	7456.500	54.20	1.14	74.0	-19.80	Peak	361.00	150	Horizontal	Pass
4**	7456.500	44.55	1.14	54.0	-9.45	AV	361.00	150	Horizontal	Pass
5	11419.763	48.57	-4.08	74.0	-25.43	Peak	171.00	150	Horizontal	Pass
5**	11419.763	39.69	-4.08	54.0	-14.31	AV	171.00	150	Horizontal	Pass
6	16130.213	49.80	-0.67	74.0	-24.20	Peak	55.00	150	Horizontal	Pass
6**	16130.213	39.82	-0.67	54.0	-14.18	AV	55.00	150	Horizontal	Pass

11ac40, U-NII-3, 1 GHz to 18 GHz, High Channel, ANT V

No.	Frequency (MHz)	Results (dBuV/m)	Factor (dB)	Limit (dBuV/m)	Over Limit (dB)	Detector	Table (Degree)	Height (cm)	Antenna	Verdict
1	1088.300	37.25	-18.36	74.0	-36.75	Peak	16.00	150	Vertical	Pass
1**	1088.300	26.60	-18.36	54.0	-27.40	AV	16.00	150	Vertical	Pass
2	4258.250	48.84	-4.60	74.0	-25.16	Peak	5.00	150	Vertical	Pass
2**	4258.250	38.88	-4.60	54.0	-15.12	AV	5.00	150	Vertical	Pass
3	5793.000	98.26	-3.27	--	--	Peak	290.00	150	Vertical	N/A
3**	5793.000	91.20	-3.27	--	--	AV	290.00	150	Vertical	N/A
4	7452.500	53.57	0.95	74.0	-20.43	Peak	273.00	150	Vertical	Pass
4**	7452.500	44.05	0.95	54.0	-9.95	AV	273.00	150	Vertical	Pass
5	10970.888	48.80	-4.84	74.0	-25.20	Peak	230.00	150	Vertical	Pass
5**	10970.888	39.08	-4.84	54.0	-14.92	AV	230.00	150	Vertical	Pass
6	15713.887	48.22	-0.19	74.0	-25.78	Peak	318.00	150	Vertical	Pass
6**	15713.887	39.76	-0.19	54.0	-14.24	AV	318.00	150	Vertical	Pass

11ac80, U-NII-3, 1 GHz to 18 GHz, Middle Channel, ANT H

No.	Frequency (MHz)	Results (dBuV/m)	Factor (dB)	Limit (dBuV/m)	Over Limit (dB)	Detector	Table (Degree)	Height (cm)	Antenna	Verdict
1	1195.400	37.43	-17.96	74.0	-36.57	Peak	118.00	150	Horizontal	Pass
1**	1195.400	28.21	-17.96	54.0	-25.79	AV	118.00	150	Horizontal	Pass
2	4306.000	48.68	-4.18	74.0	-25.32	Peak	152.00	150	Horizontal	Pass
2**	4306.000	40.69	-4.18	54.0	-13.31	AV	152.00	150	Horizontal	Pass
3	5777.000	103.05	-2.76	--	--	Peak	220.00	150	Horizontal	N/A
3**	5777.000	95.65	-2.76	--	--	AV	220.00	150	Horizontal	N/A
4	7521.000	53.66	0.83	74.0	-20.34	Peak	319.00	150	Horizontal	Pass
4**	7521.000	43.93	0.83	54.0	-10.07	AV	319.00	150	Horizontal	Pass
5	11447.550	49.45	-3.89	74.0	-24.55	Peak	97.00	150	Horizontal	Pass
5**	11447.550	39.74	-3.89	54.0	-14.26	AV	97.00	150	Horizontal	Pass
6	15466.875	49.05	-0.37	74.0	-24.95	Peak	17.00	150	Horizontal	Pass
6**	15466.875	39.37	-0.37	54.0	-14.63	AV	17.00	150	Horizontal	Pass

11ac80, U-NII-3, 1 GHz to 18 GHz, Middle Channel, ANT V

No.	Frequency (MHz)	Results (dBuV/m)	Factor (dB)	Limit (dBuV/m)	Over Limit (dB)	Detector	Table (Degree)	Height (cm)	Antenna	Verdict
1	1123.100	36.98	-18.41	74.0	-37.02	Peak	297.00	150	Vertical	Pass
1**	1123.100	27.50	-18.41	54.0	-26.50	AV	297.00	150	Vertical	Pass
2	4257.250	48.22	-4.70	74.0	-25.78	Peak	203.00	150	Vertical	Pass
2**	4257.250	39.73	-4.70	54.0	-14.27	AV	203.00	150	Vertical	Pass
3	5777.750	94.91	-2.66	--	--	Peak	279.00	150	Vertical	N/A
3**	5777.750	86.96	-2.66	--	--	AV	279.00	150	Vertical	N/A
4	7454.500	53.28	1.17	74.0	-20.72	Peak	360.00	150	Vertical	Pass
4**	7454.500	44.38	1.17	54.0	-9.62	AV	360.00	150	Vertical	Pass
5	11785.037	49.48	-3.67	74.0	-24.52	Peak	353.00	150	Vertical	Pass
5**	11785.037	39.43	-3.67	54.0	-14.57	AV	353.00	150	Vertical	Pass
6	15714.150	48.49	-0.19	74.0	-25.51	Peak	0.00	150	Vertical	Pass
6**	15714.150	38.73	-0.19	54.0	-15.27	AV	0.00	150	Vertical	Pass

A.6.2 Band Edge (Restricted-band)

Test Band	Mode	Channel	Verdict
U-NII-1	802.11a	Low	Pass
		High	Pass
	802.11n(HT20)	Low	Pass
		High	Pass
	802.11n(HT40)	Low	Pass
		High	Pass
	802.11ac(VHT20)	Low	Pass
		High	Pass
	802.11ac(VHT40)	Low	Pass
		High	Pass
	802.11ac(VHT80)	Middle	Pass
U-NII-2A	802.11a	Low	Pass
		High	Pass
	802.11n(HT20)	Low	Pass
		High	Pass
	802.11n(HT40)	Low	Pass
		High	Pass
	802.11ac(VHT20)	Low	Pass
		High	Pass
	802.11ac(VHT40)	Low	Pass
		High	Pass
	802.11ac(VHT80)	Middle	Pass
U-NII-2C	802.11a	Low	Pass
		High	Pass
	802.11n(HT20)	Low	Pass
		High	Pass
	802.11n(HT40)	Low	Pass
		High	Pass
	802.11ac(VHT20)	Low	Pass
		High	Pass
	802.11ac(VHT40)	Low	Pass
		High	Pass
	802.11ac(VHT80)	Low	Pass
		High	Pass
U-NII-3	802.11a	Low	Pass
		High	Pass
	802.11n(HT20)	Low	Pass
		High	Pass
	802.11n(HT40)	Low	Pass
		High	Pass

	802.11ac(VHT20)	Low	Pass
		High	Pass
	802.11ac(VHT40)	Low	Pass
		High	Pass
	802.11ac(VHT80)	Middle	Pass

Test Data and Plots

U-NII-1 11a CH36

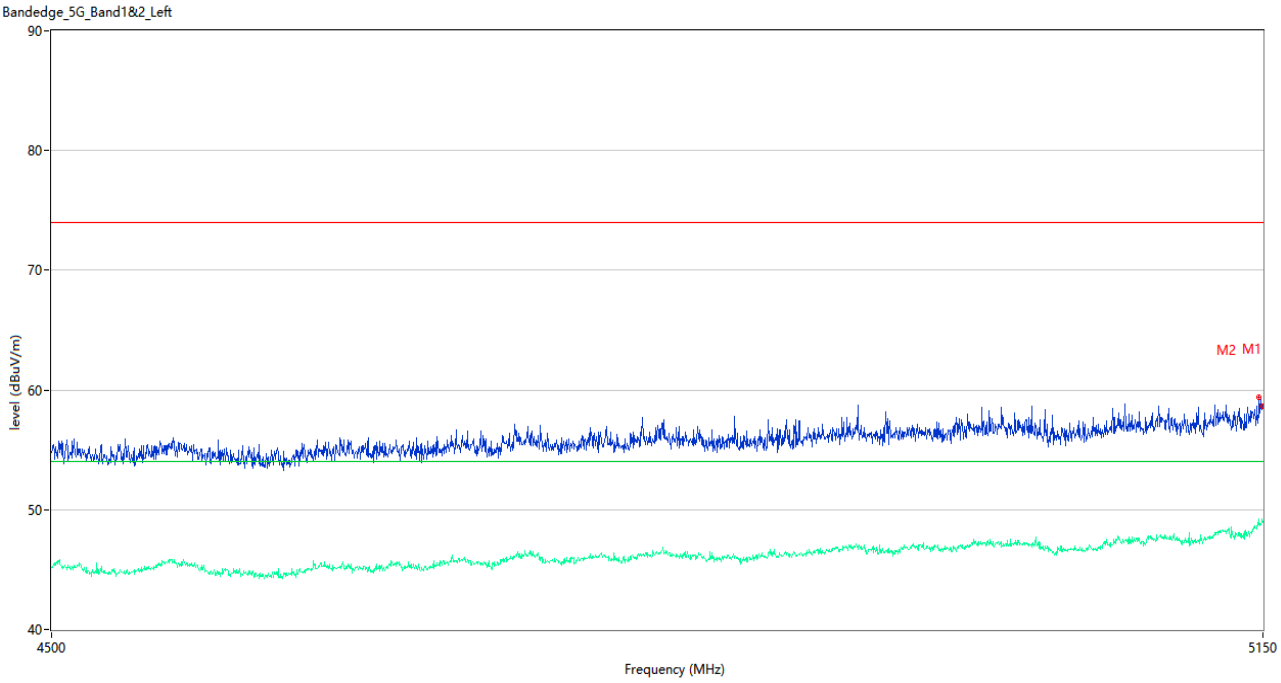

No.	Frequency (MHz)	Results (dBuV/m)	Factor (dB)	Limit (dBuV/m)	Over Limit (dB)	Detector	Table (Degree)	Height (cm)	Antenna	Verdict
1	5150.000	58.62	3.94	74.0	-15.38	Peak	181.00	150	Horizontal	Pass
1**	5150.000	48.96	3.94	54.0	-5.04	AV	181.00	150	Horizontal	Pass
2	5147.725	59.41	3.91	74.0	-14.59	Peak	183.00	150	Horizontal	Pass
2**	5147.725	48.74	3.91	54.0	-5.26	AV	183.00	150	Horizontal	Pass

U-NII-1 11a CH48

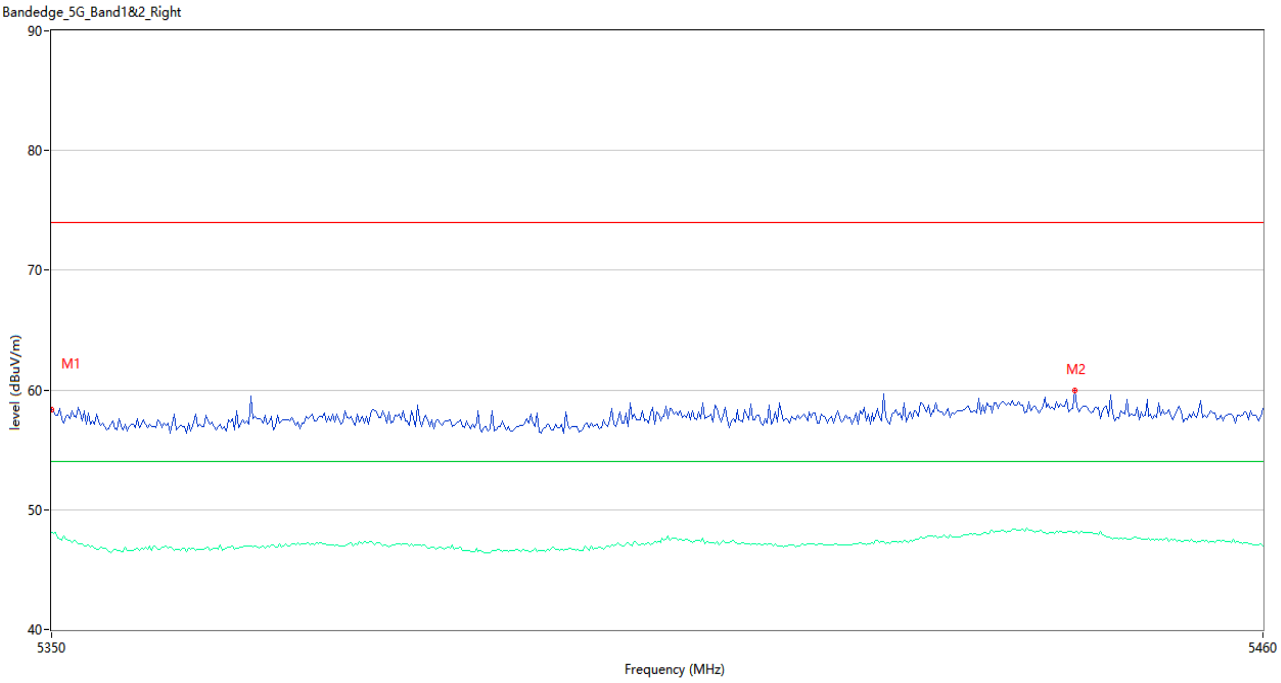

No.	Frequency (MHz)	Results (dBuV/m)	Factor (dB)	Limit (dBuV/m)	Over Limit (dB)	Detector	Table (Degree)	Height (cm)	Antenna	Verdict
1	5350.000	58.40	3.96	74.0	-15.60	Peak	189.00	150	Horizontal	Pass
1**	5350.000	48.14	3.96	54.0	-5.86	AV	189.00	150	Horizontal	Pass
2	5442.767	59.95	4.97	74.0	-14.05	Peak	61.00	150	Horizontal	Pass
2**	5442.767	48.10	4.97	54.0	-5.90	AV	61.00	150	Horizontal	Pass

U-NII-1 11n20 CH36

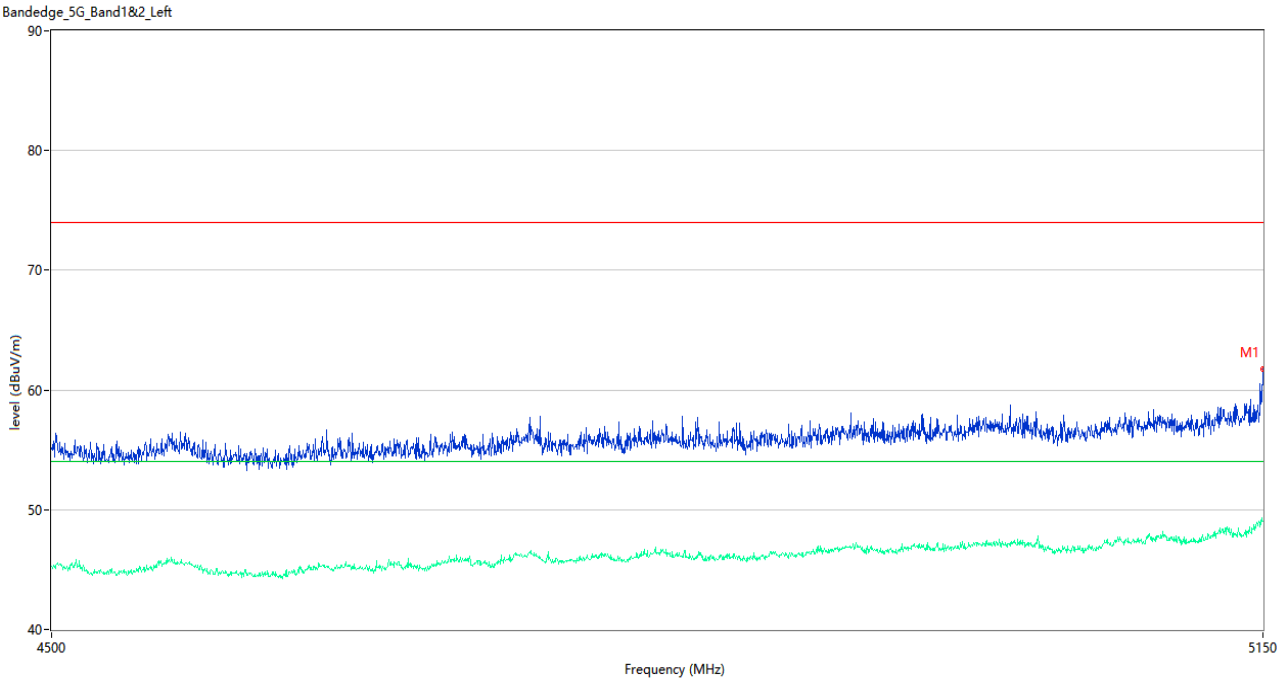

No.	Frequency (MHz)	Results (dBuV/m)	Factor (dB)	Limit (dBuV/m)	Over Limit (dB)	Detector	Table (Degree)	Height (cm)	Antenna	Verdict
1	5150.000	61.75	3.94	74.0	-12.25	Peak	193.00	150	Horizontal	Pass
1**	5150.000	48.98	3.94	54.0	-5.02	AV	193.00	150	Horizontal	Pass

U-NII-1 11n20 CH48

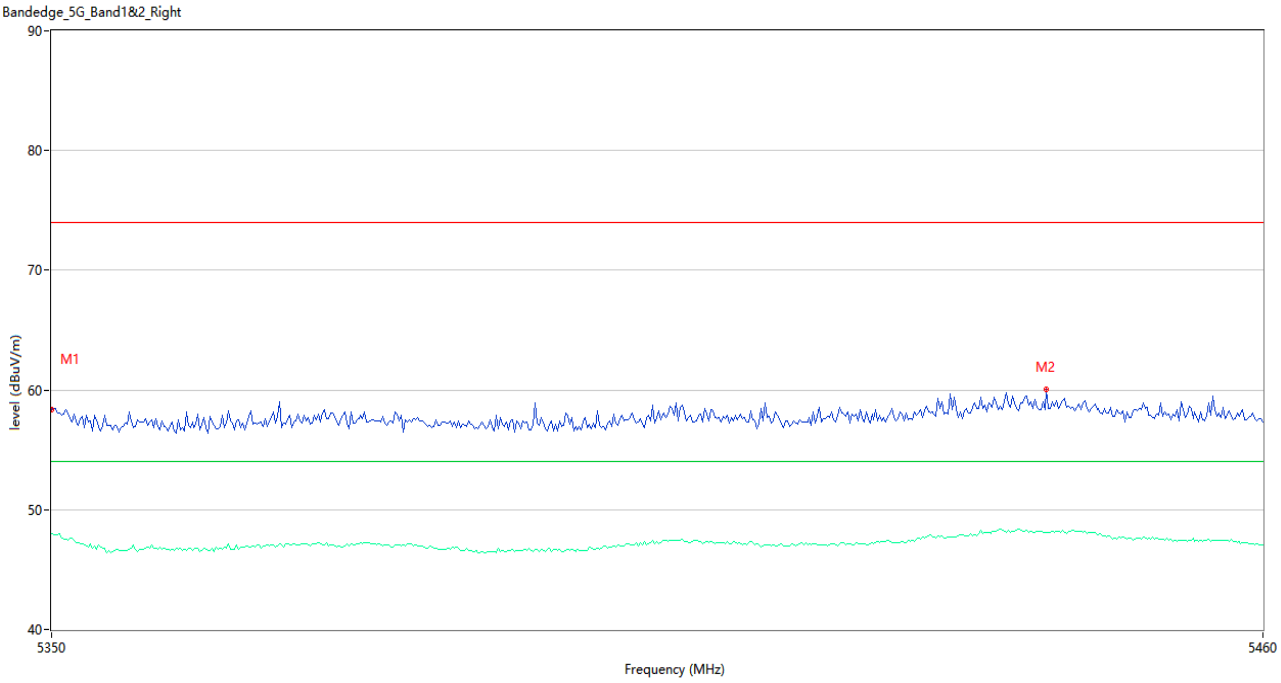

No.	Frequency (MHz)	Results (dBuV/m)	Factor (dB)	Limit (dBuV/m)	Over Limit (dB)	Detector	Table (Degree)	Height (cm)	Antenna	Verdict
1	5350.000	58.35	3.96	74.0	-15.65	Peak	168.00	150	Horizontal	Pass
1**	5350.000	48.01	3.96	54.0	-5.99	AV	168.00	150	Horizontal	Pass
2	5440.200	60.05	4.93	74.0	-13.95	Peak	239.00	150	Horizontal	Pass
2**	5440.200	48.08	4.93	54.0	-5.92	AV	239.00	150	Horizontal	Pass

U-NII-1 11n40 CH38

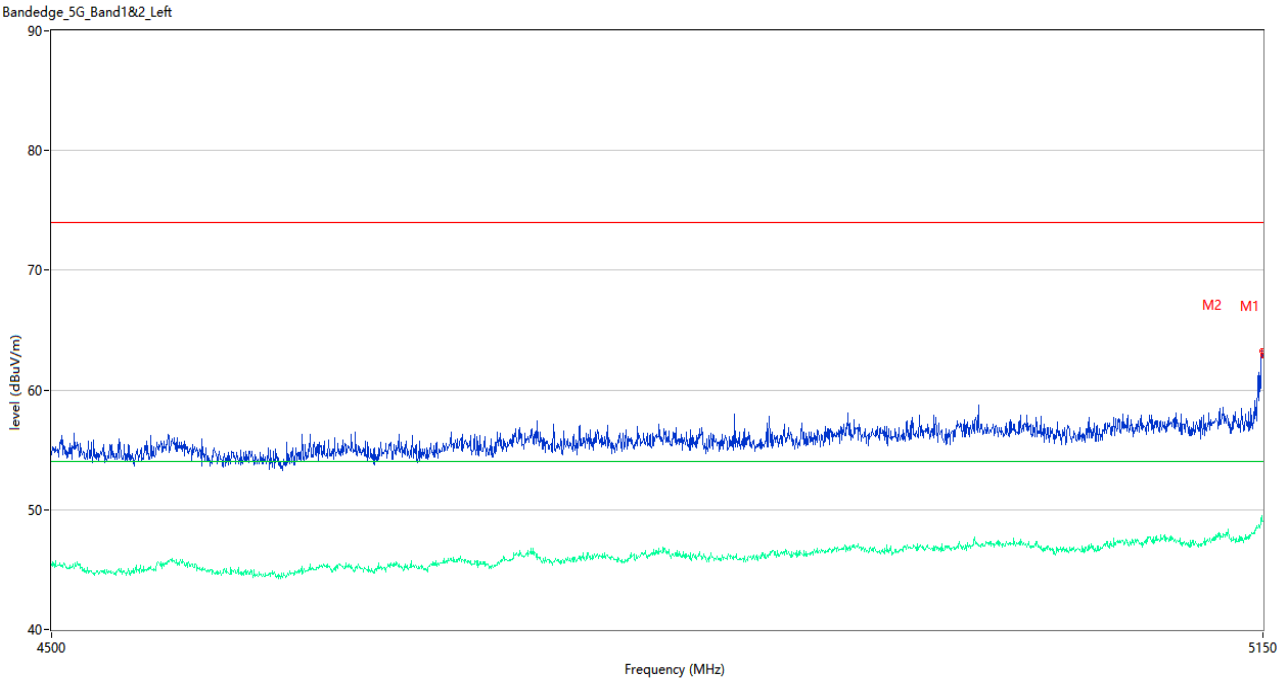

No.	Frequency (MHz)	Results (dBuV/m)	Factor (dB)	Limit (dBuV/m)	Over Limit (dB)	Detector	Table (Degree)	Height (cm)	Antenna	Verdict
1	5150.000	62.87	3.94	74.0	-11.13	Peak	215.00	150	Horizontal	Pass
1**	5150.000	48.99	3.94	54.0	-5.01	AV	215.00	150	Horizontal	Pass
2	5149.675	63.25	3.94	74.0	-10.75	Peak	25.00	150	Horizontal	Pass
2**	5149.675	48.95	3.94	54.0	-5.05	AV	25.00	150	Horizontal	Pass

U-NII-1 11n40 CH46

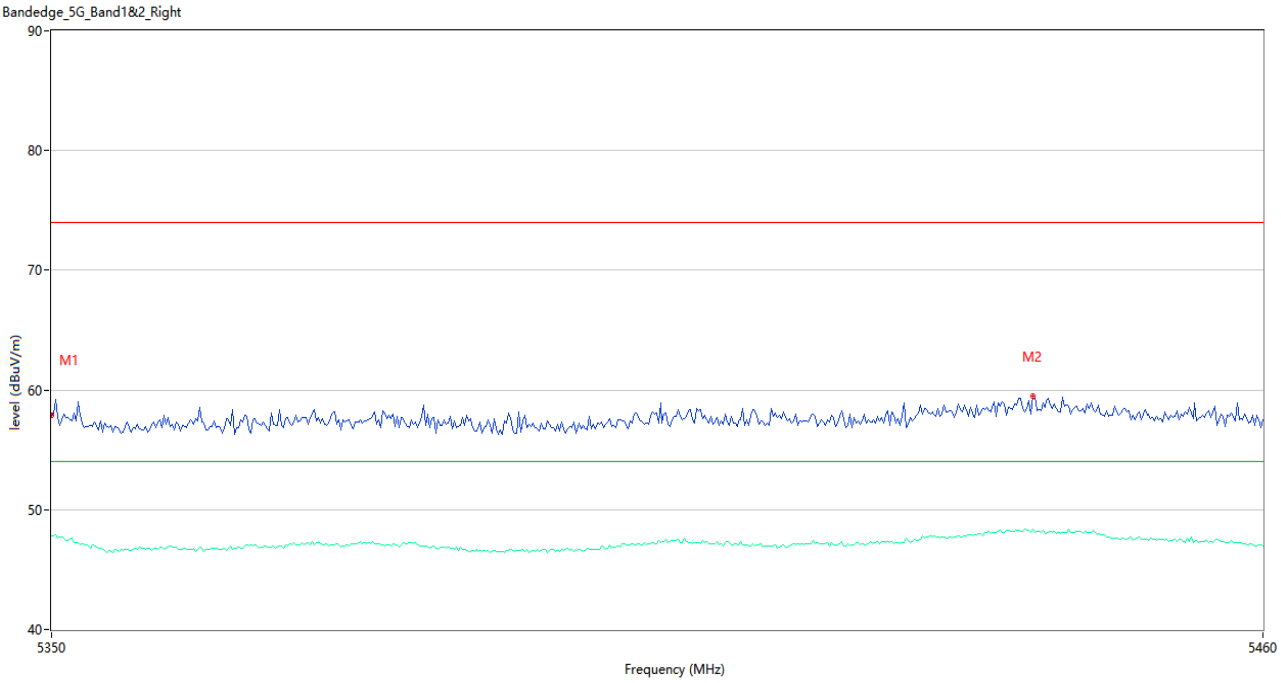

No.	Frequency (MHz)	Results (dBuV/m)	Factor (dB)	Limit (dBuV/m)	Over Limit (dB)	Detector	Table (Degree)	Height (cm)	Antenna	Verdict
1	5350.000	57.58	3.96	74.0	-16.42	Peak	235.00	150	Horizontal	Pass
1**	5350.000	47.84	3.96	54.0	-6.16	AV	235.00	150	Horizontal	Pass
2	5438.917	59.53	5.03	74.0	-14.47	Peak	262.00	150	Horizontal	Pass
2**	5438.917	48.42	5.03	54.0	-5.58	AV	262.00	150	Horizontal	Pass

U-NII-1 11ac20 CH36

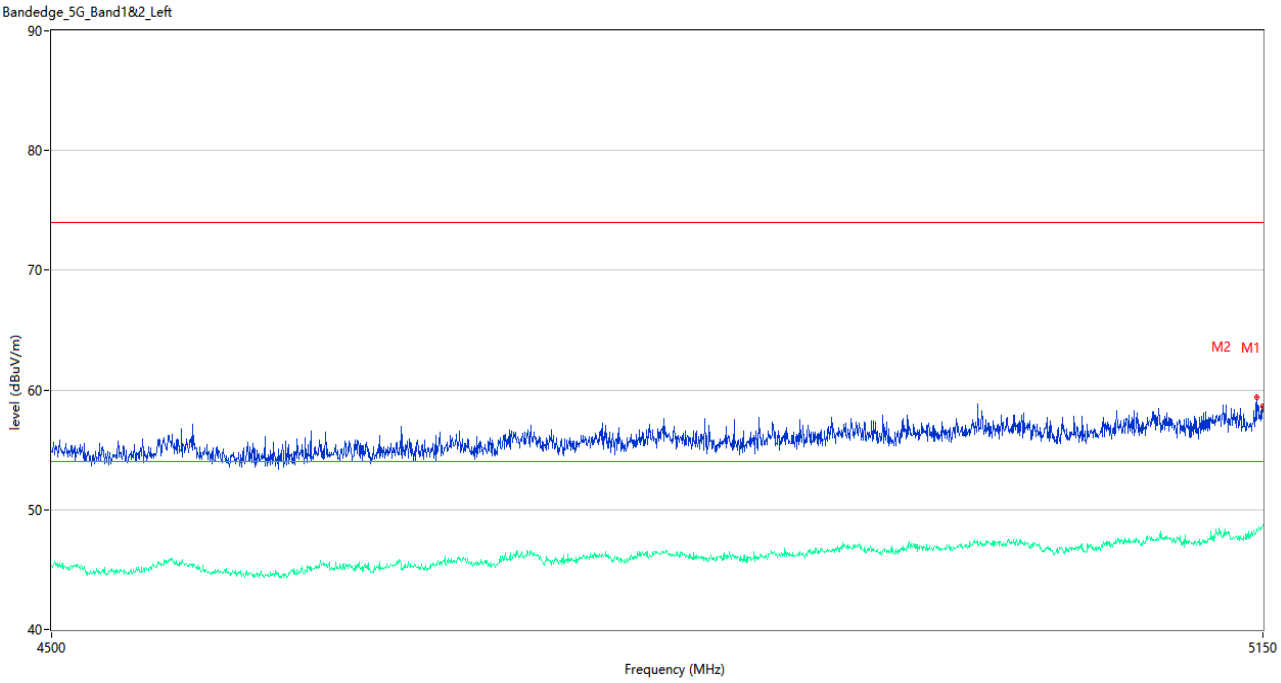

No.	Frequency (MHz)	Results (dBuV/m)	Factor (dB)	Limit (dBuV/m)	Over Limit (dB)	Detector	Table (Degree)	Height (cm)	Antenna	Verdict
1	5150.000	58.64	3.94	74.0	-15.36	Peak	360.00	150	Horizontal	Pass
1**	5150.000	48.72	3.94	54.0	-5.28	AV	360.00	150	Horizontal	Pass
2	5146.750	59.39	3.89	74.0	-14.61	Peak	208.00	150	Horizontal	Pass
2**	5146.750	48.38	3.89	54.0	-5.62	AV	208.00	150	Horizontal	Pass

U-NII-1 11ac20 CH48

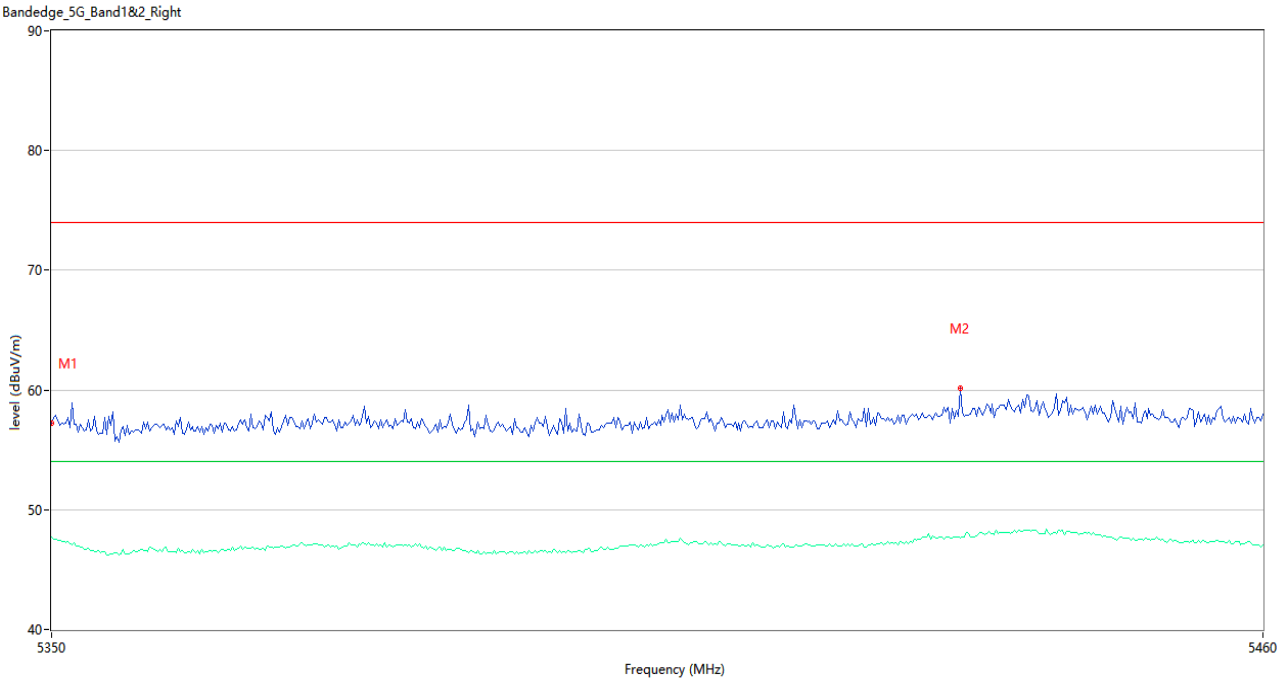

No.	Frequency (MHz)	Results (dBuV/m)	Factor (dB)	Limit (dBuV/m)	Over Limit (dB)	Detector	Table (Degree)	Height (cm)	Antenna	Verdict
1	5350.000	57.19	3.96	74.0	-16.81	Peak	14.00	150	Horizontal	Pass
1**	5350.000	47.40	3.96	54.0	-6.60	AV	14.00	150	Horizontal	Pass
2	5432.317	60.11	4.69	74.0	-13.89	Peak	26.00	150	Horizontal	Pass
2**	5432.317	47.64	4.69	54.0	-6.36	AV	26.00	150	Horizontal	Pass

U-NII-1 11ac40 CH38

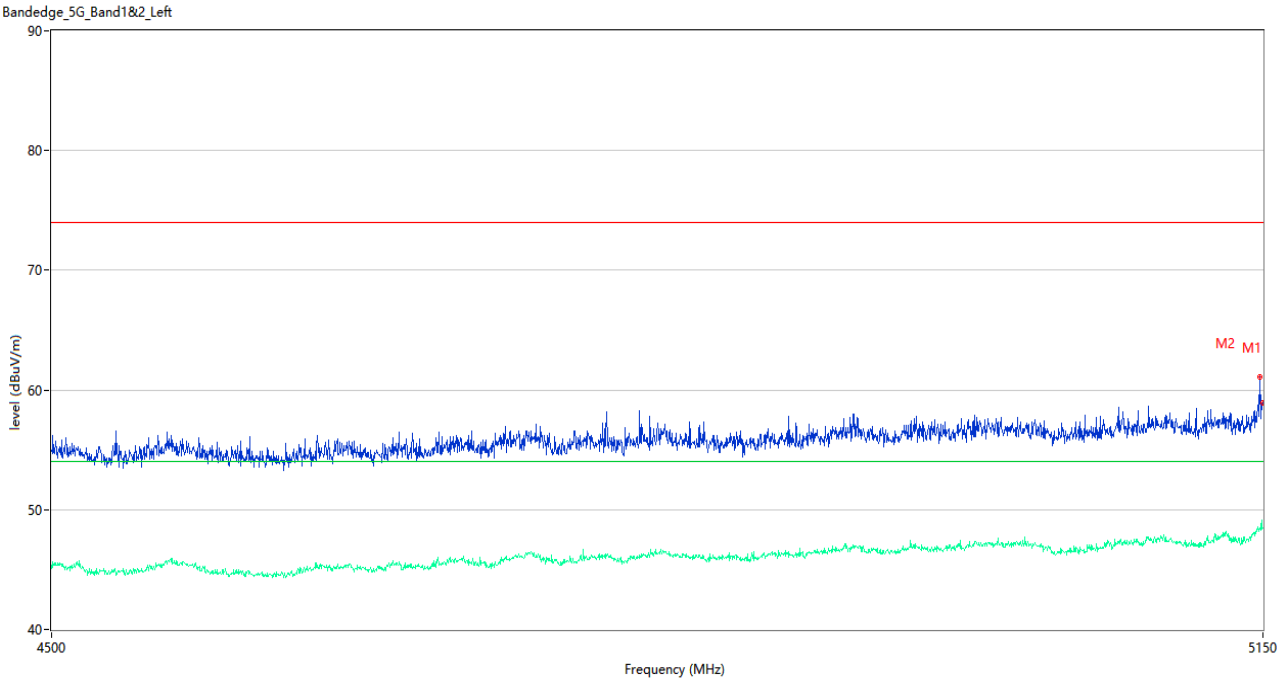

No.	Frequency (MHz)	Results (dBuV/m)	Factor (dB)	Limit (dBuV/m)	Over Limit (dB)	Detector	Table (Degree)	Height (cm)	Antenna	Verdict
1	5150.000	58.94	3.94	74.0	-15.06	Peak	241.00	150	Horizontal	Pass
1**	5150.000	48.45	3.94	54.0	-5.55	AV	241.00	150	Horizontal	Pass
2	5148.050	61.05	3.91	74.0	-12.95	Peak	0.00	150	Horizontal	Pass
2**	5148.050	48.47	3.91	54.0	-5.53	AV	0.00	150	Horizontal	Pass

U-NII-1 11ac40 CH46

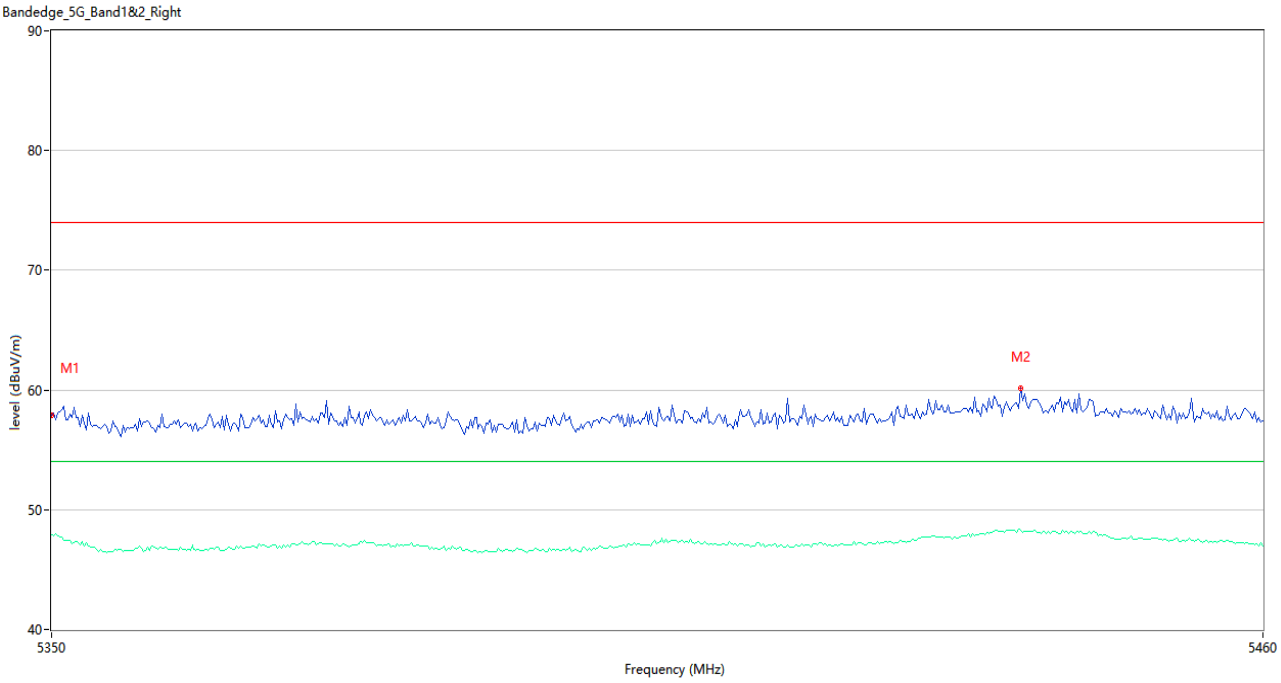

No.	Frequency (MHz)	Results (dBuV/m)	Factor (dB)	Limit (dBuV/m)	Over Limit (dB)	Detector	Table (Degree)	Height (cm)	Antenna	Verdict
1	5350.000	57.88	3.96	74.0	-16.12	Peak	284.00	150	Horizontal	Pass
1**	5350.000	47.91	3.96	54.0	-6.09	AV	284.00	150	Horizontal	Pass
2	5437.817	60.19	5.12	74.0	-13.81	Peak	81.00	150	Horizontal	Pass
2**	5437.817	48.27	5.12	54.0	-5.73	AV	81.00	150	Horizontal	Pass

U-NII-1 11ac80 CH42

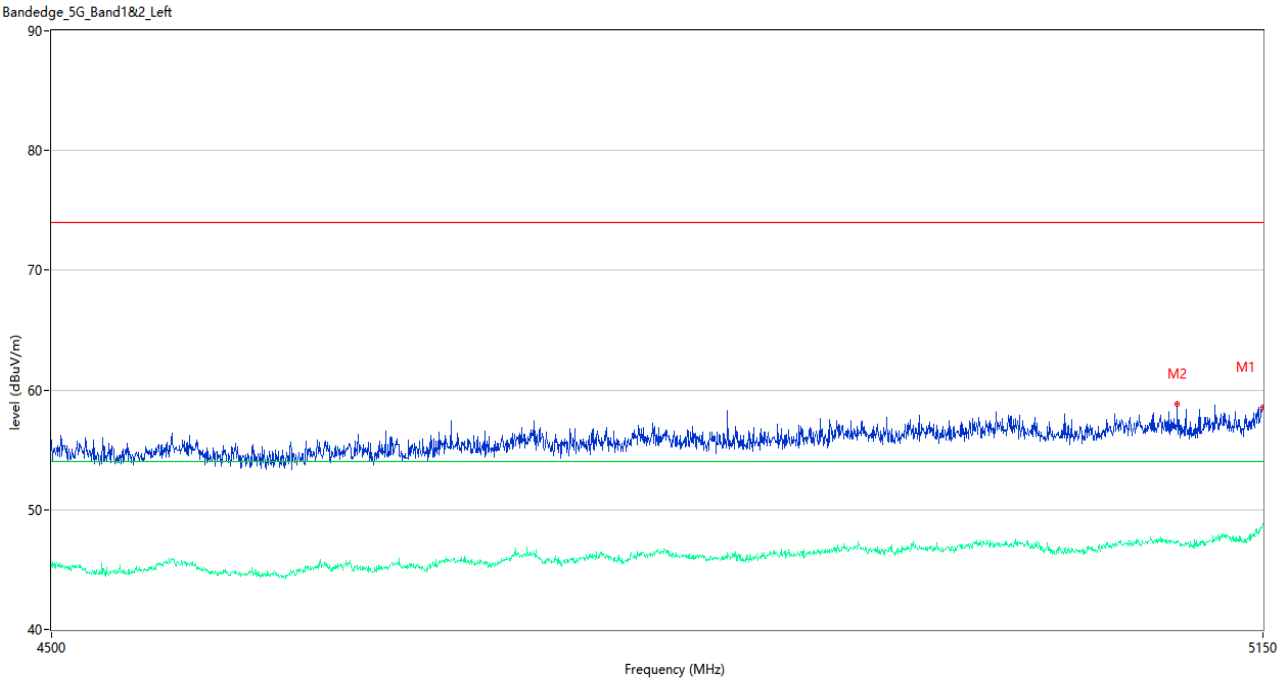

No.	Frequency (MHz)	Results (dBuV/m)	Factor (dB)	Limit (dBuV/m)	Over Limit (dB)	Detector	Table (Degree)	Height (cm)	Antenna	Verdict
1	5150.000	58.52	3.94	74.0	-15.48	Peak	188.00	150	Horizontal	Pass
1**	5150.000	48.85	3.94	54.0	-5.15	AV	188.00	150	Horizontal	Pass
2	5101.250	58.85	4.14	74.0	-15.15	Peak	203.00	150	Horizontal	Pass
2**	5101.250	47.25	4.14	54.0	-6.75	AV	203.00	150	Horizontal	Pass

U-NII-1 11ac80 CH42

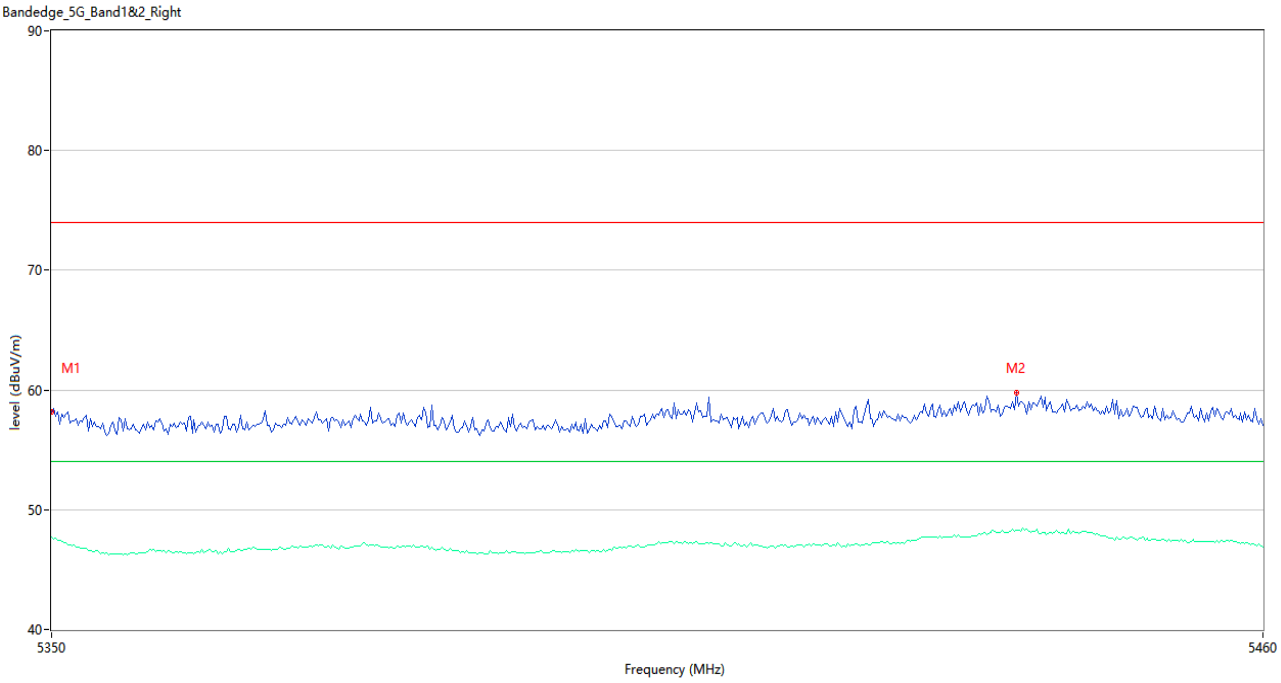

No.	Frequency (MHz)	Results (dBuV/m)	Factor (dB)	Limit (dBuV/m)	Over Limit (dB)	Detector	Table (Degree)	Height (cm)	Antenna	Verdict
1	5350.000	58.20	3.96	74.0	-15.80	Peak	244.00	150	Horizontal	Pass
1**	5350.000	47.70	3.96	54.0	-6.30	AV	244.00	150	Horizontal	Pass
2	5437.450	59.81	5.10	74.0	-14.19	Peak	248.00	150	Horizontal	Pass
2**	5437.450	48.29	5.10	54.0	-5.71	AV	248.00	150	Horizontal	Pass

U-NII-2A 11a CH52

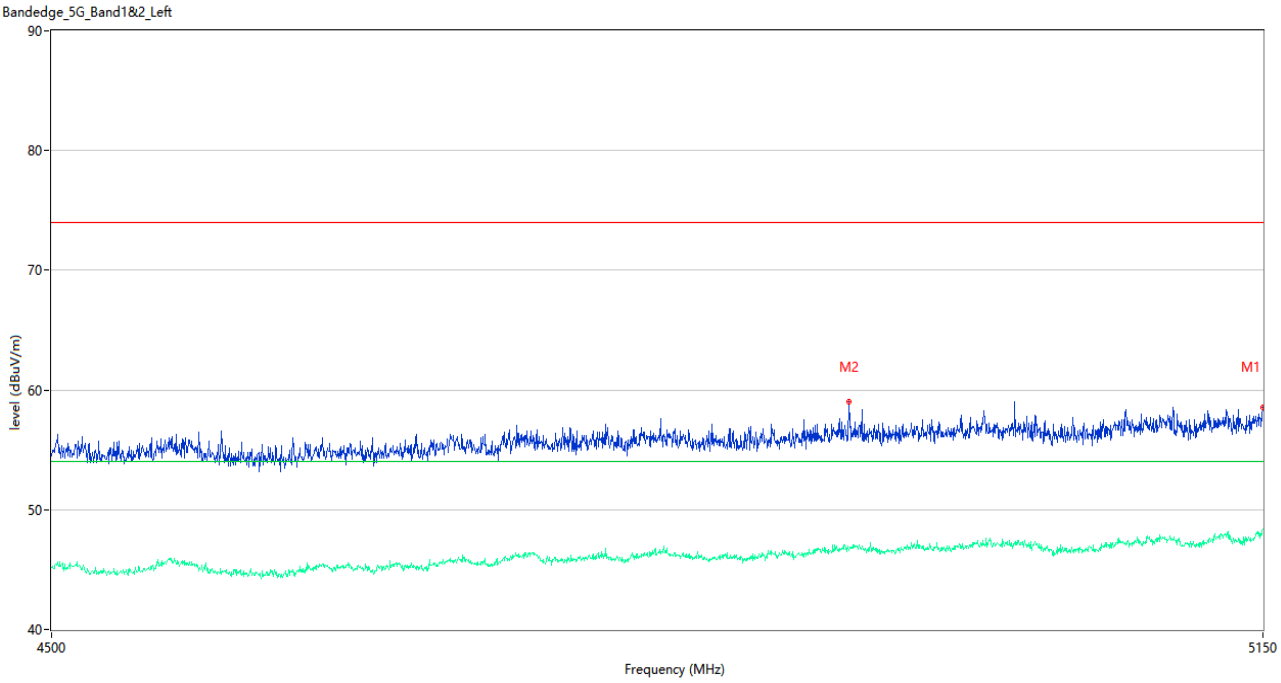

No.	Frequency (MHz)	Results (dBuV/m)	Factor (dB)	Limit (dBuV/m)	Over Limit (dB)	Detector	Table (Degree)	Height (cm)	Antenna	Verdict
1	5150.000	58.55	3.94	74.0	-15.45	Peak	19.00	150	Horizontal	Pass
1**	5150.000	48.34	3.94	54.0	-5.66	AV	19.00	150	Horizontal	Pass
2	4917.950	59.05	3.53	74.0	-14.95	Peak	18.00	150	Horizontal	Pass
2**	4917.950	46.61	3.53	54.0	-7.39	AV	18.00	150	Horizontal	Pass

U-NII-2A 11a CH64

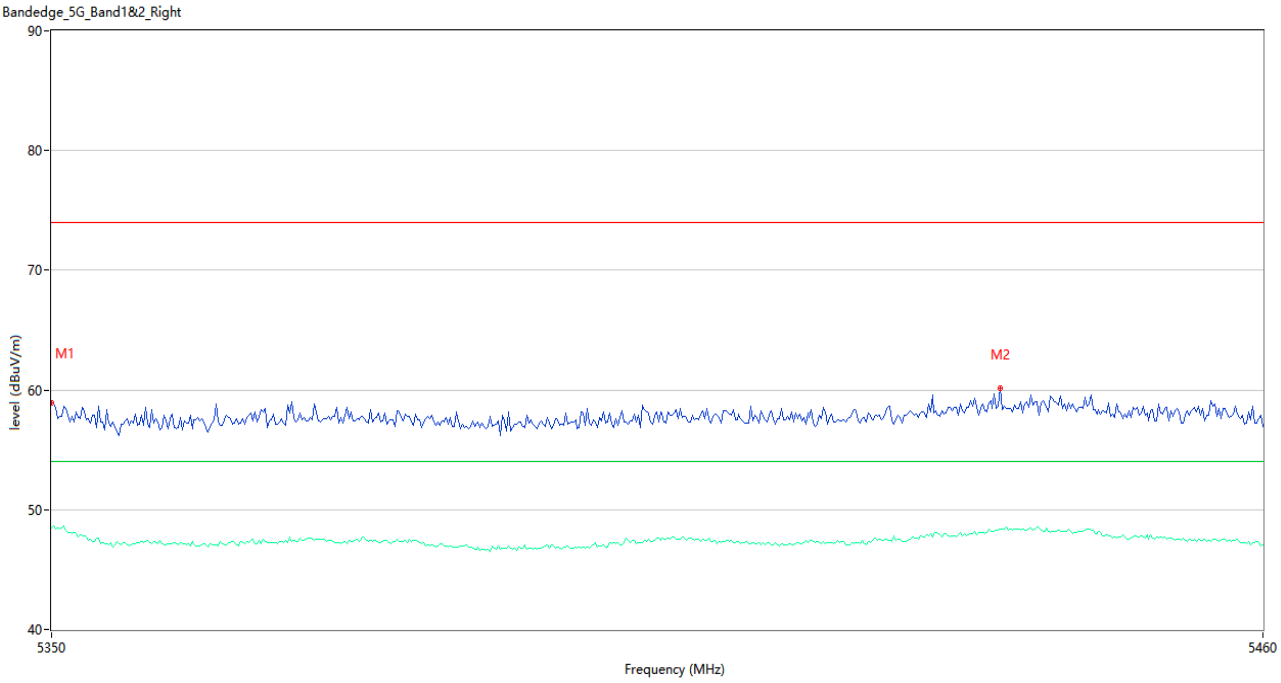

No.	Frequency (MHz)	Results (dBuV/m)	Factor (dB)	Limit (dBuV/m)	Over Limit (dB)	Detector	Table (Degree)	Height (cm)	Antenna	Verdict
1	5350.000	58.97	3.96	74.0	-15.03	Peak	188.00	150	Horizontal	Pass
1**	5350.000	48.50	3.96	54.0	-5.50	AV	188.00	150	Horizontal	Pass
2	5435.983	60.14	5.03	74.0	-13.86	Peak	312.00	150	Horizontal	Pass
2**	5435.983	48.39	5.03	54.0	-5.61	AV	312.00	150	Horizontal	Pass

U-NII-2A 11n20 CH52

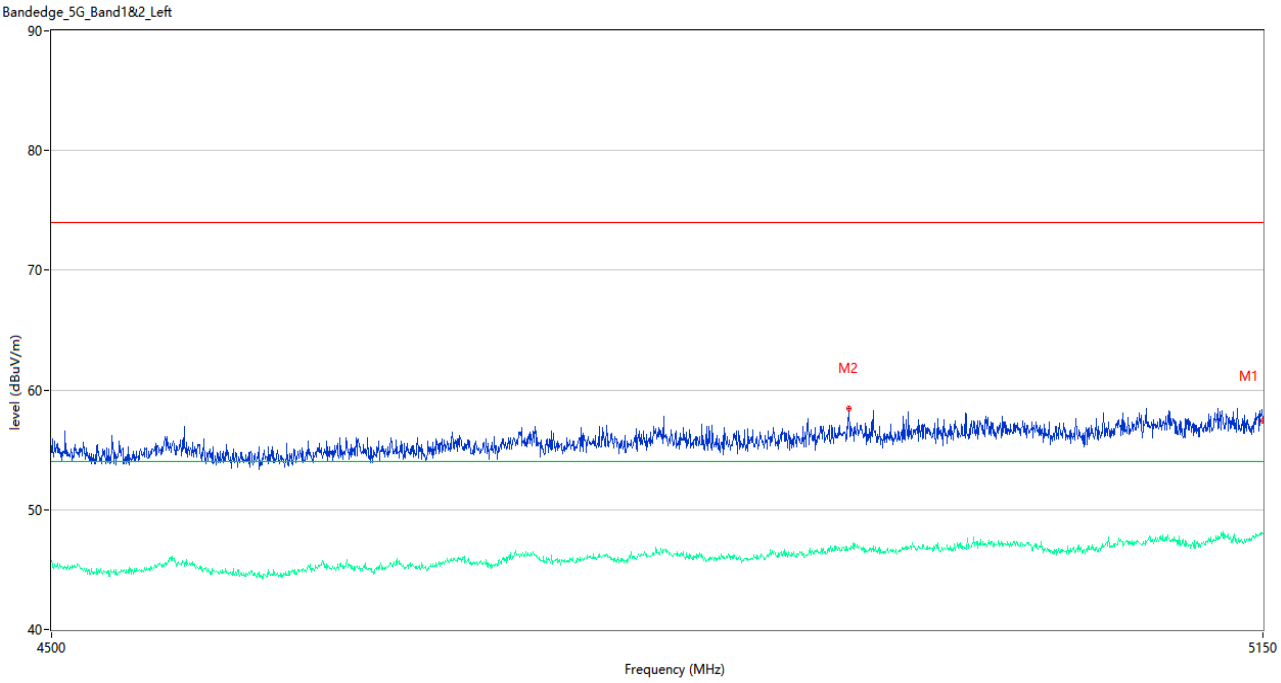

No.	Frequency (MHz)	Results (dBuV/m)	Factor (dB)	Limit (dBuV/m)	Over Limit (dB)	Detector	Table (Degree)	Height (cm)	Antenna	Verdict
1	5150.000	57.42	3.94	74.0	-16.58	Peak	259.00	150	Horizontal	Pass
1**	5150.000	48.02	3.94	54.0	-5.98	AV	259.00	150	Horizontal	Pass
2	4917.950	58.44	3.53	74.0	-15.56	Peak	149.00	150	Horizontal	Pass
2**	4917.950	46.78	3.53	54.0	-7.22	AV	149.00	150	Horizontal	Pass

U-NII-2A 11n20 CH64

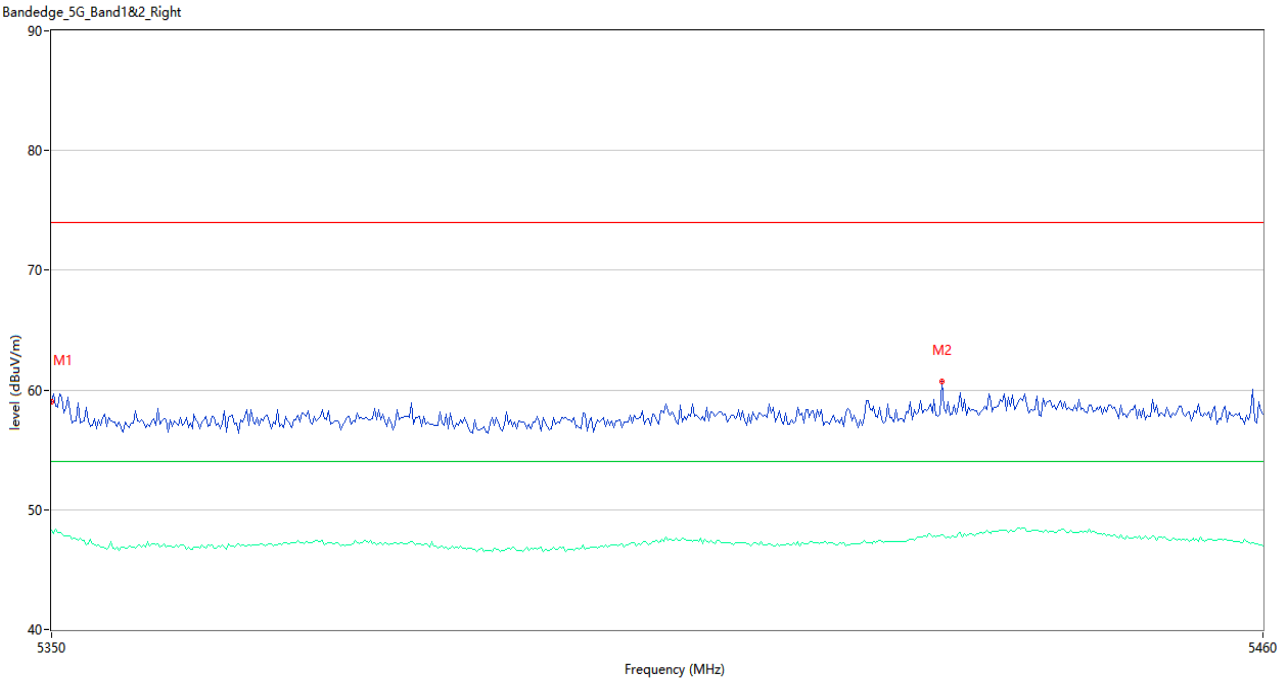

No.	Frequency (MHz)	Results (dBuV/m)	Factor (dB)	Limit (dBuV/m)	Over Limit (dB)	Detector	Table (Degree)	Height (cm)	Antenna	Verdict
1	5350.000	59.01	3.96	74.0	-14.99	Peak	165.00	150	Horizontal	Pass
1**	5350.000	48.27	3.96	54.0	-5.73	AV	165.00	150	Horizontal	Pass
2	5430.667	60.73	4.67	74.0	-13.27	Peak	199.00	150	Horizontal	Pass
2**	5430.667	47.93	4.67	54.0	-6.07	AV	199.00	150	Horizontal	Pass

U-NII-2A 11n40 CH54

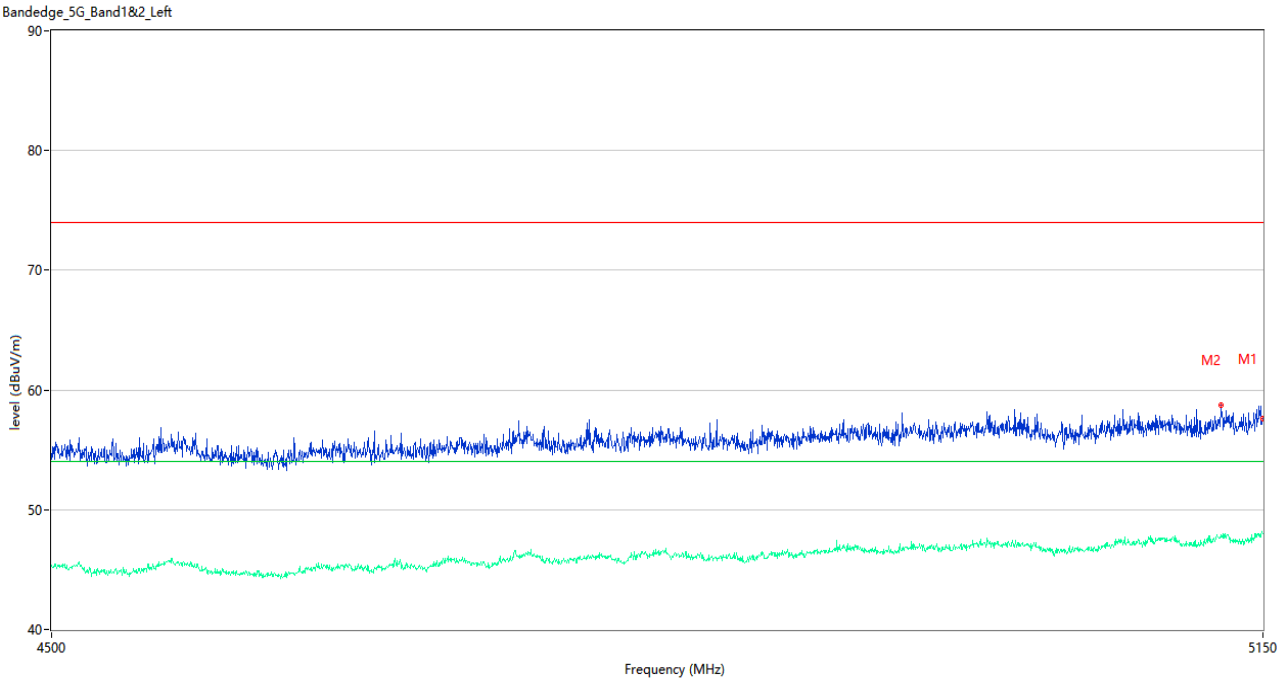

No.	Frequency (MHz)	Results (dBuV/m)	Factor (dB)	Limit (dBuV/m)	Over Limit (dB)	Detector	Table (Degree)	Height (cm)	Antenna	Verdict
1	5150.000	57.64	3.94	74.0	-16.36	Peak	48.00	150	Horizontal	Pass
1**	5150.000	48.04	3.94	54.0	-5.96	AV	48.00	150	Horizontal	Pass
2	5126.275	58.75	4.07	74.0	-15.25	Peak	142.00	150	Horizontal	Pass
2**	5126.275	47.77	4.07	54.0	-6.23	AV	142.00	150	Horizontal	Pass

U-NII-2A 11n40 CH62

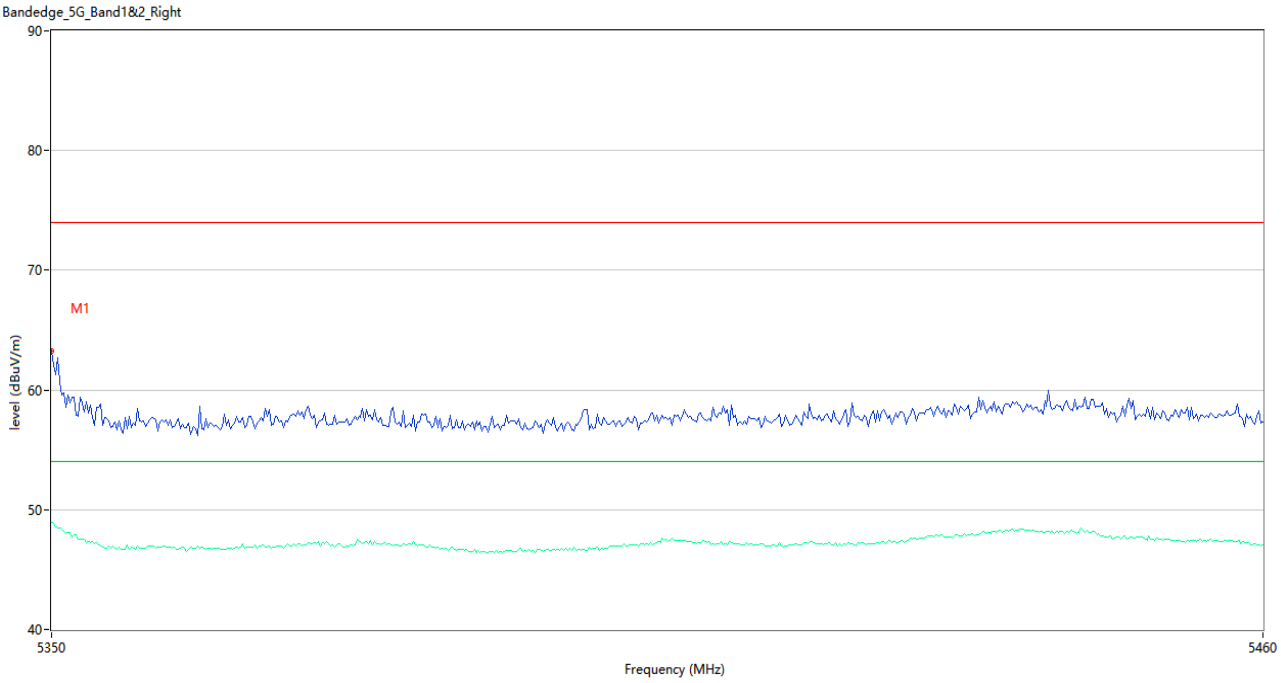

No.	Frequency (MHz)	Results (dBuV/m)	Factor (dB)	Limit (dBuV/m)	Over Limit (dB)	Detector	Table (Degree)	Height (cm)	Antenna	Verdict
1	5350.000	63.29	3.96	74.0	-10.71	Peak	193.00	150	Horizontal	Pass
1**	5350.000	48.92	3.96	54.0	-5.08	AV	193.00	150	Horizontal	Pass

U-NII-2A 11ac20 CH52

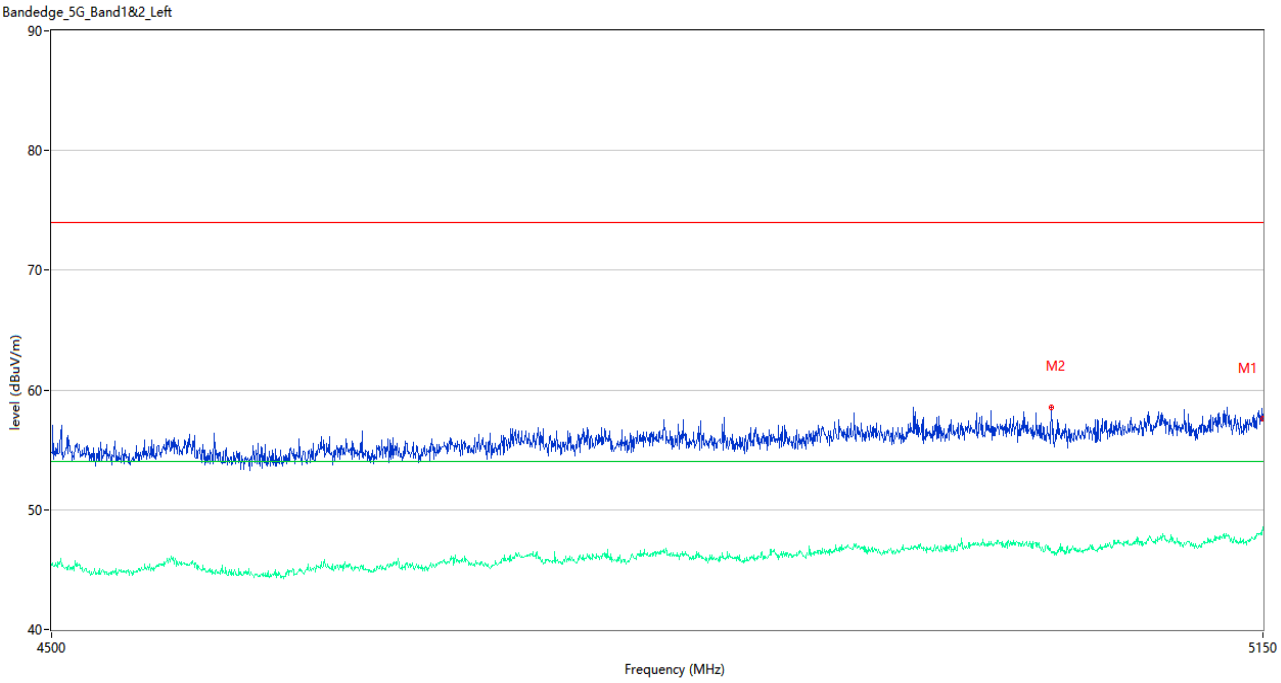

No.	Frequency (MHz)	Results (dBuV/m)	Factor (dB)	Limit (dBuV/m)	Over Limit (dB)	Detector	Table (Degree)	Height (cm)	Antenna	Verdict
1	5150.000	57.59	3.94	74.0	-16.41	Peak	186.00	150	Horizontal	Pass
1**	5150.000	48.55	3.94	54.0	-5.45	AV	186.00	150	Horizontal	Pass
2	5030.075	58.59	3.10	74.0	-15.41	Peak	360.00	150	Horizontal	Pass
2**	5030.075	46.44	3.10	54.0	-7.56	AV	360.00	150	Horizontal	Pass

U-NII-2A 11ac20 CH64

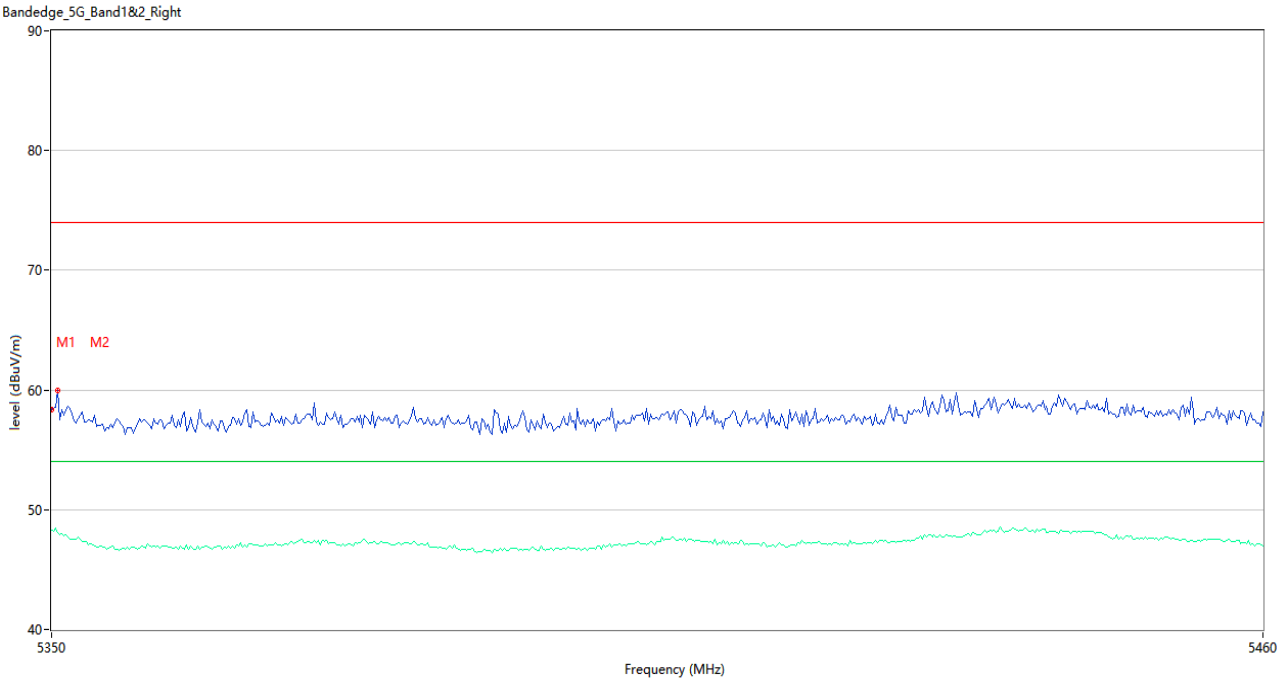

No.	Frequency (MHz)	Results (dBuV/m)	Factor (dB)	Limit (dBuV/m)	Over Limit (dB)	Detector	Table (Degree)	Height (cm)	Antenna	Verdict
1	5350.000	58.37	3.96	74.0	-15.63	Peak	167.00	150	Horizontal	Pass
1**	5350.000	48.25	3.96	54.0	-5.75	AV	167.00	150	Horizontal	Pass
2	5350.550	59.97	3.95	74.0	-14.03	Peak	167.00	150	Horizontal	Pass
2**	5350.550	48.11	3.95	54.0	-5.89	AV	167.00	150	Horizontal	Pass

U-NII-2A 11ac40 CH54

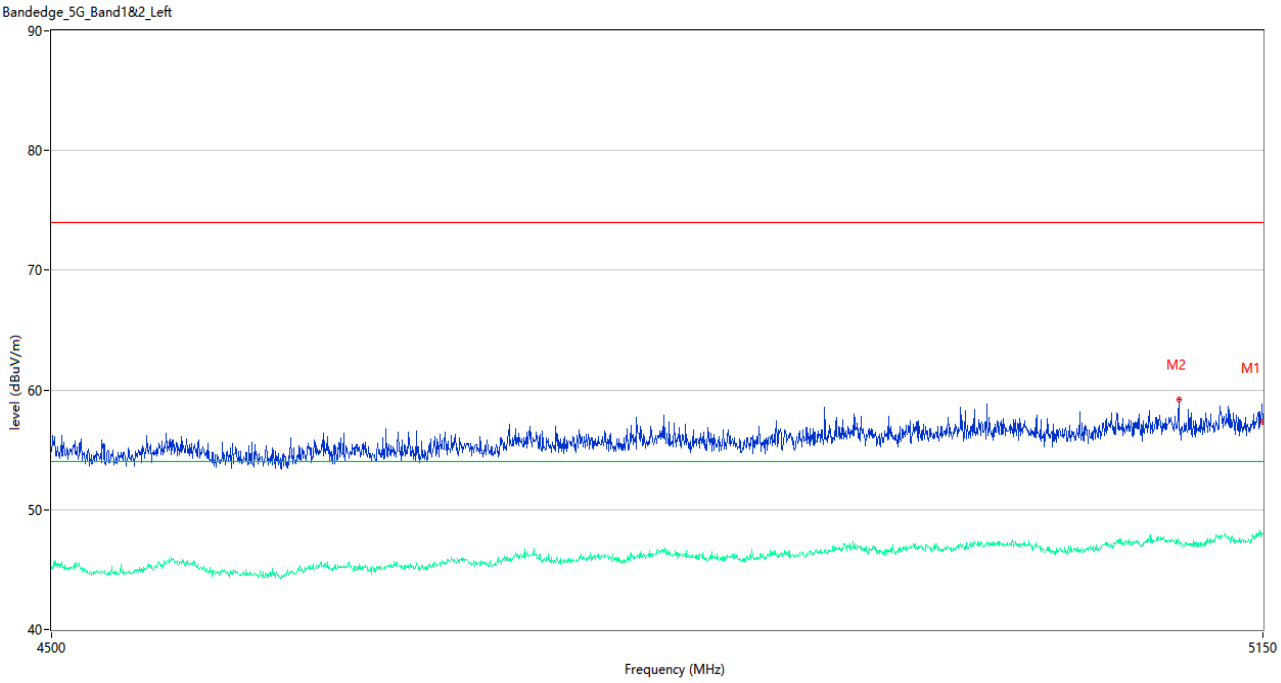

No.	Frequency (MHz)	Results (dBuV/m)	Factor (dB)	Limit (dBuV/m)	Over Limit (dB)	Detector	Table (Degree)	Height (cm)	Antenna	Verdict
1	5150.000	57.31	3.94	74.0	-16.69	Peak	30.00	150	Horizontal	Pass
1**	5150.000	48.02	3.94	54.0	-5.98	AV	30.00	150	Horizontal	Pass
2	5101.900	59.25	4.13	74.0	-14.75	Peak	23.00	150	Horizontal	Pass
2**	5101.900	47.05	4.13	54.0	-6.95	AV	23.00	150	Horizontal	Pass

U-NII-2A 11ac40 CH62

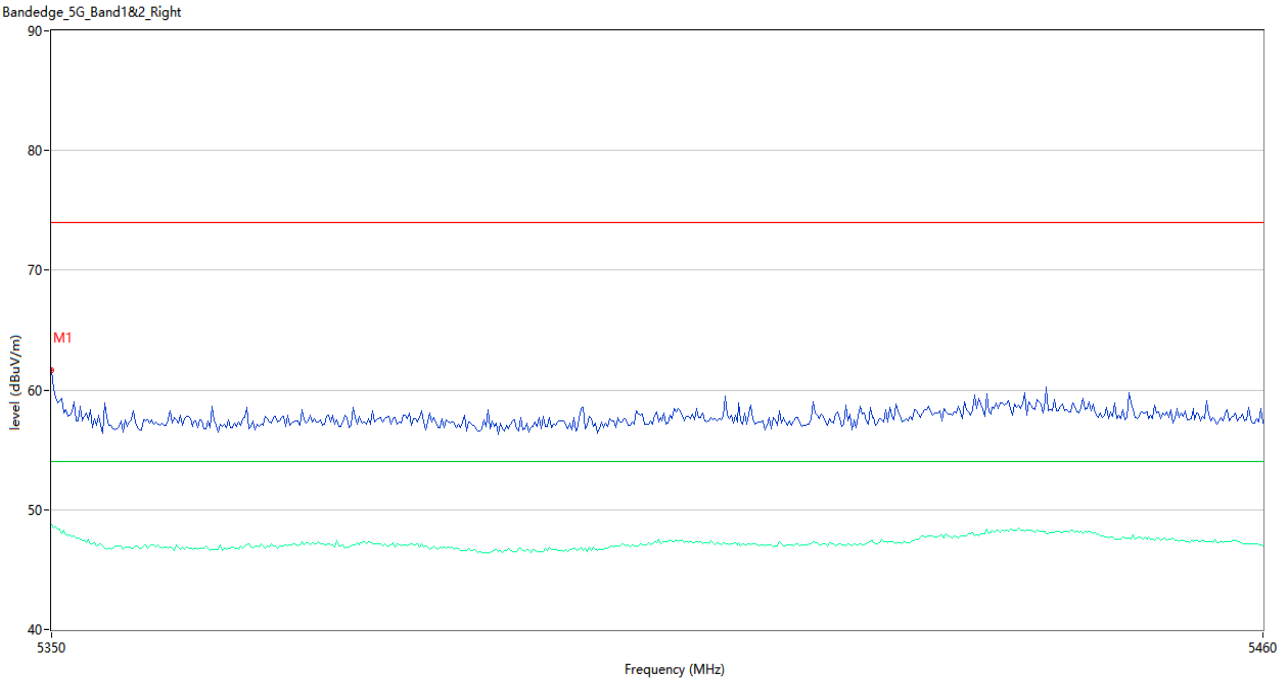

No.	Frequency (MHz)	Results (dBuV/m)	Factor (dB)	Limit (dBuV/m)	Over Limit (dB)	Detector	Table (Degree)	Height (cm)	Antenna	Verdict
1	5350.000	61.61	3.96	74.0	-12.39	Peak	169.00	150	Horizontal	Pass
1**	5350.000	48.80	3.96	54.0	-5.20	AV	169.00	150	Horizontal	Pass

U-NII-2A 11ac80 CH58

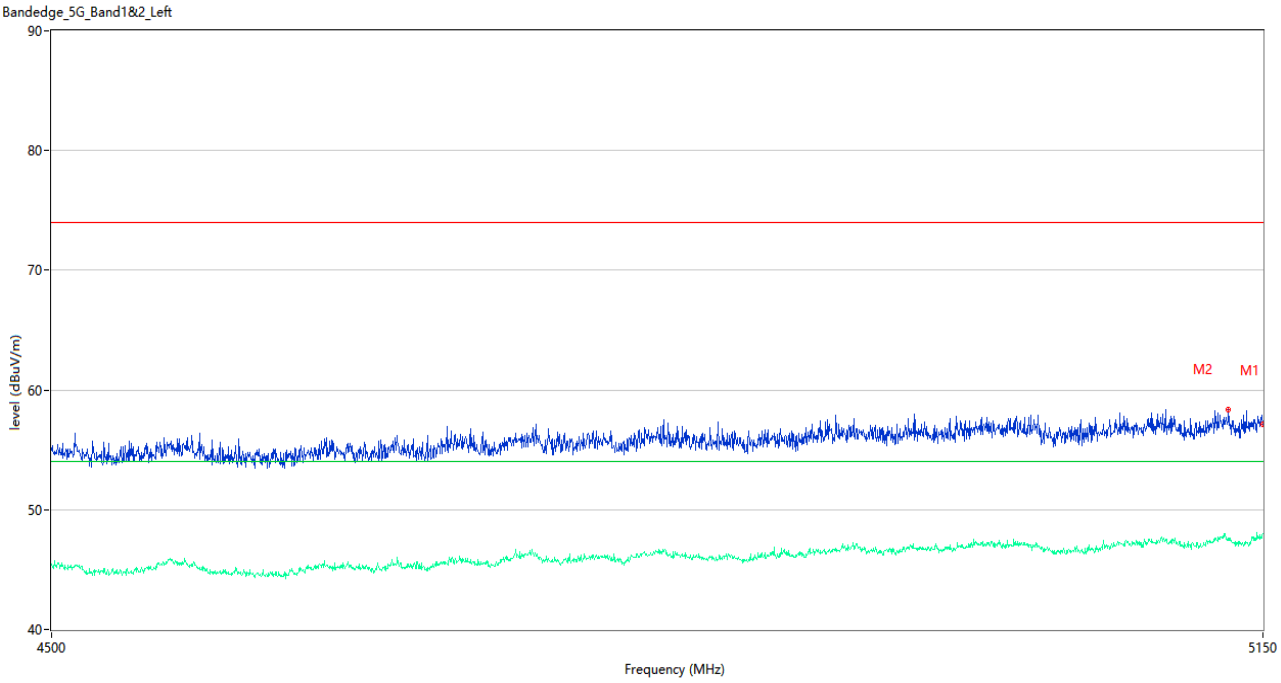

No.	Frequency (MHz)	Results (dBuV/m)	Factor (dB)	Limit (dBuV/m)	Over Limit (dB)	Detector	Table (Degree)	Height (cm)	Antenna	Verdict
1	5150.000	57.15	3.94	74.0	-16.85	Peak	261.00	150	Horizontal	Pass
1**	5150.000	48.03	3.94	54.0	-5.97	AV	261.00	150	Horizontal	Pass
2	5130.175	58.32	4.03	74.0	-15.68	Peak	101.00	150	Horizontal	Pass
2**	5130.175	47.48	4.03	54.0	-6.52	AV	101.00	150	Horizontal	Pass

U-NII-2A 11ac80 CH58

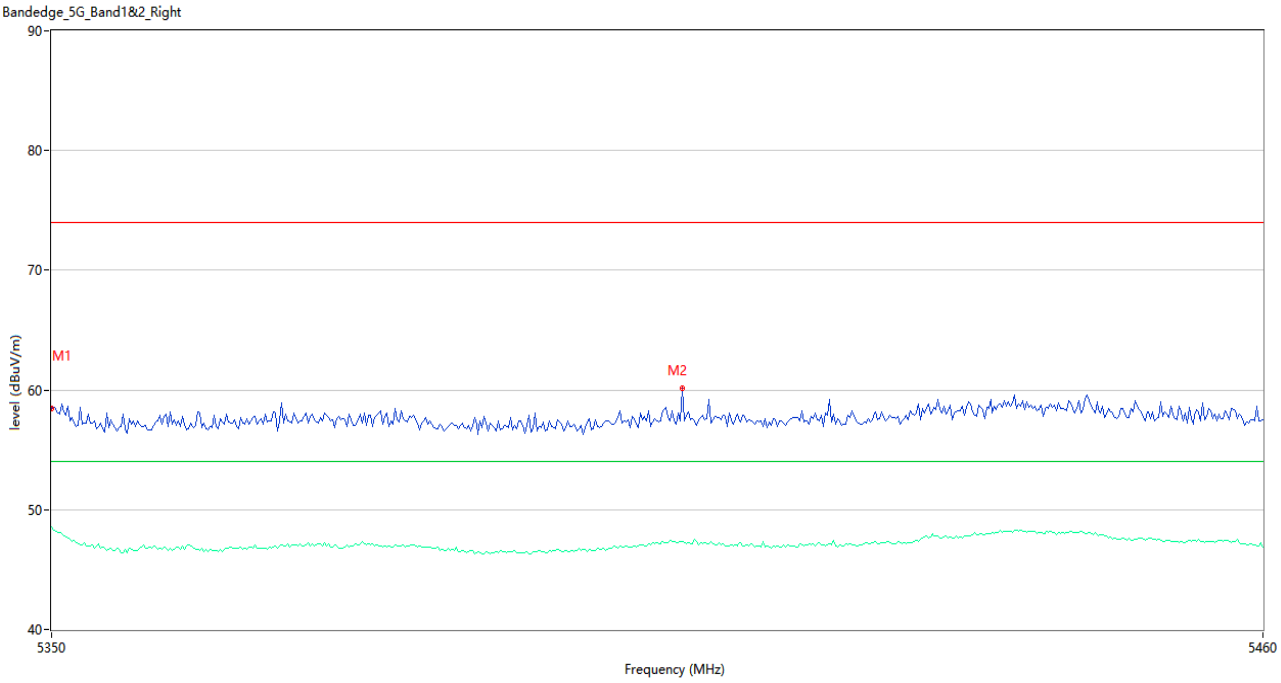

No.	Frequency (MHz)	Results (dBuV/m)	Factor (dB)	Limit (dBuV/m)	Over Limit (dB)	Detector	Table (Degree)	Height (cm)	Antenna	Verdict
1	5350.000	58.48	3.96	74.0	-15.52	Peak	188.00	150	Horizontal	Pass
1**	5350.000	48.61	3.96	54.0	-5.39	AV	188.00	150	Horizontal	Pass
2	5407.016	60.13	4.08	74.0	-13.87	Peak	312.00	150	Horizontal	Pass
2**	5407.016	47.32	4.08	54.0	-6.68	AV	312.00	150	Horizontal	Pass

U-NII-2C 11a CH100

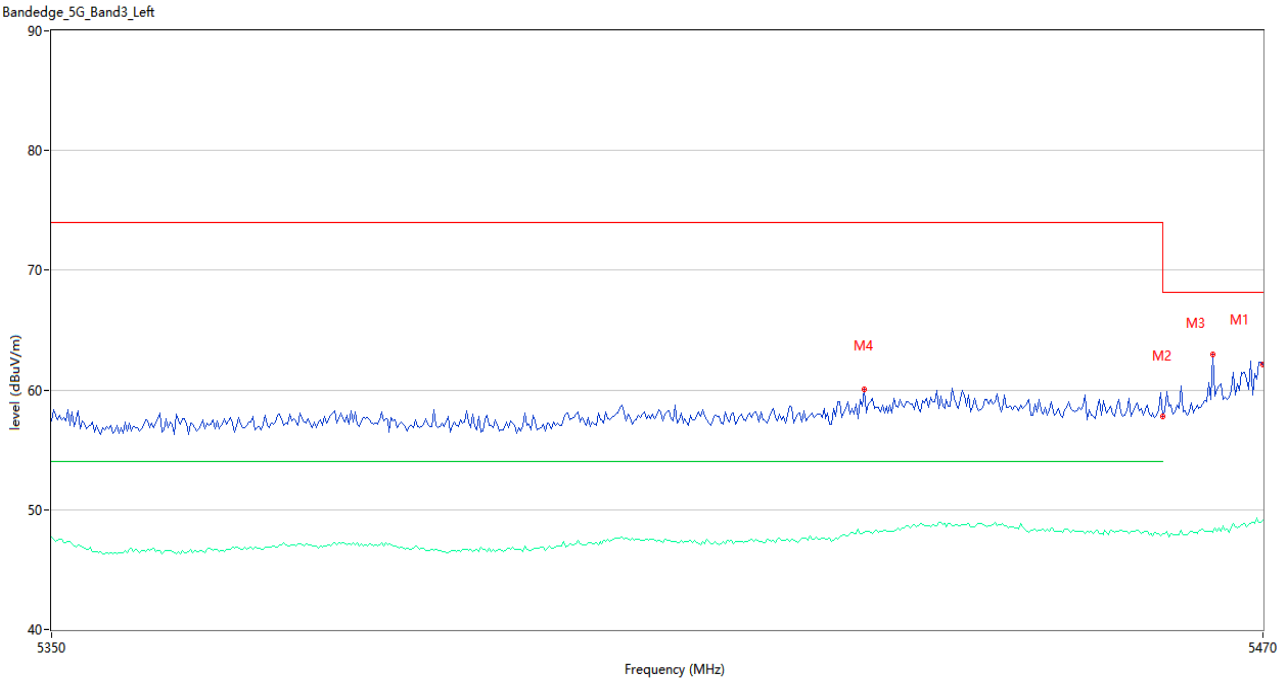

No.	Frequency (MHz)	Results (dBuV/m)	Factor (dB)	Limit (dBuV/m)	Over Limit (dB)	Detector	Table (Degree)	Height (cm)	Antenna	Verdict
1	5470.000	62.16	3.80	68.2	-6.04	Peak	182.00	150	Horizontal	Pass
1**	5470.000	49.17	3.80	--	--	AV	182.00	150	Horizontal	N/A
2	5460.000	57.84	4.23	74.0	-16.16	Peak	138.00	150	Horizontal	Pass
2**	5460.000	48.04	4.23	54.0	-5.96	AV	138.00	150	Horizontal	Pass
3	5465.000	62.97	4.07	68.2	-5.23	Peak	192.00	150	Horizontal	Pass
3**	5465.000	48.13	4.07	--	--	AV	192.00	150	Horizontal	N/A
4	5430.200	60.06	4.69	74.0	-13.94	Peak	154.00	150	Horizontal	Pass
4**	5430.200	48.13	4.69	54.0	-5.87	AV	154.00	150	Horizontal	Pass

U-NII-2C 11a CH140

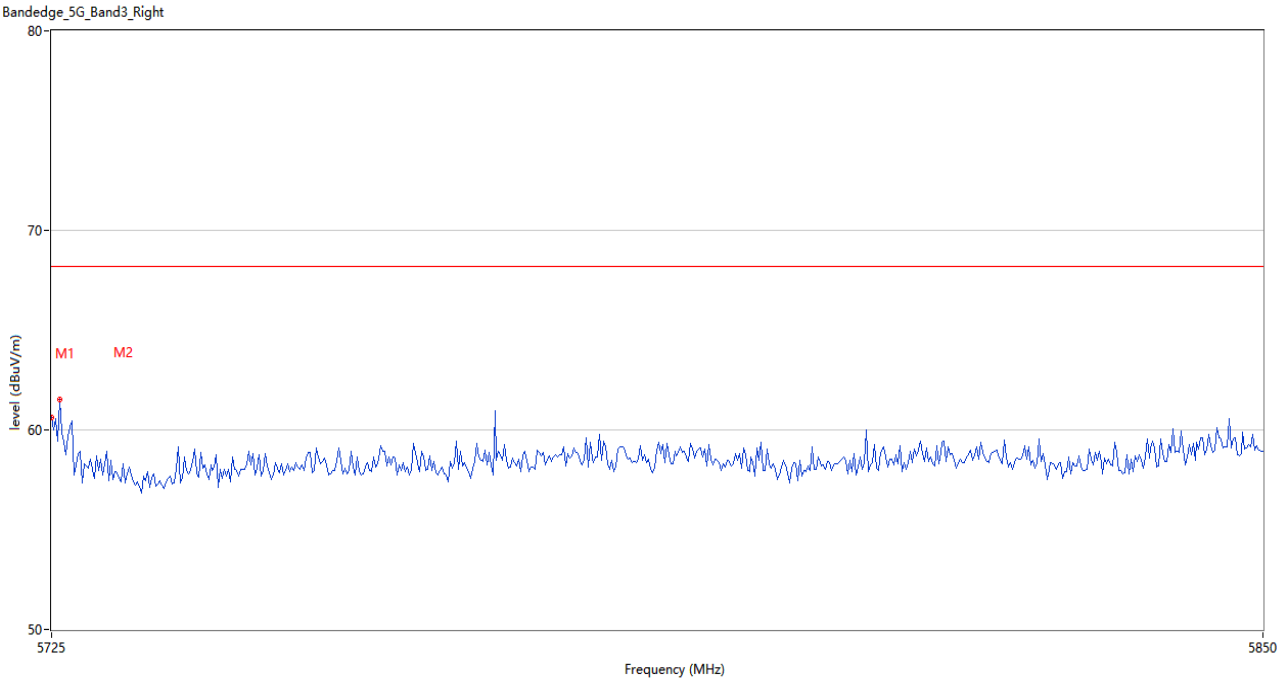

No.	Frequency (MHz)	Results (dBuV/m)	Factor (dB)	Limit (dBuV/m)	Over Limit (dB)	Detector	Table (Degree)	Height (cm)	Antenna	Verdict
1	5725.000	60.65	4.45	68.2	-7.55	Peak	262.00	150	Horizontal	Pass
2	5725.834	61.55	4.38	68.2	-6.65	Peak	207.00	150	Horizontal	Pass

U-NII-2C 11n20 CH100

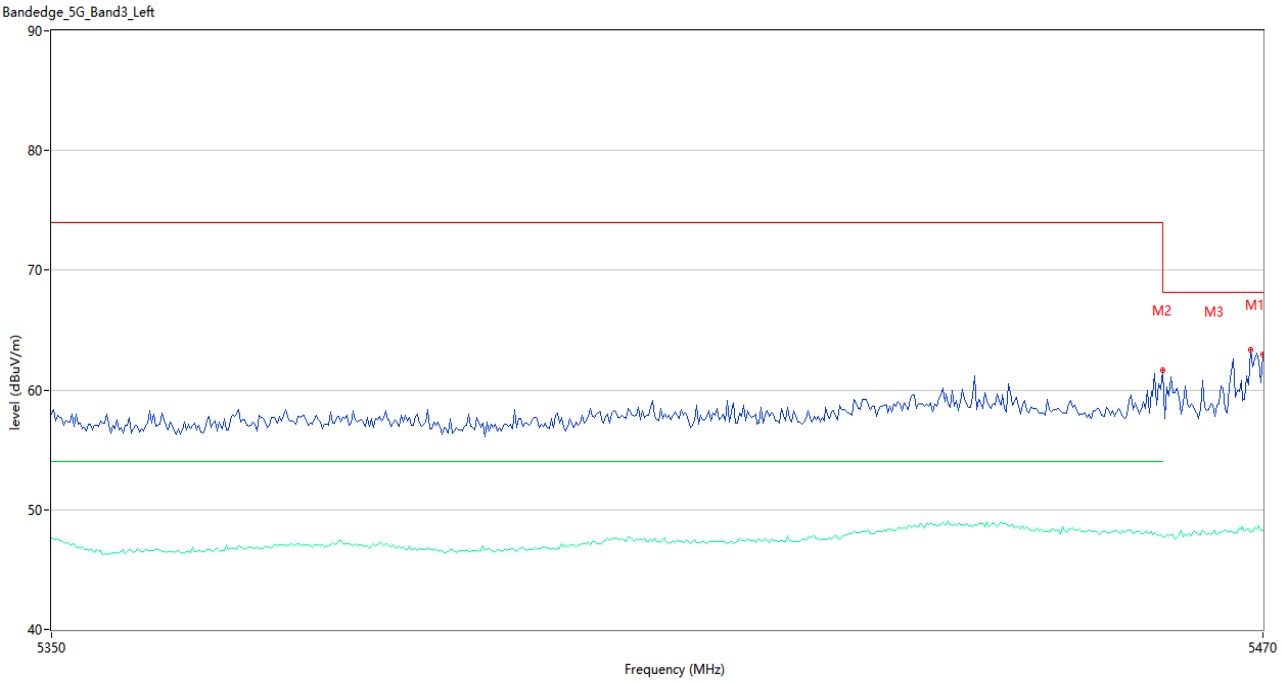

No.	Frequency (MHz)	Results (dBuV/m)	Factor (dB)	Limit (dBuV/m)	Over Limit (dB)	Detector	Table (Degree)	Height (cm)	Antenna	Verdict
1	5470.000	62.98	3.80	68.2	-5.22	Peak	198.00	150	Horizontal	Pass
1**	5470.000	48.31	3.80	--	--	AV	198.00	150	Horizontal	N/A
2	5460.000	63.16	4.23	74.0	-12.31	Peak	203.00	150	Horizontal	Pass
2**	5460.000	47.73	4.23	54.0	-6.27	AV	203.00	150	Horizontal	Pass
3	5468.800	62.39	3.86	68.2	-5.04	Peak	201.00	150	Horizontal	Pass
3**	5468.800	48.11	3.86	--	--	AV	201.00	150	Horizontal	N/A

U-NII-2C 11n20 CH140

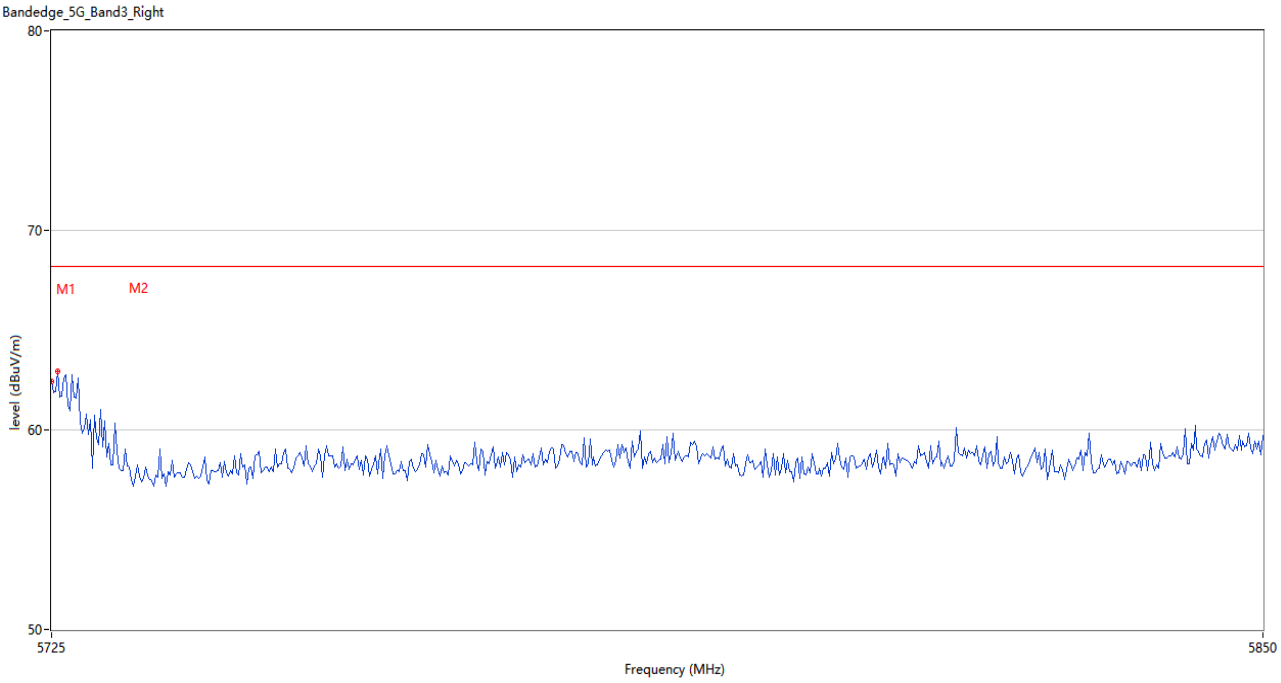

No.	Frequency (MHz)	Results (dBuV/m)	Factor (dB)	Limit (dBuV/m)	Over Limit (dB)	Detector	Table (Degree)	Height (cm)	Antenna	Verdict
1	5725.000	62.44	4.45	68.2	-5.76	Peak	234.00	150	Horizontal	Pass
2	5725.625	62.92	4.40	68.2	-5.28	Peak	213.00	150	Horizontal	Pass

U-NII-2C 11n40 CH102

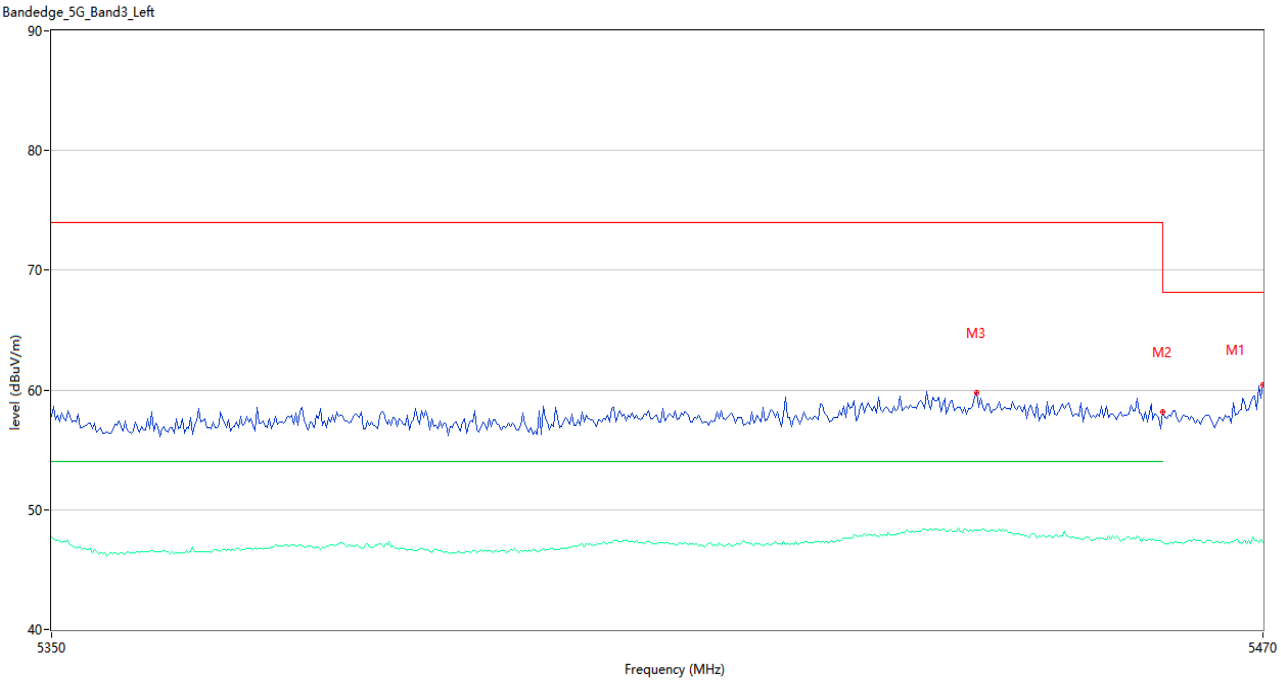

No.	Frequency (MHz)	Results (dBuV/m)	Factor (dB)	Limit (dBuV/m)	Over Limit (dB)	Detector	Table (Degree)	Height (cm)	Antenna	Verdict
1	5470.000	60.40	3.80	68.2	-7.80	Peak	182.00	150	Horizontal	Pass
1**	5470.000	47.24	3.80	--	--	AV	182.00	150	Horizontal	N/A
2	5460.000	58.18	4.23	74.0	-15.82	Peak	78.00	150	Horizontal	Pass
2**	5460.000	47.29	4.23	54.0	-6.71	AV	78.00	150	Horizontal	Pass
3	5441.400	59.81	4.96	74.0	-14.19	Peak	141.00	150	Horizontal	Pass
3**	5441.400	48.29	4.96	54.0	-5.71	AV	141.00	150	Horizontal	Pass

U-NII-2C 11n40 CH134

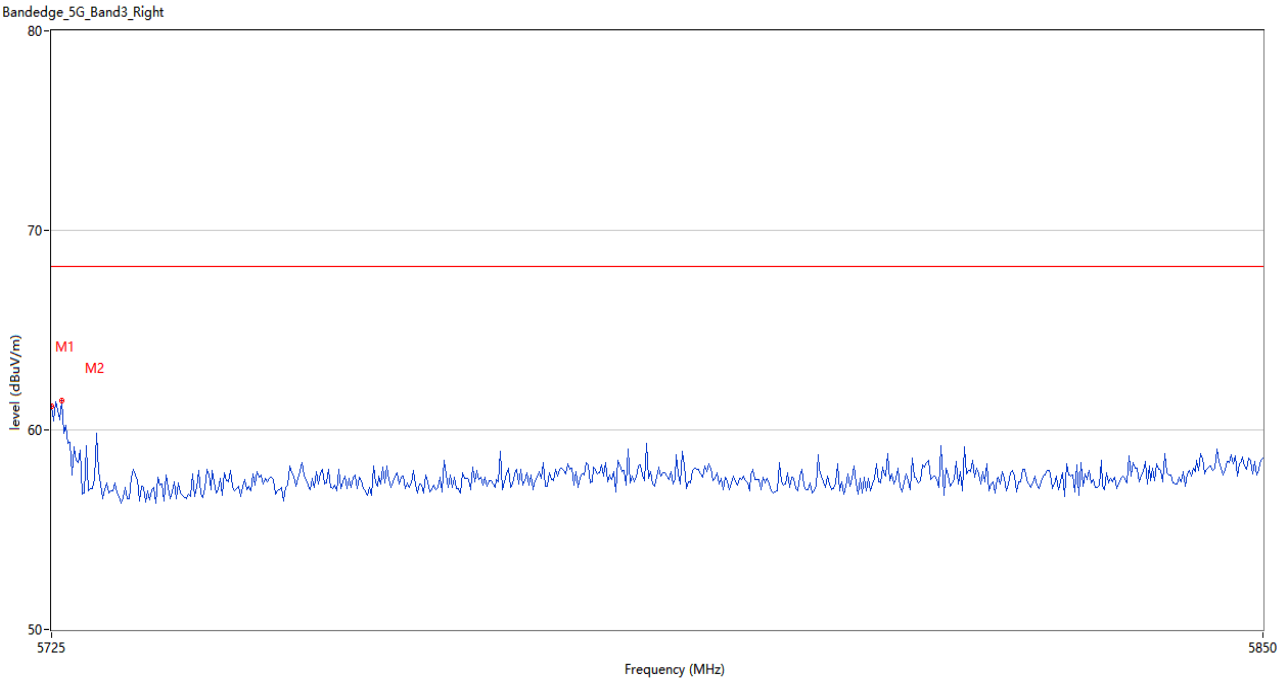

No.	Frequency (MHz)	Results (dBuV/m)	Factor (dB)	Limit (dBuV/m)	Over Limit (dB)	Detector	Table (Degree)	Height (cm)	Antenna	Verdict
1	5725.000	61.18	4.45	68.2	-7.02	Peak	207.00	150	Horizontal	Pass
2	5726.042	61.45	4.36	68.2	-6.75	Peak	185.00	150	Horizontal	Pass

U-NII-2C 11ac20 CH100

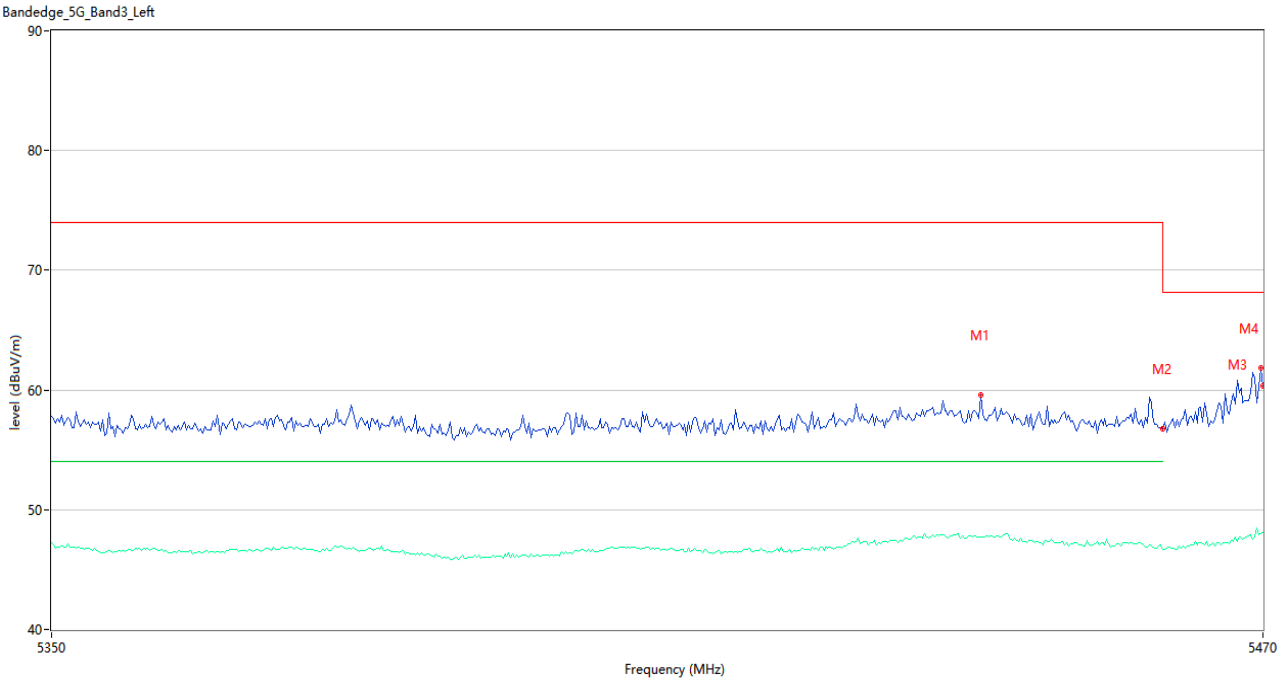

No.	Frequency (MHz)	Results (dBuV/m)	Factor (dB)	Limit (dBuV/m)	Over Limit (dB)	Detector	Table (Degree)	Height (cm)	Antenna	Verdict
1	5441.800	59.58	4.96	74.0	-14.42	Peak	178.00	150	Horizontal	Pass
1**	5441.800	47.76	4.96	54.0	-6.24	AV	178.00	150	Horizontal	Pass
2	5460.000	56.75	4.23	74.0	-17.25	Peak	185.00	150	Horizontal	Pass
2**	5460.000	46.69	4.23	54.0	-7.31	AV	185.00	150	Horizontal	Pass
3	5469.800	61.84	3.78	68.2	-6.36	Peak	193.00	150	Horizontal	Pass
3**	5469.800	48.01	3.78	--	-	AV	193.00	150	Horizontal	N/A
4	5470.000	60.37	3.80	68.2	-7.83	Peak	180.00	150	Horizontal	Pass
4**	5470.000	48.11	3.80	--	-	AV	180.00	150	Horizontal	N/A

U-NII-2C 11ac20 CH140

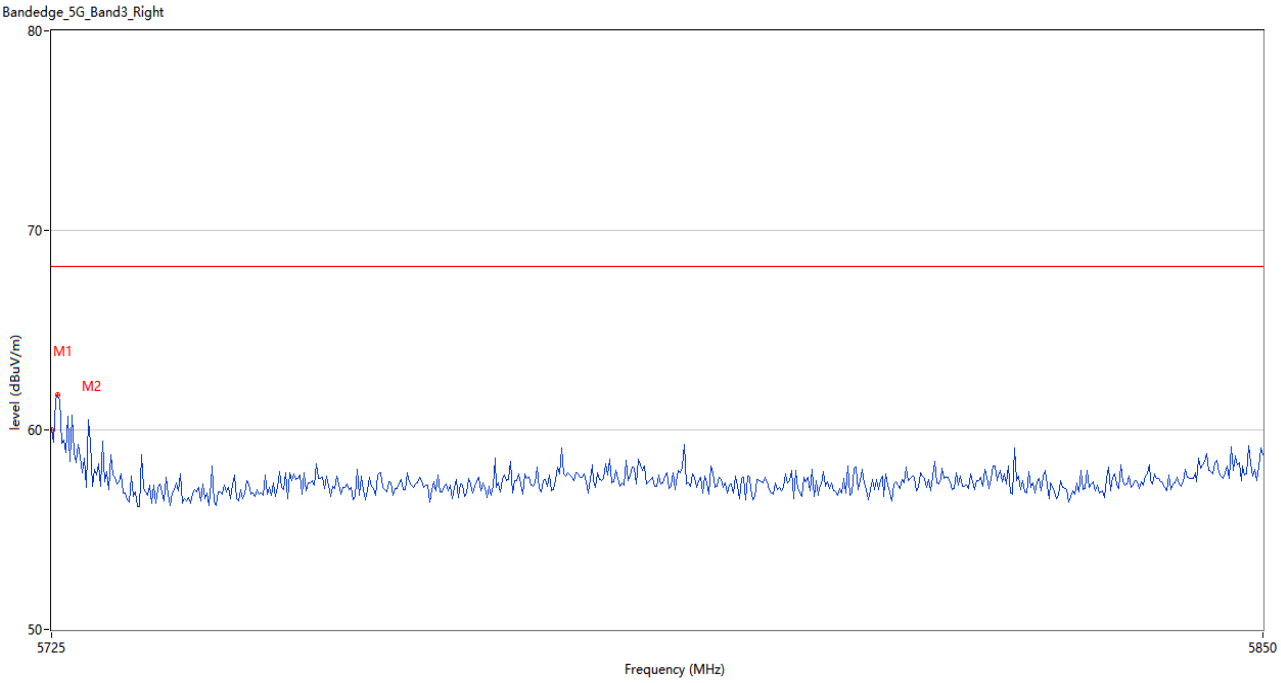

No.	Frequency (MHz)	Results (dBuV/m)	Factor (dB)	Limit (dBuV/m)	Over Limit (dB)	Detector	Table (Degree)	Height (cm)	Antenna	Verdict
1	5725.000	59.98	4.45	68.2	-8.22	Peak	200.00	150	Horizontal	Pass
2	5725.625	61.73	4.40	68.2	-6.47	Peak	248.00	150	Horizontal	Pass

U-NII-2C 11ac40 CH102

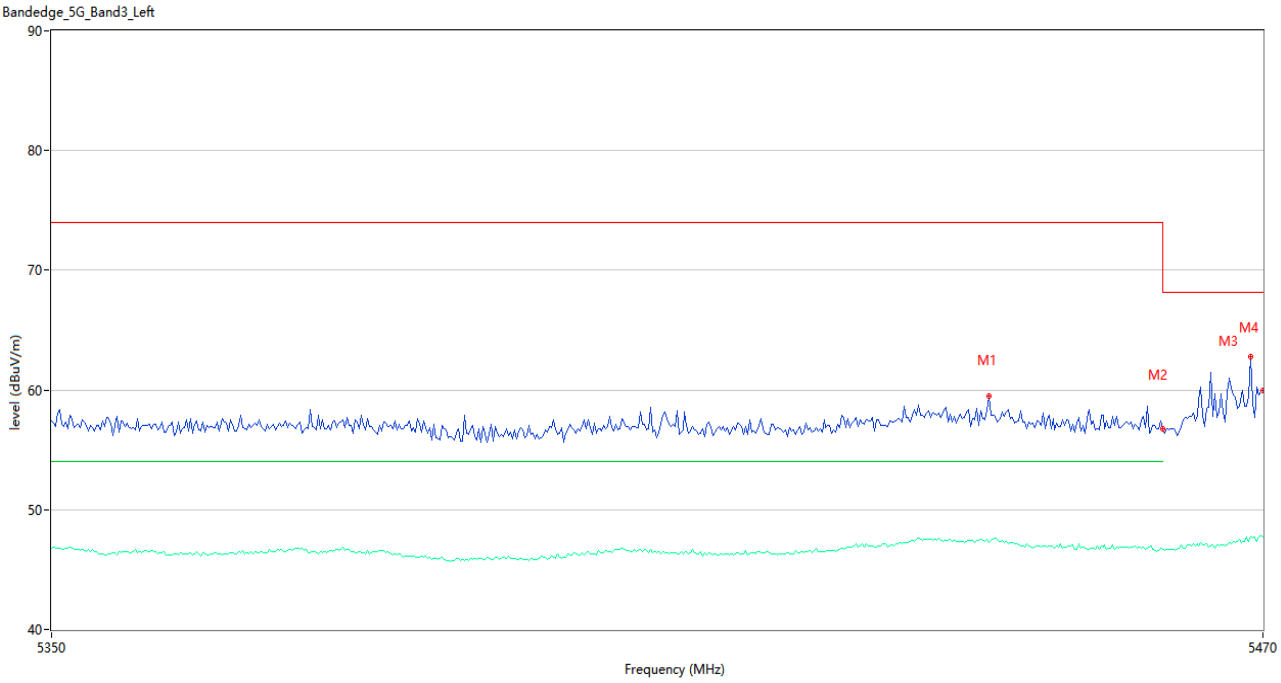

No.	Frequency (MHz)	Results (dBuV/m)	Factor (dB)	Limit (dBuV/m)	Over Limit (dB)	Detector	Table (Degree)	Height (cm)	Antenna	Verdict
1	5442.600	59.52	4.97	74.0	-14.48	Peak	29.00	150	Horizontal	Pass
1**	5442.600	47.22	4.97	54.0	-6.78	AV	29.00	150	Horizontal	Pass
2	5460.000	56.76	4.23	74.0	-17.24	Peak	177.00	150	Horizontal	Pass
2**	5460.000	46.66	4.23	54.0	-7.34	AV	177.00	150	Horizontal	Pass
3	5468.800	62.82	3.86	68.2	-5.38	Peak	199.00	150	Horizontal	Pass
3**	5468.800	47.76	3.86	--	--	AV	199.00	150	Horizontal	N/A
4	5470.000	59.95	3.80	68.2	-8.25	Peak	183.00	150	Horizontal	Pass
4**	5470.000	47.68	3.80	--	--	AV	183.00	150	Horizontal	N/A

U-NII-2C 11ac40 CH134

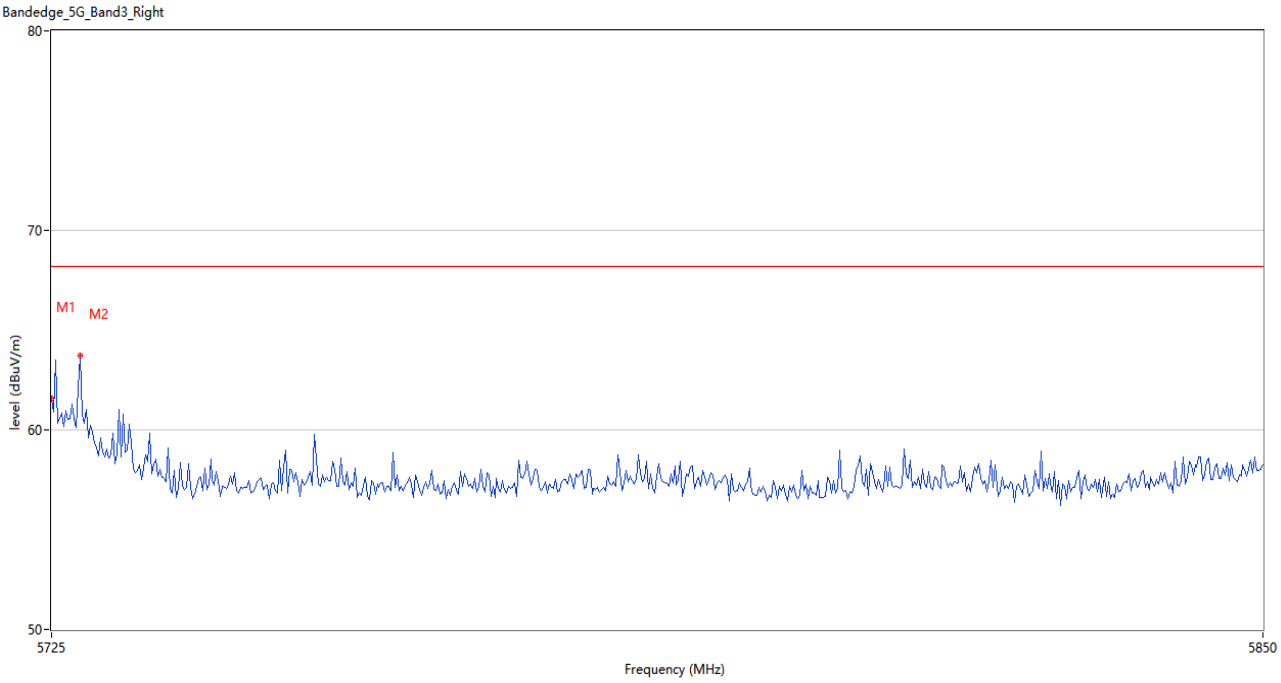

No.	Frequency (MHz)	Results (dBuV/m)	Factor (dB)	Limit (dBuV/m)	Over Limit (dB)	Detector	Table (Degree)	Height (cm)	Antenna	Verdict
1	5725.000	61.59	4.45	68.2	-6.61	Peak	187.00	150	Horizontal	Pass
2	5727.917	63.11	4.14	68.2	-5.09	Peak	204.00	150	Horizontal	Pass

U-NII-2C 11ac80 CH106

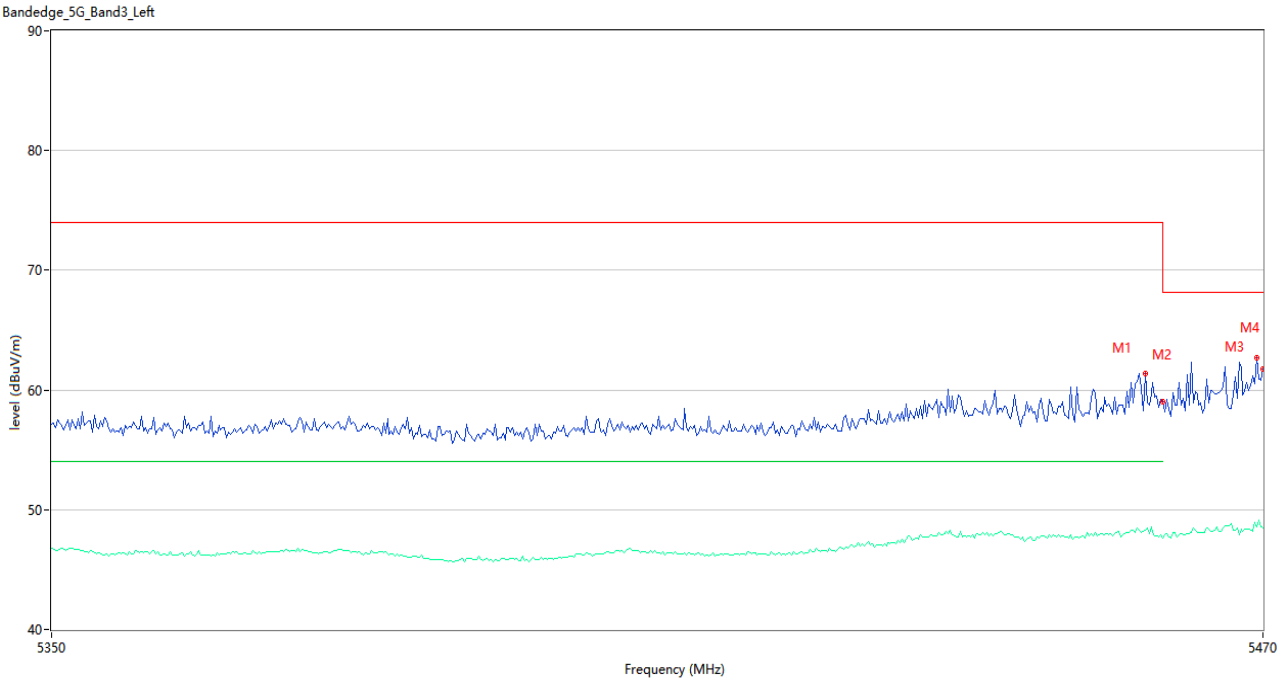

No.	Frequency (MHz)	Results (dBuV/m)	Factor (dB)	Limit (dBuV/m)	Over Limit (dB)	Detector	Table (Degree)	Height (cm)	Antenna	Verdict
1	5458.200	61.38	4.43	74.0	-12.62	Peak	231.00	150	Horizontal	Pass
1**	5458.200	48.27	4.43	54.0	-5.73	AV	231.00	150	Horizontal	Pass
2	5460.000	59.01	4.23	74.0	-14.99	Peak	201.00	150	Horizontal	Pass
2**	5460.000	47.59	4.23	54.0	-6.41	AV	201.00	150	Horizontal	Pass
3	5469.400	62.67	3.81	68.2	-5.53	Peak	201.00	150	Horizontal	Pass
3**	5469.400	48.60	3.81	--	--	AV	201.00	150	Horizontal	N/A
4	5470.000	61.75	3.80	68.2	-6.45	Peak	201.00	150	Horizontal	Pass
4**	5470.000	48.51	3.80	--	--	AV	201.00	150	Horizontal	N/A

U-NII-2C 11ac80 CH122

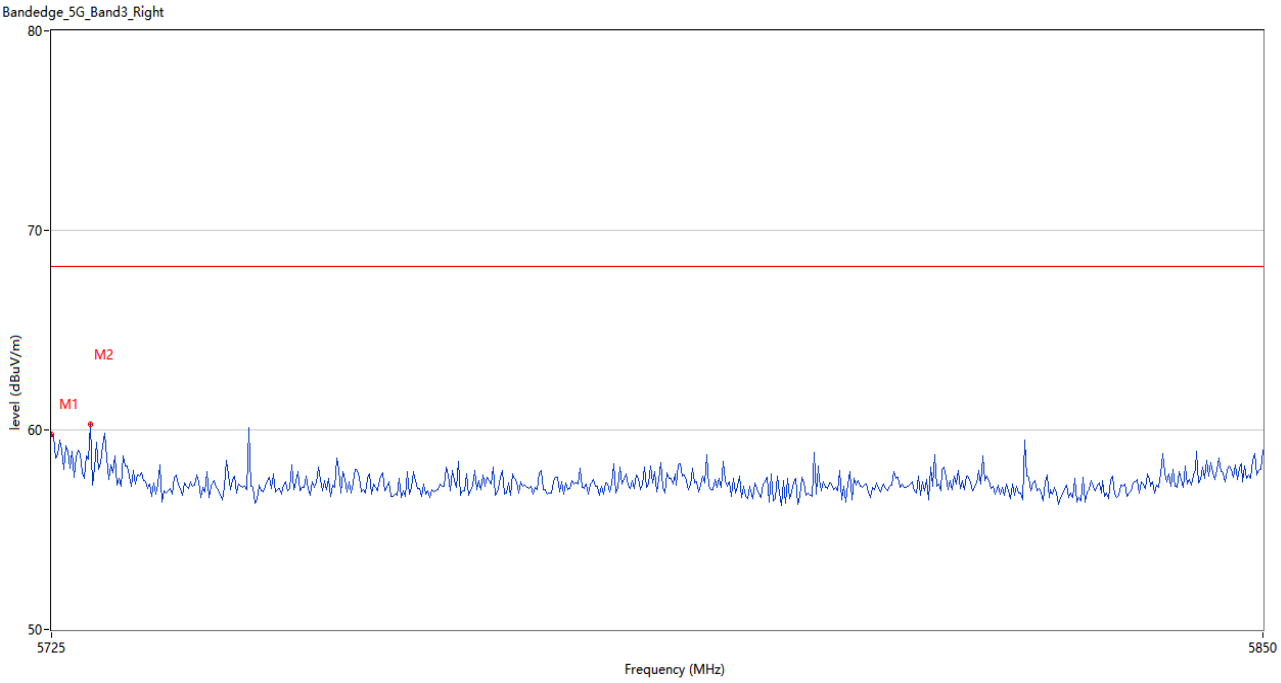

No.	Frequency (MHz)	Results (dBuV/m)	Factor (dB)	Limit (dBuV/m)	Over Limit (dB)	Detector	Table (Degree)	Height (cm)	Antenna	Verdict
1	5725.000	59.75	4.45	68.2	-8.45	Peak	199.00	150	Horizontal	Pass
2	5728.958	60.27	3.98	68.2	-7.93	Peak	192.00	150	Horizontal	Pass

U-NII-3 11a CH149

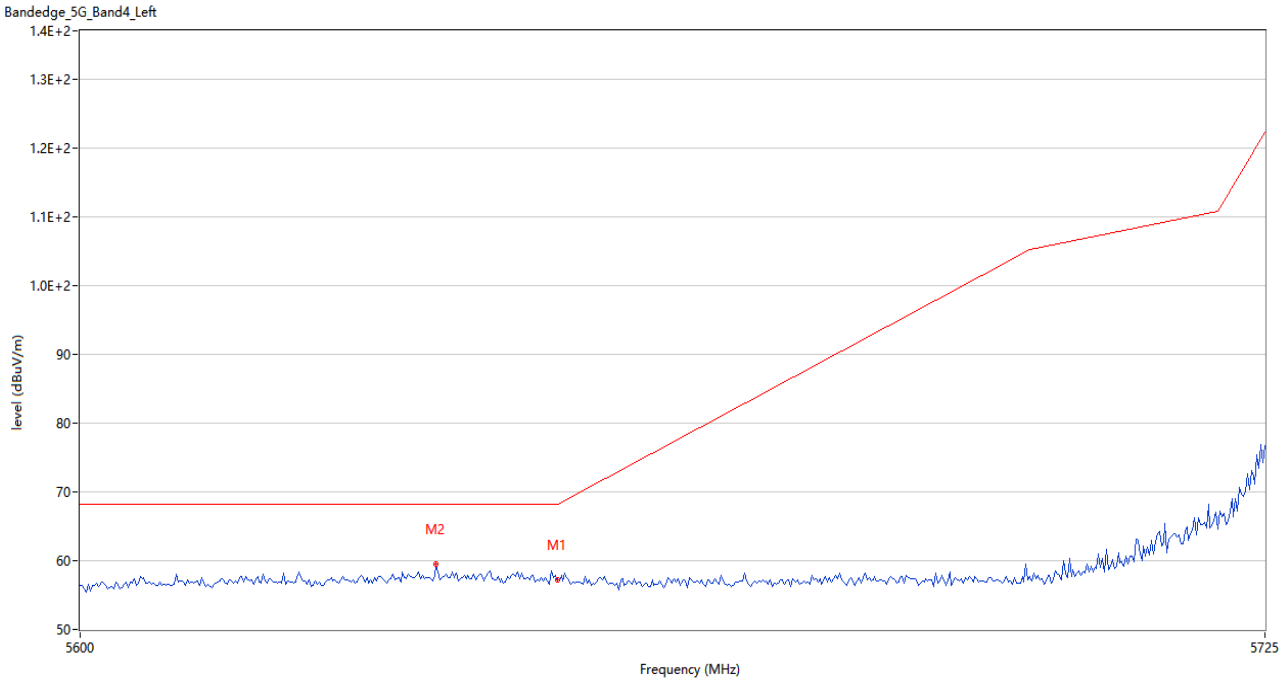

No.	Frequency (MHz)	Results (dBuV/m)	Factor (dB)	Limit (dBuV/m)	Over Limit (dB)	Detector	Table (Degree)	Height (cm)	Antenna	Verdict
1	5650.000	57.26	4.91	68.2	-10.94	Peak	3.00	150	Horizontal	Pass
2	5637.292	59.57	5.46	68.2	-8.63	Peak	320.00	150	Horizontal	Pass

U-NII-3 11a CH165

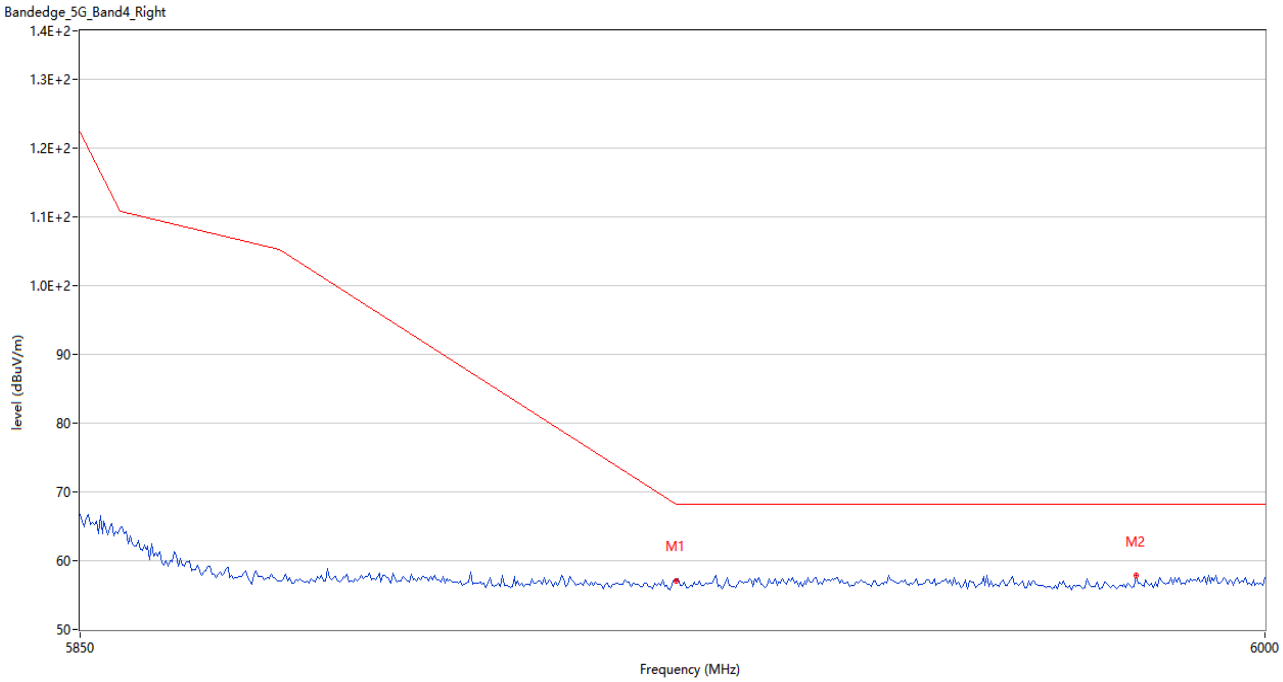

No.	Frequency (MHz)	Results (dBuV/m)	Factor (dB)	Limit (dBuV/m)	Over Limit (dB)	Detector	Table (Degree)	Height (cm)	Antenna	Verdict
1	5925.000	56.97	4.25	68.2	-11.23	Peak	222.00	150	Horizontal	Pass
2	5983.500	57.83	5.02	68.2	-10.37	Peak	19.00	150	Horizontal	Pass

U-NII-3 11n20 CH149

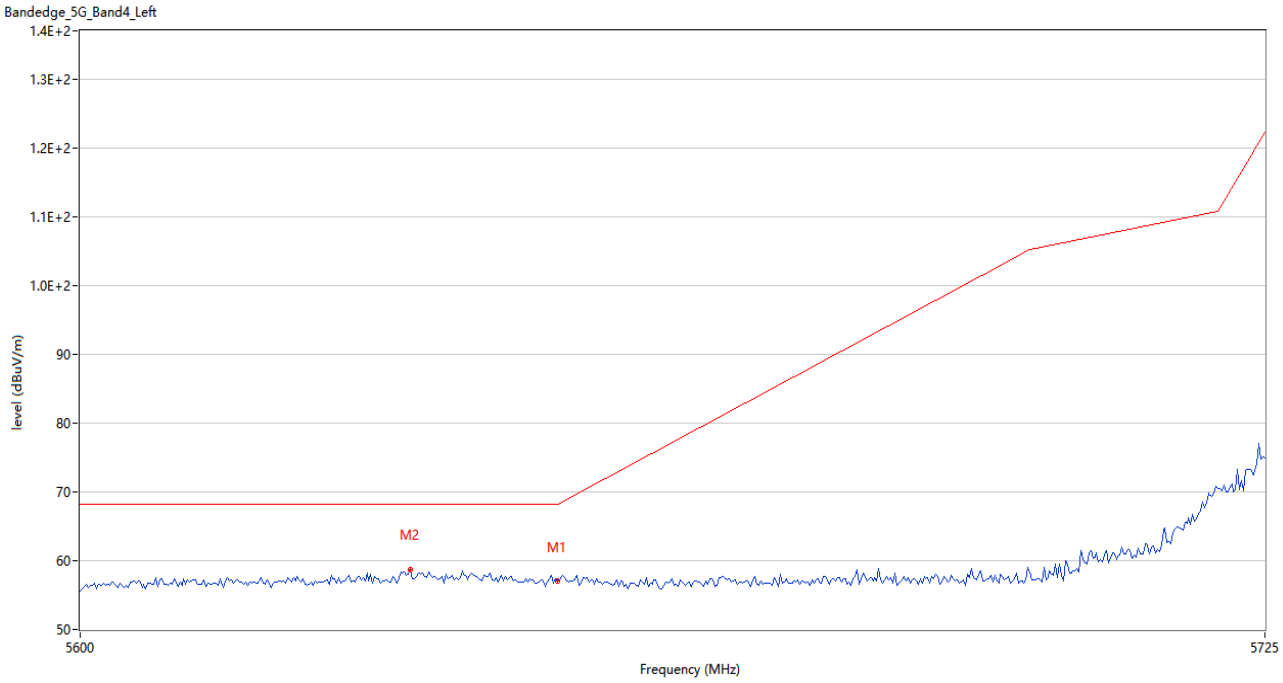

No.	Frequency (MHz)	Results (dBuV/m)	Factor (dB)	Limit (dBuV/m)	Over Limit (dB)	Detector	Table (Degree)	Height (cm)	Antenna	Verdict
1	5650.000	57.03	4.91	68.2	-11.17	Peak	272.00	150	Horizontal	Pass
2	5634.584	58.75	5.45	68.2	-9.45	Peak	195.00	150	Horizontal	Pass

U-NII-3 11n20 CH165

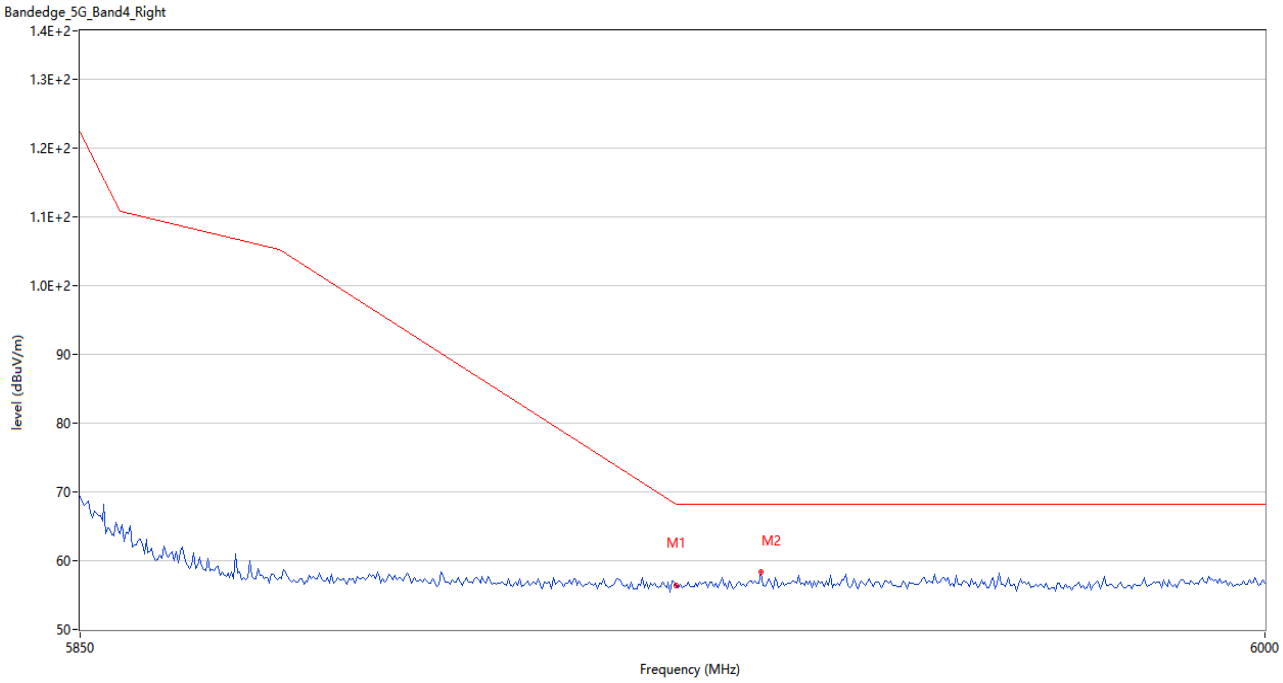

No.	Frequency (MHz)	Results (dBuV/m)	Factor (dB)	Limit (dBuV/m)	Over Limit (dB)	Detector	Table (Degree)	Height (cm)	Antenna	Verdict
1	5925.000	56.32	4.25	68.2	-11.88	Peak	216.00	150	Horizontal	Pass
2	5935.750	58.41	4.46	68.2	-9.79	Peak	167.00	150	Horizontal	Pass

U-NII-3 11n40 CH151

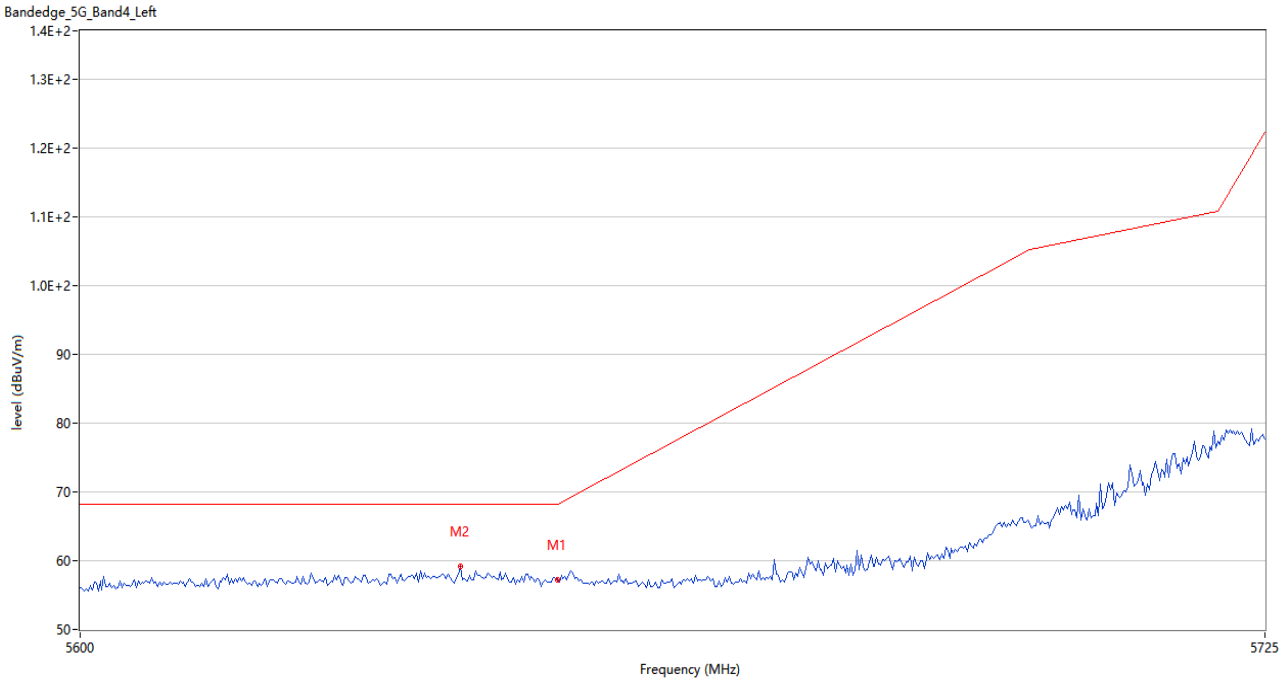

No.	Frequency (MHz)	Results (dBuV/m)	Factor (dB)	Limit (dBuV/m)	Over Limit (dB)	Detector	Table (Degree)	Height (cm)	Antenna	Verdict
1	5650.000	55.97	4.91	68.2	-12.23	Peak	166.00	150	Horizontal	Pass
2	5639.792	59.23	5.40	68.2	-8.97	Peak	12.00	150	Horizontal	Pass

U-NII-3 11n40 CH159

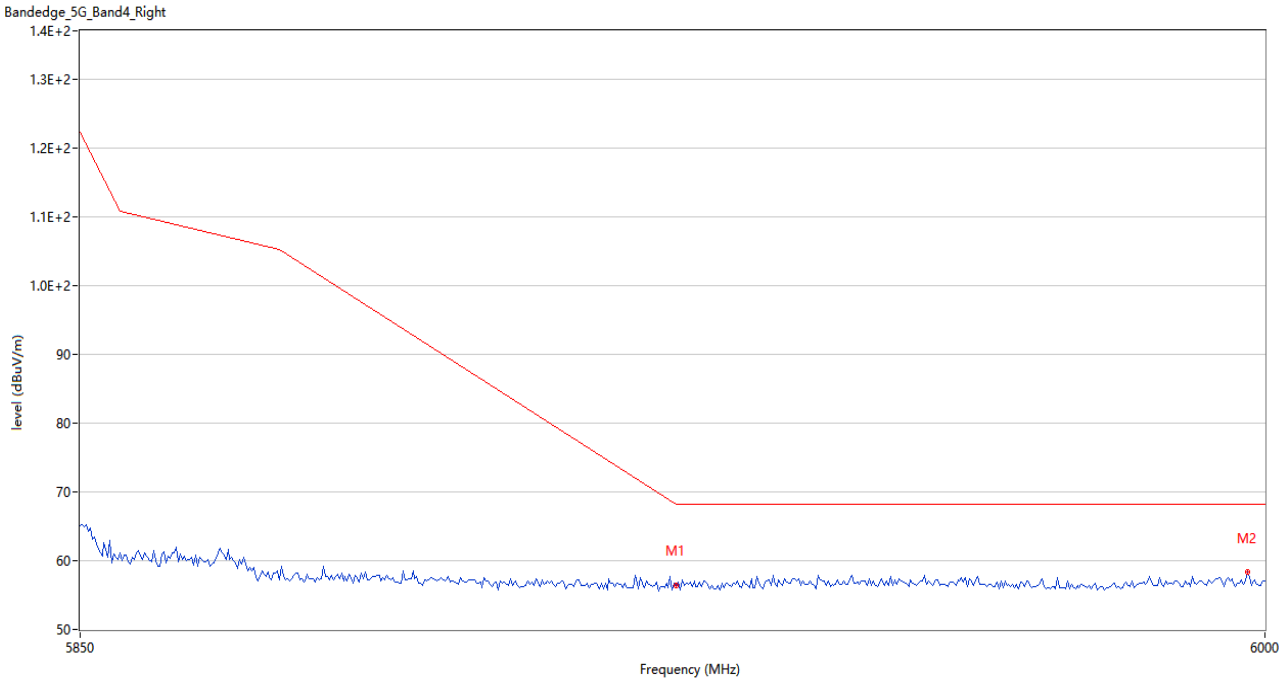

No.	Frequency (MHz)	Results (dBuV/m)	Factor (dB)	Limit (dBuV/m)	Over Limit (dB)	Detector	Table (Degree)	Height (cm)	Antenna	Verdict
1	5925.000	56.30	4.25	68.2	-11.90	Peak	300.00	150	Horizontal	Pass
2	5997.750	58.38	5.24	68.2	-9.82	Peak	45.00	150	Horizontal	Pass

U-NII-3 11ac20 CH149

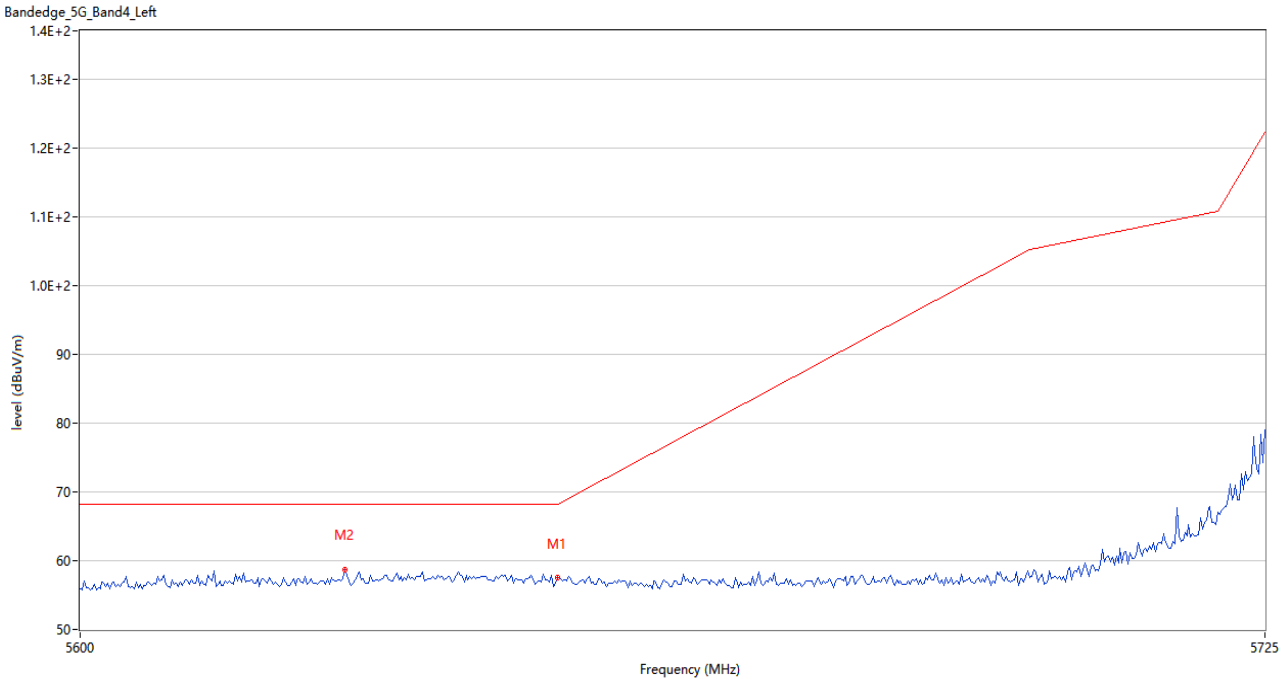

No.	Frequency (MHz)	Results (dBuV/m)	Factor (dB)	Limit (dBuV/m)	Over Limit (dB)	Detector	Table (Degree)	Height (cm)	Antenna	Verdict
1	5650.000	57.48	4.91	68.2	-10.72	Peak	298.00	150	Horizontal	Pass
2	5627.708	58.75	5.14	68.2	-9.45	Peak	187.00	150	Horizontal	Pass

U-NII-3 11ac20 CH165

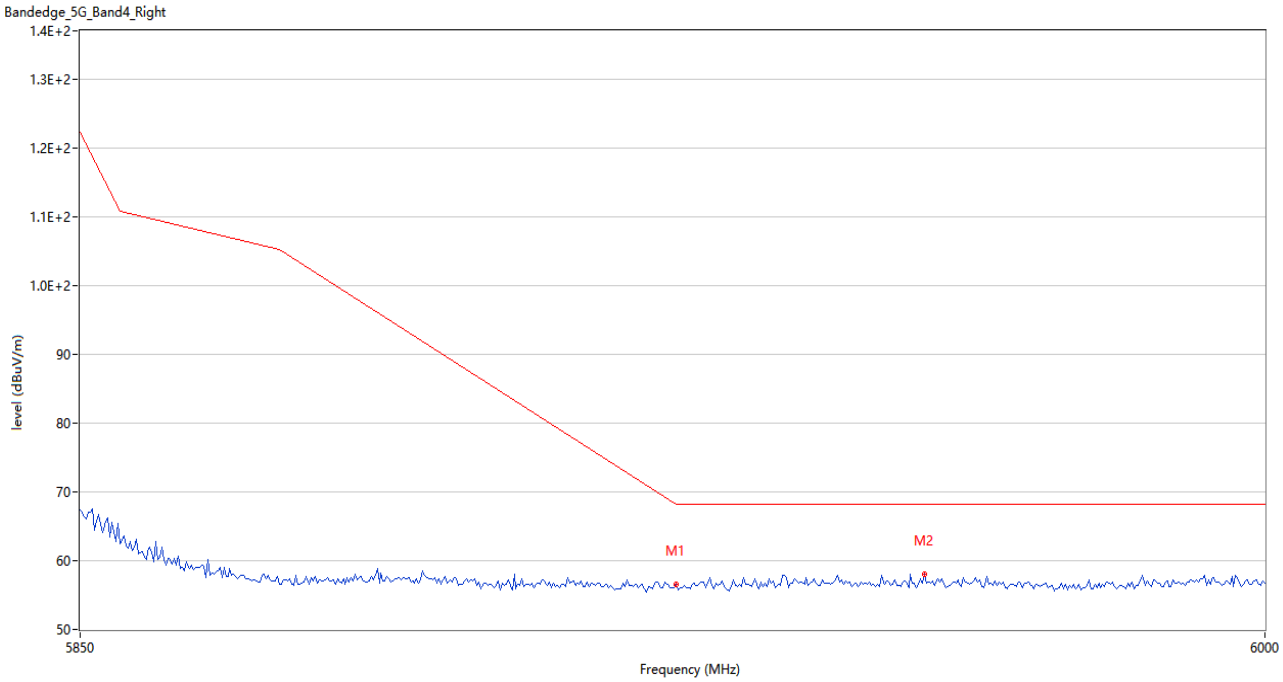

No.	Frequency (MHz)	Results (dBuV/m)	Factor (dB)	Limit (dBuV/m)	Over Limit (dB)	Detector	Table (Degree)	Height (cm)	Antenna	Verdict
1	5925.000	56.53	4.25	68.2	-11.67	Peak	75.00	150	Horizontal	Pass
2	5956.500	58.11	4.74	68.2	-10.09	Peak	15.00	150	Horizontal	Pass

U-NII-3 11ac40 CH151

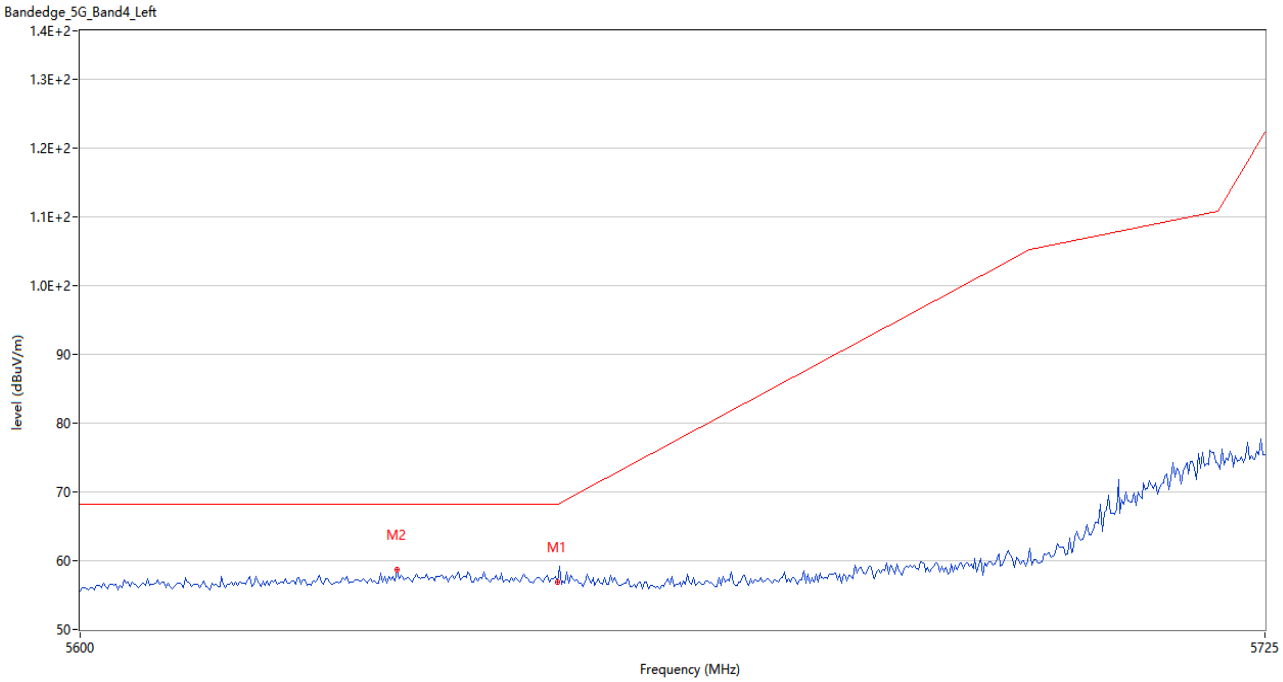

No.	Frequency (MHz)	Results (dBuV/m)	Factor (dB)	Limit (dBuV/m)	Over Limit (dB)	Detector	Table (Degree)	Height (cm)	Antenna	Verdict
1	5650.000	56.95	4.91	68.2	-11.25	Peak	352.00	150	Horizontal	Pass
2	5633.125	58.76	5.32	68.2	-9.44	Peak	360.00	150	Horizontal	Pass

U-NII-3 11ac40 CH159

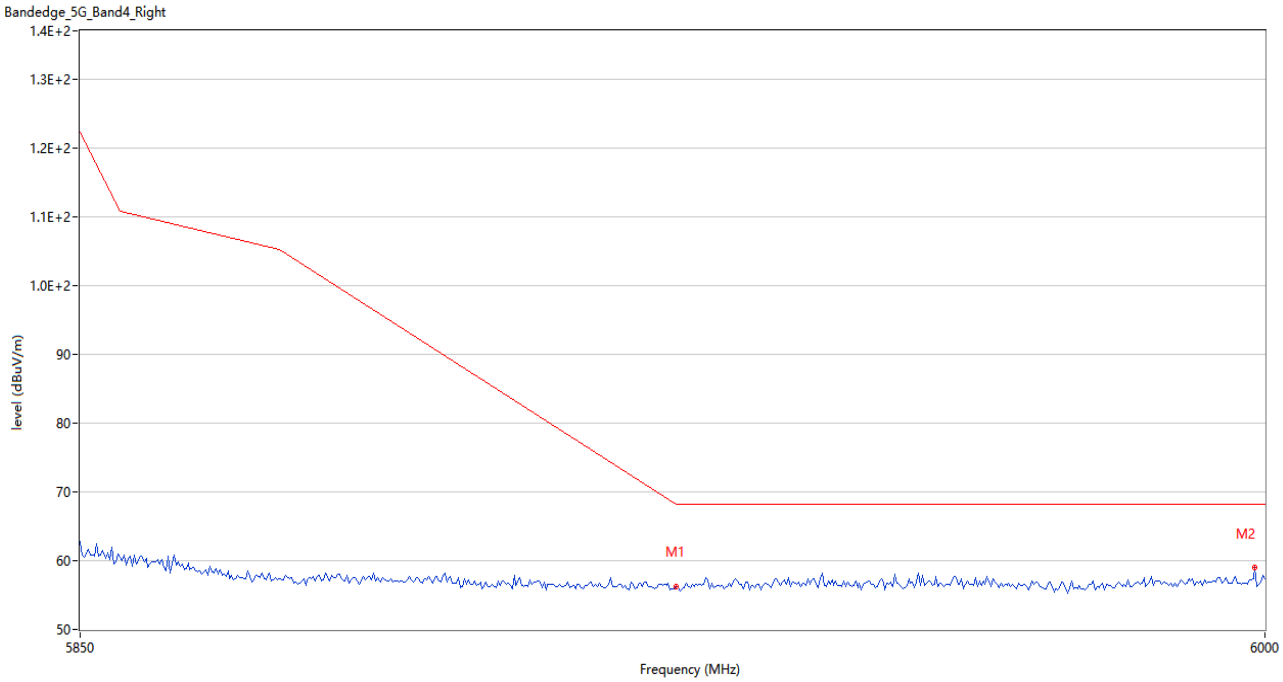

No.	Frequency (MHz)	Results (dBuV/m)	Factor (dB)	Limit (dBuV/m)	Over Limit (dB)	Detector	Table (Degree)	Height (cm)	Antenna	Verdict
1	5925.000	56.26	4.25	68.2	-11.94	Peak	35.00	150	Horizontal	Pass
2	5998.750	58.97	5.29	68.2	-9.23	Peak	6.00	150	Horizontal	Pass

U-NII-3 11ac80 CH155

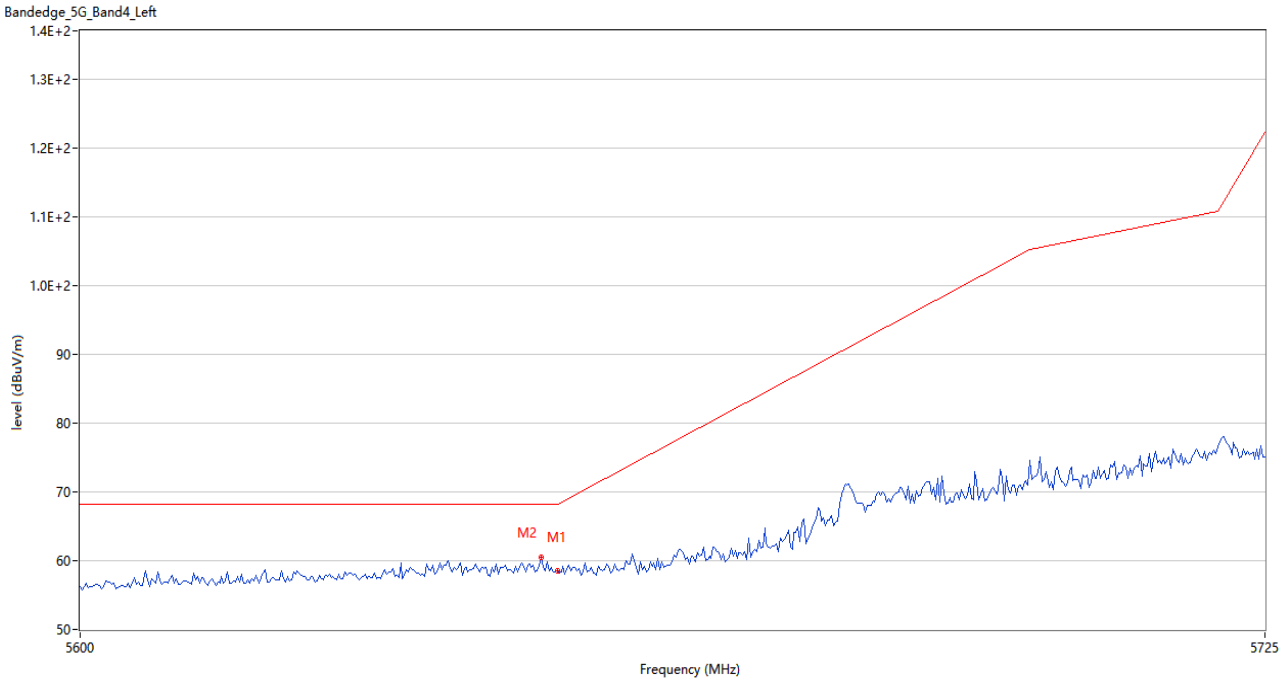

No.	Frequency (MHz)	Results (dBuV/m)	Factor (dB)	Limit (dBuV/m)	Over Limit (dB)	Detector	Table (Degree)	Height (cm)	Antenna	Verdict
1	5650.000	58.60	4.91	68.2	-9.60	Peak	226.00	150	Horizontal	Pass
2	5648.333	60.57	4.89	68.2	-7.63	Peak	204.00	150	Horizontal	Pass

U-NII-3 11ac80 CH155

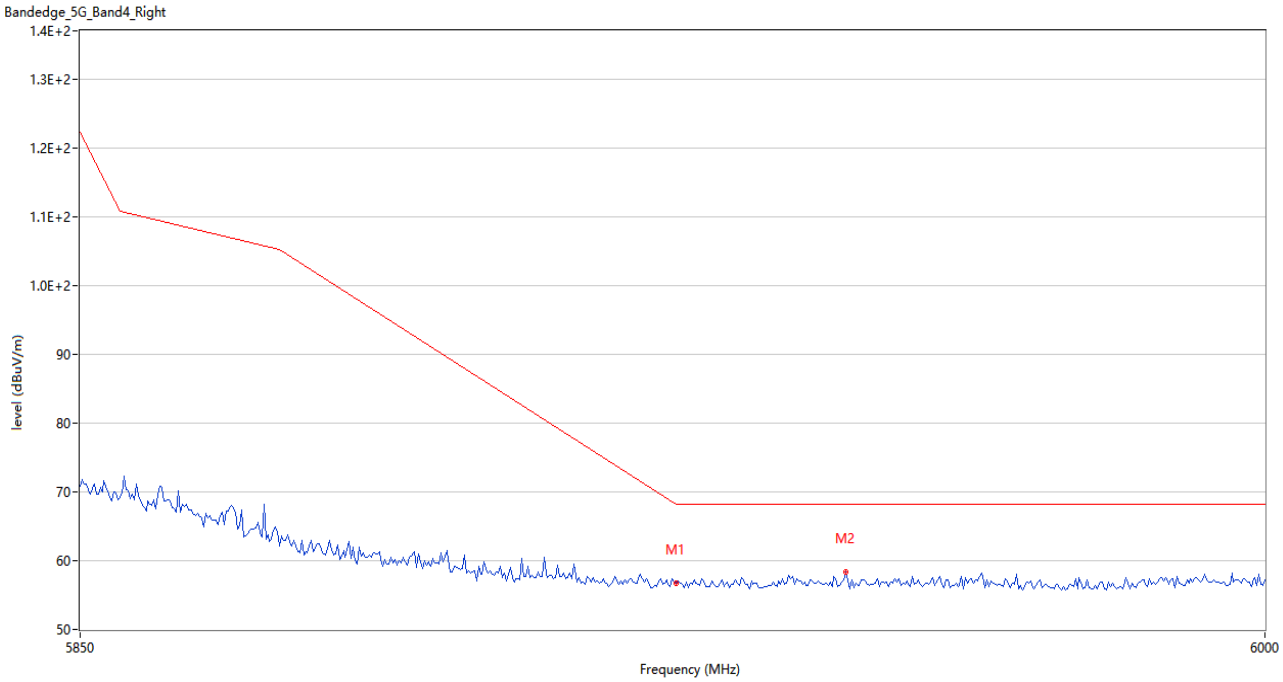

No.	Frequency (MHz)	Results (dBuV/m)	Factor (dB)	Limit (dBuV/m)	Over Limit (dB)	Detector	Table (Degree)	Height (cm)	Antenna	Verdict
1	5925.000	56.66	4.25	68.2	-11.54	Peak	243.00	150	Horizontal	Pass
2	5946.500	58.35	4.66	68.2	-9.85	Peak	219.00	150	Horizontal	Pass

ANNEX B TEST SETUP PHOTOS

Please refer the document “BL-SZ2250753-AR.PDF”.

ANNEX C EUT EXTERNAL PHOTOS

Please refer the document “BL-SZ2250753-AW.PDF”.

ANNEX D EUT INTERNAL PHOTOS

Please refer the document “BL-SZ2250753-AI.PDF”.

Statement

1. The laboratory guarantees the scientificity, accuracy and impartiality of the test, and is responsible for all the information in the report, except the information provided by the customer. The customer is responsible for the impact of the information provided on the validity of the results.
2. The report without China inspection body and laboratory Mandatory Approval (CMA) mark has no effect of proving to the society.
3. For the report with CNAS mark or A2LA mark, the items marked with "☆" are not within the accredited scope.
4. This report is invalid if it is altered, without the signature of the testing and approval personnel, or without the “inspection and testing dedicated stamp” or test report stamp.
5. The test data and results are only valid for the tested samples provided by the customer.
6. This report shall not be partially reproduced without the written permission of the laboratory.
7. Any objection shall be raised to the laboratory within 30 days after receiving the report.

--END OF REPORT--