# Appendix B. MEASUREMENT SCANS

**GSM850 Head Right Tilted Mid**
Communication System: UID 10001, Generic GSM; Communication System Band: GSM 850 (824.0 - 849.0 MHz); Frequency: 836.6 MHz;Communication System PAR: 9.191 dB; PMF: 2.88104
Medium parameters used (interpolated): f = 836.6 MHz; $\sigma$ = 0.899 S/m; $\varepsilon_r$ = 41.325; $\rho$ = 1000 kg/m$^3$
Phantom section: Right Section
Measurement Standard: DASY5 (IEEE/IEC/ANSI C63.19-2007)
DASY Configuration:

- Probe: EX3DV4 - SN7623; ConvF(9.52, 9.52, 9.52) @ 836.6 MHz; Calibrated: 2022-01-24
- Sensor-Surface: 4mm (Mechanical Surface Detection), z = 1.0, 31.0
- Electronics: DAE4 Sn1636; Calibrated: 2021-12-30
- Phantom: SAM3; Type: QD 000 P41 AA;
- DASY52 52.10.4(1527); SEMCAD X 14.6.14(7483)

**GSM 850_Right Tilt/Mid/Area Scan (61x61x1):** Interpolated grid: dx=1.500 mm, dy=1.500 mm
Reference Value = 1.56 V/m; Power Drift = -0.03 dB
**Fast SAR: SAR(1 g) = 0.226 W/kg; SAR(10 g) = 0.115 W/kg**
Maximum value of SAR (interpolated) = 0.272 W/kg
**GSM 850_Right Tilt/Mid/Zoom Scan (5x5x7)/Cube 0:** Measurement grid: dx=8mm, dy=8mm, dz=5mm
Reference Value = 1.56 V/m; Power Drift = -0.03 dB
Peak SAR (extrapolated) = 0.467 W/kg
**SAR(1 g) = 0.190 W/kg; SAR(10 g) = 0.094 W/kg**
Smallest distance from peaks to all points 3 dB below = 8.9 mm
Ratio of SAR at M2 to SAR at M1 = 66.8%
Maximum value of SAR (measured) = 0.246 W/kg




0 dB = 0.272 W/kg = -16.84 dBW/kg

**GSM850 Body Top Mid 10mm**
Communication System: UID 10001, Generic GSM; Communication System Band: GSM 850 (824.0 - 849.0 MHz); Frequency: 836.6 MHz;Communication System PAR: 9.191 dB; PMF: 2.88104
Medium parameters used (interpolated): f = 836.6 MHz; $\sigma$ = 0.899 S/m; $\varepsilon_r$ = 41.325; $\rho$ = 1000 kg/m$^3$
Phantom section: Flat Section
Measurement Standard: DASY5 (IEEE/IEC/ANSI C63.19-2007)
DASY Configuration:

- Probe: EX3DV4 - SN7623; ConvF(9.52, 9.52, 9.52) @ 836.6 MHz; Calibrated: 2022-01-24
- Sensor-Surface: 4mm (Mechanical Surface Detection), z = 1.0, 31.0
- Electronics: DAE4 Sn1636; Calibrated: 2021-12-30
- Phantom: SAM3; Type: QD 000 P41 AA;
- DASY52 52.10.4(1527); SEMCAD X 14.6.14(7483)

**GSM 850_Front/Top Mid/Area Scan (61x61x1):** Interpolated grid: dx=1.500 mm, dy=1.500 mm
Reference Value = 1.19 V/m; Power Drift = -0.02 dB
**Fast SAR: SAR(1 g) = 0.127 W/kg; SAR(10 g) = 0.068 W/kg**
Maximum value of SAR (interpolated) = 0.159 W/kg
**GSM 850_Front/Top Mid/Zoom Scan (5x5x7)/Cube 0:** Measurement grid: dx=8mm, dy=8mm, dz=5mm
Reference Value = 1.19 V/m; Power Drift = -0.02 dB
Peak SAR (extrapolated) = 0.268 W/kg
**SAR(1 g) = 0.094 W/kg; SAR(10 g) = 0.048 W/kg**
Smallest distance from peaks to all points 3 dB below = 7.5 mm
Ratio of SAR at M2 to SAR at M1 = 47.8%
Maximum value of SAR (measured) = 0.135 W/kg

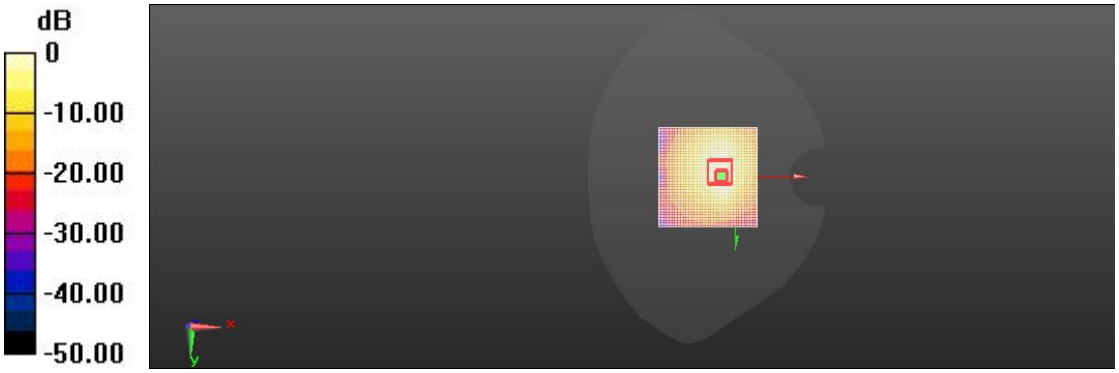


0 dB = 0.159 W/kg = -18.29 dBW/kg

**GSM850 Body Facedown Low 15mm**
Communication System: UID 10001, Generic GSM; Communication System Band: GSM 850 (824.0 - 849.0 MHz); Frequency: 824.2 MHz;Communication System PAR: 9.191 dB; PMF: 2.88104
Medium parameters used (interpolated): f = 824.2 MHz; $\sigma$ = 0.899 S/m; $\varepsilon_r$ = 41.325; $\rho$ = 1000 kg/m$^3$
Phantom section: Flat Section
Measurement Standard: DASY5 (IEEE/IEC/ANSI C63.19-2007)
DASY Configuration:

- Probe: EX3DV4 - SN7623; ConvF(9.52, 9.52, 9.52) @ 824.2 MHz; Calibrated: 2022-01-24
- Sensor-Surface: 4mm (Mechanical Surface Detection), z = 1.0, 31.0
- Electronics: DAE4 Sn1636; Calibrated: 2021-12-30
- Phantom: SAM3; Type: QD 000 P41 AA;
- DASY52 52.10.4(1527); SEMCAD X 14.6.14(7483)

**GSM 850_Front/Facedown Low/Area Scan (61x61x1):** Interpolated grid: dx=1.500 mm, dy=1.500 mm
Reference Value = 1.39 V/m; Power Drift = -0.09 dB
**Fast SAR: SAR(1 g) = 0.149 W/kg; SAR(10 g) = 0.076 W/kg**
Maximum value of SAR (interpolated) = 0.173 W/kg
**GSM 850_Front/Facedown Low/Zoom Scan (5x5x7)/Cube 0:** Measurement grid: dx=8mm, dy=8mm, dz=5mm
Reference Value = 1.39 V/m; Power Drift = -0.09 dB
Peak SAR (extrapolated) = 0.318 W/kg
**SAR(1 g) = 0.126 W/kg; SAR(10 g) = 0.058 W/kg**
Smallest distance from peaks to all points 3 dB below = 7.3 mm
Ratio of SAR at M2 to SAR at M1 = 45.3%
Maximum value of SAR (measured) = 0.151 W/kg




0 dB = 0.173 W/kg = -14.29 dBW/kg

**GSM1900 Head Right Tilted Mid**
Communication System: UID 10001, Generic GSM; Communication System Band: PCS 1900 (1850.0 - 1910.0 MHz); Frequency: 1880 MHz;Communication System PAR: 9.191 dB; PMF: 2.88104
Medium parameters used: f = 1909.8 MHz; $\sigma$ = 1.42 S/m; $\varepsilon_r$ = 39.87; $\rho$ = 1000 kg/m$^3$
Phantom section: Right Section
Measurement Standard: DASY5 (IEEE/IEC/ANSI C63.19-2007)
DASY Configuration:

- Probe: EX3DV4 - SN7623; ConvF(7.99, 7.99, 7.99) @ 1880 MHz; Calibrated: 2022-01-24
- Sensor-Surface: 4mm (Mechanical Surface Detection), z = 1.0, 31.0
- Electronics: DAE4 Sn1636; Calibrated: 2021-12-30
- Phantom: SAM 4; Type: QD 000 P40 CC;
- DASY52 52.10.4(1527); SEMCAD X 14.6.14(7483)

**1900_Right GSM Head/1900 GSM Tilted-Mid/Area Scan (61x61x1):** Interpolated grid: dx=1.500 mm, dy=1.500 mm
Reference Value = 2.59 V/m; Power Drift = -0.05 dB
**Fast SAR: SAR(1 g) = 0.243 W/kg; SAR(10 g) = 0.124 W/kg**
Maximum value of SAR (interpolated) = 0.296 W/kg
**1900_Right GSM Head/1900 GSM Tilted-Mid/Zoom Scan (5x5x7)/Cube 0:** Measurement grid: dx=8mm, dy=8mm, dz=5mm
Reference Value = 2.59 V/m; Power Drift = -0.05 dB
Peak SAR (extrapolated) = 0.519 W/kg
**SAR(1 g) = 0.208 W/kg; SAR(10 g) = 0.101 W/kg**
Smallest distance from peaks to all points 3 dB below = 6.6 mm
Ratio of SAR at M2 to SAR at M1 = 52.2%
Maximum value of SAR (measured) = 0.238 W/kg




0 dB = 0.296 W/kg = -9.29 dBW/kg

**GSM1900 Body Facedown Mid 10mm**
Communication System: UID 10001, Generic GSM; Communication System Band: PCS 1900 (1850.0 - 1910.0 MHz); Frequency: 1880 MHz;Communication System PAR: 9.191 dB; PMF: 2.88104
Medium parameters used: f = 1909.8 MHz; $\sigma$ = 1.42 S/m; $\varepsilon_r$ = 39.87; $\rho$ = 1000 kg/m$^3$
Phantom section: Flat Section
Measurement Standard: DASY5 (IEEE/IEC/ANSI C63.19-2007)
DASY Configuration:

- Probe: EX3DV4 - SN7623; ConvF(7.99, 7.99, 7.99) @ 1880 MHz; Calibrated: 2022-01-24
- Sensor-Surface: 4mm (Mechanical Surface Detection), z = 1.0, 31.0
- Electronics: DAE4 Sn1636; Calibrated: 2021-12-30
- Phantom: SAM 4; Type: QD 000 P40 CC;
- DASY52 52.10.4(1527); SEMCAD X 14.6.14(7483)

**1900_GSM1900/GSM1900 Top Mid 5mm/Area Scan (61x61x1):** Interpolated grid: dx=1.500 mm, dy=1.500 mm
Reference Value = 2.19 V/m; Power Drift = -0.07 dB
**Fast SAR: SAR(1 g) = 0.147 W/kg; SAR(10 g) = 0.083 W/kg**
Maximum value of SAR (interpolated) = 0.188 W/kg
**1900_GSM1900/GSM1900 Top Mid 5mm/Zoom Scan (5x5x7)/Cube 0:** Measurement grid: dx=8mm, dy=8mm, dz=5mm
Reference Value = 2.19 V/m; Power Drift = -0.07 dB
Peak SAR (extrapolated) = 0.315 W/kg
**SAR(1 g) = 0.106 W/kg; SAR(10 g) = 0.059 W/kg**
Smallest distance from peaks to all points 3 dB below = 9.1 mm
Ratio of SAR at M2 to SAR at M1 = 43.2%
Maximum value of SAR (measured) = 0.143 W/kg




0 dB = 0.188 W/kg = -17.29 dBW/kg

**GSM1900 Body Facedown Mid 15mm**
Communication System: UID 0, Generic GSM (0); Communication System Band: PCS 1900 (1850.0 - 1910.0 MHz); Frequency: 1880 MHz;Communication System PAR: 9.191 dB; PMF: 2.88104
Medium parameters used: f = 1909.8 MHz; $\sigma$ = 1.48 S/m; $\varepsilon_r$ = 39.6; $\rho$ = 1000 kg/m$^3$
Phantom section: Flat Section
Measurement Standard: DASY5 (IEEE/IEC/ANSI C63.19-2007)
DASY Configuration:

- Probe: EX3DV4 - SN7623; ConvF(7.99, 7.99, 7.99) @ 1880 MHz; Calibrated: 2022-01-24
- Sensor-Surface: 4mm (Mechanical Surface Detection), z = 1.0, 31.0
- Electronics: DAE4 Sn1636; Calibrated: 2021-12-30
- Phantom: SAM 4; Type: QD 000 P40 CC;
- DASY52 52.10.4(1527); SEMCAD X 14.6.14(7483)

**1900_GSM1900/Facedown Mid/Area Scan (61x61x1):** Interpolated grid: dx=1.500 mm, dy=1.500 mm
Reference Value = 1.17 V/m; Power Drift = 0.01 dB
**Fast SAR: SAR(1 g) = 0.083 W/kg; SAR(10 g) = 0.044 W/kg**
Maximum value of SAR (interpolated) = 0.115 W/kg
**1900_GSM1900/Facedown Mid/Zoom Scan (5x5x7)/Cube 0:** Measurement grid: dx=8mm, dy=8mm, dz=5mm
Reference Value = 1.17 V/m; Power Drift = 0.01 dB
Peak SAR (extrapolated) = 0.178 W/kg
**SAR(1 g) = 0.061 W/kg; SAR(10 g) = 0.028 W/kg**
Smallest distance from peaks to all points 3 dB below = 6.8 mm
Ratio of SAR at M2 to SAR at M1 = 47.1%
Maximum value of SAR (measured) = 0.094 W/kg

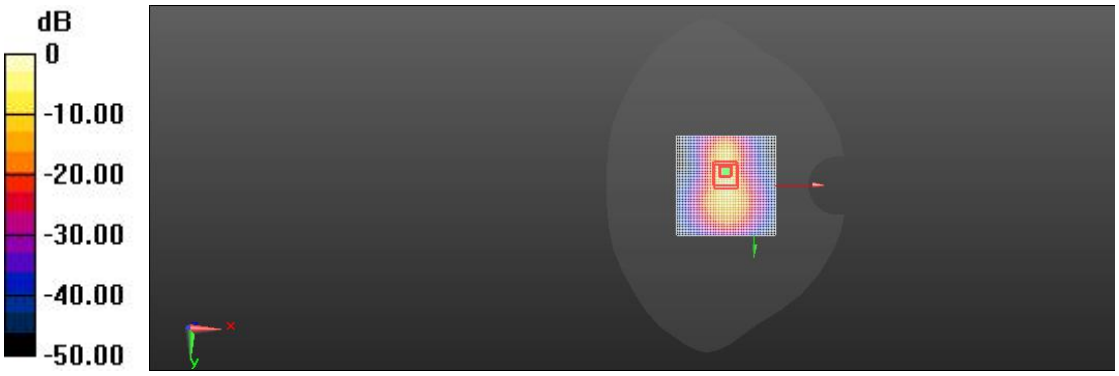


0 dB = 0.115 W/kg = -21.18 dBW/kg

**WCDMA Band2 Head Right Tilted High**
Communication System: UID 0, UMTS-FDD; Communication System Band: Band 2, UTRA/FDD (1850.0 - 1910.0 MHz); Frequency: 1907.6 MHz;Communication System PAR: 2.91 dB; PMF: 1.00231
Medium parameters used (interpolated): f = 1907.6 MHz; $\sigma$ = 1.422 S/m; $\varepsilon_r$ = 39.86; $\rho$ = 1000 kg/m$^3$
Phantom section: Right Section
Measurement Standard: DASY5 (IEEE/IEC/ANSI C63.19-2007)
DASY Configuration:

- Probe: EX3DV4 - SN7623; ConvF(7.99, 7.99, 7.99) @ 1907.6 MHz; Calibrated: 2022-01-24
- Sensor-Surface: 4mm (Mechanical Surface Detection), z = 1.0, 31.0
- Electronics: DAE4 Sn1636; Calibrated: 2021-12-30
- Phantom: SAM3; Type: QD 000 P41 AA;
- DASY52 52.10.4(1527); SEMCAD X 14.6.14(7483)

**UMTS Band 2_ right head Tilt/High/Area Scan (61x61x1):** Interpolated grid: dx=1.500 mm, dy=1.500 mm
Reference Value = 18.34 V/m; Power Drift = 0.04 dB
**Fast SAR: SAR(1 g) = 0.896 W/kg; SAR(10 g) = 0.451 W/kg**
Maximum value of SAR (interpolated) = 0.946 W/kg
**UMTS Band 2_ right head Tilt/High/Zoom Scan (5x5x7)/Cube 0:** Measurement grid: dx=8mm, dy=8mm, dz=5mm
Reference Value = 18.34 V/m; Power Drift = 0.04 dB
Peak SAR (extrapolated) = 1.96 W/kg
**SAR(1 g) = 0.853 W/kg; SAR(10 g) = 0.419 W/kg**
Smallest distance from peaks to all points 3 dB below = 7.9 mm
Ratio of SAR at M2 to SAR at M1 = 51.3%
Maximum value of SAR (measured) = 0.912 W/kg




0 dB = 0.946 W/kg = 4.17 dBW/kg

**WCDMA Band2 Body Top Mid 10mm**
Communication System: UID 0, UMTS-FDD; Communication System Band: Band 2, UTRA/FDD (1850.0 - 1910.0 MHz); Frequency: 1880 MHz;Communication System PAR: 2.91 dB; PMF: 1.00231
Medium parameters used (interpolated): f = 1907.6 MHz; $\sigma$ = 1.422 S/m; $\varepsilon_r$ = 39.86; $\rho$ = 1000 kg/m$^3$
Phantom section: Flat Section
Measurement Standard: DASY5 (IEEE/IEC/ANSI C63.19-2007)
DASY Configuration:

- Probe: EX3DV4 - SN7623; ConvF(7.99, 7.99, 7.99) @ 1880 MHz; Calibrated: 2022-01-24
- Sensor-Surface: 4mm (Mechanical Surface Detection), z = 1.0, 31.0
- Electronics: DAE4 Sn1636; Calibrated: 2021-12-30
- Phantom: SAM3; Type: QD 000 P41 AA;
- DASY52 52.10.4(1527); SEMCAD X 14.6.14(7483)

**UMTS Band 2_ body Top/Mid/Area Scan (61x61x1):** Interpolated grid: dx=1.500 mm, dy=1.500 mm
Reference Value = 3.17 V/m; Power Drift = -0.05 dB
**Fast SAR: SAR(1 g) = 0.327 W/kg; SAR(10 g) = 0.173 W/kg**
Maximum value of SAR (interpolated) = 0.364 W/kg
**UMTS Band 2_ body Top/Mid/Zoom Scan (5x5x7)/Cube 0:** Measurement grid: dx=8mm, dy=8mm, dz=5mm
Reference Value = 3.17 V/m; Power Drift = -0.05 dB
Peak SAR (extrapolated) = 0.698 W/kg
**SAR(1 g) = 0.288 W/kg; SAR(10 g) = 0.147 W/kg**
Smallest distance from peaks to all points 3 dB below = 8.4 mm
Ratio of SAR at M2 to SAR at M1 = 57.4%
Maximum value of SAR (measured) = 0.318 W/kg

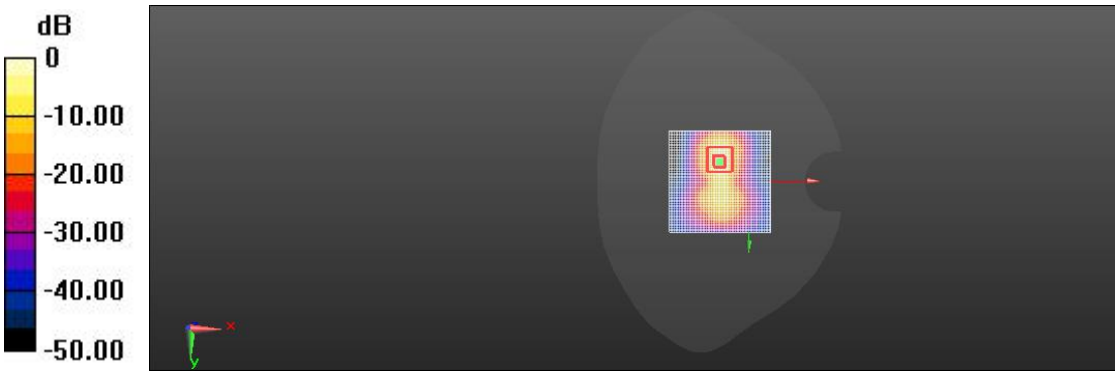


0 dB = 0.364 W/kg = -10.24 dBW/kg

**WCDMA Band2 Body Facedown Mid 15mm**
Communication System: UID 0, UMTS-FDD; Communication System Band: Band 2, UTRA/FDD (1850.0 - 1910.0 MHz); Frequency: 1907.6 MHz;Communication System PAR: 2.91 dB; PMF: 1.00231
Medium parameters used (interpolated): f = 1907.6 MHz; $\sigma$ = 1.422 S/m; $\varepsilon_r$ = 39.86; $\rho$ = 1000 kg/m$^3$
Phantom section: Flat Section
Measurement Standard: DASY5 (IEEE/IEC/ANSI C63.19-2007)
DASY Configuration:

- Probe: EX3DV4 - SN7623; ConvF(7.99, 7.99, 7.99) @ 1907.6 MHz; Calibrated: 2022-01-24
- Sensor-Surface: 4mm (Mechanical Surface Detection), z = 1.0, 31.0
- Electronics: DAE4 Sn1636; Calibrated: 2021-12-30
- Phantom: SAM3; Type: QD 000 P41 AA;
- DASY52 52.10.4(1527); SEMCAD X 14.6.14(7483)

**UMTS Band 2_ body Facedown/Mid/Area Scan (61x61x1):** Interpolated grid: dx=1.500 mm, dy=1.500 mm
Reference Value = 3.01 V/m; Power Drift = -0.02 dB
**Fast SAR: SAR(1 g) = 0.203 W/kg; SAR(10 g) = 0.106 W/kg**
Maximum value of SAR (interpolated) = 0.248 W/kg
**UMTS Band 2_ body Facedown/Mid/Zoom Scan (5x5x7)/Cube 0:** Measurement grid: dx=8mm, dy=8mm, dz=5mm
Reference Value = 3.01 V/m; Power Drift = -0.02 dB
Peak SAR (extrapolated) = 0.435 W/kg
**SAR(1 g) = 0.167 W/kg; SAR(10 g) = 0.087 W/kg**
Smallest distance from peaks to all points 3 dB below = 9.3 mm
Ratio of SAR at M2 to SAR at M1 = 58.9%
Maximum value of SAR (measured) = 0.215 W/kg




0 dB = 0.248 W/kg = -19.28 dBW/kg

**WCDMA Band4 Head Right Tilted Mid**
Communication System: UID 10011 - CAB, UMTS-FDD (WCDMA); Communication System Band: Band 4, UTRA/FDD (1710.0 - 1755.0 MHz); Frequency: 1732.4 MHz;Communication System PAR: 2.91 dB; PMF: 1.00231
Medium parameters used (interpolated): f = 1732.4 MHz; $\sigma$ = 1.324 S/m; $\varepsilon_r$ = 40.316; $\rho$ = 1000 kg/m$^3$
Phantom section: Right Section
Measurement Standard: DASY5 (IEEE/IEC/ANSI C63.19-2007)
DASY Configuration:

- Probe: EX3DV4 - SN7623; ConvF(7.99, 7.99, 7.99) @ 1732.4 MHz; Calibrated: 2022-01-24
- Sensor-Surface: 4mm (Mechanical Surface Detection), z = 1.0, 31.0
- Electronics: DAE4 Sn1636; Calibrated: 2021-12-30
- Phantom: SAM3; Type: QD 000 P41 AA;
- DASY52 52.10.4(1527); SEMCAD X 14.6.14(7483)

**UMTS Band 4_Head Right/Tilt Mid/Area Scan (61x61x1):** Interpolated grid: dx=1.500 mm, dy=1.500 mm
Reference Value = 3.19 V/m; Power Drift = -0.04 dB
**Fast SAR: SAR(1 g) = 0.438 W/kg; SAR(10 g) = 0.238 W/kg**
Maximum value of SAR (interpolated) = 0.489 W/kg
**UMTS Band 4_Head Right/Tilt Mid/Zoom Scan (5x5x7)/Cube 0:** Measurement grid: dx=8mm, dy=8mm, dz=5mm
Reference Value = 3.19 V/m; Power Drift = -0.04 dB
Peak SAR (extrapolated) = 0.896 W/kg
**SAR(1 g) = 0.400 W/kg; SAR(10 g) = 0.216 W/kg**
Smallest distance from peaks to all points 3 dB below = 7.4 mm
Ratio of SAR at M2 to SAR at M1 = 46.8%
Maximum value of SAR (measured) = 0.446 W/kg




0 dB = 0.489 W/kg = -8.68 dBW/kg

**WCDMA Band4 Body Top Mid 10mm**
Communication System: UID 10011 - CAB, UMTS-FDD (WCDMA); Communication System Band: Band 4, UTRA/FDD (1710.0 - 1755.0 MHz); Frequency: 1732.4 MHz;Communication System PAR: 2.91 dB; PMF: 1.00231
Medium parameters used (interpolated): f = 1732.4 MHz; $\sigma$ = 1.324 S/m; $\varepsilon_r$ = 40.316; $\rho$ = 1000 kg/m$^3$
Phantom section: Flat Section
Measurement Standard: DASY5 (IEEE/IEC/ANSI C63.19-2007)
DASY Configuration:

- Probe: EX3DV4 - SN7623; ConvF(7.99, 7.99, 7.99) @ 1732.4 MHz; Calibrated: 2022-01-24
- Sensor-Surface: 4mm (Mechanical Surface Detection), z = 1.0, 31.0
- Electronics: DAE4 Sn1636; Calibrated: 2021-12-30
- Phantom: SAM3; Type: QD 000 P41 AA;
- DASY52 52.10.4(1527); SEMCAD X 14.6.14(7483)

**UMTS Band 4_ body/Top Mid/Area Scan (61x61x1):** Interpolated grid: dx=1.500 mm, dy=1.500 mm
Reference Value = 4.51 V/m; Power Drift = 0.08 dB
**Fast SAR: SAR(1 g) = 0.227 W/kg; SAR(10 g) = 0.115 W/kg**
Maximum value of SAR (interpolated) = 0.284 W/kg
**UMTS Band 4_ body/Top Mid/Zoom Scan (5x5x7)/Cube 0:** Measurement grid: dx=8mm, dy=8mm, dz=5mm
Reference Value = 4.51 V/m; Power Drift = 0.08 dB
Peak SAR (extrapolated) = 0.508 W/kg
**SAR(1 g) = 0.192 W/kg; SAR(10 g) = 0.096 W/kg**
Smallest distance from peaks to all points 3 dB below = 10.1 mm
Ratio of SAR at M2 to SAR at M1 = 59.1%
Maximum value of SAR (measured) = 0.238 W/kg




0 dB = 0.284 W/kg = -7.69 dBW/kg

**WCDMA Band4 Body Facedown Mid 15mm**
Communication System: UID 10011 - CAB, UMTS-FDD (WCDMA); Communication System Band: Band 4, UTRA/FDD (1710.0 - 1755.0 MHz); Frequency: 1732.4 MHz;Communication System PAR: 2.91 dB; PMF: 1.00231
Medium parameters used (interpolated): f = 1732.4 MHz; $\sigma$ = 1.324 S/m; $\varepsilon_r$ = 40.316; $\rho$ = 1000 kg/m$^3$
Phantom section: Flat Section
Measurement Standard: DASY5 (IEEE/IEC/ANSI C63.19-2007)
DASY Configuration:

- Probe: EX3DV4 - SN7623; ConvF(7.99, 7.99, 7.99) @ 1732.4 MHz; Calibrated: 2022-01-24
- Sensor-Surface: 4mm (Mechanical Surface Detection), z = 1.0, 31.0
- Electronics: DAE4 Sn1636; Calibrated: 2021-12-30
- Phantom: SAM3; Type: QD 000 P41 AA;
- DASY52 52.10.4(1527); SEMCAD X 14.6.14(7483)

**UMTS Band 4_ body/Facedown Mid/Area Scan (61x61x1):** Interpolated grid: dx=1.500 mm, dy=1.500 mm
Reference Value = 2.818 V/m; Power Drift = 0.08 dB
**Fast SAR: SAR(1 g) = 0.137 W/kg; SAR(10 g) = 0.078 W/kg**
Maximum value of SAR (interpolated) = 0.164 W/kg
**UMTS Band 4_ body/Facedown Mid/Zoom Scan (5x5x7)/Cube 0:** Measurement grid: dx=8mm, dy=8mm, dz=5mm
Reference Value = 2.818 V/m; Power Drift = 0.08 dB
Peak SAR (extrapolated) = 0.318 W/kg
**SAR(1 g) = 0.102 W/kg; SAR(10 g) = 0.067 W/kg**
Smallest distance from peaks to all points 3 dB below = 11.5 mm
Ratio of SAR at M2 to SAR at M1 = 57.2%
Maximum value of SAR (measured) = 0.152 W/kg




0 dB = 0.164 W/kg = -14.28 dBW/kg

**WCDMA Band5 Head Right Tilted Mid**
Communication System: UID 0, UMTS-FDD; Communication System Band: Band 5, UTRA/FDD (824.0 - 849.0 MHz); Frequency: 835 MHz;Communication System PAR: 2.91 dB; PMF: 1.00231
Medium parameters used (interpolated): f = 835 MHz; $\sigma$ = 0.898 S/m; $\varepsilon_r$ = 41.352; $\rho$ = 1000 kg/m$^3$
Phantom section: Right Section
Measurement Standard: DASY5 (IEEE/IEC/ANSI C63.19-2007)
DASY Configuration:

- Probe: EX3DV4 - SN7623; ConvF(9.52, 9.52, 9.52) @ 835 MHz; Calibrated: 2022-01-24
- Sensor-Surface: 4mm (Mechanical Surface Detection), z = 1.0, 31.0
- Electronics: DAE4 Sn1636; Calibrated: 2021-12-30
- Phantom: SAM3; Type: QD 000 P41 AA;
- DASY52 52.10.4(1527); SEMCAD X 14.6.14(7483)

**UMTS Band 5_right head Tilt/Mid/Area Scan (61x61x1):** Interpolated grid: dx=1.500 mm, dy=1.500 mm
Reference Value = 3.36 V/m; Power Drift = -0.07 dB
**Fast SAR: SAR(1 g) = 0.296 W/kg; SAR(10 g) = 0.142 W/kg**
Maximum value of SAR (interpolated) = 0.341 W/kg
**UMTS Band 5_right head Tilt/Mid/Zoom Scan (5x5x7)/Cube 0:** Measurement grid: dx=8mm, dy=8mm, dz=5mm
Reference Value = 3.36 V/m; Power Drift = -0.07 dB
Peak SAR (extrapolated) = 0.619 W/kg
**SAR(1 g) = 0.246 W/kg; SAR(10 g) = 0.114 W/kg**
Smallest distance from peaks to all points 3 dB below = 10.3 mm
Ratio of SAR at M2 to SAR at M1 = 66.8%
Maximum value of SAR (measured) = 0.311 W/kg




0 dB = 0.341 W/kg = -11.46 dBW/kg

**WCDMA Band5 Body Top Mid 10mm**
Communication System: UID 0, UMTS-FDD; Communication System Band: Band 5, UTRA/FDD (824.0 - 849.0 MHz); Frequency: 835 MHz;Communication System PAR: 2.91 dB; PMF: 1.00231
Medium parameters used (interpolated): f = 835 MHz; $\sigma$ = 0.882 S/m; $\varepsilon_r$ = 41.602; $\rho$ = 1000 kg/m$^3$
Phantom section: Flat Section
Measurement Standard: DASY5 (IEEE/IEC/ANSI C63.19-2007)
DASY Configuration:

- Probe: EX3DV4 - SN7623; ConvF(9.52, 9.52, 9.52) @ 835 MHz; Calibrated: 2022-01-24
- Sensor-Surface: 4mm (Mechanical Surface Detection), z = 1.0, 31.0
- Electronics: DAE4 Sn1636; Calibrated: 2021-12-30
- Phantom: SAM3; Type: QD 000 P41 AA;
- DASY52 52.10.4(1527); SEMCAD X 14.6.14(7483)

**UMTS Band 5_body Top/Mid/Area Scan (61x61x1):** Interpolated grid: dx=1.500 mm, dy=1.500 mm
Reference Value = 3.745 V/m; Power Drift = -0.01 dB
**Fast SAR: SAR(1 g) = 0.158 W/kg; SAR(10 g) = 0.082 W/kg**
Maximum value of SAR (interpolated) = 0.196 W/kg
**UMTS Band 5_body Top/Mid/Zoom Scan (5x5x7)/Cube 0:** Measurement grid: dx=8mm, dy=8mm, dz=5mm
Reference Value = 3.745 V/m; Power Drift = -0.01 dB
Peak SAR (extrapolated) = 0.335 W/kg
**SAR(1 g) = 0.120 W/kg; SAR(10 g) = 0.068 W/kg**
Smallest distance from peaks to all points 3 dB below = 8.2 mm
Ratio of SAR at M2 to SAR at M1 = 51.2%
Maximum value of SAR (measured) = 0.173 W/kg




0 dB = 0.196 W/kg = -15.20 dBW/kg

**WCDMA Band5 Body Facedown Mid 15mm**
Communication System: UID 0, UMTS-FDD; Communication System Band: Band 5, UTRA/FDD (824.0 - 849.0 MHz); Frequency: 835 MHz;Communication System PAR: 2.91 dB; PMF: 1.00231
Medium parameters used (interpolated): f = 835 MHz; $\sigma$ = 0.898 S/m; $\varepsilon_r$ = 41.352; $\rho$ = 1000 kg/m$^3$
Phantom section: Flat Section
Measurement Standard: DASY5 (IEEE/IEC/ANSI C63.19-2007)
DASY Configuration:

- Probe: EX3DV4 - SN7623; ConvF(9.52, 9.52, 9.52) @ 835 MHz; Calibrated: 2022-01-24
- Sensor-Surface: 4mm (Mechanical Surface Detection), z = 1.0
- Electronics: DAE4 Sn1636; Calibrated: 2021-12-30
- Phantom: SAM3; Type: QD 000 P41 AA;
- DASY52 52.10.4(1527); SEMCAD X 14.6.14(7483)

**UMTS Band 5_body Facedown/Mid/Area Scan (61x61x1):** Interpolated grid: dx=1.500 mm, dy=1.500 mm
Reference Value = 1.107 V/m; Power Drift = -0.08 dB
**Fast SAR: SAR(1 g) = 0.088 W/kg; SAR(10 g) = 0.045 W/kg**
Maximum value of SAR (interpolated) = 0.108 W/kg
**UMTS Band 5_body Facedown/Mid/Zoom Scan (5x5x7)/Cube 0:** Measurement grid: dx=8mm, dy=8mm, dz=5mm
Reference Value = 1.107 V/m; Power Drift = -0.08 dB
Peak SAR (extrapolated) = 0.178 W/kg
**SAR(1 g) = 0.070 W/kg; SAR(10 g) = 0.032 W/kg**
Smallest distance from peaks to all points 3 dB below = 9.9 mm
Ratio of SAR at M2 to SAR at M1 = 60.4%
Maximum value of SAR (measured) = 0.095 W/kg

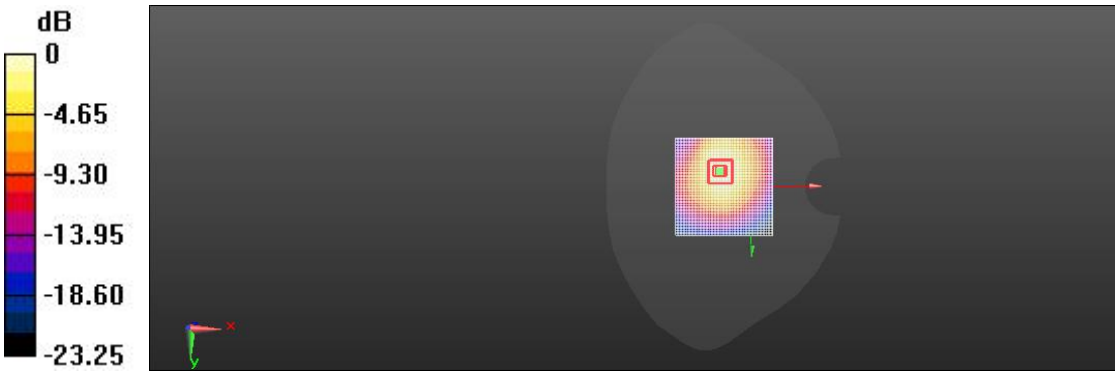


0 dB = 0.108 W/kg = -18.56 dBW/kg

**LTE Band2 Head Right Tilted Mid**
Communication System: UID 0, LTE-FDD(CE); Communication System Band: Band2(10MHz);
Frequency: 1880 MHz;Communication System PAR: 0 dB; PMF: 1
Medium parameters used: f = 1900 MHz; $\sigma$ = 1.45 S/m; $\varepsilon_r$ = 39.74; $\rho$ = 1000 kg/m$^3$
Phantom section: Right Section
Measurement Standard: DASY5 (IEEE/IEC/ANSI C63.19-2007)
DASY Configuration:

- Probe: EX3DV4 - SN7623; ConvF(7.99, 7.99, 7.99) @ 1880 MHz; Calibrated: 2022-01-24
- Sensor-Surface: 4mm (Mechanical Surface Detection), z = 1.0, 31.0
- Electronics: DAE4 Sn1636; Calibrated: 2021-12-30
- Phantom: SAM3; Type: QD 000 P41 AA;
- DASY52 52.10.4(1527); SEMCAD X 14.6.14(7483)

**Head Right/Tilted Mid/Area Scan (61x61x1):** Interpolated grid: dx=1.500 mm, dy=1.500 mm
Reference Value = 2.96 V/m; Power Drift = 0.04 dB
**Fast SAR: SAR(1 g) = 0.459 W/kg; SAR(10 g) = 0.237 W/kg**
Maximum value of SAR (interpolated) = 0.495 W/kg
**Head Right/Tilted Mid/Zoom Scan (5x5x7)/Cube 0:** Measurement grid: dx=8mm, dy=8mm, dz=5mm
Reference Value = 2.96 V/m; Power Drift = 0.04 dB
Peak SAR (extrapolated) = 0.929 W/kg
**SAR(1 g) = 0.430 W/kg; SAR(10 g) = 0.212 W/kg**
Smallest distance from peaks to all points 3 dB below = 9.4 mm
Ratio of SAR at M2 to SAR at M1 = 54.1%
Maximum value of SAR (measured) = 0.466 W/kg




0 dB = 0.495 W/kg = -10.29 dBW/kg

**LTE Band2 Body Top Mid 10mm**
Communication System: UID 0, LTE-FDD(CE); Communication System Band: Band2; Frequency: 1880 MHz;Communication System PAR: 0 dB; PMF: 1
Medium parameters used (interpolated): f = 1900 MHz; $\sigma$ = 1.425 S/m; $\varepsilon_r$ = 39.849; $\rho$ = 1000 kg/m$^3$
Phantom section: Flat Section
Measurement Standard: DASY5 (IEEE/IEC/ANSI C63.19-2007)
DASY Configuration:

- Probe: EX3DV4 - SN7623; ConvF(7.99, 7.99, 7.99) @ 1880 MHz; Calibrated: 2022-01-24
- Sensor-Surface: 4mm (Mechanical Surface Detection), z = 1.0, 31.0
- Electronics: DAE4 Sn1636; Calibrated: 2021-12-30
- Phantom: SAM 3; Type: QD 000 P41 AA;
- DASY52 52.10.4(1527); SEMCAD X 14.6.14(7483)

**Body/Top Mid/Area Scan (61x61x1):** Interpolated grid: dx=1.500 mm, dy=1.500 mm
Reference Value = 7.54 V/m; Power Drift = 0.06 dB
**Fast SAR: SAR(1 g) = 0.297 W/kg; SAR(10 g) = 0.154 W/kg**
Maximum value of SAR (interpolated) = 0.356 W/kg
**Body/Top Mid/Zoom Scan (5x5x7)/Cube 0:** Measurement grid: dx=8mm, dy=8mm, dz=5mm
Reference Value = 7.54 V/m; Power Drift = 0.06 dB
Peak SAR (extrapolated) = 0.628 W/kg
**SAR(1 g) = 0.264 W/kg; SAR(10 g) = 0.142 W/kg**
Smallest distance from peaks to all points 3 dB below = 10.1 mm
Ratio of SAR at M2 to SAR at M1 = 56.2%
Maximum value of SAR (measured) = 0.318 W/kg




0 dB = 0.356 W/kg = -9.18 dBW/kg

**LTE Band2 Body Facedown Mid 15mm**
Communication System: UID 0, LTE-FDD(CE); Communication System Band: Band2(10MHz);
Frequency: 1880 MHz;Communication System PAR: 0 dB; PMF: 1
Medium parameters used (interpolated): f = 1900 MHz; $\sigma$ = 1.425 S/m; $\varepsilon_r$ = 39.849; $\rho$ = 1000 kg/m$^3$
Phantom section: Flat Section
Measurement Standard: DASY5 (IEEE/IEC/ANSI C63.19-2007)
DASY Configuration:

- Probe: EX3DV4 - SN7623; ConvF(7.99, 7.99, 7.99) @ 1880 MHz; Calibrated: 2022-01-24
- Sensor-Surface: 4mm (Mechanical Surface Detection), z = 1.0, 31.0
- Electronics: DAE4 Sn1636; Calibrated: 2021-12-30
- Phantom: SAM3; Type: QD 000 P41 AA;
- DASY52 52.10.4(1527); SEMCAD X 14.6.14(7483)

**Body/Facedown Mid/Area Scan (61x61x1):** Interpolated grid: dx=1.500 mm, dy=1.500 mm
Reference Value = 2.12 V/m; Power Drift = 0.06 dB
**Fast SAR: SAR(1 g) = 0.189 W/kg; SAR(10 g) = 0.096 W/kg**
Maximum value of SAR (interpolated) = 0.226 W/kg
**Body/Facedown Mid/Zoom Scan (5x5x7)/Cube 0:** Measurement grid: dx=8mm, dy=8mm, dz=5mm
Reference Value = 2.12 V/m; Power Drift = 0.06 dB
Peak SAR (extrapolated) = 0.398 W/kg
**SAR(1 g) = 0.157 W/kg; SAR(10 g) = 0.078 W/kg**
Smallest distance from peaks to all points 3 dB below = 9.7 mm
Ratio of SAR at M2 to SAR at M1 = 48.3%
Maximum value of SAR (measured) = 0.193 W/kg




0 dB = 0.226 W/kg = -16.52 dBW/kg

**LTE Band4 Head Right Tilted Mid**
Communication System: UID 0, LTE-FDD(CE); Communication System Band: Band4; Frequency: 1732.5 MHz;Communication System PAR: 0 dB; PMF: 1
Medium parameters used (interpolated): f = 1745 MHz; $\sigma$ = 1.322 S/m; $\varepsilon_r$ = 40.328; $\rho$ = 1000 kg/m$^3$
Phantom section: Right Section
Measurement Standard: DASY5 (IEEE/IEC/ANSI C63.19-2007)
DASY Configuration:

- Probe: EX3DV4 - SN7623; ConvF(8.29, 8.29, 8.29) @ 1732.5 MHz; Calibrated: 2022-01-24
- Sensor-Surface: 4mm (Mechanical Surface Detection), z = 1.0, 31.0
- Electronics: DAE4 Sn1636; Calibrated: 2021-12-30
- Phantom: SAM3; Type: QD 000 P41 AA;
- DASY52 52.10.4(1527); SEMCAD X 14.6.14(7483)

**Head Right/Tilted Mid/Area Scan (61x61x1):** Interpolated grid: dx=1.500 mm, dy=1.500 mm
Reference Value = 4.29 V/m; Power Drift = -0.08 dB
**Fast SAR: SAR(1 g) = 0.398 W/kg; SAR(10 g) = 0.226 W/kg**
Maximum value of SAR (interpolated) = 0.438 W/kg
**Head Right/Tilted Mid/Zoom Scan (5x5x7)/Cube 0:** Measurement grid: dx=8mm, dy=8mm, dz=5mm
Reference Value = 4.29 V/m; Power Drift = -0.08 dB
Peak SAR (extrapolated) = 0.837 W/kg
**SAR(1 g) = 0.356 W/kg; SAR(10 g) = 0.188 W/kg**
Smallest distance from peaks to all points 3 dB below = 7.6 mm
Ratio of SAR at M2 to SAR at M1 = 51.9%
Maximum value of SAR (measured) = 0.388 W/kg




0 dB = 0.438 W/kg = -6.58 dBW/kg

**LTE Band4 Body Top Mid 10mm**
Communication System: UID 0, LTE-FDD(CE); Communication System Band: Band4(10MHz);
Frequency: 1732.5 MHz;Communication System PAR: 0 dB; PMF: 1
Medium parameters used (interpolated): f = 1750 MHz; $\sigma$ = 1.322 S/m; $\varepsilon_r$ = 40.328; $\rho$ = 1000 kg/m$^3$
Phantom section: Flat Section
Measurement Standard: DASY5 (IEEE/IEC/ANSI C63.19-2007)
DASY Configuration:

- Probe: EX3DV4 - SN7623; ConvF(8.29, 8.29, 8.29) @ 1732.5 MHz; Calibrated: 2022-01-24
- Sensor-Surface: 4mm (Mechanical Surface Detection), z = 1.0, 31.0
- Electronics: DAE4 Sn1636; Calibrated: 2021-12-30
- Phantom: SAM3; Type: QD 000 P41 AA;
- DASY52 52.10.4(1527); SEMCAD X 14.6.14(7483)

**Body/Top Mid/Area Scan (61x61x1):** Interpolated grid: dx=1.500 mm, dy=1.500 mm
Reference Value = 3.11 V/m; Power Drift = 0.04 dB
**Fast SAR: SAR(1 g) = 0.205 W/kg; SAR(10 g) = 0.112 W/kg**
Maximum value of SAR (interpolated) = 0.238 W/kg
**Body/Top Mid/Zoom Scan (5x5x7)/Cube 0:** Measurement grid: dx=8mm, dy=8mm, dz=5mm
Reference Value = 3.11 V/m; Power Drift = 0.04 dB
Peak SAR (extrapolated) = 0.437 W/kg
**SAR(1 g) = 0.172 W/kg; SAR(10 g) = 0.094 W/kg**
Smallest distance from peaks to all points 3 dB below = 7.6 mm
Ratio of SAR at M2 to SAR at M1 = 63.2%
Maximum value of SAR (measured) = 0.198 W/kg




0 dB = 0.238 W/kg = -14.29 dBW/kg

**LTE Band4 Body Facedown Mid 15mm**
Communication System: UID 0, LTE-FDD(CE); Communication System Band: Band4(10MHz);
Frequency: 1732.5 MHz;Communication System PAR: 0 dB; PMF: 1
Medium parameters used (interpolated): f = 1750 MHz; $\sigma$ = 1.322 S/m; $\varepsilon_r$ = 40.328; $\rho$ = 1000 kg/m$^3$
Phantom section: Flat Section
Measurement Standard: DASY5 (IEEE/IEC/ANSI C63.19-2007)
DASY Configuration:

- Probe: EX3DV4 - SN7623; ConvF(8.29, 8.29, 8.29) @ 1732.5 MHz; Calibrated: 2022-01-24
- Sensor-Surface: 4mm (Mechanical Surface Detection), z = 1.0, 31.0
- Electronics: DAE4 Sn1636; Calibrated: 2021-12-30
- Phantom: SAM3; Type: QD 000 P41 AA;
- DASY52 52.10.4(1527); SEMCAD X 14.6.14(7483)

**Body/Facedown Mid/Area Scan (61x61x1):** Interpolated grid: dx=1.500 mm, dy=1.500 mm
Reference Value = 2.59 V/m; Power Drift = 0.10 dB
**Fast SAR: SAR(1 g) = 0.121 W/kg; SAR(10 g) = 0.062 W/kg**
Maximum value of SAR (interpolated) = 0.154 W/kg
**Body/Facedown Mid/Zoom Scan (5x5x7)/Cube 0:** Measurement grid: dx=8mm, dy=8mm, dz=5mm
Reference Value = 2.59 V/m; Power Drift = 0.10 dB
Peak SAR (extrapolated) = 0.237 W/kg
**SAR(1 g) = 0.091 W/kg; SAR(10 g) = 0.043 W/kg**
Smallest distance from peaks to all points 3 dB below = 10.1 mm
Ratio of SAR at M2 to SAR at M1 = 60%
Maximum value of SAR (measured) = 0.134 W/kg




0 dB = 0.154 W/kg = -17.83 dBW/kg

**LTE Band5 (10MHz) Head Right Tilted Mid**
Communication System: UID 0, Generic LTE (0); Communication System Band: Band 5, E-UTRA/FDD (824.0 - 849.0 MHz); Frequency: 836.5 MHz;Communication System PAR: 0 dB; PMF: 1
Medium parameters used (interpolated): f = 836.5 MHz; $\sigma$ = 0.899 S/m; $\varepsilon_r$ = 41.323; $\rho$ = 1000 kg/m$^3$
Phantom section: Right Section
Measurement Standard: DASY5 (IEEE/IEC/ANSI C63.19-2007)
DASY Configuration:

- Probe: EX3DV4 - SN7623; ConvF(9.52, 9.52, 9.52) @ 836.5 MHz; Calibrated: 2022-01-24
- Sensor-Surface: 4mm (Mechanical Surface Detection), z = 1.0, 31.0
- Electronics: DAE4 Sn1636; Calibrated: 2021-12-30
- Phantom: SAM3; Type: QD 000 P41 AA;
- DASY52 52.10.4(1527); SEMCAD X 14.6.14(7483)

**Head Right/Tilted Mid/Area Scan (61x61x1):** Interpolated grid: dx=1.500 mm, dy=1.500 mm
Reference Value = 5.21 V/m; Power Drift = 0.19 dB
**Fast SAR: SAR(1 g) = 0.289 W/kg; SAR(10 g) = 0.152 W/kg**
Maximum value of SAR (interpolated) = 0.327 W/kg
**Head Right/Tilted Mid/Zoom Scan (5x5x7)/Cube 0:** Measurement grid: dx=8mm, dy=8mm, dz=5mm
Reference Value = 5.21 V/m; Power Drift = 0.19 dB
Peak SAR (extrapolated) = 0.563 W/kg
**SAR(1 g) = 0.250 W/kg; SAR(10 g) = 0.129 W/kg**
Smallest distance from peaks to all points 3 dB below = 11.6 mm
Ratio of SAR at M2 to SAR at M1 = 67.7%
Maximum value of SAR (measured) = 0.284 W/kg




0 dB = 0.327 W/kg = -13.23 dBW/kg

**LTE Band5 (10MHz) Body Top Mid 10mm**
Communication System: UID 0, Generic LTE (0); Communication System Band: Band 5, E-UTRA/FDD (824.0 - 849.0 MHz); Frequency: 836.5 MHz;Communication System PAR: 0 dB; PMF: 1
Medium parameters used (interpolated): f = 836.5 MHz; $\sigma$ = 0.899 S/m; $\varepsilon_r$ = 41.323; $\rho$ = 1000 kg/m$^3$
Phantom section: Flat Section
Measurement Standard: DASY5 (IEEE/IEC/ANSI C63.19-2007)
DASY Configuration:

- Probe: EX3DV4 - SN7623; ConvF(9.52, 9.52, 9.52) @ 836.5 MHz; Calibrated: 2022-01-24
- Sensor-Surface: 4mm (Mechanical Surface Detection), z = 1.0, 31.0
- Electronics: DAE4 Sn1636; Calibrated: 2021-12-30
- Phantom: SAM3; Type: QD 000 P41 AA;
- DASY52 52.10.4(1527); SEMCAD X 14.6.14(7483)

**Body/Top Mid 10mm/Area Scan (61x61x1):** Interpolated grid: dx=1.500 mm, dy=1.500 mm
Reference Value = 4.12 V/m; Power Drift = -0.13 dB
**Fast SAR: SAR(1 g) = 0.156 W/kg; SAR(10 g) = 0.079 W/kg**
Maximum value of SAR (interpolated) = 0.197 W/kg
**Body/Top Mid 10mm/Zoom Scan (5x5x7)/Cube 0:** Measurement grid: dx=8mm, dy=8mm, dz=5mm
Reference Value = 4.12 V/m; Power Drift = -0.13 dB
Peak SAR (extrapolated) = 0.328 W/kg
**SAR(1 g) = 0.120 W/kg; SAR(10 g) = 0.054 W/kg**
Smallest distance from peaks to all points 3 dB below = 11.3 mm
Ratio of SAR at M2 to SAR at M1 = 59.8%
Maximum value of SAR (measured) = 0.169 W/kg




0 dB = 0.197 W/kg = -15.29 dBW/kg

**LTE Band5 (10MHz) Body Facedown Mid 15mm**
Communication System: UID 0, Generic LTE (0); Communication System Band: Band 5, E-UTRA/FDD (824.0 - 849.0 MHz); Frequency: 836.5 MHz;Communication System PAR: 0 dB; PMF: 1
Medium parameters used (extrapolated): f = 836.5 MHz; $\sigma$ = 0.88 S/m; $\varepsilon_r$ = 41.63; $\rho$ = 1000 kg/m$^3$
Phantom section: Flat Section
Measurement Standard: DASY5 (IEEE/IEC/ANSI C63.19-2007)
DASY Configuration:

- Probe: EX3DV4 - SN7623; ConvF(9.52, 9.52, 9.52) @ 836.5 MHz; Calibrated: 2022-01-24
- Sensor-Surface: 4mm (Mechanical Surface Detection), z = 1.0, 31.0
- Electronics: DAE4 Sn1636; Calibrated: 2021-12-30
- Phantom: SAM3; Type: QD 000 P41 AA;
- DASY52 52.10.4(1527); SEMCAD X 14.6.14(7483)

**Body/Facedown Mid/Area Scan (61x61x1):** Interpolated grid: dx=1.500 mm, dy=1.500 mm
Reference Value = 2.35 V/m; Power Drift = -0.12 dB
**Fast SAR: SAR(1 g) = 0.096 W/kg; SAR(10 g) = 0.047 W/kg**
Maximum value of SAR (interpolated) = 0.128 W/kg
**Body/Facedown Mid/Zoom Scan (5x5x7)/Cube 0:** Measurement grid: dx=8mm, dy=8mm, dz=5mm
Reference Value = 2.35 V/m; Power Drift = -0.12 dB
Peak SAR (extrapolated) = 0.227 W/kg
**SAR(1 g) = 0.071 W/kg; SAR(10 g) = 0.032 W/kg**
Smallest distance from peaks to all points 3 dB below = 8.6 mm
Ratio of SAR at M2 to SAR at M1 = 47.8%
Maximum value of SAR (measured) = 0.105 W/kg




0 dB = 0.128 W/kg = -7.25 dBW/kg

**LTE Band7 Head Right Tilted Mid**
Communication System: UID 0, LTE-FDD(CE); Communication System Band: Band7(20MHz);
Frequency: 2535 MHz;Communication System PAR: 0 dB; PMF: 1
Medium parameters used: f = 2535 MHz; $\sigma$ = 1.88 S/m; $\varepsilon_r$ = 37.7; $\rho$ = 1000 kg/m$^3$
Phantom section: Right Section
Measurement Standard: DASY5 (IEEE/IEC/ANSI C63.19-2007)
DASY Configuration:

- Probe: EX3DV4 - SN7623; ConvF(7.56, 7.56, 7.56) @ 2535 MHz; Calibrated: 2022-01-24
- Sensor-Surface: 4mm (Mechanical Surface Detection), z = 1.0, 31.0
- Electronics: DAE4 Sn1636; Calibrated: 2021-12-30
- Phantom: SAM3; Type: QD 000 P41 AA;
- DASY52 52.10.4(1527); SEMCAD X 14.6.14(7483)

**Head Right/Tilted Mid/Area Scan (61x61x1):** Interpolated grid: dx=1.500 mm, dy=1.500 mm
Reference Value = 4.63 V/m; Power Drift = 0.04 dB
**Fast SAR: SAR(1 g) = 0.467 W/kg; SAR(10 g) = 0.234 W/kg**
Maximum value of SAR (interpolated) = 0.529 W/kg
**Head Right/Tilted Mid/Zoom Scan (5x5x7)/Cube 0:** Measurement grid: dx=8mm, dy=8mm, dz=5mm
Reference Value = 4.63 V/m; Power Drift = 0.04 dB
Peak SAR (extrapolated) = 0.893 W/kg
**SAR(1 g) = 0.414 W/kg; SAR(10 g) = 0.208 W/kg**
Smallest distance from peaks to all points 3 dB below = 8 mm
Ratio of SAR at M2 to SAR at M1 = 42.6%
Maximum value of SAR (measured) = 0.459 W/kg




0 dB = 0.529 W/kg = -5.28 dBW/kg

**LTE Band7 Body Top Mid 10mm**
Communication System: UID 0, LTE-FDD(CE); Communication System Band: Band7(20MHz);
Frequency: 2535 MHz;Communication System PAR: 0 dB; PMF: 1
Medium parameters used: f = 2535 MHz; $\sigma$ = 1.88 S/m; $\varepsilon_r$ = 37.7; $\rho$ = 1000 kg/m$^3$
Phantom section: Flat Section
Measurement Standard: DASY5 (IEEE/IEC/ANSI C63.19-2007)
DASY Configuration:

- Probe: ES3DV3 - SN7623; ConvF(4.65, 4.65, 4.65) @ 2535 MHz; Calibrated: 2022-01-24
- Sensor-Surface: 4mm (Mechanical Surface Detection), z = 2.0, 32.0
- Electronics: DAE4 Sn1636; Calibrated: 2021-12-30
- Phantom: SAM 4; Type: QD 000 P40 CC;
- DASY52 52.10.4(1527); SEMCAD X 14.6.14(7483)

**Body/Top Mid 10mm/Area Scan (61x61x1):** Interpolated grid: dx=1.500 mm, dy=1.500 mm
Reference Value = 3.37 V/m; Power Drift = -0.10 dB
**Fast SAR: SAR(1 g) = 0.342 W/kg; SAR(10 g) = 0.179 W/kg**
Maximum value of SAR (interpolated) = 0.378 W/kg
**Body/Top Mid 10mm/Zoom Scan (5x5x7)/Cube 0:** Measurement grid: dx=8mm, dy=8mm, dz=5mm
Reference Value = 3.37 V/m; Power Drift = -0.10 dB
Peak SAR (extrapolated) = 0.755 W/kg
**SAR(1 g) = 0.296 W/kg; SAR(10 g) = 0.143 W/kg**
Smallest distance from peaks to all points 3 dB below = 11.5 mm
Ratio of SAR at M2 to SAR at M1 = 56.4%
Maximum value of SAR (measured) = 0.338 W/kg




0 dB = 0.378 W/kg = -5.28 dBW/kg

**LTE Band7 Body Facedown Mid 15mm**
Communication System: UID 0, LTE-FDD(CE); Communication System Band: Band7(20MHz);
Frequency: 2535 MHz;Communication System PAR: 0 dB; PMF: 1
Medium parameters used: f = 2535 MHz; $\sigma$ = 1.88 S/m; $\varepsilon_r$ = 37.7; $\rho$ = 1000 kg/m$^3$
Phantom section: Flat Section
Measurement Standard: DASY5 (IEEE/IEC/ANSI C63.19-2007)
DASY Configuration:

- Probe: ES3DV3 - SN7623; ConvF(4.65, 4.65, 4.65) @ 2535 MHz; Calibrated: 2022-01-24
- Sensor-Surface: 4mm (Mechanical Surface Detection), z = 2.0, 32.0
- Electronics: DAE4 Sn1636; Calibrated: 2021-12-30
- Phantom: SAM 4; Type: QD 000 P40 CC;
- DASY52 52.10.4(1527); SEMCAD X 14.6.14(7483)

**Body/Facedown Mid 15mm/Area Scan (61x61x1):** Interpolated grid: dx=1.500 mm, dy=1.500 mm
Reference Value = 1.47 V/m; Power Drift = -0.06 dB
**Fast SAR: SAR(1 g) = 0.158 W/kg; SAR(10 g) = 0.086 W/kg**
Maximum value of SAR (interpolated) = 0.194 W/kg
**Body/Facedown Mid 15mm/Zoom Scan (5x5x7)/Cube 0:** Measurement grid: dx=8mm, dy=8mm, dz=5mm
Reference Value = 1.47 V/m; Power Drift = -0.06 dB
Peak SAR (extrapolated) = 0.319 W/kg
**SAR(1 g) = 0.127 W/kg; SAR(10 g) = 0.071 W/kg**
Smallest distance from peaks to all points 3 dB below = 9.5 mm
Ratio of SAR at M2 to SAR at M1 = 54.5%
Maximum value of SAR (measured) = 0.166 W/kg




0 dB = 0.194 W/kg = -17.28 dBW/kg

**LTE Band12 (10MHz) Head Right Tilted Mid**
Communication System: UID 0, LTE-FDD(CE); Communication System Band: Band12(10MHz);
Frequency: 707 MHz;Communication System PAR: 0 dB; PMF: 1
Medium parameters used (interpolated): f = 707 MHz; $\sigma$ = 0.861 S/m; $\varepsilon_r$ = 42.398; $\rho$ = 1000 kg/m$^3$
Phantom section: Right Section
Measurement Standard: DASY5 (IEEE/IEC/ANSI C63.19-2007)
DASY Configuration:

- Probe: EX3DV4 - SN7623; ConvF(9.92, 9.92, 9.92) @ 707 MHz; Calibrated: 2022-01-24
- Sensor-Surface: 4mm (Mechanical Surface Detection), z = 1.0, 31.0
- Electronics: DAE4 Sn1636; Calibrated: 2021-12-30
- Phantom: SAM3; Type: QD 000 P41 AA;
- DASY52 52.10.4(1527); SEMCAD X 14.6.14(7483)

**Head Right Tilted Mid/Area Scan (61x61x1):** Interpolated grid: dx=1.500 mm, dy=1.500 mm
Reference Value = 3.858 V/m; Power Drift = 0.01 dB
**Fast SAR: SAR(1 g) = 0.094 W/kg; SAR(10 g) = 0.048 W/kg**
Maximum value of SAR (interpolated) = 0.138 W/kg
**Head Right Tilted Mid/Zoom Scan (5x5x7)/Cube 0:** Measurement grid: dx=8mm, dy=8mm, dz=5mm
Reference Value = 3.858 V/m; Power Drift = 0.01 dB
Peak SAR (extrapolated) = 0.225 W/kg
**SAR(1 g) = 0.080 W/kg; SAR(10 g) = 0.037 W/kg**
Smallest distance from peaks to all points 3 dB below = 10.1 mm
Ratio of SAR at M2 to SAR at M1 = 83.8%
Maximum value of SAR (measured) = 0.127 W/kg




0 dB = 0.138 W/kg = -18.58 dBW/kg

**LTE Band12 (10MHz) Body Leftside Mid 10mm**
Communication System: UID 0, LTE-FDD(CE); Communication System Band: Band12(10MHz);
Frequency: 707 MHz;Communication System PAR: 0 dB; PMF: 1
Medium parameters used (interpolated): f = 707 MHz; $\sigma$ = 0.861 S/m; $\varepsilon_r$ = 42.398; $\rho$ = 1000 kg/m$^3$
Phantom section: Flat Section
Measurement Standard: DASY5 (IEEE/IEC/ANSI C63.19-2007)
DASY Configuration:

- Probe: EX3DV4 - SN7623; ConvF(9.92, 9.92, 9.92) @ 707 MHz; Calibrated: 2022-01-24
- Sensor-Surface: 4mm (Mechanical Surface Detection), z = 1.0, 31.0
- Electronics: DAE4 Sn1636; Calibrated: 2021-12-30
- Phantom: SAM3; Type: QD 000 P41 AA;
- DASY52 52.10.4(1527); SEMCAD X 14.6.14(7483)

**Body/Leftside Mid/Area Scan (61x61x1):** Interpolated grid: dx=1.500 mm, dy=1.500 mm
Reference Value = 1.65 V/m; Power Drift = 0.06 dB
**Fast SAR: SAR(1 g) = 0.197 W/kg; SAR(10 g) = 0.109 W/kg**
Maximum value of SAR (interpolated) = 0.238 W/kg
**Body/Leftside Mid/Zoom Scan (5x5x7)/Cube 0:** Measurement grid: dx=8mm, dy=8mm, dz=5mm
Reference Value = 1.65 V/m; Power Drift = 0.06 dB
Peak SAR (extrapolated) = 0.424 W/kg
**SAR(1 g) = 0.169 W/kg; SAR(10 g) = 0.088 W/kg**
Smallest distance from peaks to all points 3 dB below = 8.6 mm
Ratio of SAR at M2 to SAR at M1 = 74.8%
Maximum value of SAR (measured) = 0.195 W/kg

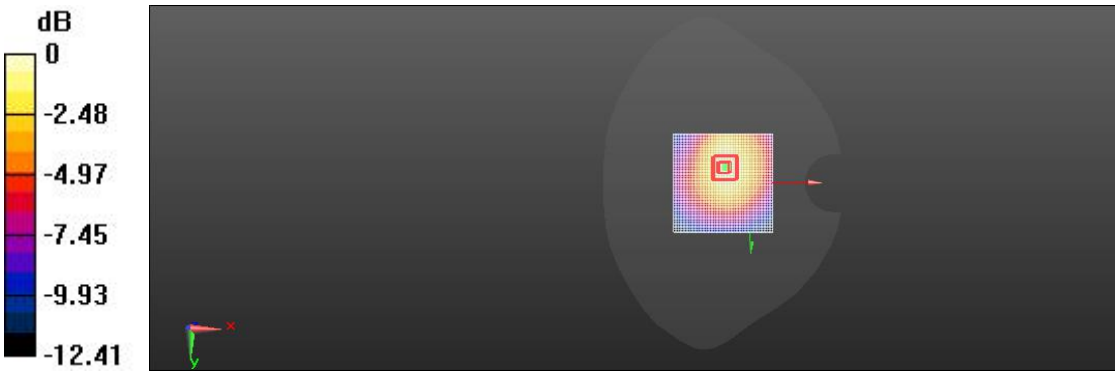


0 dB = 0.238 W/kg = -17.12 dBW/kg

**LTE Band12 (10MHz) Body Facedown Mid 15mm**
Communication System: UID 0, LTE-FDD(CE); Communication System Band: Band12(10MHz);
Frequency: 707 MHz;Communication System PAR: 0 dB; PMF: 1
Medium parameters used (interpolated): f = 707 MHz; $\sigma$ = 0.861 S/m; $\varepsilon_r$ = 42.398; $\rho$ = 1000 kg/m$^3$
Phantom section: Flat Section
Measurement Standard: DASY5 (IEEE/IEC/ANSI C63.19-2007)
DASY Configuration:

- Probe: EX3DV4 - SN7623; ConvF(9.92, 9.92, 9.92) @ 707 MHz; Calibrated: 2022-01-24
- Sensor-Surface: 4mm (Mechanical Surface Detection), z = 1.0, 31.0
- Electronics: DAE4 Sn1636; Calibrated: 2021-12-30
- Phantom: SAM3; Type: QD 000 P41 AA;
- DASY52 52.10.4(1527); SEMCAD X 14.6.14(7483)

**Body/Facedown Mid/Area Scan (61x61x1):** Interpolated grid: dx=1.500 mm, dy=1.500 mm
Reference Value = 1.41 V/m; Power Drift = 0.06 dB
**Fast SAR: SAR(1 g) = 0.074 W/kg; SAR(10 g) = 0.039 W/kg**
Maximum value of SAR (interpolated) = 0.088 W/kg
**Body/Facedown Mid/Zoom Scan (5x5x7)/Cube 0:** Measurement grid: dx=8mm, dy=8mm, dz=5mm
Reference Value = 1.41 V/m; Power Drift = 0.06 dB
Peak SAR (extrapolated) = 0.185 W/kg
**SAR(1 g) = 0.053 W/kg; SAR(10 g) = 0.029 W/kg**
Smallest distance from peaks to all points 3 dB below = 8.6 mm
Ratio of SAR at M2 to SAR at M1 = 74.8%
Maximum value of SAR (measured) = 0.067 W/kg




0 dB = 0.088 W/kg = -21.23 dBW/kg

**LTE Band13(10MHz) Head Right Cheek Mid**
Communication System: UID 10175 - CAG, LTE-FDD (SC-FDMA, 1 RB, 10 MHz, QPSK);
Communication System Band: Band 13, E-UTRA/FDD (777.0 - 787.0 MHz); Frequency: 782 MHz;Communication System PAR: 5.724 dB; PMF: 1.13894
Medium parameters used (interpolated): f = 782 MHz; $\sigma$ = 0.926 S/m; $\varepsilon_r$ = 41.412; $\rho$ = 1000 kg/m$^3$
Phantom section: Right Section
Measurement Standard: DASY5 (IEEE/IEC/ANSI C63.19-2007)
DASY Configuration:

- Probe: EX3DV4 - SN7623; ConvF(10.28, 10.28, 10.28) @ 782 MHz; Calibrated: 2022-01-24
- Sensor-Surface: 4mm (Mechanical Surface Detection), z = 1.0, 31.0
- Electronics: DAE4 Sn1636; Calibrated: 2021-12-30
- Phantom: SAM 3; Type: QD 000 P41 AA;
- DASY52 52.10.4(1527); SEMCAD X 14.6.14(7483)

**Head Right/Cheek Mid/Area Scan (61x61x1):** Interpolated grid: dx=1.500 mm, dy=1.500 mm
Reference Value = 2.541 V/m; Power Drift = 0.15 dB
**Fast SAR: SAR(1 g) = 0.243 W/kg; SAR(10 g) = 0.125 W/kg**
Maximum value of SAR (interpolated) = 0.287 W/kg
**Head Right/Cheek Mid/Zoom Scan (5x5x7)/Cube 0:** Measurement grid: dx=8mm, dy=8mm, dz=5mm
Reference Value = 2.541 V/m; Power Drift = 0.15 dB
Peak SAR (extrapolated) = 0.549 W/kg
**SAR(1 g) = 0.210 W/kg; SAR(10 g) = 0.109 W/kg**
Smallest distance from peaks to all points 3 dB below = 8.7 mm
Ratio of SAR at M2 to SAR at M1 = 63.3%
Maximum value of SAR (measured) = 0.256 W/kg




0 dB = 0.287 W/kg = -16.12 dBW/kg

**LTE Band13(10MHz) Body Left Side Mid 10mm**
Communication System: UID 10175 - CAG, LTE-FDD (SC-FDMA, 1 RB, 10 MHz, QPSK);
Communication System Band: Band 13, E-UTRA/FDD (777.0 - 787.0 MHz); Frequency: 782 MHz;Communication System PAR: 5.724 dB; PMF: 1.13894
Medium parameters used (interpolated): f = 782 MHz; $\sigma$ = 0.926 S/m; $\varepsilon_r$ = 41.412; $\rho$ = 1000 kg/m$^3$
Phantom section: Flat Section
Measurement Standard: DASY5 (IEEE/IEC/ANSI C63.19-2007)
DASY Configuration:

- Probe: EX3DV4 - SN7623; ConvF(10.28, 10.28, 10.28) @ 782 MHz; Calibrated: 2022-01-24
- Sensor-Surface: 4mm (Mechanical Surface Detection), z = 1.0, 31.0
- Electronics: DAE4 Sn1636; Calibrated: 2021-12-30
- Phantom: SAM 3; Type: QD 000 P41 AA;
- DASY52 52.10.4(1527); SEMCAD X 14.6.14(7483)

**Body/Left Side Mid/Area Scan (61x61x1):** Interpolated grid: dx=1.500 mm, dy=1.500 mm
Reference Value = 1.15 V/m; Power Drift = 0.05 dB
**Fast SAR: SAR(1 g) = 0.144 W/kg; SAR(10 g) = 0.077 W/kg**
Maximum value of SAR (interpolated) = 0.187 W/kg
**Body/Left Side Mid/Zoom Scan (5x5x7)/Cube 0:** Measurement grid: dx=8mm, dy=8mm, dz=5mm
Reference Value = 1.15 V/m; Power Drift = 0.05 dB
Peak SAR (extrapolated) = 0.319 W/kg
**SAR(1 g) = 0.119 W/kg; SAR(10 g) = 0.054 W/kg**
Smallest distance from peaks to all points 3 dB below = 9.1 mm
Ratio of SAR at M2 to SAR at M1 = 65.2%
Maximum value of SAR (measured) = 0.156 W/kg




0 dB = 0.187 W/kg = -20.88 dBW/kg

**LTE Band13(10MHz) Body Facedown Mid 15mm**
Communication System: UID 10175 - CAG, LTE-FDD (SC-FDMA, 1 RB, 10 MHz, QPSK);
Communication System Band: Band 13, E-UTRA/FDD (777.0 - 787.0 MHz); Frequency: 782 MHz;Communication System PAR: 5.724 dB; PMF: 1.13894
Medium parameters used (interpolated): f = 782 MHz; $\sigma$ = 0.926 S/m; $\varepsilon_r$ = 41.412; $\rho$ = 1000 kg/m$^3$
Phantom section: Flat Section
Measurement Standard: DASY5 (IEEE/IEC/ANSI C63.19-2007)
DASY Configuration:

- Probe: EX3DV4 - SN7623; ConvF(10.28, 10.28, 10.28) @ 782 MHz; Calibrated: 2022-01-24
- Sensor-Surface: 4mm (Mechanical Surface Detection), z = 1.0, 31.0
- Electronics: DAE4 Sn1636; Calibrated: 2021-12-30
- Phantom: SAM 3; Type: QD 000 P41 AA;
- DASY52 52.10.4(1527); SEMCAD X 14.6.14(7483)

**Body/Facedown Mid/Area Scan (61x61x1):** Interpolated grid: dx=1.500 mm, dy=1.500 mm
Reference Value = 0.75 V/m; Power Drift = 0.05 dB
**Fast SAR: SAR(1 g) = 0.067 W/kg; SAR(10 g) = 0.033 W/kg**
Maximum value of SAR (interpolated) = 0.095 W/kg
**Body/Facedown Mid/Zoom Scan (5x5x7)/Cube 0:** Measurement grid: dx=8mm, dy=8mm, dz=5mm
Reference Value = 0.75 V/m; Power Drift = 0.05 dB
Peak SAR (extrapolated) = 0.149 W/kg
**SAR(1 g) = 0.048 W/kg; SAR(10 g) = 0.023 W/kg**
Smallest distance from peaks to all points 3 dB below = 10.1 mm
Ratio of SAR at M2 to SAR at M1 = 70.6%
Maximum value of SAR (measured) = 0.062 W/kg




0 dB = 0.095 W/kg = -23.18 dBW/kg

**LTE Band17 (10MHz) Head Right Tilted Mid**
Communication System: UID 0, LTE-FDD(CE); Communication System Band: Band17(10MHz);
Frequency: 710 MHz;Communication System PAR: 0 dB; PMF: 1
Medium parameters used (interpolated): f = 710 MHz; $\sigma$ = 0.86 S/m; $\varepsilon_r$ = 42.412; $\rho$ = 1000 kg/m$^3$
Phantom section: Right Section
Measurement Standard: DASY5 (IEEE/IEC/ANSI C63.19-2007)
DASY Configuration:

- Probe: EX3DV4 - SN7623; ConvF(9.92, 9.92, 9.92) @ 710 MHz; Calibrated: 2022-01-24
- Sensor-Surface: 4mm (Mechanical Surface Detection), z = 1.0, 31.0
- Electronics: DAE4 Sn1636; Calibrated: 2021-12-30
- Phantom: SAM3; Type: QD 000 P41 AA;
- DASY52 52.10.4(1527); SEMCAD X 14.6.14(7483)

**Head Right/Tilted Mid/Area Scan (61x61x1):** Interpolated grid: dx=1.500 mm, dy=1.500 mm
Reference Value = 2.07 V/m; Power Drift = 0.04 dB
**Fast SAR: SAR(1 g) = 0.116 W/kg; SAR(10 g) = 0.067 W/kg**
Maximum value of SAR (interpolated) = 0.148 W/kg
**Head Right/Tilted Mid/Zoom Scan (5x5x7)/Cube 0:** Measurement grid: dx=8mm, dy=8mm, dz=5mm
Reference Value = 2.07 V/m; Power Drift = 0.04 dB
Peak SAR (extrapolated) = 0.259 W/kg
**SAR(1 g) = 0.082 W/kg; SAR(10 g) = 0.045 W/kg**
Smallest distance from peaks to all points 3 dB below = 6.3 mm
Ratio of SAR at M2 to SAR at M1 = 43.2%
Maximum value of SAR (measured) = 0.109 W/kg




0 dB = 0.148 W/kg = -23.18 dBW/kg

**LTE Band17 (10MHz) Body Leftside Mid 10mm**
Communication System: UID 0, LTE-FDD(CE); Communication System Band: Band17(10MHz);
Frequency: 710 MHz;Communication System PAR: 0 dB; PMF: 1
Medium parameters used (interpolated): f = 710 MHz; $\sigma$ = 0.861 S/m; $\varepsilon_r$ = 42.398; $\rho$ = 1000 kg/m$^3$
Phantom section: Flat Section
Measurement Standard: DASY5 (IEEE/IEC/ANSI C63.19-2007)
DASY Configuration:

- Probe: EX3DV4 - SN7623; ConvF(9.92, 9.92, 9.92) @ 710 MHz; Calibrated: 2022-01-24
- Sensor-Surface: 4mm (Mechanical Surface Detection), z = 1.0, 31.0
- Electronics: DAE4 Sn1636; Calibrated: 2021-12-30
- Phantom: SAM3; Type: QD 000 P41 AA;
- DASY52 52.10.4(1527); SEMCAD X 14.6.14(7483)

**Body/Leftside Mid/Area Scan (61x61x1):** Interpolated grid: dx=1.500 mm, dy=1.500 mm
Reference Value = 3.19 V/m; Power Drift = 0.07 dB
**Fast SAR: SAR(1 g) = 0.226 W/kg; SAR(10 g) = 0.117 W/kg**
Maximum value of SAR (interpolated) = 0.281 W/kg
**Body/Leftside Mid/Zoom Scan (5x5x7)/Cube 0:** Measurement grid: dx=8mm, dy=8mm, dz=5mm
Reference Value = 3.19 V/m; Power Drift = 0.07 dB
Peak SAR (extrapolated) = 0.468 W/kg
**SAR(1 g) = 0.172 W/kg; SAR(10 g) = 0.089 W/kg**
Smallest distance from peaks to all points 3 dB below = 7.1 mm
Ratio of SAR at M2 to SAR at M1 = 68.2%
Maximum value of SAR (measured) = 0.228 W/kg




0 dB = 0.281 W/kg = -16.28 dBW/kg

**LTE Band17 (10MHz) Body Facedown Mid 15mm**
Communication System: UID 0, LTE-FDD(CE); Communication System Band: Band17(10MHz);
Frequency: 711 MHz;Communication System PAR: 0 dB; PMF: 1
Medium parameters used (interpolated): f = 711 MHz; $\sigma$ = 0.861 S/m; $\varepsilon_r$ = 42.398; $\rho$ = 1000 kg/m$^3$
Phantom section: Flat Section
Measurement Standard: DASY5 (IEEE/IEC/ANSI C63.19-2007)
DASY Configuration:

- Probe: EX3DV4 - SN7623; ConvF(9.92, 9.92, 9.92) @ 711 MHz; Calibrated: 2022-01-24
- Sensor-Surface: 4mm (Mechanical Surface Detection), z = 1.0, 31.0
- Electronics: DAE4 Sn1636; Calibrated: 2021-12-30
- Phantom: SAM3; Type: QD 000 P41 AA;
- DASY52 52.10.4(1527); SEMCAD X 14.6.14(7483)

**Body/Facedown Mid/Area Scan (61x61x1):** Interpolated grid: dx=1.500 mm, dy=1.500 mm
Reference Value = 0.89 V/m; Power Drift = 0.02 dB
**Fast SAR: SAR(1 g) = 0.064 W/kg; SAR(10 g) = 0.035 W/kg**
Maximum value of SAR (interpolated) = 0.087 W/kg
**Body/Facedown Mid/Zoom Scan (5x5x7)/Cube 0:** Measurement grid: dx=8mm, dy=8mm, dz=5mm
Reference Value = 0.89 V/m; Power Drift = 0.02 dB
Peak SAR (extrapolated) = 0.139 W/kg
**SAR(1 g) = 0.043 W/kg; SAR(10 g) = 0.024 W/kg**
Smallest distance from peaks to all points 3 dB below = 9.3 mm
Ratio of SAR at M2 to SAR at M1 = 63.2%
Maximum value of SAR (measured) = 0.068 W/kg

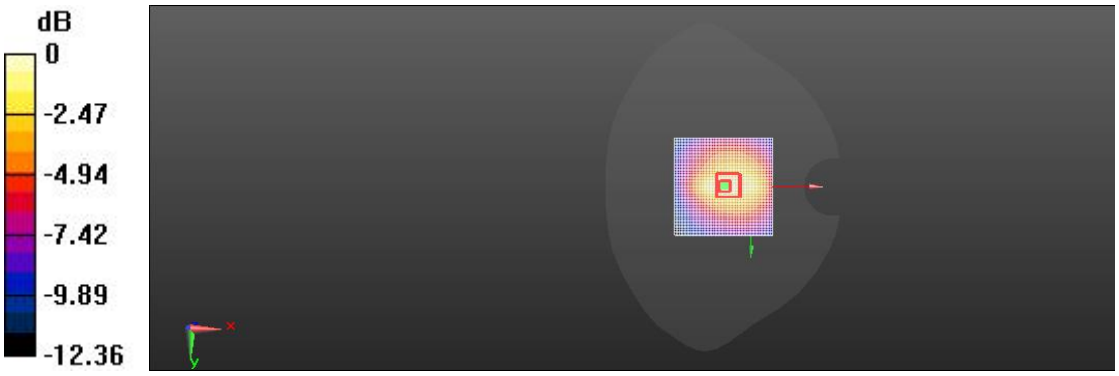


0 dB = 0.087 W/kg = -18.86 dBW/kg

**LTE Band38 Head Right Tilted Mid**
Communication System: UID 0, LTE-TDD; Communication System Band: Band38(20MHz);
Frequency: 2595 MHz;Communication System PAR: 0 dB; PMF: 1.12202e-005
Medium parameters used: f = 2600 MHz; $\sigma$ = 1.97 S/m; $\varepsilon_r$ = 39.11; $\rho$ = 1000 kg/m$^3$
Phantom section: Right Section
Measurement Standard: DASY5 (IEEE/IEC/ANSI C63.19-2007)
DASY Configuration:

- Probe: EX3DV4 - SN7623; ConvF(7.33, 7.33, 7.33) @ 2595 MHz; Calibrated: 2022-01-24
- Sensor-Surface: 4mm (Mechanical Surface Detection), z = 1.0, 31.0
- Electronics: DAE4 Sn1636; Calibrated: 2021-12-30
- Phantom: SAM3; Type: QD 000 P41 AA;
- DASY52 52.10.4(1527); SEMCAD X 14.6.14(7483)

**Head Right/Tilted Mid/Area Scan (61x61x1):** Interpolated grid: dx=1.500 mm, dy=1.500 mm
Reference Value = 10.26 V/m; Power Drift = -0.02 dB
**Fast SAR: SAR(1 g) = 0.563 W/kg; SAR(10 g) = 0.287 W/kg**
Maximum value of SAR (interpolated) = 0.618 W/kg
**Head Right/Tilted Mid/Zoom Scan (5x5x7)/Cube 0:** Measurement grid: dx=8mm, dy=8mm, dz=5mm
Reference Value = 10.26 V/m; Power Drift = -0.02 dB
Peak SAR (extrapolated) = 1.24 W/kg
**SAR(1 g) = 0.509 W/kg; SAR(10 g) = 0.247 W/kg**
Smallest distance from peaks to all points 3 dB below = 10.2 mm
Ratio of SAR at M2 to SAR at M1 = 49.3%
Maximum value of SAR (measured) = 0.579 W/kg




0 dB = 0.618 W/kg = -2.19 dBW/kg

**LTE Band38 Body Top Mid 10mm**
Communication System: UID 0, LTE-TDD; Communication System Band: Band38(20MHz);
Frequency: 2595 MHz;Communication System PAR: 0 dB; PMF: 1.12202e-005
Medium parameters used: f = 2600 MHz; $\sigma$ = 1.97 S/m; $\varepsilon_r$ = 39.11; $\rho$ = 1000 kg/m$^3$
Phantom section: Flat Section
Measurement Standard: DASY5 (IEEE/IEC/ANSI C63.19-2007)
DASY Configuration:

- Probe: EX3DV4 - SN7623; ConvF(7.33, 7.33, 7.33) @ 2595 MHz; Calibrated: 2022-01-24
- Sensor-Surface: 4mm (Mechanical Surface Detection), z = 1.0, 31.0
- Electronics: DAE4 Sn1636; Calibrated: 2021-12-30
- Phantom: SAM3; Type: QD 000 P41 AA;
- DASY52 52.10.4(1527); SEMCAD X 14.6.14(7483)

**Body/Top Mid/Area Scan (61x61x1):** Interpolated grid: dx=1.500 mm, dy=1.500 mm
Reference Value = 2.19 V/m; Power Drift = 0.03 dB
**Fast SAR: SAR(1 g) = 0.288 W/kg; SAR(10 g) = 0.142 W/kg**
Maximum value of SAR (interpolated) = 0.349 W/kg
**Body/Top Mid/Zoom Scan (5x5x7)/Cube 0:** Measurement grid: dx=8mm, dy=8mm, dz=5mm
Reference Value = 2.19 V/m; Power Drift = 0.03 dB
Peak SAR (extrapolated) = 0.595 W/kg
**SAR(1 g) = 0.234 W/kg; SAR(10 g) = 0.113 W/kg**
Smallest distance from peaks to all points 3 dB below = 8.6 mm
Ratio of SAR at M2 to SAR at M1 = 47%
Maximum value of SAR (measured) = 0.279 W/kg




0 dB = 0.349 W/kg = -12.29 dBW/kg

**LTE Band38 Body Facedown Mid 15mm**
Communication System: UID 0, LTE-TDD; Communication System Band: Band38(20MHz);
Frequency: 2595 MHz;Communication System PAR: 0 dB; PMF: 1.12202e-005
Medium parameters used: f = 2600 MHz; $\sigma$ = 1.97 S/m; $\varepsilon_r$ = 39.11; $\rho$ = 1000 kg/m$^3$
Phantom section: Flat Section
Measurement Standard: DASY5 (IEEE/IEC/ANSI C63.19-2007)
DASY Configuration:

- Probe: EX3DV4 - SN7623; ConvF(7.33, 7.33, 7.33) @ 2595 MHz; Calibrated: 2022-01-24
- Sensor-Surface: 4mm (Mechanical Surface Detection), z = 1.0, 31.0
- Electronics: DAE4 Sn1636; Calibrated: 2021-12-30
- Phantom: SAM3; Type: QD 000 P41 AA;
- DASY52 52.10.4(1527); SEMCAD X 14.6.14(7483)

**Body/Facedown Mid/Area Scan (61x61x1):** Interpolated grid: dx=1.500 mm, dy=1.500 mm
Reference Value = 3.18 V/m; Power Drift = 0.07 dB
**Fast SAR: SAR(1 g) = 0.131 W/kg; SAR(10 g) = 0.068 W/kg**
Maximum value of SAR (interpolated) = 0.166 W/kg
**Body/Facedown Mid/Zoom Scan (5x5x7)/Cube 0:** Measurement grid: dx=8mm, dy=8mm, dz=5mm
Reference Value = 3.18 V/m; Power Drift = 0.07 dB
Peak SAR (extrapolated) = 0.288 W/kg
**SAR(1 g) = 0.096 W/kg; SAR(10 g) = 0.047 W/kg**
Smallest distance from peaks to all points 3 dB below = 8.6 mm
Ratio of SAR at M2 to SAR at M1 = 47%
Maximum value of SAR (measured) = 0.127 W/kg




0 dB = 0.166 W/kg = -16.55 dBW/kg

**LTE Band41 Head Right Tilted Mid**
Communication System: UID 0, LTE-TDD; Communication System Band: Band41(20MHz);
Frequency: 2595 MHz;Communication System PAR: 0 dB; PMF: 1.12202e-005
Medium parameters used: f = 2595 MHz; $\sigma$ = 1.88 S/m; $\varepsilon_r$ = 37.7; $\rho$ = 1000 kg/m$^3$
Phantom section: Right Section
Measurement Standard: DASY5 (IEEE/IEC/ANSI C63.19-2007)
DASY Configuration:

- Probe: EX3DV4 - SN7623; ConvF(7.56, 7.56, 7.56) @ 2595 MHz; Calibrated: 2022-01-24
- Sensor-Surface: 4mm (Mechanical Surface Detection), z = 1.0, 31.0
- Electronics: DAE4 Sn1636; Calibrated: 2021-12-30
- Phantom: SAM3; Type: QD 000 P41 AA;
- DASY52 52.10.4(1527); SEMCAD X 14.6.14(7483)

**Head Right/Tilted Mid/Area Scan (61x61x1):** Interpolated grid: dx=1.500 mm, dy=1.500 mm
Reference Value = 1.78 V/m; Power Drift = 0.03 dB
**Fast SAR: SAR(1 g) = 0.397 W/kg; SAR(10 g) = 0.213 W/kg**
Maximum value of SAR (interpolated) = 0.451 W/kg
**Head Right/Tilted Mid/Zoom Scan (5x5x7)/Cube 0:** Measurement grid: dx=8mm, dy=8mm, dz=5mm
Reference Value = 1.78 V/m; Power Drift = 0.03 dB
Peak SAR (extrapolated) = 0.849 W/kg
**SAR(1 g) = 0.360 W/kg; SAR(10 g) = 0.188 W/kg**
Smallest distance from peaks to all points 3 dB below = 8.2 mm
Ratio of SAR at M2 to SAR at M1 = 41.7%
Maximum value of SAR (measured) = 0.418 W/kg




0 dB = 0.451 W/kg = -4.28 dBW/kg

**LTE Band41 Body Top Mid 10mm**
Communication System: UID 0, LTE-TDD; Communication System Band: Band41(20MHz);
Frequency: 2595 MHz;Communication System PAR: 0 dB; PMF: 1.12202e-005
Medium parameters used: f = 2595 MHz; $\sigma$ = 1.88 S/m; $\varepsilon_r$ = 37.7; $\rho$ = 1000 kg/m$^3$
Phantom section: Flat Section
Measurement Standard: DASY5 (IEEE/IEC/ANSI C63.19-2007)
DASY Configuration:

- Probe: EX3DV4 - SN7623; ConvF(7.56, 7.56, 7.56) @ 2595 MHz; Calibrated: 2022-01-24
- Sensor-Surface: 4mm (Mechanical Surface Detection), z = 1.0, 31.0
- Electronics: DAE4 Sn1636; Calibrated: 2021-12-30
- Phantom: SAM 4; Type: QD 000 P40 CC;
- DASY52 52.10.4(1527); SEMCAD X 14.6.14(7483)

**Body/Top Mid 10mm/Area Scan (61x61x1):** Interpolated grid: dx=1.500 mm, dy=1.500 mm
Reference Value = 2.19 V/m; Power Drift = 0.04 dB
**Fast SAR: SAR(1 g) = 0.187 W/kg; SAR(10 g) = 0.095 W/kg**
Maximum value of SAR (interpolated) = 0.240 W/kg
**Body/Top Mid 10mm/Zoom Scan (5x5x7)/Cube 0:** Measurement grid: dx=8mm, dy=8mm, dz=5mm
Reference Value = 2.19 V/m; Power Drift = 0.04 dB
Peak SAR (extrapolated) = 0.423 W/kg
**SAR(1 g) = 0.150 W/kg; SAR(10 g) = 0.071 W/kg**
Smallest distance from peaks to all points 3 dB below = 7.7 mm
Ratio of SAR at M2 to SAR at M1 = 33.9%
Maximum value of SAR (measured) = 0.196 W/kg




0 dB = 0.240 W/kg = -13.29 dBW/kg

**LTE Band41 Body Facedown Mid 15mm**
Communication System: UID 0, LTE-TDD; Communication System Band: Band41(20MHz);
Frequency: 2595 MHz;Communication System PAR: 0 dB; PMF: 1.12202e-005
Medium parameters used: f = 2595 MHz; $\sigma$ = 1.88 S/m; $\varepsilon_r$ = 37.7; $\rho$ = 1000 kg/m$^3$
Phantom section: Flat Section
Measurement Standard: DASY5 (IEEE/IEC/ANSI C63.19-2007)
DASY Configuration:

- Probe: EX3DV4 - SN7623; ConvF(7.56, 7.56, 7.56) @ 2595 MHz; Calibrated: 2022-01-24
- Sensor-Surface: 4mm (Mechanical Surface Detection), z = 1.0, 31.0
- Electronics: DAE4 Sn1636; Calibrated: 2021-12-30
- Phantom: SAM 4; Type: QD 000 P40 CC;
- DASY52 52.10.4(1527); SEMCAD X 14.6.14(7483)

**Body/Facedown Mid 15mm/Area Scan (61x61x1):** Interpolated grid: dx=1.500 mm, dy=1.500 mm
Reference Value = 2.81 V/m; Power Drift = 0.04 dB
**Fast SAR: SAR(1 g) = 0.125 W/kg; SAR(10 g) = 0.071 W/kg**
Maximum value of SAR (interpolated) = 0.146 W/kg
**Body/Facedown Mid 15mm/Zoom Scan (5x5x7)/Cube 0:** Measurement grid: dx=8mm, dy=8mm, dz=5mm
Reference Value = 2.81 V/m; Power Drift = 0.04 dB
Peak SAR (extrapolated) = 0.266 W/kg
**SAR(1 g) = 0.096 W/kg; SAR(10 g) = 0.054 W/kg**
Smallest distance from peaks to all points 3 dB below = 6.9 mm
Ratio of SAR at M2 to SAR at M1 = 43.9%
Maximum value of SAR (measured) = 0.118 W/kg




0 dB = 0.146 W/kg = -18.77 dBW/kg

**LTE Band66 Head Right Tilted Mid**
Communication System: UID 10169 - CAE, LTE-FDD (SC-FDMA, 1 RB, 20 MHz, QPSK);
Communication System Band: Band 66, E-UTRA/FDD (1710.0 - 1780.0 MHz); Frequency: 1745 MHz;Communication System PAR: 5.727 dB; PMF: 1.13894
Medium parameters used (interpolated): f = 1745 MHz; $\sigma$ = 1.375 S/m; $\varepsilon_r$ = 40.053; $\rho$ = 1000 kg/m$^3$
Phantom section: Right Section
Measurement Standard: DASY5 (IEEE/IEC/ANSI C63.19-2007)
DASY Configuration:

- Probe: EX3DV4 - SN7623; ConvF(8.5, 8.5, 8.5) @ 1745 MHz; Calibrated: 2022-01-24
- Sensor-Surface: 4mm (Mechanical Surface Detection), z = 1.0, 31.0
- Electronics: DAE4 Sn1636; Calibrated: 2021-12-30
- Phantom: SAM 3; Type: QD 000 P41 AA;
- DASY52 52.10.4(1527); SEMCAD X 14.6.14(7483)

**Head Right Tilted Mid/Area Scan (61x61x1):** Interpolated grid: dx=1.500 mm, dy=1.500 mm
Reference Value = 5.27 V/m; Power Drift = 0.05 dB
**Fast SAR: SAR(1 g) = 0.408 W/kg; SAR(10 g) = 0.208 W/kg**
Maximum value of SAR (interpolated) = 0.457 W/kg
**Head Right Tilted Mid/Zoom Scan (5x5x7)/Cube 0:** Measurement grid: dx=8mm, dy=8mm, dz=5mm
Reference Value = 5.27 V/m; Power Drift = 0.05 dB
Peak SAR (extrapolated) = 0.837 W/kg
**SAR(1 g) = 0.440 W/kg; SAR(10 g) = 0.232 W/kg**
Smallest distance from peaks to all points 3 dB below = 10.1 mm
Ratio of SAR at M2 to SAR at M1 = 70.3%
Maximum value of SAR (measured) = 0.494 W/kg




0 dB = 0.457 W/kg = -4.19 dBW/kg

**LTE Band66 Body Top Mid 10mm**
Communication System: UID 10169 - CAE, LTE-FDD (SC-FDMA, 1 RB, 20 MHz, QPSK);
Communication System Band: Band 66, E-UTRA/FDD (1710.0 - 1780.0 MHz); Frequency: 1745 MHz;Communication System PAR: 5.727 dB; PMF: 1.13894
Medium parameters used (interpolated): f = 1745 MHz; $\sigma$ = 1.356 S/m; $\varepsilon_r$ = 41.208; $\rho$ = 1000 kg/m$^3$
Phantom section: Flat Section
Measurement Standard: DASY5 (IEEE/IEC/ANSI C63.19-2007)
DASY Configuration:

- Probe: EX3DV4 - SN7623; ConvF(8.5, 8.5, 8.5) @ 1745 MHz; Calibrated: 2022-01-24
- Sensor-Surface: 4mm (Mechanical Surface Detection), z = 1.0, 31.0
- Electronics: DAE4 Sn1636; Calibrated: 2021-12-30
- Phantom: SAM 3; Type: QD 000 P41 AA;
- DASY52 52.10.4(1527); SEMCAD X 14.6.14(7483)

**Body/Top Mid/Area Scan (61x61x1):** Interpolated grid: dx=1.500 mm, dy=1.500 mm
Reference Value = 3.19 V/m; Power Drift = 0.07 dB
**Fast SAR: SAR(1 g) = 0.274 W/kg; SAR(10 g) = 0.134 W/kg**
Maximum value of SAR (interpolated) = 0.318 W/kg
**Body/Top Mid/Zoom Scan (5x5x7)/Cube 0:** Measurement grid: dx=8mm, dy=8mm, dz=5mm
Reference Value = 3.19 V/m; Power Drift = 0.07 dB
Peak SAR (extrapolated) = 0.588 W/kg
**SAR(1 g) = 0.228 W/kg; SAR(10 g) = 0.109 W/kg**
Smallest distance from peaks to all points 3 dB below = 12.9 mm
Ratio of SAR at M2 to SAR at M1 = 63.6%
Maximum value of SAR (measured) = 0.283 W/kg




0 dB = 0.318 W/kg = -14.29 dBW/kg

**LTE Band66 Body Facedown Mid 15mm**
Communication System: UID 10169 - CAE, LTE-FDD (SC-FDMA, 1 RB, 20 MHz, QPSK);
Communication System Band: Band 66, E-UTRA/FDD (1710.0 - 1780.0 MHz); Frequency: 1745 MHz;Communication System PAR: 5.727 dB; PMF: 1.13894
Medium parameters used (interpolated): f = 1745 MHz; $\sigma$ = 1.356 S/m; $\varepsilon_r$ = 41.208; $\rho$ = 1000 kg/m$^3$
Phantom section: Flat Section
Measurement Standard: DASY5 (IEEE/IEC/ANSI C63.19-2007)
DASY Configuration:

- Probe: EX3DV4 - SN7623; ConvF(8.5, 8.5, 8.5) @ 1745 MHz; Calibrated: 2022-01-24
- Sensor-Surface: 4mm (Mechanical Surface Detection), z = 1.0, 31.0
- Electronics: DAE4 Sn1636; Calibrated: 2021-12-30
- Phantom: SAM 3; Type: QD 000 P41 AA;
- DASY52 52.10.4(1527); SEMCAD X 14.6.14(7483)

**Body/Facedown Mid 15mm/Area Scan (61x61x1):** Interpolated grid: dx=1.500 mm, dy=1.500 mm
Reference Value = 1.236 V/m; Power Drift = 0.13 dB
**Fast SAR: SAR(1 g) = 0.153 W/kg; SAR(10 g) = 0.078 W/kg**
Maximum value of SAR (interpolated) = 0.193 W/kg
**Body/Facedown Mid 15mm/Zoom Scan (5x5x7)/Cube 0:** Measurement grid: dx=8mm, dy=8mm, dz=5mm
Reference Value = 1.236 V/m; Power Drift = 0.13 dB
Peak SAR (extrapolated) = 0.338 W/kg
**SAR(1 g) = 0.115 W/kg; SAR(10 g) = 0.064 W/kg**
Smallest distance from peaks to all points 3 dB below = 15.2 mm
Ratio of SAR at M2 to SAR at M1 = 64.5%
Maximum value of SAR (measured) = 0.165 W/kg

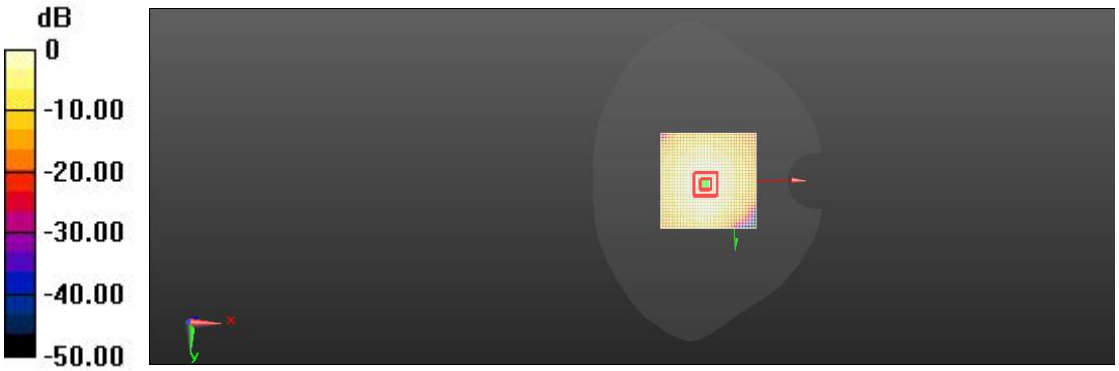


0 dB = 0.193 W/kg = -17.86 dBW/kg

Date/Time: 2022-09-06

**GSM850 Body Facedown Mid 10mm**

Communication System: UID 10001, Generic GSM; Communication System Band: GSM 850 (824.0 - 849.0 MHz); Frequency: 836.6 MHz;Communication System PAR: 9.191 dB; PMF: 2.88104
Medium parameters used (interpolated): f = 836.6 MHz; $\sigma$ = 0.89 S/m; $\varepsilon_r$ = 41.478; $\rho$ = 1000 kg/m$^3$
Phantom section: Flat Section
Measurement Standard: DASY5 (IEEE/IEC/ANSI C63.19-2007)
DASY Configuration:

- Probe: EX3DV4 - SN7623; ConvF(10.21, 10.21, 10.21) @ 836.6 MHz; Calibrated: 2022-01-24
- Sensor-Surface: 4mm (Mechanical Surface Detection), z = 1.0, 31.0
- Electronics: DAE4 Sn1636; Calibrated: 2021-12-30
- Phantom: SAM3; Type: QD 000 P41 AA;
- DASY52 52.10.4(1527); SEMCAD X 14.6.14(7483)

**GSM 850_Front/Facedown Mid 10mm/Area Scan (61x61x1):** Interpolated grid: dx=1.500 mm, dy=1.500 mm
Reference Value = 1.77 V/m; Power Drift = -0.03 dB
**Fast SAR: SAR(1 g) = 0.243 W/kg; SAR(10 g) = 0.117 W/kg**
Maximum value of SAR (interpolated) = 0.289 W/kg
**GSM 850_Front/Facedown Mid 10mm/Zoom Scan (5x5x7)/Cube 0:** Measurement grid: dx=8mm, dy=8mm, dz=5mm
Reference Value = 1.77 V/m; Power Drift = -0.03 dB
Peak SAR (extrapolated) = 0.518 W/kg
**SAR(1 g) = 0.199 W/kg; SAR(10 g) = 0.108 W/kg**
Smallest distance from peaks to all points 3 dB below = 6.7 mm
Ratio of SAR at M2 to SAR at M1 = 43.9%
Maximum value of SAR (measured) = 0.251 W/kg




0 dB = 0.289 W/kg = -16.17 dBW/kg

Date/Time: 2022-09-06

**GSM850 Body Facedown Mid 15mm**

Communication System: UID 10001, Generic GSM; Communication System Band: GSM 850 (824.0 - 849.0 MHz); Frequency: 836.6 MHz;Communication System PAR: 9.191 dB; PMF: 2.88104
Medium parameters used (interpolated): f = 836.6 MHz; $\sigma$ = 0.89 S/m; $\varepsilon_r$ = 41.478; $\rho$ = 1000 kg/m$^3$
Phantom section: Flat Section
Measurement Standard: DASY5 (IEEE/IEC/ANSI C63.19-2007)
DASY Configuration:

- Probe: EX3DV4 - SN7623; ConvF(10.21, 10.21, 10.21) @ 836.6 MHz; Calibrated: 2022-01-24
- Sensor-Surface: 4mm (Mechanical Surface Detection), z = 1.0, 31.0
- Electronics: DAE4 Sn1636; Calibrated: 2021-12-30
- Phantom: SAM3; Type: QD 000 P41 AA;
- DASY52 52.10.4(1527); SEMCAD X 14.6.14(7483)

**GSM 850_Front/Facedown Mid 15mm/Area Scan (61x61x1):** Interpolated grid: dx=1.500 mm, dy=1.500 mm
Reference Value = 2.28 V/m; Power Drift = 0.07 dB
**Fast SAR: SAR(1 g) = 0.219 W/kg; SAR(10 g) = 0.113 W/kg**
Maximum value of SAR (interpolated) = 0.257 W/kg
**GSM 850_Front/Facedown Mid 15mm/Zoom Scan (5x5x7)/Cube 0:** Measurement grid: dx=8mm, dy=8mm, dz=5mm
Reference Value = 2.28 V/m; Power Drift = 0.07 dB
Peak SAR (extrapolated) = 0.452 W/kg
**SAR(1 g) = 0.192 W/kg; SAR(10 g) = 0.096 W/kg**
Smallest distance from peaks to all points 3 dB below = 8.4 mm
Ratio of SAR at M2 to SAR at M1 = 48.3%
Maximum value of SAR (measured) = 0.230 W/kg




0 dB = 0.257 W/kg = -20.77 dBW/kg

Date/Time: 2022-09-06

**GSM850 Head Left Cheek Mid**

Communication System: UID 0, Left Cheek-Mid; Communication System Band: GSM 850 (824.0 - 849.0 MHz); Frequency: 836.6 MHz;Communication System PAR: 7.78 dB; PMF: 2.07253
Medium parameters used (interpolated): f = 836.6 MHz; $\sigma$ = 0.89 S/m; $\varepsilon_r$ = 41.478; $\rho$ = 1000 kg/m$^3$
Phantom section: Left Section
Measurement Standard: DASY5 (IEEE/IEC/ANSI C63.19-2007)
DASY Configuration:

- Probe: EX3DV4 - SN7623; ConvF(10.21, 10.21, 10.21) @ 836.6 MHz; Calibrated: 2022-01-24
- Sensor-Surface: 4mm (Mechanical Surface Detection), z = 1.0, 31.0
- Electronics: DAE4 Sn1636; Calibrated: 2021-12-30
- Phantom: SAM3; Type: QD 000 P41 AA;
- DASY52 52.10.4(1527); SEMCAD X 14.6.14(7483)

**GSM 850 Left cheek/Mid/Area Scan (61x61x1):** Interpolated grid: dx=1.500 mm, dy=1.500 mm
Reference Value = 1.97 V/m; Power Drift = 0.07 dB
**Fast SAR: SAR(1 g) = 0.236 W/kg; SAR(10 g) = 0.125 W/kg**
Maximum value of SAR (interpolated) = 0.285 W/kg
**GSM 850 Left cheek/Mid/Zoom Scan (5x5x7)/Cube 0:** Measurement grid: dx=8mm, dy=8mm, dz=5mm
Reference Value = 1.97 V/m; Power Drift = 0.07 dB
Peak SAR (extrapolated) = 0.489 W/kg
**SAR(1 g) = 0.203 W/kg; SAR(10 g) = 0.112 W/kg**
Smallest distance from peaks to all points 3 dB below = 8.3 mm
Ratio of SAR at M2 to SAR at M1 = 43.2%
Maximum value of SAR (measured) = 0.243 W/kg




0 dB = 0.285 W/kg = -14.28 dBW/kg

Date/Time: 2022-09-10

**GSM1900 Body Bottom Mid 10mm**

Communication System: UID 10001, Generic GSM; Communication System Band: PCS 1900 (1850.0 - 1910.0 MHz); Frequency: 1880 MHz;Communication System PAR: 9.191 dB; PMF: 2.88104
Medium parameters used: f = 1880 MHz; $\sigma$ = 1.45 S/m; $\varepsilon_r$ = 39.74; $\rho$ = 1000 kg/m$^3$
Phantom section: Flat Section
Measurement Standard: DASY5 (IEEE/IEC/ANSI C63.19-2007)
DASY Configuration:

- Probe: EX3DV4 - SN7623; ConvF(8.59, 8.59, 8.59) @ 1880 MHz; Calibrated: 2022-01-24
- Sensor-Surface: 4mm (Mechanical Surface Detection), z = 1.0, 31.0
- Electronics: DAE4 Sn1636; Calibrated: 2021-12-30
- Phantom: SAM3; Type: QD 000 P41 AA;
- DASY52 52.10.4(1527); SEMCAD X 14.6.14(7483)

**1900_GSM1900/GSM1900 Bottom 10mm Mid/Area Scan (61x61x1):** Interpolated grid: dx=1.500 mm, dy=1.500 mm
Reference Value = 4.23 V/m; Power Drift = 0.04 dB
**Fast SAR: SAR(1 g) = 0.198 W/kg; SAR(10 g) = 0.105 W/kg**
Maximum value of SAR (interpolated) = 0.246 W/kg
**1900_GSM1900/GSM1900 Bottom 10mm Mid/Zoom Scan (5x5x7)/Cube 0:** Measurement grid: dx=8mm, dy=8mm, dz=5mm
Reference Value = 4.23 V/m; Power Drift = 0.04 dB
Peak SAR (extrapolated) = 0.427 W/kg
**SAR(1 g) = 0.171 W/kg; SAR(10 g) = 0.093 W/kg**
Smallest distance from peaks to all points 3 dB below = 12.8 mm
Ratio of SAR at M2 to SAR at M1 = 60.8%
Maximum value of SAR (measured) = 0.218 W/kg

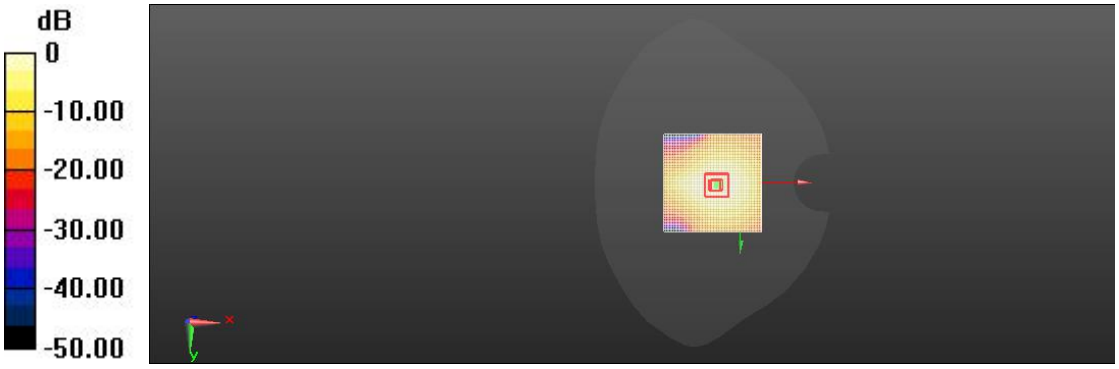


0 dB = 0.246 W/kg = -15.28 dBW/kg

Date/Time: 2022-09-10

**GSM1900 Body Facedown Mid 15mm**

Communication System: UID 10001, Generic GSM; Communication System Band: PCS 1900 (1850.0 - 1910.0 MHz); Frequency: 1880 MHz;Communication System PAR: 9.191 dB; PMF: 2.88104
Medium parameters used: f = 1880 MHz; $\sigma$ = 1.45 S/m; $\varepsilon_r$ = 39.74; $\rho$ = 1000 kg/m$^3$
Phantom section: Flat Section
Measurement Standard: DASY5 (IEEE/IEC/ANSI C63.19-2007)
DASY Configuration:

- Probe: EX3DV4 - SN7623; ConvF(8.59, 8.59, 8.59) @ 1880 MHz; Calibrated: 2022-01-24
- Sensor-Surface: 4mm (Mechanical Surface Detection), z = 1.0, 31.0
- Electronics: DAE4 Sn1636; Calibrated: 2021-12-30
- Phantom: SAM3; Type: QD 000 P41 AA;
- DASY52 52.10.4(1527); SEMCAD X 14.6.14(7483)

**1900_GSM1900/GSM1900 Facedown 15mm/Area Scan (61x61x1):** Interpolated grid: dx=1.500 mm, dy=1.500 mm
Reference Value = 1.39 V/m; Power Drift = 0.02 dB
**Fast SAR: SAR(1 g) = 0.094 W/kg; SAR(10 g) = 0.052 W/kg**
Maximum value of SAR (interpolated) = 0.124 W/kg
**1900_GSM1900/GSM1900 Facedown 15mm/Zoom Scan (5x5x7)/Cube 0:** Measurement grid: dx=8mm, dy=8mm, dz=5mm
Reference Value = 1.39 V/m; Power Drift = 0.02 dB
Peak SAR (extrapolated) = 0.211 W/kg
**SAR(1 g) = 0.080 W/kg; SAR(10 g) = 0.037 W/kg**
Smallest distance from peaks to all points 3 dB below = 13.2 mm
Ratio of SAR at M2 to SAR at M1 = 62.8%
Maximum value of SAR (measured) = 0.108 W/kg

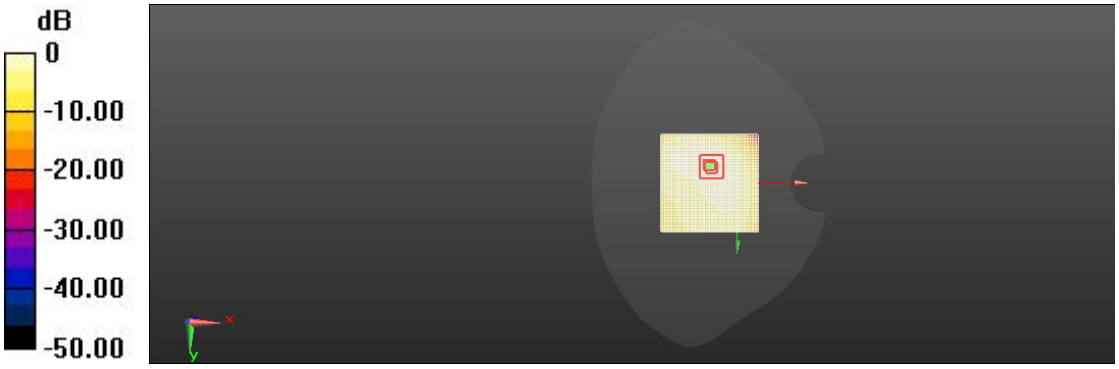


0 dB = 0.124 W/kg = -19.25 dBW/kg

Date/Time: 2022-09-10

**GSM1900 Head Left Cheek Mid**

Communication System: UID 0, Generic GSM; Communication System Band: PCS 1900 (1850.0 - 1910.0 MHz); Frequency: 1880 MHz;Communication System PAR: 9.191 dB; PMF: 2.88104
Medium parameters used: f = 1880 MHz; $\sigma$ = 1.45 S/m; $\varepsilon_r$ = 39.74; $\rho$ = 1000 kg/m$^3$
Phantom section: Left Section
Measurement Standard: DASY5 (IEEE/IEC/ANSI C63.19-2007)
DASY Configuration:

- Probe: EX3DV4 - SN7623; ConvF(8.59, 8.59, 8.59) @ 1880 MHz; Calibrated: 2022-01-24
- Sensor-Surface: 4mm (Mechanical Surface Detection), z = 1.0, 31.0
- Electronics: DAE4 Sn1636; Calibrated: 2021-12-30
- Phantom: SAM3; Type: QD 000 P41 AA;
- DASY52 52.10.4(1527); SEMCAD X 14.6.14(7483)

**1900_Left GSM Head/1900 GSM Cheek-Mid/Area Scan (61x61x1):** Interpolated grid: dx=1.500 mm, dy=1.500 mm
Reference Value = 1.783 V/m; Power Drift = 0.04 dB
**Fast SAR: SAR(1 g) = 0.059 W/kg; SAR(10 g) = 0.032 W/kg**
Maximum value of SAR (interpolated) = 0.067 W/kg
**1900_Left GSM Head/1900 GSM Cheek-Mid/Zoom Scan (5x5x7)/Cube 0:** Measurement grid: dx=8mm, dy=8mm, dz=5mm
Reference Value = 1.783 V/m; Power Drift = 0.04 dB
Peak SAR (extrapolated) = 0.127 W/kg
**SAR(1 g) = 0.051 W/kg; SAR(10 g) = 0.028 W/kg**
Smallest distance from peaks to all points 3 dB below = 10.9 mm
Ratio of SAR at M2 to SAR at M1 = 69.5%
Maximum value of SAR (measured) = 0.058 W/kg




0 dB = 0.067 W/kg = -23.28 dBW/kg

Date/Time: 2022-09-10

**WCDMA Band2 Body Bottom Mid 10mm**

Communication System: UID 0, UMTS-FDD; Communication System Band: Band 2, UTRA/FDD (1850.0 - 1910.0 MHz); Frequency: 1880 MHz;Communication System PAR: 2.91 dB; PMF: 1.00231
Medium parameters used: f = 1880 MHz; $\sigma$ = 1.45 S/m; $\varepsilon_r$ = 39.74; $\rho$ = 1000 kg/m$^3$
Phantom section: Flat Section
Measurement Standard: DASY5 (IEEE/IEC/ANSI C63.19-2007)
DASY Configuration:

- Probe: EX3DV4 - SN7623; ConvF(8.59, 8.59, 8.59) @ 1880 MHz; Calibrated: 2022-01-24
- Sensor-Surface: 4mm (Mechanical Surface Detection), z = 1.0, 31.0
- Electronics: DAE4 Sn1636; Calibrated: 2021-12-30
- Phantom: SAM3; Type: QD 000 P41 AA;
- DASY52 52.10.4(1527); SEMCAD X 14.6.14(7483)

**UMTS Band 2_ body Bottom/Mid 10mm/Area Scan (61x61x1):** Interpolated grid: dx=1.500 mm, dy=1.500 mm
Reference Value = 5.69 V/m; Power Drift = 0.06 dB
**Fast SAR: SAR(1 g) = 0.368 W/kg; SAR(10 g) = 0.198 W/kg**
Maximum value of SAR (interpolated) = 0.409 W/kg
**UMTS Band 2_ body Bottom/Mid 10mm/Zoom Scan (5x5x7)/Cube 0:** Measurement grid: dx=8mm, dy=8mm, dz=5mm
Reference Value = 5.69 V/m; Power Drift = 0.06 dB
Peak SAR (extrapolated) = 0.749 W/kg
**SAR(1 g) = 0.328 W/kg; SAR(10 g) = 0.179 W/kg**
Smallest distance from peaks to all points 3 dB below = 10.2 mm
Ratio of SAR at M2 to SAR at M1 = 45.9%
Maximum value of SAR (measured) = 0.376 W/kg




0 dB = 0.409 W/kg = -12.29 dBW/kg

Date/Time: 2022-09-10

**WCDMA Band2 Body Facedown Mid 15mm**

Communication System: UID 0, UMTS-FDD; Communication System Band: Band 2, UTRA/FDD (1850.0 - 1910.0 MHz); Frequency: 1880 MHz;Communication System PAR: 2.91 dB; PMF: 1.00231
Medium parameters used: f = 1880 MHz; $\sigma$ = 1.45 S/m; $\varepsilon_r$ = 39.74; $\rho$ = 1000 kg/m$^3$
Phantom section: Flat Section
Measurement Standard: DASY5 (IEEE/IEC/ANSI C63.19-2007)
DASY Configuration:

- Probe: EX3DV4 - SN7623; ConvF(8.59, 8.59, 8.59) @ 1880 MHz; Calibrated: 2022-01-24
- Sensor-Surface: 4mm (Mechanical Surface Detection), z = 1.0, 31.0
- Electronics: DAE4 Sn1636; Calibrated: 2021-12-30
- Phantom: SAM3; Type: QD 000 P41 AA;
- DASY52 52.10.4(1527); SEMCAD X 14.6.14(7483)

**UMTS Band 2_ body facedown/Mid 15mm/Area Scan (61x61x1):** Interpolated grid: dx=1.500 mm, dy=1.500 mm
Reference Value = 3.19 V/m; Power Drift = -0.05 dB
**Fast SAR: SAR(1 g) = 0.132 W/kg; SAR(10 g) = 0.057 W/kg**
Maximum value of SAR (interpolated) = 0.163 W/kg
**UMTS Band 2_ body facedown/Mid 15mm/Zoom Scan (5x5x7)/Cube 0:** Measurement grid: dx=8mm, dy=8mm, dz=5mm
Reference Value = 3.19 V/m; Power Drift = -0.05 dB
Peak SAR (extrapolated) = 0.289 W/kg
**SAR(1 g) = 0.150 W/kg; SAR(10 g) = 0.068 W/kg**
Smallest distance from peaks to all points 3 dB below = 8.7 mm
Ratio of SAR at M2 to SAR at M1 = 47.3%
Maximum value of SAR (measured) = 0.184 W/kg




0 dB = 0.163 W/kg = -13.88 dBW/kg

Date/Time: 2022-09-10

**WCDMA Band2 Head Left Cheek Mid**

Communication System: UID 0, UMTS-FDD; Communication System Band: Band 2, UTRA/FDD (1850.0 - 1910.0 MHz); Frequency: 1880 MHz;Communication System PAR: 2.91 dB; PMF: 1.00231
Medium parameters used: f = 1880 MHz; $\sigma$ = 1.45 S/m; $\varepsilon_r$ = 39.74; $\rho$ = 1000 kg/m$^3$
Phantom section: Left Section
Measurement Standard: DASY5 (IEEE/IEC/ANSI C63.19-2007)
DASY Configuration:

- Probe: EX3DV4 - SN7623; ConvF(8.59, 8.59, 8.59) @ 1880 MHz; Calibrated: 2022-01-24
- Sensor-Surface: 4mm (Mechanical Surface Detection), z = 31.0
- Electronics: DAE4 Sn1636; Calibrated: 2021-12-30
- Phantom: SAM3; Type: QD 000 P41 AA;
- DASY52 52.10.4(1527); SEMCAD X 14.6.14(7483)

**UMTS Band 2 _Left head cheek/Mid/Area Scan (61x61x1):** Interpolated grid: dx=1.500 mm, dy=1.500 mm
Reference Value = 2.18 V/m; Power Drift = 0.07 dB
**Fast SAR: SAR(1 g) = 0.136 W/kg; SAR(10 g) = 0.075 W/kg**
Maximum value of SAR (interpolated) = 0.169 W/kg
**UMTS Band 2 _Left head cheek/Mid/Zoom Scan (5x5x7)/Cube 0:** Measurement grid: dx=8mm, dy=8mm, dz=5mm
Reference Value = 2.18 V/m; Power Drift = 0.07 dB
Peak SAR (extrapolated) = 0.349 W/kg
**SAR(1 g) = 0.114 W/kg; SAR(10 g) = 0.063 W/kg**
Smallest distance from peaks to all points 3 dB below = 8.7 mm
Ratio of SAR at M2 to SAR at M1 = 68.3%
Maximum value of SAR (measured) = 0.152 W/kg




0 dB = 0.169 W/kg = -15.28 dBW/kg

Date/Time: 2022-09-08

**WCDMA Band4 Body Bottom Mid 10mm**

Communication System: UID 10011 - CAB, UMTS-FDD (WCDMA); Communication System Band: Band 4, UTRA/FDD (1710.0 - 1755.0 MHz); Frequency: 1732.5 MHz;Communication System PAR: 2.91 dB; PMF: 1.00231

Medium parameters used (interpolated): f = 1732.5 MHz; $\sigma$ = 1.304 S/m; $\varepsilon_r$ = 40.408; $\rho$ = 1000 kg/m$^3$

Phantom section: Flat Section

Measurement Standard: DASY5 (IEEE/IEC/ANSI C63.19-2007)

DASY Configuration:

- Probe: EX3DV4 - SN7623; ConvF(8.82, 8.82, 8.82) @ 1732.5 MHz; Calibrated: 2022-01-24
- Sensor-Surface: 4mm (Mechanical Surface Detection), z = 1.0, 31.0
- Electronics: DAE4 Sn1636; Calibrated: 2021-12-30
- Phantom: SAM3; Type: QD 000 P41 AA;
- DASY52 52.10.4(1527); SEMCAD X 14.6.14(7483)

**UMTS Band 4_ body/Bottom Mid 10mm/Area Scan (61x61x1):** Interpolated grid: dx=1.500 mm, dy=1.500 mm

Reference Value = 4.83 V/m; Power Drift = 0.06 dB

**Fast SAR: SAR(1 g) = 0.438 W/kg; SAR(10 g) = 0.224 W/kg**

Maximum value of SAR (interpolated) = 0.476 W/kg

**UMTS Band 4_ body/Bottom Mid 10mm/Zoom Scan (5x5x7)/Cube 0:** Measurement grid: dx=8mm, dy=8mm, dz=5mm

Reference Value = 4.83 V/m; Power Drift = 0.06 dB

Peak SAR (extrapolated) = 0.918 W/kg

**SAR(1 g) = 0.395 W/kg; SAR(10 g) = 0.197 W/kg**

Smallest distance from peaks to all points 3 dB below = 10.3 mm

Ratio of SAR at M2 to SAR at M1 = 43.8%

Maximum value of SAR (measured) = 0.444 W/kg




0 dB = 0.476 W/kg = -16.20 dBW/kg

Date/Time: 2022-09-08

**WCDMA Band4 Body Facedown Mid 15mm**

Communication System: UID 10011 - CAB, UMTS-FDD (WCDMA); Communication System Band: Band 4, UTRA/FDD (1710.0 - 1755.0 MHz); Frequency: 1732.5 MHz;Communication System PAR: 2.91 dB; PMF: 1.00231

Medium parameters used (interpolated): f = 1732.5 MHz; $\sigma$ = 1.304 S/m; $\varepsilon_r$ = 40.408; $\rho$ = 1000 kg/m$^3$

Phantom section: Flat Section

Measurement Standard: DASY5 (IEEE/IEC/ANSI C63.19-2007)

DASY Configuration:

- Probe: EX3DV4 - SN7623; ConvF(8.82, 8.82, 8.82) @ 1732.5 MHz; Calibrated: 2022-01-24
- Sensor-Surface: 4mm (Mechanical Surface Detection), z = 1.0, 31.0
- Electronics: DAE4 Sn1636; Calibrated: 2021-12-30
- Phantom: SAM3; Type: QD 000 P41 AA;
- DASY52 52.10.4(1527); SEMCAD X 14.6.14(7483)

**UMTS Band 4_ body/Facedown Mid 15mm/Area Scan (61x61x1):** Interpolated grid: dx=1.500 mm, dy=1.500 mm

Reference Value = 3.19 V/m; Power Drift = 0.04 dB

**Fast SAR: SAR(1 g) = 0.298 W/kg; SAR(10 g) = 0.165 W/kg**

Maximum value of SAR (interpolated) = 0.341 W/kg

**UMTS Band 4_ body/Facedown Mid 15mm/Zoom Scan (5x5x7)/Cube 0:** Measurement grid: dx=8mm, dy=8mm, dz=5mm

Reference Value = 3.19 V/m; Power Drift = 0.04 dB

Peak SAR (extrapolated) = 0.738 W/kg

**SAR(1 g) = 0.265 W/kg; SAR(10 g) = 0.143 W/kg**

Smallest distance from peaks to all points 3 dB below = 11.4 mm

Ratio of SAR at M2 to SAR at M1 = 54.7%

Maximum value of SAR (measured) = 0.312 W/kg

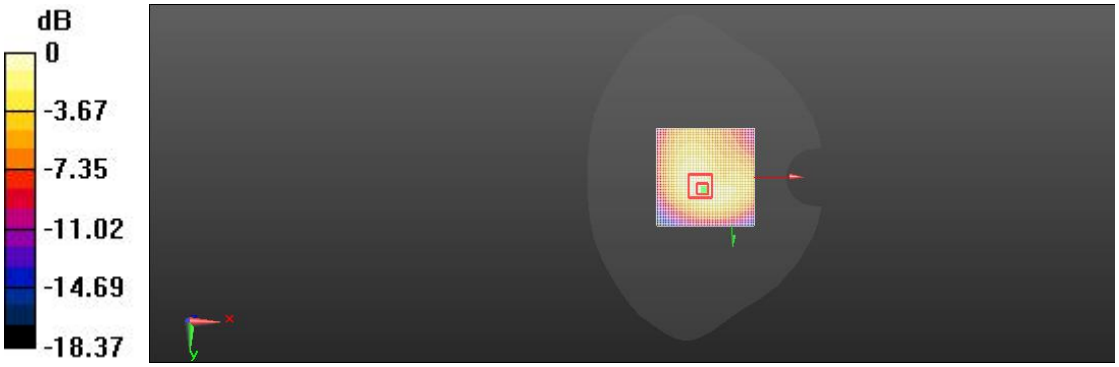


0 dB = 0.341 W/kg = -6.26 dBW/kg

Date/Time: 2022-09-08

**WCDMA Band4 Head Left Cheek Mid**

Communication System: UID 10011 - CAB, UMTS-FDD (WCDMA); Communication System Band: Band 4, UTRA/FDD (1710.0 - 1755.0 MHz); Frequency: 1732.5 MHz;Communication System PAR: 2.91 dB; PMF: 1.00231

Medium parameters used (interpolated): f = 1732.5 MHz; $\sigma$ = 1.304 S/m; $\varepsilon_r$ = 40.408; $\rho$ = 1000 kg/m$^3$

Phantom section: Left Section

Measurement Standard: DASY5 (IEEE/IEC/ANSI C63.19-2007)

DASY Configuration:

- Probe: EX3DV4 - SN7623; ConvF(8.82, 8.82, 8.82) @ 1732.5 MHz; Calibrated: 2022-01-24
- Sensor-Surface: 4mm (Mechanical Surface Detection), z = 1.0, 31.0
- Electronics: DAE4 Sn1636; Calibrated: 2021-12-30
- Phantom: SAM3; Type: QD 000 P41 AA;
- DASY52 52.10.4(1527); SEMCAD X 14.6.14(7483)

**UMTS Band 4_Head Left/Cheek Mid/Area Scan (61x61x1):** Interpolated grid: dx=1.500 mm, dy=1.500 mm

Reference Value = 2.31 V/m; Power Drift = 0.06 dB

**Fast SAR: SAR(1 g) = 0.184 W/kg; SAR(10 g) = 0.092 W/kg**

Maximum value of SAR (interpolated) = 0.219 W/kg

**UMTS Band 4_Head Left/Cheek Mid/Zoom Scan (5x5x7)/Cube 0:** Measurement grid: dx=8mm, dy=8mm, dz=5mm

Reference Value = 2.31 V/m; Power Drift = 0.06 dB

Peak SAR (extrapolated) = 0.460 W/kg

**SAR(1 g) = 0.159 W/kg; SAR(10 g) = 0.074 W/kg**

Smallest distance from peaks to all points 3 dB below = 8.6 mm

Ratio of SAR at M2 to SAR at M1 = 52.8%

Maximum value of SAR (measured) = 0.178 W/kg




0 dB = 0.219 W/kg = -22.90 dBW/kg

Date/Time: 2022-09-06

**WCDMA Band5 Body Facedown Mid 10mm**

Communication System: UID 0, UMTS-FDD; Communication System Band: Band 5, UTRA/FDD (824.0 - 849.0 MHz); Frequency: 836.6 MHz;Communication System PAR: 2.91 dB; PMF: 1.00231
Medium parameters used (interpolated): f = 836.6 MHz; $\sigma$ = 0.89 S/m; $\varepsilon_r$ = 41.478; $\rho$ = 1000 kg/m$^3$
Phantom section: Flat Section
Measurement Standard: DASY5 (IEEE/IEC/ANSI C63.19-2007)
DASY Configuration:

- Probe: EX3DV4 - SN7623; ConvF(10.21, 10.21, 10.21) @ 836.6 MHz; Calibrated: 2022-01-24
- Sensor-Surface: 4mm (Mechanical Surface Detection), z = 1.0, 31.0
- Electronics: DAE4 Sn1636; Calibrated: 2021-12-30
- Phantom: SAM3; Type: QD 000 P41 AA;
- DASY52 52.10.4(1527); SEMCAD X 14.6.14(7483)

**UMTS Band 5_body Facedown/Mid 10mm/Area Scan (61x61x1):** Interpolated grid: dx=1.500 mm, dy=1.500 mm
Reference Value = 2.21 V/m; Power Drift = 0.04 dB
**Fast SAR: SAR(1 g) = 0.164 W/kg; SAR(10 g) = 0.085 W/kg**
Maximum value of SAR (interpolated) = 0.197 W/kg
**UMTS Band 5_body Facedown/Mid 10mm/Zoom Scan (5x5x7)/Cube 0:** Measurement grid: dx=8mm, dy=8mm, dz=5mm
Reference Value = 2.21 V/m; Power Drift = 0.04 dB
Peak SAR (extrapolated) = 0.352 W/kg
**SAR(1 g) = 0.125 W/kg; SAR(10 g) = 0.068 W/kg**
Smallest distance from peaks to all points 3 dB below = 10.3 mm
Ratio of SAR at M2 to SAR at M1 = 47.8%
Maximum value of SAR (measured) = 0.159 W/kg




0 dB = 0.197 W/kg = -13.27 dBW/kg

Date/Time: 2022-09-06

**WCDMA Band5 Body Facedown Mid 15mm**

Communication System: UID 0, UMTS-FDD; Communication System Band: Band 5, UTRA/FDD (824.0 - 849.0 MHz); Frequency: 836.6 MHz;Communication System PAR: 2.91 dB; PMF: 1.00231
Medium parameters used (interpolated): f = 836.6 MHz; $\sigma$ = 0.89 S/m; $\varepsilon_r$ = 41.478; $\rho$ = 1000 kg/m$^3$
Phantom section: Flat Section
Measurement Standard: DASY5 (IEEE/IEC/ANSI C63.19-2007)
DASY Configuration:

- Probe: EX3DV4 - SN7623; ConvF(10.21, 10.21, 10.21) @ 836.6 MHz; Calibrated: 2022-01-24
- Sensor-Surface: 4mm (Mechanical Surface Detection), z = 1.0, 31.0
- Electronics: DAE4 Sn1636; Calibrated: 2021-12-30
- Phantom: SAM3; Type: QD 000 P41 AA;
- DASY52 52.10.4(1527); SEMCAD X 14.6.14(7483)

**UMTS Band 5_body Back/Mid 15mm/Area Scan (61x61x1):** Interpolated grid: dx=1.500 mm, dy=1.500 mm
Reference Value = 1.87 V/m; Power Drift = 0.02 dB
**Fast SAR: SAR(1 g) = 0.168 W/kg; SAR(10 g) = 0.089 W/kg**
Maximum value of SAR (interpolated) = 0.194 W/kg
**UMTS Band 5_body Back/Mid 15mm/Zoom Scan (5x5x7)/Cube 0:** Measurement grid: dx=8mm, dy=8mm, dz=5mm
Reference Value = 1.87 V/m; Power Drift = 0.02 dB
Peak SAR (extrapolated) = 0.344 W/kg
**SAR(1 g) = 0.137 W/kg; SAR(10 g) = 0.074 W/kg**
Smallest distance from peaks to all points 3 dB below = 7.7 mm
Ratio of SAR at M2 to SAR at M1 = 65.5%
Maximum value of SAR (measured) = 0.178 W/kg




0 dB = 0.194 W/kg = -16.63 dBW/kg

Date/Time: 2022-09-06

**WCDMA Band5 Head Left Cheek Mid**

Communication System: UID 0, UMTS-FDD; Communication System Band: Band 5, UTRA/FDD (824.0 - 849.0 MHz); Frequency: 836.6 MHz;Communication System PAR: 2.91 dB; PMF: 1.00231
Medium parameters used (interpolated): f = 836.6 MHz; $\sigma$ = 0.89 S/m; $\varepsilon_r$ = 41.478; $\rho$ = 1000 kg/m$^3$
Phantom section: Left Section
Measurement Standard: DASY5 (IEEE/IEC/ANSI C63.19-2007)
DASY Configuration:

- Probe: EX3DV4 - SN7623; ConvF(10.21, 10.21, 10.21) @ 836.6 MHz; Calibrated: 2022-01-24
- Sensor-Surface: 4mm (Mechanical Surface Detection), z = 1.0, 31.0
- Electronics: DAE4 Sn1636; Calibrated: 2021-12-30
- Phantom: SAM3; Type: QD 000 P41 AA;
- DASY52 52.10.4(1527); SEMCAD X 14.6.14(7483)

**UMTS Band 5_left head cheek/Mid/Area Scan (61x61x1):** Interpolated grid: dx=1.500 mm, dy=1.500 mm
Reference Value = 3.10 V/m; Power Drift = 0.06 dB
**Fast SAR: SAR(1 g) = 0.194 W/kg; SAR(10 g) = 0.098 W/kg**
Maximum value of SAR (interpolated) = 0.238 W/kg
**UMTS Band 5_left head cheek/Mid/Zoom Scan (5x5x7)/Cube 0:** Measurement grid: dx=8mm, dy=8mm, dz=5mm
Reference Value = 3.10 V/m; Power Drift = 0.06 dB
Peak SAR (extrapolated) = 0.382 W/kg
**SAR(1 g) = 0.152 W/kg; SAR(10 g) = 0.079 W/kg**
Smallest distance from peaks to all points 3 dB below = 11.2 mm
Ratio of SAR at M2 to SAR at M1 = 72.1%
Maximum value of SAR (measured) = 0.188 W/kg




0 dB = 0.238 W/kg = -18.28 dBW/kg

Date/Time: 2022-09-10

**LTE Band2 Body Bottom Mid 10mm**

Communication System: UID 0, LTE-FDD(CE); Communication System Band: Band2(10MHz); Frequency: 1880 MHz;Communication System PAR: 0 dB; PMF: 1

Medium parameters used: f = 1880 MHz; $\sigma$ = 1.45 S/m; $\varepsilon_r$ = 39.74; $\rho$ = 1000 kg/m$^3$

Phantom section: Flat Section

Measurement Standard: DASY5 (IEEE/IEC/ANSI C63.19-2007)

DASY Configuration:

- Probe: EX3DV4 - SN7623; ConvF(8.59, 8.59, 8.59) @ 1880 MHz; Calibrated: 2022-01-24
- Sensor-Surface: 4mm (Mechanical Surface Detection), z = 1.0, 31.0
- Electronics: DAE4 Sn1636; Calibrated: 2021-12-30
- Phantom: SAM3; Type: QD 000 P41 AA;
- DASY52 52.10.4(1527); SEMCAD X 14.6.14(7483)

**Body/Bottom Mid 10mm/Area Scan (61x61x1):** Interpolated grid: dx=1.500 mm, dy=1.500 mm

Reference Value = 3.59 V/m; Power Drift = 0.04 dB

**Fast SAR: SAR(1 g) = 0.274 W/kg; SAR(10 g) = 0.152 W/kg**

Maximum value of SAR (interpolated) = 0.319 W/kg

**Body/Bottom Mid 10mm/Zoom Scan (5x5x7)/Cube 0:** Measurement grid: dx=8mm, dy=8mm, dz=5mm

Reference Value = 3.59 V/m; Power Drift = 0.04 dB

Peak SAR (extrapolated) = 0.567 W/kg

**SAR(1 g) = 0.237 W/kg; SAR(10 g) = 0.135 W/kg**

Smallest distance from peaks to all points 3 dB below = 9.3 mm

Ratio of SAR at M2 to SAR at M1 = 60.4%

Maximum value of SAR (measured) = 0.284 W/kg




0 dB = 0.319 W/kg = -11.29 dBW/kg

Date/Time: 2022-09-10

**LTE Band2 Body Facedown Mid 15mm**

Communication System: UID 0, LTE-FDD(CE); Communication System Band: Band2(10MHz); Frequency: 1880 MHz;Communication System PAR: 0 dB; PMF: 1
Medium parameters used: f = 1880 MHz; $\sigma$ = 1.45 S/m; $\varepsilon_r$ = 39.74; $\rho$ = 1000 kg/m$^3$
Phantom section: Flat Section
Measurement Standard: DASY5 (IEEE/IEC/ANSI C63.19-2007)
DASY Configuration:

- Probe: EX3DV4 - SN7623; ConvF(8.59, 8.59, 8.59) @ 1880 MHz; Calibrated: 2022-01-24
- Sensor-Surface: 4mm (Mechanical Surface Detection), z = 1.0, 31.0
- Electronics: DAE4 Sn1636; Calibrated: 2021-12-30
- Phantom: SAM3; Type: QD 000 P41 AA;
- DASY52 52.10.4(1527); SEMCAD X 14.6.14(7483)

**Body/Facedown Mid 15mm/Area Scan (61x61x1):** Interpolated grid: dx=1.500 mm, dy=1.500 mm
Reference Value = 4.29 V/m; Power Drift = 0.04 dB
**Fast SAR: SAR(1 g) = 0.165 W/kg; SAR(10 g) = 0.087 W/kg**
Maximum value of SAR (interpolated) = 0.205 W/kg
**Body/Facedown Mid 15mm/Zoom Scan (5x5x7)/Cube 0:** Measurement grid: dx=8mm, dy=8mm, dz=5mm
Reference Value = 4.29 V/m; Power Drift = 0.04 dB
Peak SAR (extrapolated) = 0.357 W/kg
**SAR(1 g) = 0.139 W/kg; SAR(10 g) = 0.067 W/kg**
Smallest distance from peaks to all points 3 dB below = 10.4 mm
Ratio of SAR at M2 to SAR at M1 = 64.1%
Maximum value of SAR (measured) = 0.179 W/kg




0 dB = 0.205 W/kg = -16.27 dBW/kg

Date/Time: 2022-09-10

**LTE Band2 Head Left Cheek Mid**

Communication System: UID 0, LTE-FDD(CE); Communication System Band: Band2(10MHz);
Frequency: 1880 MHz;Communication System PAR: 0 dB; PMF: 1
Medium parameters used: f = 1880 MHz; $\sigma$ = 1.45 S/m; $\varepsilon_r$ = 39.74; $\rho$ = 1000 kg/m$^3$
Phantom section: Left Section
Measurement Standard: DASY5 (IEEE/IEC/ANSI C63.19-2007)
DASY Configuration:

- Probe: EX3DV4 - SN7623; ConvF(8.59, 8.59, 8.59) @ 1880 MHz; Calibrated: 2022-01-24
- Sensor-Surface: 4mm (Mechanical Surface Detection), z = 1.0, 31.0
- Electronics: DAE4 Sn1636; Calibrated: 2021-12-30
- Phantom: SAM3; Type: QD 000 P41 AA;
- DASY52 52.10.4(1527); SEMCAD X 14.6.14(7483)

**Head Left/Cheek Mid/Area Scan (61x61x1):** Interpolated grid: dx=1.500 mm, dy=1.500 mm
Reference Value = 1.67 V/m; Power Drift = 0.01 dB
**Fast SAR: SAR(1 g) = 0.147 W/kg; SAR(10 g) = 0.084 W/kg**
Maximum value of SAR (interpolated) = 0.192 W/kg
**Head Left/Cheek Mid/Zoom Scan (5x5x7)/Cube 0:** Measurement grid: dx=8mm, dy=8mm, dz=5mm
Reference Value = 1.67 V/m; Power Drift = 0.01 dB
Peak SAR (extrapolated) = 0.345 W/kg
**SAR(1 g) = 0.105 W/kg; SAR(10 g) = 0.047 W/kg**
Smallest distance from peaks to all points 3 dB below = 7.6 mm
Ratio of SAR at M2 to SAR at M1 = 46.5%
Maximum value of SAR (measured) = 0.153 W/kg

0 dB = 0.192 W/kg = -19.58 dBW/kg

Date/Time: 2022-09-08

**LTE Band4 Body Bottom Mid 10mm**

Communication System: UID 0, LTE-FDD(CE); Communication System Band: Band4(10MHz); Frequency: 1732.5 MHz;Communication System PAR: 0 dB; PMF: 1

Medium parameters used (interpolated): f = 1732.5 MHz; $\sigma$ = 1.304 S/m; $\varepsilon_r$ = 40.408; $\rho$ = 1000 kg/m$^3$

Phantom section: Flat Section

Measurement Standard: DASY5 (IEEE/IEC/ANSI C63.19-2007)

DASY Configuration:

- Probe: EX3DV4 - SN7623; ConvF(8.82, 8.82, 8.82) @ 1732.5 MHz; Calibrated: 2022-01-24
- Sensor-Surface: 4mm (Mechanical Surface Detection), z = 1.0, 31.0
- Electronics: DAE4 Sn1636; Calibrated: 2021-12-30
- Phantom: SAM3; Type: QD 000 P41 AA;
- DASY52 52.10.4(1527); SEMCAD X 14.6.14(7483)

**Body/Bottom Mid 10mm/Area Scan (61x61x1):** Interpolated grid: dx=1.500 mm, dy=1.500 mm

Reference Value = 6.19 V/m; Power Drift = -0.08 dB

**Fast SAR: SAR(1 g) = 0.325 W/kg; SAR(10 g) = 0.151 W/kg**

Maximum value of SAR (interpolated) = 0.383 W/kg

**Body/Bottom Mid 10mm/Zoom Scan (5x5x7)/Cube 0:** Measurement grid: dx=8mm, dy=8mm, dz=5mm

Reference Value = 6.19 V/m; Power Drift = -0.08 dB

Peak SAR (extrapolated) = 0.718 W/kg

**SAR(1 g) = 0.358 W/kg; SAR(10 g) = 0.187 W/kg**

Smallest distance from peaks to all points 3 dB below = 11.3 mm

Ratio of SAR at M2 to SAR at M1 = 58.3%

Maximum value of SAR (measured) = 0.418 W/kg




0 dB = 0.383 W/kg = -7.28 dBW/kg

Date/Time: 2022-09-08

**LTE Band4 Body Facedown Mid 15mm**

Communication System: UID 0, LTE-FDD(CE); Communication System Band: Band4(10MHz); Frequency: 1732.5 MHz;Communication System PAR: 0 dB; PMF: 1

Medium parameters used (interpolated): f = 1732.5 MHz; $\sigma$ = 1.304 S/m; $\varepsilon_r$ = 40.408; $\rho$ = 1000 kg/m$^3$

Phantom section: Flat Section

Measurement Standard: DASY5 (IEEE/IEC/ANSI C63.19-2007)

DASY Configuration:

- Probe: EX3DV4 - SN7623; ConvF(8.82, 8.82, 8.82) @ 1732.5 MHz; Calibrated: 2022-01-24
- Sensor-Surface: 4mm (Mechanical Surface Detection), z = 1.0, 31.0
- Electronics: DAE4 Sn1636; Calibrated: 2021-12-30
- Phantom: SAM3; Type: QD 000 P41 AA;
- DASY52 52.10.4(1527); SEMCAD X 14.6.14(7483)

**Body/Facedown Mid 15mm/Area Scan (61x61x1):** Interpolated grid: dx=1.500 mm, dy=1.500 mm

Reference Value = 4.15 V/m; Power Drift = 0.04 dB

**Fast SAR: SAR(1 g) = 0.286 W/kg; SAR(10 g) = 0.162 W/kg**

Maximum value of SAR (interpolated) = 0.341 W/kg

**Body/Facedown Mid 15mm/Zoom Scan (5x5x7)/Cube 0:** Measurement grid: dx=8mm, dy=8mm, dz=5mm

Reference Value = 4.15 V/m; Power Drift = 0.04 dB

Peak SAR (extrapolated) = 0.643 W/kg

**SAR(1 g) = 0.233 W/kg; SAR(10 g) = 0.128 W/kg**

Smallest distance from peaks to all points 3 dB below = 9.1 mm

Ratio of SAR at M2 to SAR at M1 = 53.2%

Maximum value of SAR (measured) = 0.296 W/kg




0 dB = 0.341 W/kg = -18.28 dBW/kg

Date/Time: 2022-09-08

**LTE Band4 Head Left Cheek Mid**

Communication System: UID 0, LTE-FDD(CE); Communication System Band: Band4(10MHz); Frequency: 1732.5 MHz;Communication System PAR: 0 dB; PMF: 1
Medium parameters used (interpolated): f = 1732.5 MHz; $\sigma$ = 1.304 S/m; $\varepsilon_r$ = 40.408; $\rho$ = 1000 kg/m$^3$
Phantom section: Left Section
Measurement Standard: DASY5 (IEEE/IEC/ANSI C63.19-2007)
DASY Configuration:

- Probe: EX3DV4 - SN7623; ConvF(8.82, 8.82, 8.82) @ 1732.5 MHz; Calibrated: 2022-01-24
- Sensor-Surface: 4mm (Mechanical Surface Detection), z = 1.0, 31.0
- Electronics: DAE4 Sn1636; Calibrated: 2021-12-30
- Phantom: SAM3; Type: QD 000 P41 AA;
- DASY52 52.10.4(1527); SEMCAD X 14.6.14(7483)

**Head Left /Cheek Mid/Area Scan (61x61x1):** Interpolated grid: dx=1.500 mm, dy=1.500 mm
Reference Value = 1.06 V/m; Power Drift = 0.04 dB
**Fast SAR: SAR(1 g) = 0.138 W/kg; SAR(10 g) = 0.077 W/kg**
Maximum value of SAR (interpolated) = 0.178 W/kg
**Head Left /Cheek Mid/Zoom Scan (5x5x7)/Cube 0:** Measurement grid: dx=8mm, dy=8mm, dz=5mm
Reference Value = 1.06 V/m; Power Drift = 0.04 dB
Peak SAR (extrapolated) = 0.318 W/kg
**SAR(1 g) = 0.116 W/kg; SAR(10 g) = 0.067 W/kg**
Smallest distance from peaks to all points 3 dB below = 9.0 mm
Ratio of SAR at M2 to SAR at M1 = 72.2%
Maximum value of SAR (measured) = 0.153 W/kg

0 dB = 0.178 W/kg = -17.27 dBW/kg

Date/Time: 2022-09-06

**LTE Band5 (10MHz) Body Facedown Mid 10mm**

Communication System: UID 10175 - CAG, LTE-FDD (SC-FDMA, 1 RB, 10 MHz, QPSK);
Communication System Band: Band 5, E-UTRA/FDD (824.0 - 849.0 MHz); Frequency: 836.5 MHz;Communication System PAR: 5.724 dB; PMF: 1.13894
Medium parameters used (interpolated): f = 836.5 MHz; $\sigma$ = 0.89 S/m; $\varepsilon_r$ = 41.479; $\rho$ = 1000 kg/m$^3$
Phantom section: Flat Section
Measurement Standard: DASY5 (IEEE/IEC/ANSI C63.19-2007)
DASY Configuration:

- Probe: EX3DV4 - SN7623; ConvF(10.21, 10.21, 10.21) @ 836.5 MHz; Calibrated: 2022-01-24
- Sensor-Surface: 4mm (Mechanical Surface Detection), z = 1.0, 31.0
- Electronics: DAE4 Sn1636; Calibrated: 2021-12-30
- Phantom: SAM3; Type: QD 000 P41 AA;
- DASY52 52.10.4(1527); SEMCAD X 14.6.14(7483)

**Body/Facedown Mid 10mm/Area Scan (61x61x1):** Interpolated grid: dx=1.500 mm, dy=1.500 mm
Reference Value = 4.19 V/m; Power Drift = 0.05 dB
**Fast SAR: SAR(1 g) = 0.187 W/kg; SAR(10 g) = 0.098 W/kg**
Maximum value of SAR (interpolated) = 0.228 W/kg
**Body/Facedown Mid 10mm/Zoom Scan (5x5x7)/Cube 0:** Measurement grid: dx=8mm, dy=8mm, dz=5mm
Reference Value = 4.19 V/m; Power Drift = 0.05 dB
Peak SAR (extrapolated) = 0.417 W/kg
**SAR(1 g) = 0.125 W/kg; SAR(10 g) = 0.071 W/kg**
Smallest distance from peaks to all points 3 dB below = 14.2 mm
Ratio of SAR at M2 to SAR at M1 = 62.1%
Maximum value of SAR (measured) = 0.192 W/kg

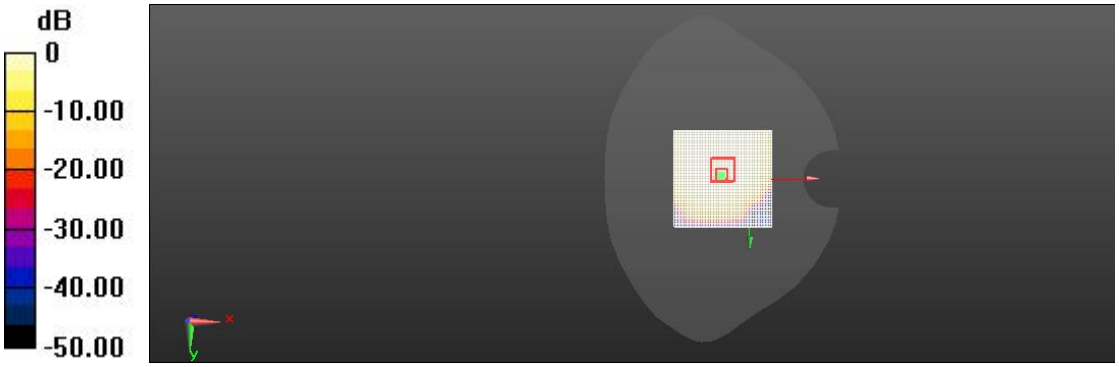


0 dB = 0.228 W/kg = -6.22 dBW/kg

Date/Time: 2022-09-06

**LTE Band5 (10MHz) Body Facedown Mid 15mm**

Communication System: UID 10175 - CAG, LTE-FDD (SC-FDMA, 1 RB, 10 MHz, QPSK);
Communication System Band: Band 5, E-UTRA/FDD (824.0 - 849.0 MHz); Frequency: 836.5 MHz;Communication System PAR: 5.724 dB; PMF: 1.13894
Medium parameters used (interpolated): f = 836.5 MHz; $\sigma$ = 0.89 S/m; $\varepsilon_r$ = 41.479; $\rho$ = 1000 kg/m$^3$
Phantom section: Flat Section
Measurement Standard: DASY5 (IEEE/IEC/ANSI C63.19-2007)
DASY Configuration:

- Probe: EX3DV4 - SN7623; ConvF(10.21, 10.21, 10.21) @ 836.5 MHz; Calibrated: 2022-01-24
- Sensor-Surface: 4mm (Mechanical Surface Detection), z = 1.0, 31.0
- Electronics: DAE4 Sn1636; Calibrated: 2021-12-30
- Phantom: SAM3; Type: QD 000 P41 AA;
- DASY52 52.10.4(1527); SEMCAD X 14.6.14(7483)

**Body/Facedown Mid 15mm/Area Scan (61x61x1):** Interpolated grid: dx=1.500 mm, dy=1.500 mm
Reference Value = 3.28 V/m; Power Drift = 0.04 dB
**Fast SAR: SAR(1 g) = 0.185 W/kg; SAR(10 g) = 0.096 W/kg**
Maximum value of SAR (interpolated) = 0.227 W/kg
**Body/Facedown Mid 15mm/Zoom Scan (5x5x7)/Cube 0:** Measurement grid: dx=8mm, dy=8mm, dz=5mm
Reference Value = 3.28 V/m; Power Drift = 0.04 dB
Peak SAR (extrapolated) = 0.372 W/kg
**SAR(1 g) = 0.140 W/kg; SAR(10 g) = 0.074 W/kg**
Smallest distance from peaks to all points 3 dB below = 9.8 mm
Ratio of SAR at M2 to SAR at M1 = 61.2%
Maximum value of SAR (measured) = 0.180 W/kg

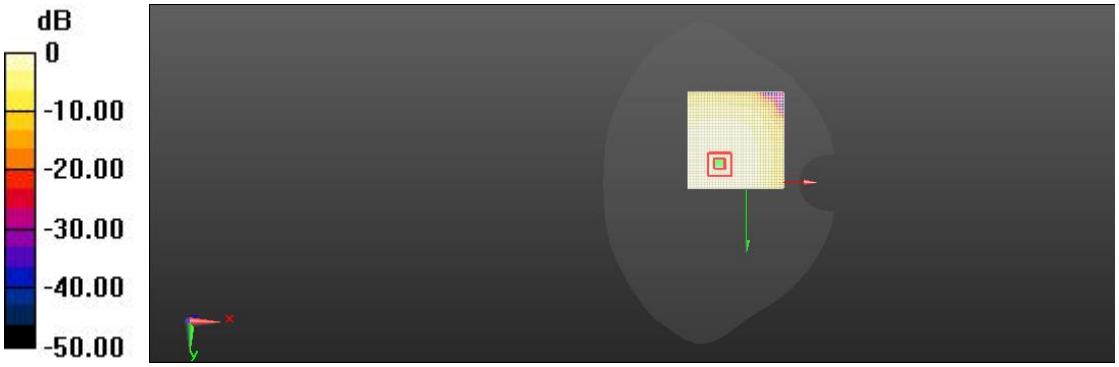


0 dB = 0.227 W/kg = -18.60 dBW/kg

Date/Time: 2022-09-06

**LTE Band5 (10MHz) Head Left Cheek Mid**

Communication System: UID 0, LTE-FDD(CE); Communication System Band: Band5(10MHz);
Frequency: 836.5 MHz;Communication System PAR: 0 dB; PMF: 1
Medium parameters used (interpolated): f = 836.5 MHz; $\sigma$ = 0.89 S/m; $\varepsilon_r$ = 41.479; $\rho$ = 1000 kg/m$^3$
Phantom section: Left Section
Measurement Standard: DASY5 (IEEE/IEC/ANSI C63.19-2007)
DASY Configuration:

- Probe: EX3DV4 - SN7623; ConvF(10.21, 10.21, 10.21) @ 836.5 MHz; Calibrated: 2022-01-24
- Sensor-Surface: 4mm (Mechanical Surface Detection), z = 31.0
- Electronics: DAE4 Sn1636; Calibrated: 2021-12-30
- Phantom: SAM3; Type: QD 000 P41 AA;
- DASY52 52.10.4(1527); SEMCAD X 14.6.14(7483)

**Head Left /Cheek Mid/Area Scan (61x61x1):** Interpolated grid: dx=1.500 mm, dy=1.500 mm
Reference Value = 1.758 V/m; Power Drift = 0.01 dB
**Fast SAR: SAR(1 g) = 0.192 W/kg; SAR(10 g) = 0.116 W/kg**
Maximum value of SAR (interpolated) = 0.237 W/kg
**Head Left /Cheek Mid/Zoom Scan (5x5x7)/Cube 0:** Measurement grid: dx=8mm, dy=8mm, dz=5mm
Reference Value = 1.758 V/m; Power Drift = 0.01 dB
Peak SAR (extrapolated) = 0.434 W/kg
**SAR(1 g) = 0.156 W/kg; SAR(10 g) = 0.085 W/kg**
Smallest distance from peaks to all points 3 dB below = 9.3 mm
Ratio of SAR at M2 to SAR at M1 = 68.1%
Maximum value of SAR (measured) = 0.189 W/kg




0 dB = 0.237 W/kg = -15.28 dBW/kg

Date/Time: 2022-09-13

**LTE Band7 Body Facedown Mid 10mm**

Communication System: UID 0, LTE-FDD(CE); Communication System Band: Band7(20MHz);
Frequency: 2535 MHz;Communication System PAR: 0 dB; PMF: 1
Medium parameters used: f = 2480 MHz; $\sigma$ = 1.88 S/m; $\varepsilon_r$ = 37.7; $\rho$ = 1000 kg/m$^3$
Phantom section: Flat Section
Measurement Standard: DASY5 (IEEE/IEC/ANSI C63.19-2007)
DASY Configuration:

- Probe: EX3DV4 - SN7623; ConvF(7.86, 7.86, 7.86) @ 2535 MHz; Calibrated: 2022-01-24
- Sensor-Surface: 4mm (Mechanical Surface Detection), z = 1.0, 31.0
- Electronics: DAE4 Sn1636; Calibrated: 2021-12-30
- Phantom: SAM3; Type: QD 000 P41 AA;
- DASY52 52.10.4(1527); SEMCAD X 14.6.14(7483)

**Body/Facedown Mid 10mm/Area Scan (61x61x1):** Interpolated grid: dx=1.500 mm, dy=1.500 mm
Reference Value = 5.58 V/m; Power Drift = 0.11 dB
**Fast SAR: SAR(1 g) = 0.349 W/kg; SAR(10 g) = 0.178 W/kg**
Maximum value of SAR (interpolated) = 0.388 W/kg
**Body/Facedown Mid 10mm/Zoom Scan (5x5x7)/Cube 0:** Measurement grid: dx=8mm, dy=8mm, dz=5mm
Reference Value = 5.58 V/m; Power Drift = 0.11 dB
Peak SAR (extrapolated) = 0.773 W/kg
**SAR(1 g) = 0.295 W/kg; SAR(10 g) = 0.143 W/kg**
Smallest distance from peaks to all points 3 dB below = 13.2 mm
Ratio of SAR at M2 to SAR at M1 = 51.3%
Maximum value of SAR (measured) = 0.343 W/kg




0 dB = 0.388 W/kg = 0.87 dBW/kg

Date/Time: 2022-09-13

**LTE Band7 Body Facedown Mid 15mm**

Communication System: UID 0, LTE-FDD(CE); Communication System Band: Band7(20MHz);
Frequency: 2535 MHz;Communication System PAR: 0 dB; PMF: 1
Medium parameters used: f = 2480 MHz; $\sigma$ = 1.88 S/m; $\varepsilon_r$ = 37.7; $\rho$ = 1000 kg/m$^3$
Phantom section: Flat Section
Measurement Standard: DASY5 (IEEE/IEC/ANSI C63.19-2007)
DASY Configuration:

- Probe: EX3DV4 - SN7623; ConvF(7.86, 7.86, 7.86) @ 2535 MHz; Calibrated: 2022-01-24
- Sensor-Surface: 4mm (Mechanical Surface Detection), z = 1.0, 31.0
- Electronics: DAE4 Sn1636; Calibrated: 2021-12-30
- Phantom: SAM3; Type: QD 000 P41 AA;
- DASY52 52.10.4(1527); SEMCAD X 14.6.14(7483)

**Body/Facedown Mid 15mm/Area Scan (61x61x1):** Interpolated grid: dx=1.500 mm, dy=1.500 mm
Reference Value = 4.29 V/m; Power Drift = 0.03 dB
**Fast SAR: SAR(1 g) = 0.237 W/kg; SAR(10 g) = 0.135 W/kg**
Maximum value of SAR (interpolated) = 0.288 W/kg
**Body/Facedown Mid 15mm/Zoom Scan (5x5x7)/Cube 0:** Measurement grid: dx=8mm, dy=8mm, dz=5mm
Reference Value = 4.29 V/m; Power Drift = 0.03 dB
Peak SAR (extrapolated) = 0.528 W/kg
**SAR(1 g) = 0.203 W/kg; SAR(10 g) = 0.114 W/kg**
Smallest distance from peaks to all points 3 dB below = 10.3 mm
Ratio of SAR at M2 to SAR at M1 = 51.9%
Maximum value of SAR (measured) = 0.253 W/kg




0 dB = 0.288 W/kg = -17.19 dBW/kg

Date/Time: 2022-09-13

**LTE Band7 Head Right Cheek Mid**

Communication System: UID 0, LTE-FDD(CE); Communication System Band: Band7(20MHz);
Frequency: 2535 MHz;Communication System PAR: 0 dB; PMF: 1
Medium parameters used: f = 2480 MHz; $\sigma$ = 1.88 S/m; $\varepsilon_r$ = 37.7; $\rho$ = 1000 kg/m$^3$
Phantom section: Right Section
Measurement Standard: DASY5 (IEEE/IEC/ANSI C63.19-2007)
DASY Configuration:

- Probe: EX3DV4 - SN7623; ConvF(7.86, 7.86, 7.86) @ 2535 MHz; Calibrated: 2022-01-24
- Sensor-Surface: 4mm (Mechanical Surface Detection), z = 1.0, 31.0
- Electronics: DAE4 Sn1636; Calibrated: 2021-12-30
- Phantom: SAM3; Type: QD 000 P41 AA;
- DASY52 52.10.4(1527); SEMCAD X 14.6.14(7483)

**Head Right/Cheek Mid/Area Scan (61x61x1):** Interpolated grid: dx=1.500 mm, dy=1.500 mm
Reference Value = 6.35 V/m; Power Drift = 0.14 dB
**Fast SAR: SAR(1 g) = 0.539 W/kg; SAR(10 g) = 0.293 W/kg**
Maximum value of SAR (interpolated) = 0.596 W/kg
**Head Right/Cheek Mid/Zoom Scan (5x5x7)/Cube 0:** Measurement grid: dx=8mm, dy=8mm, dz=5mm
Reference Value = 6.35 V/m; Power Drift = 0.14 dB
Peak SAR (extrapolated) = 1.13 W/kg
**SAR(1 g) = 0.472 W/kg; SAR(10 g) = 0.249 W/kg**
Smallest distance from peaks to all points 3 dB below = 11.3 mm
Ratio of SAR at M2 to SAR at M1 = 56.8%
Maximum value of SAR (measured) = 0.546 W/kg




0 dB = 0.596 W/kg = 1.21 dBW/kg

Date/Time: 2022-09-05

**LTE Band12 (10MHz) Body Leftside Mid 10mm**

Communication System: UID 0, LTE-FDD(CE); Communication System Band: Band12(10MHz); Frequency: 707 MHz;Communication System PAR: 0 dB; PMF: 1

Medium parameters used (interpolated): f = 707 MHz; $\sigma$ = 0.858 S/m; $\varepsilon_r$ = 42.446; $\rho$ = 1000 kg/m$^3$

Phantom section: Flat Section

Measurement Standard: DASY5 (IEEE/IEC/ANSI C63.19-2007)

DASY Configuration:

- Probe: EX3DV4 - SN7623; ConvF(10.48, 10.48, 10.48) @ 707 MHz; Calibrated: 2022-01-24
- Sensor-Surface: 4mm (Mechanical Surface Detection), z = 1.0, 31.0
- Electronics: DAE4 Sn1636; Calibrated: 2021-12-30
- Phantom: SAM3; Type: QD 000 P41 AA;
- DASY52 52.10.4(1527); SEMCAD X 14.6.14(7483)

**Body/Leftside Mid 10mm/Area Scan (61x61x1):** Interpolated grid: dx=1.500 mm, dy=1.500 mm

Reference Value = 5.23 V/m; Power Drift = 0.06 dB

**Fast SAR: SAR(1 g) = 0.269 W/kg; SAR(10 g) = 0.147 W/kg**

Maximum value of SAR (interpolated) = 0.319 W/kg

**Body/Leftside Mid 10mm/Zoom Scan (5x5x7)/Cube 0:** Measurement grid: dx=8mm, dy=8mm, dz=5mm

Reference Value = 5.23 V/m; Power Drift = 0.06 dB

Peak SAR (extrapolated) = 0.585 W/kg

**SAR(1 g) = 0.238 W/kg; SAR(10 g) = 0.123 W/kg**

Smallest distance from peaks to all points 3 dB below = 9.4 mm

Ratio of SAR at M2 to SAR at M1 = 67.4%

Maximum value of SAR (measured) = 0.275 W/kg




0 dB = 0.319 W/kg = -10.52 dBW/kg

Date/Time: 2022-09-05

**LTE Band12 (10MHz) Body Facedown Mid 15mm**

Communication System: UID 0, LTE-FDD(CE); Communication System Band: Band12(10MHz); Frequency: 707 MHz;Communication System PAR: 0 dB; PMF: 1

Medium parameters used (interpolated): f = 707 MHz; $\sigma$ = 0.858 S/m; $\varepsilon_r$ = 42.446; $\rho$ = 1000 kg/m$^3$

Phantom section: Flat Section

Measurement Standard: DASY5 (IEEE/IEC/ANSI C63.19-2007)

DASY Configuration:

- Probe: EX3DV4 - SN7623; ConvF(10.48, 10.48, 10.48) @ 707 MHz; Calibrated: 2022-01-24
- Sensor-Surface: 4mm (Mechanical Surface Detection), z = 1.0, 31.0
- Electronics: DAE4 Sn1636; Calibrated: 2021-12-30
- Phantom: SAM3; Type: QD 000 P41 AA;
- DASY52 52.10.4(1527); SEMCAD X 14.6.14(7483)

**Body/Facedown Mid 15mm/Area Scan (61x61x1):** Interpolated grid: dx=1.500 mm, dy=1.500 mm

Reference Value = 5.945 V/m; Power Drift = 0.17 dB

**Fast SAR: SAR(1 g) = 0.298 W/kg; SAR(10 g) = 0.163 W/kg**

Maximum value of SAR (interpolated) = 0.347 W/kg

**Body/Facedown Mid 15mm/Zoom Scan (5x5x7)/Cube 0:** Measurement grid: dx=8mm, dy=8mm, dz=5mm

Reference Value = 5.945 V/m; Power Drift = 0.17 dB

Peak SAR (extrapolated) = 0.638 W/kg

**SAR(1 g) = 0.249 W/kg; SAR(10 g) = 0.138 W/kg**

Smallest distance from peaks to all points 3 dB below = 10.4 mm

Ratio of SAR at M2 to SAR at M1 = 81%

Maximum value of SAR (measured) = 0.289 W/kg




0 dB = 0.347 W/kg = -12.31 dBW/kg

Date/Time: 2022-09-05

**LTE Band12 (10MHz) Head Right Cheek Mid**

Communication System: UID 0, LTE-FDD(CE); Communication System Band: Band12(10MHz);
Frequency: 707 MHz;Communication System PAR: 0 dB; PMF: 1
Medium parameters used (interpolated): f = 707 MHz; $\sigma$ = 0.858 S/m; $\varepsilon_r$ = 42.446; $\rho$ = 1000 kg/m$^3$
Phantom section: Right Section
Measurement Standard: DASY5 (IEEE/IEC/ANSI C63.19-2007)
DASY Configuration:

- Probe: EX3DV4 - SN7623; ConvF(10.48, 10.48, 10.48) @ 707 MHz; Calibrated: 2022-01-24
- Sensor-Surface: 4mm (Mechanical Surface Detection), z = 1.0, 31.0
- Electronics: DAE4 Sn1636; Calibrated: 2021-12-30
- Phantom: SAM3; Type: QD 000 P41 AA;
- DASY52 52.10.4(1527); SEMCAD X 14.6.14(7483)

**Head Right /Cheek Mid/Area Scan (61x61x1):** Interpolated grid: dx=1.500 mm, dy=1.500 mm
Reference Value = 1.67 V/m; Power Drift = 0.04 dB
**Fast SAR: SAR(1 g) = 0.143 W/kg; SAR(10 g) = 0.084 W/kg**
Maximum value of SAR (interpolated) = 0.189 W/kg
**Head Right /Cheek Mid/Zoom Scan (5x5x7)/Cube 0:** Measurement grid: dx=8mm, dy=8mm, dz=5mm
Reference Value = 1.67 V/m; Power Drift = 0.04 dB
Peak SAR (extrapolated) = 0.362 W/kg
**SAR(1 g) = 0.106 W/kg; SAR(10 g) = 0.063 W/kg**
Smallest distance from peaks to all points 3 dB below = 9.7 mm
Ratio of SAR at M2 to SAR at M1 = 61.6%
Maximum value of SAR (measured) = 0.163 W/kg




0 dB = 0.189 W/kg = -17.28 dBW/kg

**LTE Band13(10MHz) Body Leftside Mid 10mm**
Communication System: UID 10175 - CAG, LTE-FDD (SC-FDMA, 1 RB, 10 MHz, QPSK);
Communication System Band: Band 13, E-UTRA/FDD (777.0 - 787.0 MHz); Frequency: 782 MHz;Communication System PAR: 5.724 dB; PMF: 1.13894
Medium parameters used (interpolated): f = 782 MHz; $\sigma$ = 0.926 S/m; $\varepsilon_r$ = 41.412; $\rho$ = 1000 kg/m$^3$
Phantom section: Flat Section
Measurement Standard: DASY5 (IEEE/IEC/ANSI C63.19-2007)
DASY Configuration:

- Probe: EX3DV4 - SN7623; ConvF(10.28, 10.28, 10.28) @ 782 MHz; Calibrated: 2022-01-24
- Sensor-Surface: 4mm (Mechanical Surface Detection), z = 1.0, 31.0
- Electronics: DAE4 Sn1636; Calibrated: 2021-12-30
- Phantom: SAM 3; Type: QD 000 P41 AA;
- DASY52 52.10.4(1527); SEMCAD X 14.6.14(7483)

**Body/Leftside Mid/Area Scan (61x61x1):** Interpolated grid: dx=1.500 mm, dy=1.500 mm
Reference Value = 3.28 V/m; Power Drift = 0.05 dB
**Fast SAR: SAR(1 g) = 0.227 W/kg; SAR(10 g) = 0.119 W/kg**
Maximum value of SAR (interpolated) = 0.268 W/kg
**Body/Leftside Mid/Zoom Scan (5x5x7)/Cube 0:** Measurement grid: dx=8mm, dy=8mm, dz=5mm
Reference Value = 3.28 V/m; Power Drift = 0.05 dB
Peak SAR (extrapolated) = 0.538 W/kg
**SAR(1 g) = 0.197 W/kg; SAR(10 g) = 0.098 W/kg**
Smallest distance from peaks to all points 3 dB below = 10.1 mm
Ratio of SAR at M2 to SAR at M1 = 64.6%
Maximum value of SAR (measured) = 0.234 W/kg




0 dB = 0.268 W/kg = -14.38 dBW/kg

**LTE Band13(10MHz) Body Facedown Mid 15mm**
Communication System: UID 10175 - CAG, LTE-FDD (SC-FDMA, 1 RB, 10 MHz, QPSK);
Communication System Band: Band 13, E-UTRA/FDD (777.0 - 787.0 MHz); Frequency: 782 MHz;Communication System PAR: 5.724 dB; PMF: 1.13894
Medium parameters used (interpolated): f = 782 MHz; $\sigma$ = 0.926 S/m; $\varepsilon_r$ = 41.412; $\rho$ = 1000 kg/m$^3$
Phantom section: Flat Section
Measurement Standard: DASY5 (IEEE/IEC/ANSI C63.19-2007)
DASY Configuration:

- Probe: EX3DV4 - SN7623; ConvF(10.28, 10.28, 10.28) @ 782 MHz; Calibrated: 2022-01-24
- Sensor-Surface: 4mm (Mechanical Surface Detection), z = 1.0, 31.0
- Electronics: DAE4 Sn1636; Calibrated: 2021-12-30
- Phantom: SAM 3; Type: QD 000 P41 AA;
- DASY52 52.10.4(1527); SEMCAD X 14.6.14(7483)

**Body/Facedown Mid 15mm/Area Scan (61x61x1):** Interpolated grid: dx=1.500 mm, dy=1.500 mm
Reference Value = 1.74 V/m; Power Drift = 0.08 dB
**Fast SAR: SAR(1 g) = 0.223 W/kg; SAR(10 g) = 0.117 W/kg**
Maximum value of SAR (interpolated) = 0.258 W/kg
**Body/Facedown Mid 15mm/Zoom Scan (5x5x7)/Cube 0:** Measurement grid: dx=8mm, dy=8mm, dz=5mm
Reference Value = 1.74 V/m; Power Drift = 0.08 dB
Peak SAR (extrapolated) = 0.459 W/kg
**SAR(1 g) = 0.190 W/kg; SAR(10 g) = 0.088 W/kg**
Smallest distance from peaks to all points 3 dB below = 7.4 mm
Ratio of SAR at M2 to SAR at M1 = 57.6%
Maximum value of SAR (measured) = 0.216 W/kg




0 dB = 0.258 W/kg = -12.28 dBW/kg

**LTE Band13(10MHz) Head Left Cheek Mid**
Communication System: UID 10175 - CAG, LTE-FDD (SC-FDMA, 1 RB, 10 MHz, QPSK);
Communication System Band: Band 13, E-UTRA/FDD (777.0 - 787.0 MHz); Frequency: 782 MHz;Communication System PAR: 5.724 dB; PMF: 1.13894
Medium parameters used (interpolated): f = 782 MHz; $\sigma$ = 0.926 S/m; $\varepsilon_r$ = 41.412; $\rho$ = 1000 kg/m$^3$
Phantom section: Left Section
Measurement Standard: DASY5 (IEEE/IEC/ANSI C63.19-2007)
DASY Configuration:

- Probe: EX3DV4 - SN7623; ConvF(10.28, 10.28, 10.28) @ 782 MHz; Calibrated: 2022-01-24
- Sensor-Surface: 4mm (Mechanical Surface Detection), z = 1.0, 31.0
- Electronics: DAE4 Sn1636; Calibrated: 2021-12-30
- Phantom: SAM 3; Type: QD 000 P41 AA;
- DASY52 52.10.4(1527); SEMCAD X 14.6.14(7483)

**Head Left /Cheek Mid/Area Scan (61x61x1):** Interpolated grid: dx=1.500 mm, dy=1.500 mm
Reference Value = 1.83 V/m; Power Drift = 0.07 dB
**Fast SAR: SAR(1 g) = 0.147 W/kg; SAR(10 g) = 0.088 W/kg**
Maximum value of SAR (interpolated) = 0.196 W/kg
**Head Left /Cheek Mid/Zoom Scan (5x5x7)/Cube 0:** Measurement grid: dx=8mm, dy=8mm, dz=5mm
Reference Value = 1.83 V/m; Power Drift = 0.07 dB
Peak SAR (extrapolated) = 0.328 W/kg
**SAR(1 g) = 0.118 W/kg; SAR(10 g) = 0.073 W/kg**
Smallest distance from peaks to all points 3 dB below = 8.7 mm
Ratio of SAR at M2 to SAR at M1 = 78.3%
Maximum value of SAR (measured) = 0.159 W/kg

0 dB = 0.196 W/kg = -18.21 dBW/kg

Date/Time: 2022-09-05

**LTE Band17 (10MHz) Body Facedown Mid 15mm**

Communication System: UID 0, LTE-FDD(CE); Communication System Band: Band17(10MHz); Frequency: 710 MHz;Communication System PAR: 0 dB; PMF: 1

Medium parameters used (interpolated): f = 710 MHz; $\sigma$ = 0.86 S/m; $\varepsilon_r$ = 42.412; $\rho$ = 1000 kg/m$^3$

Phantom section: Flat Section

Measurement Standard: DASY5 (IEEE/IEC/ANSI C63.19-2007)

DASY Configuration:

- Probe: EX3DV4 - SN7623; ConvF(10.48, 10.48, 10.48) @ 710 MHz; Calibrated: 2022-01-24
- Sensor-Surface: 4mm (Mechanical Surface Detection), z = 1.0, 31.0
- Electronics: DAE4 Sn1636; Calibrated: 2021-12-30
- Phantom: SAM3; Type: QD 000 P41 AA;
- DASY52 52.10.4(1527); SEMCAD X 14.6.14(7483)

**Body/Facedown Mid 15mm/Area Scan (61x61x1):** Interpolated grid: dx=1.500 mm, dy=1.500 mm

Reference Value = 4.13 V/m; Power Drift = 0.03 dB

**Fast SAR: SAR(1 g) = 0.293 W/kg; SAR(10 g) = 0.157 W/kg**

Maximum value of SAR (interpolated) = 0.347 W/kg

**Body/Facedown Mid 15mm/Zoom Scan (5x5x7)/Cube 0:** Measurement grid: dx=8mm, dy=8mm, dz=5mm

Reference Value = 4.13 V/m; Power Drift = 0.03 dB

Peak SAR (extrapolated) = 0.647 W/kg

**SAR(1 g) = 0.249 W/kg; SAR(10 g) = 0.125 W/kg**

Smallest distance from peaks to all points 3 dB below = 8.7 mm

Ratio of SAR at M2 to SAR at M1 = 62.8%

Maximum value of SAR (measured) = 0.296 W/kg




0 dB = 0.347 W/kg = -9.28 dBW/kg

Date/Time: 2022-09-05

**LTE Band17 (10MHz) Body Leftside Mid 10mm**

Communication System: UID 0, LTE-FDD(CE); Communication System Band: Band17(10MHz); Frequency: 710 MHz;Communication System PAR: 0 dB; PMF: 1

Medium parameters used (interpolated): f = 710 MHz; $\sigma$ = 0.86 S/m; $\varepsilon_r$ = 42.412; $\rho$ = 1000 kg/m$^3$

Phantom section: Flat Section

Measurement Standard: DASY5 (IEEE/IEC/ANSI C63.19-2007)

DASY Configuration:

- Probe: EX3DV4 - SN7623; ConvF(10.48, 10.48, 10.48) @ 710 MHz; Calibrated: 2022-01-24
- Sensor-Surface: 4mm (Mechanical Surface Detection), z = 1.0, 31.0
- Electronics: DAE4 Sn1636; Calibrated: 2021-12-30
- Phantom: SAM3; Type: QD 000 P41 AA;
- DASY52 52.10.4(1527); SEMCAD X 14.6.14(7483)

**Body/Leftside Mid 10mm/Area Scan (61x61x1):** Interpolated grid: dx=1.500 mm, dy=1.500 mm

Reference Value = 6.178 V/m; Power Drift = 0.03 dB

**Fast SAR: SAR(1 g) = 0.288 W/kg; SAR(10 g) = 0.156 W/kg**

Maximum value of SAR (interpolated) = 0.347 W/kg

**Body/Leftside Mid 10mm/Zoom Scan (5x5x7)/Cube 0:** Measurement grid: dx=8mm, dy=8mm, dz=5mm

Reference Value = 6.178 V/m; Power Drift = 0.03 dB

Peak SAR (extrapolated) = 0.638 W/kg

**SAR(1 g) = 0.257 W/kg; SAR(10 g) = 0.128 W/kg**

Smallest distance from peaks to all points 3 dB below = 7.8 mm

Ratio of SAR at M2 to SAR at M1 = 42.9%

Maximum value of SAR (measured) = 0.327 W/kg

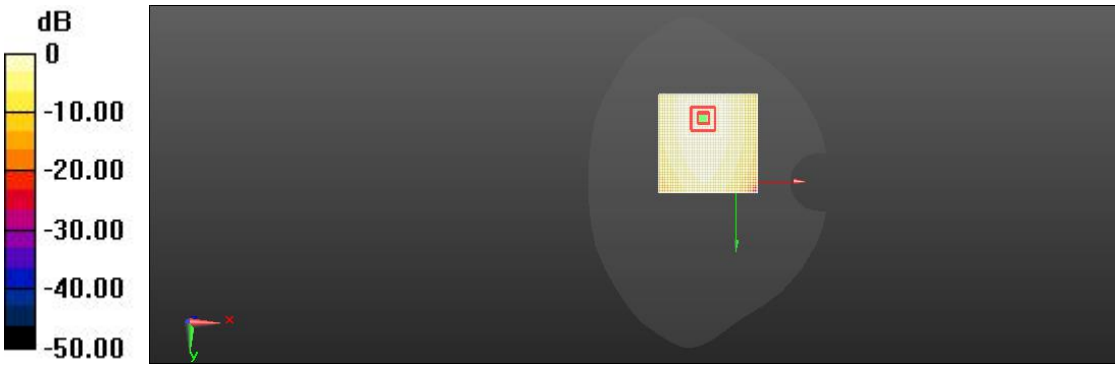


0 dB = 0.347 W/kg = -11.28 dBW/kg

Date/Time: 2022-09-05

**LTE Band17 (10MHz) Head Left Cheek Mid**

Communication System: UID 0, LTE-FDD(CE); Communication System Band: Band17(10MHz);
Frequency: 710 MHz;Communication System PAR: 0 dB; PMF: 1
Medium parameters used (interpolated): f = 710 MHz; $\sigma$ = 0.86 S/m; $\varepsilon_r$ = 42.412; $\rho$ = 1000 kg/m$^3$
Phantom section: Left Section
Measurement Standard: DASY5 (IEEE/IEC/ANSI C63.19-2007)
DASY Configuration:

- Probe: EX3DV4 - SN7623; ConvF(10.48, 10.48, 10.48) @ 710 MHz; Calibrated: 2022-01-24
- Sensor-Surface: 4mm (Mechanical Surface Detection), z = 1.0, 31.0
- Electronics: DAE4 Sn1636; Calibrated: 2021-12-30
- Phantom: SAM3; Type: QD 000 P41 AA;
- DASY52 52.10.4(1527); SEMCAD X 14.6.14(7483)

**Head Left/Cheek Mid/Area Scan (61x61x1):** Interpolated grid: dx=1.500 mm, dy=1.500 mm
Reference Value = 1.843 V/m; Power Drift = 0.08 dB
**Fast SAR: SAR(1 g) = 0.134 W/kg; SAR(10 g) = 0.073 W/kg**
Maximum value of SAR (interpolated) = 0.171 W/kg
**Head Left/Cheek Mid/Zoom Scan (5x5x7)/Cube 0:** Measurement grid: dx=8mm, dy=8mm, dz=5mm
Reference Value = 1.843 V/m; Power Drift = 0.08 dB
Peak SAR (extrapolated) = 0.348 W/kg
**SAR(1 g) = 0.101 W/kg; SAR(10 g) = 0.059 W/kg**
Smallest distance from peaks to all points 3 dB below = 7.7 mm
Ratio of SAR at M2 to SAR at M1 = 74.3%
Maximum value of SAR (measured) = 0.139 W/kg




0 dB = 0.171 W/kg = -15.59 dBW/kg

Date/Time: 2022-09-13

**LTE Band38 Body Facedown Mid 10mm**

Communication System: UID 0, LTE-TDD; Communication System Band: Band38(20MHz);
Frequency: 2595 MHz;Communication System PAR: 0 dB; PMF: 1.12202e-005
Medium parameters used: f = 2600 MHz; $\sigma$ = 1.97 S/m; $\varepsilon_r$ = 39.11; $\rho$ = 1000 kg/m$^3$
Phantom section: Flat Section
Measurement Standard: DASY5 (IEEE/IEC/ANSI C63.19-2007)
DASY Configuration:

- Probe: EX3DV4 - SN7623; ConvF(7.86, 7.86, 7.86) @ 2595 MHz; Calibrated: 2022-01-24
- Sensor-Surface: 4mm (Mechanical Surface Detection), z = 1.0, 31.0
- Electronics: DAE4 Sn1636; Calibrated: 2021-12-30
- Phantom: SAM3; Type: QD 000 P41 AA;
- DASY52 52.10.4(1527); SEMCAD X 14.6.14(7483)

**Body/Facedown Mid 10mm/Area Scan (61x61x1):** Interpolated grid: dx=1.500 mm, dy=1.500 mm
Reference Value = 2.35 V/m; Power Drift = -0.05 dB
**Fast SAR: SAR(1 g) = 0.176 W/kg; SAR(10 g) = 0.085 W/kg**
Maximum value of SAR (interpolated) = 0.216 W/kg
**Body/Facedown Mid 10mm/Zoom Scan (5x5x7)/Cube 0:** Measurement grid: dx=8mm, dy=8mm, dz=5mm
Reference Value = 2.35 V/m; Power Drift = -0.05 dB
Peak SAR (extrapolated) = 0.388 W/kg
**SAR(1 g) = 0.138 W/kg; SAR(10 g) = 0.068 W/kg**
Smallest distance from peaks to all points 3 dB below = 8.8 mm
Ratio of SAR at M2 to SAR at M1 = 43.9%
Maximum value of SAR (measured) = 0.173 W/kg




0 dB = 0.216 W/kg = -17.68 dBW/kg

Date/Time: 2022-09-13

**LTE Band38 Body Facedown Mid 15mm**

Communication System: UID 0, LTE-TDD; Communication System Band: Band38(20MHz);
Frequency: 2595 MHz;Communication System PAR: 0 dB; PMF: 1.12202e-005
Medium parameters used: f = 2600 MHz; $\sigma$ = 1.97 S/m; $\varepsilon_r$ = 39.11; $\rho$ = 1000 kg/m$^3$
Phantom section: Flat Section
Measurement Standard: DASY5 (IEEE/IEC/ANSI C63.19-2007)
DASY Configuration:

- Probe: EX3DV4 - SN7623; ConvF(7.86, 7.86, 7.86) @ 2595 MHz; Calibrated: 2022-01-24
- Sensor-Surface: 4mm (Mechanical Surface Detection), z = 1.0, 31.0
- Electronics: DAE4 Sn1636; Calibrated: 2021-12-30
- Phantom: SAM3; Type: QD 000 P41 AA;
- DASY52 52.10.4(1527); SEMCAD X 14.6.14(7483)

**Body/Facedown Mid 15mm/Area Scan (61x61x1):** Interpolated grid: dx=1.500 mm, dy=1.500 mm
Reference Value = 3.11 V/m; Power Drift = -0.06 dB
**Fast SAR: SAR(1 g) = 0.117 W/kg; SAR(10 g) = 0.065 W/kg**
Maximum value of SAR (interpolated) = 0.156 W/kg
**Body/Facedown Mid 15mm/Zoom Scan (5x5x7)/Cube 0:** Measurement grid: dx=8mm, dy=8mm, dz=5mm
Reference Value = 3.11 V/m; Power Drift = -0.06 dB
Peak SAR (extrapolated) = 0.258 W/kg
**SAR(1 g) = 0.095 W/kg; SAR(10 g) = 0.056 W/kg**
Smallest distance from peaks to all points 3 dB below = 8.4 mm
Ratio of SAR at M2 to SAR at M1 = 47.3%
Maximum value of SAR (measured) = 0.128 W/kg

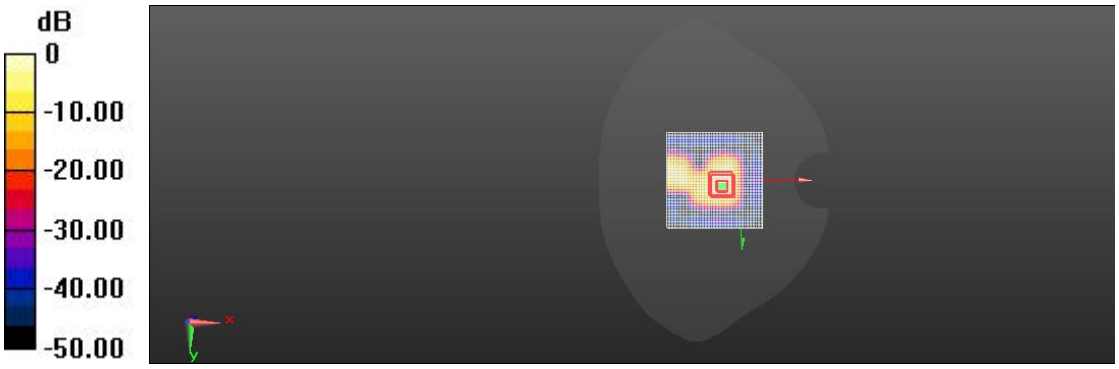


0 dB = 0.156 W/kg = -18.06 dBW/kg

Date/Time: 2022-09-13

**LTE Band38 Head Right Cheek Mid**

Communication System: UID 0, LTE-TDD; Communication System Band: Band38(20MHz);
Frequency: 2595 MHz;Communication System PAR: 0 dB; PMF: 1.12202e-005
Medium parameters used: f = 2600 MHz; $\sigma$ = 1.97 S/m; $\varepsilon_r$ = 39.11; $\rho$ = 1000 kg/m$^3$
Phantom section: Right Section
Measurement Standard: DASY5 (IEEE/IEC/ANSI C63.19-2007)
DASY Configuration:

- Probe: EX3DV4 - SN7623; ConvF(7.86, 7.86, 7.86) @ 2595 MHz; Calibrated: 2022-01-24
- Sensor-Surface: 4mm (Mechanical Surface Detection), z = 1.0, 31.0
- Electronics: DAE4 Sn1636; Calibrated: 2021-12-30
- Phantom: SAM3; Type: QD 000 P41 AA;
- DASY52 52.10.4(1527); SEMCAD X 14.6.14(7483)

**Head Right Cheek Mid/Area Scan (61x61x1):** Interpolated grid: dx=1.500 mm, dy=1.500 mm
Reference Value = 2.48 V/m; Power Drift = -0.09 dB
**Fast SAR: SAR(1 g) = 0.367 W/kg; SAR(10 g) = 0.194 W/kg**
Maximum value of SAR (interpolated) = 0.419 W/kg
**Head Right Cheek Mid/Zoom Scan (5x5x7)/Cube 0:** Measurement grid: dx=8mm, dy=8mm, dz=5mm
Reference Value = 2.48 V/m; Power Drift = -0.09 dB
Peak SAR (extrapolated) = 0.774 W/kg
**SAR(1 g) = 0.313 W/kg; SAR(10 g) = 0.175 W/kg**
Smallest distance from peaks to all points 3 dB below: below = 9.6 mm
Ratio of SAR at M2 to SAR at M1 = 52.4%
Maximum value of SAR (measured) = 0.379 W/kg




0 dB = 0.419 W/kg = -5.29 dBW/kg

Date/Time: 2022-09-13

**LTE Band41 Body Facedown Mid 10mm**

Communication System: UID 0, LTE-TDD; Communication System Band: Band41(20MHz);
Frequency: 2593 MHz;Communication System PAR: 0 dB; PMF: 1.12202e-005
Medium parameters used: f = 2600 MHz; $\sigma$ = 1.97 S/m; $\varepsilon_r$ = 39.11; $\rho$ = 1000 kg/m$^3$
Phantom section: Flat Section
Measurement Standard: DASY5 (IEEE/IEC/ANSI C63.19-2007)
DASY Configuration:

- Probe: EX3DV4 - SN7623; ConvF(7.86, 7.86, 7.86) @ 2593 MHz; Calibrated: 2022-01-24
- Sensor-Surface: 4mm (Mechanical Surface Detection), z = 1.0, 31.0
- Electronics: DAE4 Sn1636; Calibrated: 2021-12-30
- Phantom: SAM3; Type: QD 000 P41 AA;
- DASY52 52.10.4(1527); SEMCAD X 14.6.14(7483)

**Body/Facedown Mid 10mm/Area Scan (61x61x1):** Interpolated grid: dx=1.500 mm, dy=1.500 mm
Reference Value = 4.22 V/m; Power Drift = 0.03 dB
**Fast SAR: SAR(1 g) = 0.156 W/kg; SAR(10 g) = 0.077 W/kg**
Maximum value of SAR (interpolated) = 0.194 W/kg
**Body/Facedown Mid 10mm/Zoom Scan (5x5x7)/Cube 0:** Measurement grid: dx=8mm, dy=8mm, dz=5mm
Reference Value = 4.22 V/m; Power Drift = 0.03 dB
Peak SAR (extrapolated) = 0.358 W/kg
**SAR(1 g) = 0.125 W/kg; SAR(10 g) = 0.063 W/kg**
Smallest distance from peaks to all points 3 dB below = 6.4 mm
Ratio of SAR at M2 to SAR at M1 = 39.4%
Maximum value of SAR (measured) = 0.164 W/kg




0 dB = 0.194 W/kg = -14.28 dBW/kg

Date/Time: 2022-09-13

**LTE Band41 Body Facedown Mid 15mm**

Communication System: UID 0, LTE-TDD; Communication System Band: Band41(20MHz);
Frequency: 2593 MHz;Communication System PAR: 0 dB; PMF: 1.12202e-005
Medium parameters used: f = 2600 MHz; $\sigma$ = 1.97 S/m; $\varepsilon_r$ = 39.11; $\rho$ = 1000 kg/m$^3$
Phantom section: Flat Section
Measurement Standard: DASY5 (IEEE/IEC/ANSI C63.19-2007)
DASY Configuration:

- Probe: EX3DV4 - SN7623; ConvF(7.86, 7.86, 7.86) @ 2593 MHz; Calibrated: 2022-01-24
- Sensor-Surface: 4mm (Mechanical Surface Detection), z = 1.0, 31.0
- Electronics: DAE4 Sn1636; Calibrated: 2021-12-30
- Phantom: SAM3; Type: QD 000 P41 AA;
- DASY52 52.10.4(1527); SEMCAD X 14.6.14(7483)

**Body/Facedown Mid 15mm/Area Scan (61x61x1):** Interpolated grid: dx=1.500 mm, dy=1.500 mm
Reference Value = 3.03 V/m; Power Drift = 0.05 dB
**Fast SAR: SAR(1 g) = 0.107 W/kg; SAR(10 g) = 0.053 W/kg**
Maximum value of SAR (interpolated) = 0.143 W/kg
**Body/Facedown Mid 15mm/Zoom Scan (5x5x7)/Cube 0:** Measurement grid: dx=8mm, dy=8mm, dz=5mm
Reference Value = 3.03 V/m; Power Drift = 0.05 dB
Peak SAR (extrapolated) = 0.242 W/kg
**SAR(1 g) = 0.083 W/kg; SAR(10 g) = 0.039 W/kg**
Smallest distance from peaks to all points 3 dB below = 9.6 mm
Ratio of SAR at M2 to SAR at M1 = 43.2%
Maximum value of SAR (measured) = 0.115 W/kg




0 dB = 0.143 W/kg = -15.29 dBW/kg

Date/Time: 2022-09-13

**LTE Band41 Head Right Cheek Mid**

Communication System: UID 0, LTE-TDD; Communication System Band: Band41(20MHz);
Frequency: 2593 MHz;Communication System PAR: 0 dB; PMF: 1.12202e-005
Medium parameters used: f = 2600 MHz; $\sigma$ = 1.97 S/m; $\varepsilon_r$ = 39.11; $\rho$ = 1000 kg/m$^3$
Phantom section: Right Section
Measurement Standard: DASY5 (IEEE/IEC/ANSI C63.19-2007)
DASY Configuration:

- Probe: EX3DV4 - SN7623; ConvF(7.86, 7.86, 7.86) @ 2593 MHz; Calibrated: 2022-01-24
- Sensor-Surface: 4mm (Mechanical Surface Detection), z = 1.0, 31.0
- Electronics: DAE4 Sn1636; Calibrated: 2021-12-30
- Phantom: SAM3; Type: QD 000 P41 AA;
- DASY52 52.10.4(1527); SEMCAD X 14.6.14(7483)

**Head Right/Cheek Mid/Area Scan (61x61x1):** Interpolated grid: dx=1.500 mm, dy=1.500 mm
Reference Value = 4.11 V/m; Power Drift = 0.05 dB
**Fast SAR: SAR(1 g) = 0.359 W/kg; SAR(10 g) = 0.208 W/kg**
Maximum value of SAR (interpolated) = 0.423 W/kg
**Head Right/Cheek Mid/Zoom Scan (5x5x7)/Cube 0:** Measurement grid: dx=8mm, dy=8mm, dz=5mm
Reference Value = 4.11 V/m; Power Drift = 0.05 dB
Peak SAR (extrapolated) = 0.742 W/kg
**SAR(1 g) = 0.315 W/kg; SAR(10 g) = 0.173 W/kg**
Smallest distance from peaks to all points 3 dB below = 8.7 mm
Ratio of SAR at M2 to SAR at M1 = 37.7%
Maximum value of SAR (measured) = 0.376 W/kg




0 dB = 0.423 W/kg = -5.39 dBW/kg

Date/Time: 2022-09-08

**LTE Band66 Body Bottom Mid 10mm**

Communication System: UID 10169 - CAE, LTE-FDD (SC-FDMA, 1 RB, 20 MHz, QPSK);
Communication System Band: Band 66, E-UTRA/FDD (1710.0 - 1780.0 MHz); Frequency: 1745 MHz;Communication System PAR: 5.727 dB; PMF: 1.13894
Medium parameters used (interpolated): f = 1745 MHz; $\sigma$ = 1.375 S/m; $\varepsilon_r$ = 40.053; $\rho$ = 1000 kg/m$^3$
Phantom section: Flat Section
Measurement Standard: DASY5 (IEEE/IEC/ANSI C63.19-2007)
DASY Configuration:

- Probe: EX3DV4 - SN7623; ConvF(8.82, 8.82, 8.82) @ 1745 MHz; Calibrated: 2022-01-24
- Sensor-Surface: 4mm (Mechanical Surface Detection), z = 1.0, 31.0
- Electronics: DAE4 Sn1636; Calibrated: 2021-12-30
- Phantom: SAM3; Type: QD 000 P41 AA;
- DASY52 52.10.4(1527); SEMCAD X 14.6.14(7483)

**Body/Bottom Mid 10mm/Area Scan (61x61x1):** Interpolated grid: dx=1.500 mm, dy=1.500 mm
Reference Value = 9.23 V/m; Power Drift = 0.06 dB
**Fast SAR: SAR(1 g) = 0.508 W/kg; SAR(10 g) = 0.241 W/kg**
Maximum value of SAR (interpolated) = 0.543 W/kg
**Body/Bottom Mid 10mm/Zoom Scan (5x5x7)/Cube 0:** Measurement grid: dx=8mm, dy=8mm, dz=5mm
Reference Value = 9.23 V/m; Power Drift = 0.06 dB
Peak SAR (extrapolated) = 1.25 W/kg
**SAR(1 g) = 0.549 W/kg; SAR(10 g) = 0.266 W/kg**
Smallest distance from peaks to all points 3 dB below = 8.5 mm
Ratio of SAR at M2 to SAR at M1 = 47.6%
Maximum value of SAR (measured) = 0.618 W/kg




0 dB = 0.543 W/kg = 0.69 dBW/kg

Date/Time: 2022-09-08

**LTE Band66 Body Facedown Mid 15mm**

Communication System: UID 10169 - CAE, LTE-FDD (SC-FDMA, 1 RB, 20 MHz, QPSK);
Communication System Band: Band 66, E-UTRA/FDD (1710.0 - 1780.0 MHz); Frequency: 1745 MHz;Communication System PAR: 5.727 dB; PMF: 1.13894
Medium parameters used (interpolated): f = 1745 MHz; $\sigma$ = 1.375 S/m; $\varepsilon_r$ = 40.053; $\rho$ = 1000 kg/m$^3$
Phantom section: Flat Section
Measurement Standard: DASY5 (IEEE/IEC/ANSI C63.19-2007)
DASY Configuration:

- Probe: EX3DV4 - SN7623; ConvF(8.82, 8.82, 8.82) @ 1745 MHz; Calibrated: 2022-01-24
- Sensor-Surface: 4mm (Mechanical Surface Detection), z = 1.0, 31.0
- Electronics: DAE4 Sn1636; Calibrated: 2021-12-30
- Phantom: SAM3; Type: QD 000 P41 AA;
- DASY52 52.10.4(1527); SEMCAD X 14.6.14(7483)

**Body/Facedown Mid 15mm/Area Scan (61x61x1):** Interpolated grid: dx=1.500 mm, dy=1.500 mm
Reference Value = 5.19 V/m; Power Drift = 0.06 dB
**Fast SAR: SAR(1 g) = 0.394 W/kg; SAR(10 g) = 0.213 W/kg**
Maximum value of SAR (interpolated) = 0.456 W/kg
**Body/Facedown Mid 15mm/Zoom Scan (5x5x7)/Cube 0:** Measurement grid: dx=8mm, dy=8mm, dz=5mm
Reference Value = 5.19 V/m; Power Drift = 0.06 dB
Peak SAR (extrapolated) = 0.848 W/kg
**SAR(1 g) = 0.345 W/kg; SAR(10 g) = 0.184 W/kg**
Smallest distance from peaks to all points 3 dB below = 8.9 mm
Ratio of SAR at M2 to SAR at M1 = 51.3%
Maximum value of SAR (measured) = 0.388 W/kg




0 dB = 0.456 W/kg = -8.26 dBW/kg

Date/Time: 2022-09-08

**LTE Band66 Head Left Cheek Mid**

Communication System: UID 10169 - CAE, LTE-FDD (SC-FDMA, 1 RB, 20 MHz, QPSK);
Communication System Band: Band 66, E-UTRA/FDD (1710.0 - 1780.0 MHz); Frequency: 1745 MHz;Communication System PAR: 5.727 dB; PMF: 1.13894
Medium parameters used (interpolated): f = 1745 MHz; $\sigma$ = 1.317 S/m; $\varepsilon_r$ = 40.351; $\rho$ = 1000 kg/m$^3$
Phantom section: Left Section
Measurement Standard: DASY5 (IEEE/IEC/ANSI C63.19-2007)
DASY Configuration:

- Probe: EX3DV4 - SN7623; ConvF(8.82, 8.82, 8.82) @ 1745 MHz; Calibrated: 2022-01-24
- Sensor-Surface: 4mm (Mechanical Surface Detection), z = 31.0
- Electronics: DAE4 Sn1636; Calibrated: 2021-12-30
- Phantom: SAM3; Type: QD 000 P41 AA;
- DASY52 52.10.4(1527); SEMCAD X 14.6.14(7483)

**Left Cheek Mid/Area Scan (61x61x1):** Interpolated grid: dx=1.500 mm, dy=1.500 mm
Reference Value = 4.18 V/m; Power Drift = 0.06 dB
**Fast SAR: SAR(1 g) = 0.165 W/kg; SAR(10 g) = 0.103 W/kg**
Maximum value of SAR (interpolated) = 0.194 W/kg
**Left Cheek Mid/Zoom Scan (5x5x7)/Cube 0:** Measurement grid: dx=8mm, dy=8mm, dz=5mm
Reference Value = 4.18 V/m; Power Drift = 0.06 dB
Peak SAR (extrapolated) = 0.348 W/kg
**SAR(1 g) = 0.172 W/kg; SAR(10 g) = 0.097 W/kg**
Smallest distance from peaks to all points 3 dB below = 6.1 mm
Ratio of SAR at M2 to SAR at M1 = 59.0%
Maximum value of SAR (measured) = 0.196 W/kg




0 dB = 0.194 W/kg = -13.23 dBW/kg

**2.4G Body Facedown Mid 10mm**
Communication System: UID 10012 - CAB, IEEE 802.11b WiFi 2.4 GHz (DSSS, 1 Mbps);
Communication System Band: WLAN 2.4GHz (2412.0 - 2484.0 MHz); Frequency: 2442 MHz;Communication System PAR: 1.872 dB; PMF: 1.04833
Medium parameters used (interpolated): f = 2442 MHz; $\sigma$ = 1.889 S/m; $\varepsilon_r$ = 37.997; $\rho$ = 1000 kg/m$^3$
Phantom section: Flat Section
Measurement Standard: DASY5 (IEEE/IEC/ANSI C63.19-2007)
DASY Configuration:

- Probe: EX3DV4 - SN7623; ConvF(8.07, 8.07, 8.07) @ 2442 MHz; Calibrated: 2022-01-24
- Sensor-Surface: 4mm (Mechanical Surface Detection), z = 1.0, 31.0
- Electronics: DAE4 Sn1636; Calibrated: 2021-12-30
- Phantom: SAM3; Type: QD 000 P41 AA;
- DASY52 52.10.4(1527); SEMCAD X 14.6.14(7483)

**Flat/Facedown-Mid/Area Scan (61x61x1):** Interpolated grid: dx=1.500 mm, dy=1.500 mm
Reference Value = 7.28 V/m; Power Drift = -0.07 dB
**Fast SAR: SAR(1 g) = 0.333 W/kg; SAR(10 g) = 0.186 W/kg**
Maximum value of SAR (interpolated) = 0.384 W/kg
**Flat/Facedown-Mid/Zoom Scan (5x5x7)/Cube 0:** Measurement grid: dx=8mm, dy=8mm, dz=5mm
Reference Value = 7.28 V/m; Power Drift = -0.007 dB
Peak SAR (extrapolated) = 0.697 W/kg
**SAR(1 g) = 0.288 W/kg; SAR(10 g) = 0.154 W/kg**
Smallest distance from peaks to all points 3 dB below = 9.7 mm
Ratio of SAR at M2 to SAR at M1 = 56.2%
Maximum value of SAR (measured) = 0.336 W/kg




0 dB = 0.384 W/kg = -14.27 dBW/kg

**2.4G Body Facedown Mid 15mm**
Communication System: UID 10012 - CAB, IEEE 802.11b WiFi 2.4 GHz (DSSS, 1 Mbps);
Communication System Band: WLAN 2.4GHz (2412.0 - 2484.0 MHz); Frequency: 2442 MHz;Communication System PAR: 1.872 dB; PMF: 1.04833
Medium parameters used (interpolated): f = 2442 MHz; $\sigma$ = 1.889 S/m; $\varepsilon_r$ = 37.997; $\rho$ = 1000 kg/m$^3$
Phantom section: Flat Section
Measurement Standard: DASY5 (IEEE/IEC/ANSI C63.19-2007)
DASY Configuration:

- Probe: EX3DV4 - SN7623; ConvF(8.07, 8.07, 8.07) @ 2442 MHz; Calibrated: 2022-01-24
- Sensor-Surface: 4mm (Mechanical Surface Detection), z = 1.0, 31.0
- Electronics: DAE4 Sn1636; Calibrated: 2021-12-30
- Phantom: SAM3; Type: QD 000 P41 AA;
- DASY52 52.10.4(1527); SEMCAD X 14.6.14(7483)

**Flat/Facedown Mid 15mm/Area Scan (61x61x1):** Interpolated grid: dx=1.500 mm, dy=1.500 mm
Reference Value = 5.20 V/m; Power Drift = -0.07 dB
**Fast SAR: SAR(1 g) = 0.146 W/kg; SAR(10 g) = 0.079 W/kg**
Maximum value of SAR (interpolated) = 0.191 W/kg
**Flat/Facedown Mid 15mm/Zoom Scan (5x5x7)/Cube 0:** Measurement grid: dx=8mm, dy=8mm, dz=5mm
Reference Value = 5.20 V/m; Power Drift = -0.07 dB
Peak SAR (extrapolated) = 0.334 W/kg
**SAR(1 g) = 0.129 W/kg; SAR(10 g) = 0.062 W/kg**
Smallest distance from peaks to all points 3 dB below = 10.3 mm
Ratio of SAR at M2 to SAR at M1 = 47.2%
Maximum value of SAR (measured) = 0.166 W/kg

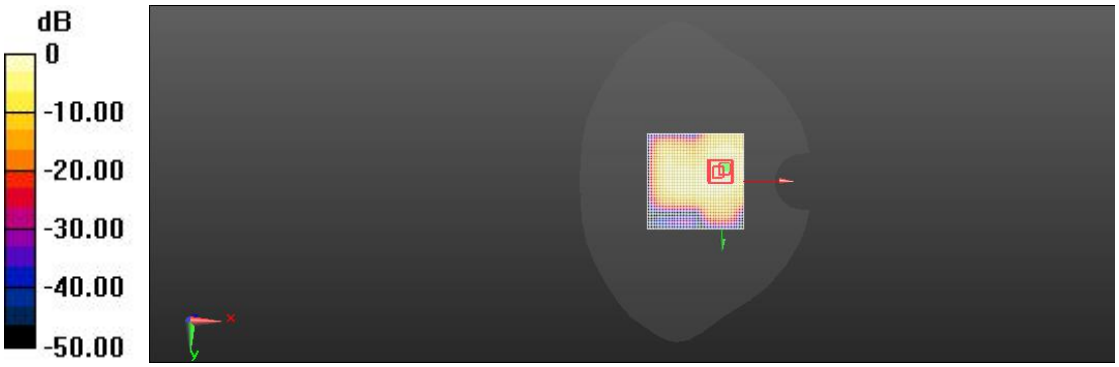


0 dB = 0.191 W/kg = -18.08 dBW/kg

**2.4G Head Left Cheek Mid**
Communication System: UID 10012 - CAB, IEEE 802.11b WiFi 2.4 GHz (DSSS, 1 Mbps);
Communication System Band: WLAN 2.4GHz (2412.0 - 2484.0 MHz); Frequency: 2442 MHz;Communication System PAR: 1.872 dB; PMF: 1.04833
Medium parameters used (interpolated): f = 2442 MHz; $\sigma$ = 1.889 S/m; $\varepsilon_r$ = 37.997; $\rho$ = 1000 kg/m$^3$
Phantom section: Left Section
Measurement Standard: DASY5 (IEEE/IEC/ANSI C63.19-2007)
DASY Configuration:

- Probe: EX3DV4 - SN7623; ConvF(8.07, 8.07, 8.07) @ 2442 MHz; Calibrated: 2022-01-24
- Sensor-Surface: 4mm (Mechanical Surface Detection), z = 1.0, 31.0
- Electronics: DAE4 Sn1636; Calibrated: 2021-12-30
- Phantom: SAM3; Type: QD 000 P41 AA;
- DASY52 52.10.4(1527); SEMCAD X 14.6.14(7483)

**Left Head/left Cheek-Mid/Area Scan (61x61x1):** Interpolated grid: dx=1.500 mm, dy=1.500 mm
Reference Value = 8.27 V/m; Power Drift = -0.04 dB
**Fast SAR: SAR(1 g) = 0.455 W/kg; SAR(10 g) = 0.243 W/kg**
Maximum value of SAR (interpolated) = 0.523 W/kg
**Left Head/left Cheek-Mid/Zoom Scan (5x5x7)/Cube 0:** Measurement grid: dx=8mm, dy=8mm, dz=5mm
Reference Value = 8.27 V/m; Power Drift = -0.04 dB
Peak SAR (extrapolated) = 0.943 W/kg
**SAR(1 g) = 0.504 W/kg; SAR(10 g) = 0.267 W/kg**
Smallest distance from peaks to all points 3 dB below = 7.8 mm
Ratio of SAR at M2 to SAR at M1 = 43.2%
Maximum value of SAR (measured) = 0.568 W/kg




0 dB = 0.523 W/kg = 3.27 dBW/kg

Date/Time: 2022-09-18

**5.2GWiFi Body Facedown Mid 10mm**

Communication System: UID 0, 5G; Communication System Band: 5.2G; Frequency: 5200 MHz;Communication System PAR: 0 dB; PMF: 1.12202e-005
Medium parameters used: f = 5200 MHz; $\sigma$ = 4.51 S/m; $\varepsilon_r$ = 35.53; $\rho$ = 1000 kg/m$^3$
Phantom section: Flat Section
Measurement Standard: DASY5 (IEEE/IEC/ANSI C63.19-2007)
DASY Configuration:

- Probe: EX3DV4 - SN7623; ConvF(5.22, 5.22, 5.22) @ 5200 MHz; Calibrated: 2022-01-24
- Sensor-Surface: 4mm (Mechanical Surface Detection), z = 1.0, 31.0
- Electronics: DAE4 Sn1636; Calibrated: 2021-12-30
- Phantom: SAM-2; Type: QD 000 P40 CC;
- DASY52 52.8.8(1222); SEMCAD X 14.6.14(7483)

**Facedown Mid 10mm/Area Scan (91x91x1):** Interpolated grid: dx=1.000 mm, dy=1.000 mm
Reference Value = 3.68 V/m; Power Drift = 0.05 dB
**Fast SAR: SAR(1 g) = 0.391 W/kg; SAR(10 g) = 0.209 W/kg**
Maximum value of SAR (interpolated) = 0.445 W/kg
**Facedown Mid 10mm/Zoom Scan (7x7x7)/Cube 0:** Measurement grid: dx=5mm, dy=5mm, dz=5mm
Reference Value = 3.68 V/m; Power Drift = 0.05 dB
Peak SAR (extrapolated) = 0.868 W/kg
**SAR(1 g) = 0.338 W/kg; SAR(10 g) = 0.183 W/kg**
Smallest distance from peaks to all points 3 dB below = 8.6 mm
Ratio of SAR at M2 to SAR at M1 = 54.2%
Maximum value of SAR (measured) = 0.407 W/kg




0 dB = 0.445 W/kg = -6.28 dBW/kg

Date/Time: 2022-09-18

**5.2GWiFi Body Facedown Mid 15mm**

Communication System: UID 0, 5G; Communication System Band: 5.2G; Frequency: 5200 MHz;Communication System PAR: 0 dB; PMF: 1.12202e-005
Medium parameters used: f = 5200 MHz; $\sigma$ = 4.51 S/m; $\varepsilon_r$ = 35.53; $\rho$ = 1000 kg/m$^3$
Phantom section: Flat Section
Measurement Standard: DASY5 (IEEE/IEC/ANSI C63.19-2007)
DASY Configuration:

- Probe: EX3DV4 - SN7623; ConvF(5.22, 5.22, 5.22) @ 5200 MHz; Calibrated: 2022-01-24
- Sensor-Surface: 4mm (Mechanical Surface Detection), z = 1.0, 31.0
- Electronics: DAE4 Sn1636; Calibrated: 2021-12-30
- Phantom: SAM-2; Type: QD 000 P40 CC;
- DASY52 52.8.8(1222); SEMCAD X 14.6.14(7483)

**Facedown 15mm/Area Scan (91x91x1):** Interpolated grid: dx=1.000 mm, dy=1.000 mm
Reference Value = 3.71 V/m; Power Drift = 0.04 dB
**Fast SAR: SAR(1 g) = 0.227 W/kg; SAR(10 g) = 0.119 W/kg**
Maximum value of SAR (interpolated) = 0.267 W/kg
**Facedown 15mm/Zoom Scan (7x7x7)/Cube 0:** Measurement grid: dx=5mm, dy=5mm, dz=5mm
Reference Value = 3.71 V/m; Power Drift = 0.04 dB
Peak SAR (extrapolated) = 0.478 W/kg
**SAR(1 g) = 0.204 W/kg; SAR(10 g) = 0.096 W/kg**
Smallest distance from peaks to all points 3 dB below = 11.3 mm
Ratio of SAR at M2 to SAR at M1 = 43.8%
Maximum value of SAR (measured) = 0.237 W/kg




0 dB = 0.267 W/kg = -18.28 dBW/kg

Date/Time: 2022-09-18

**5.2GWiFi Head Left Cheek Mid**

Communication System: UID 0, 5G; Communication System Band: 5.2G; Frequency: 5200 MHz;Communication System PAR: 0 dB; PMF: 1.12202e-005
Medium parameters used: f = 5200 MHz; $\sigma$ = 4.51 S/m; $\varepsilon_r$ = 35.53; $\rho$ = 1000 kg/m$^3$
Phantom section: Left Section
Measurement Standard: DASY5 (IEEE/IEC/ANSI C63.19-2007)
DASY Configuration:

- Probe: EX3DV4 - SN7623; ConvF(5.22, 5.22, 5.22) @ 5200 MHz; Calibrated: 2022-01-24
- Sensor-Surface: 4mm (Mechanical Surface Detection), z = 1.0, 31.0
- Electronics: DAE4 Sn1636; Calibrated: 2021-12-30
- Phantom: SAM-2; Type: QD 000 P40 CC;
- DASY52 52.8.8(1222); SEMCAD X 14.6.14(7483)

**Left Head/left Cheek/Area Scan (91x91x1):** Interpolated grid: dx=1.000 mm, dy=1.000 mm
Reference Value = 7.82 V/m; Power Drift = 0.06 dB
**Fast SAR: SAR(1 g) = 0.437 W/kg; SAR(10 g) = 0.236 W/kg**
Maximum value of SAR (interpolated) = 0.493 W/kg
**Left Head/left Cheek/Zoom Scan (7x7x7)/Cube 0:** Measurement grid: dx=5mm, dy=5mm, dz=5mm
Reference Value = 7.82 V/m; Power Drift = 0.06 dB
Peak SAR (extrapolated) = 0.927 W/kg
**SAR(1 g) = 0.373 W/kg; SAR(10 g) = 0.194 W/kg**
Smallest distance from peaks to all points 3 dB below = 8.4 mm
Ratio of SAR at M2 to SAR at M1 = 52.9%
Maximum value of SAR (measured) = 0.447 W/kg




0 dB = 0.493 W/kg = -1.47 dBW/kg

Date/Time: 2022-09-18

**5.3GWiFi Body Facedown Mid 15mm**

Communication System: UID 0, 5G; Communication System Band: 5.3G; Frequency: 5280 MHz;Communication System PAR: 0 dB; PMF: 1.12202e-005
Medium parameters used: f = 5280 MHz; $\sigma$ = 4.73 S/m; $\varepsilon_r$ = 35.9; $\rho$ = 1000 kg/m$^3$
Phantom section: Flat Section
Measurement Standard: DASY5 (IEEE/IEC/ANSI C63.19-2007)
DASY Configuration:

- Probe: EX3DV4 - SN7623; ConvF(5.22, 5.22, 5.22) @ 5280 MHz; Calibrated: 2022-01-24
- Sensor-Surface: 4mm (Mechanical Surface Detection), z = 1.0, 31.0
- Electronics: DAE4 Sn1636; Calibrated: 2021-12-30
- Phantom: SAM-2; Type: QD 000 P40 CC;
- DASY52 52.8.8(1222); SEMCAD X 14.6.14(7483)

**Facedown Mid 15mm/Area Scan (91x91x1):** Interpolated grid: dx=1.000 mm, dy=1.000 mm
Reference Value = 2.98 V/m; Power Drift = 0.07 dB
**Fast SAR: SAR(1 g) = 0.268 W/kg; SAR(10 g) = 0.153 W/kg**
Maximum value of SAR (interpolated) = 0.320 W/kg
**Facedown Mid 15mm/Zoom Scan (7x7x7)/Cube 0:** Measurement grid: dx=5mm, dy=5mm, dz=5mm
Reference Value = 2.98 V/m; Power Drift = 0.07 dB
Peak SAR (extrapolated) = 0.559 W/kg
**SAR(1 g) = 0.227 W/kg; SAR(10 g) = 0.131 W/kg**
Smallest distance from peaks to all points 3 dB below = 6.4 mm
Ratio of SAR at M2 to SAR at M1 = 46.9%
Maximum value of SAR (measured) = 0.274 W/kg

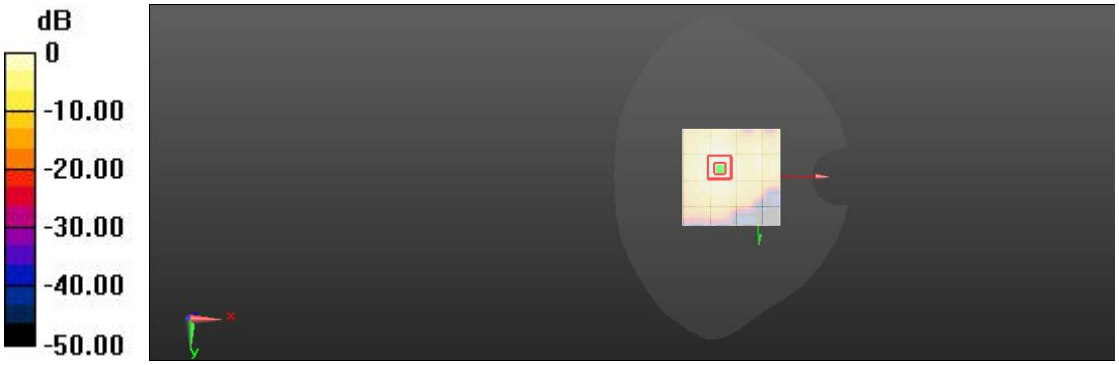


0 dB = 0.320 W/kg = -11.59 dBW/kg

Date/Time: 2022-09-18

**5.3GWiFi Body Facedown Mid 10mm**

Communication System: UID 0, 5G; Communication System Band: 5.3G; Frequency: 5280 MHz;Communication System PAR: 0 dB; PMF: 1.12202e-005
Medium parameters used: f = 5280 MHz; $\sigma$ = 4.73 S/m; $\varepsilon_r$ = 35.9; $\rho$ = 1000 kg/m$^3$
Phantom section: Flat Section
Measurement Standard: DASY5 (IEEE/IEC/ANSI C63.19-2007)
DASY Configuration:

- Probe: EX3DV4 - SN7623; ConvF(5.22, 5.22, 5.22) @ 5280 MHz; Calibrated: 2022-01-24
- Sensor-Surface: 4mm (Mechanical Surface Detection), z = 1.0, 31.0
- Electronics: DAE4 Sn1636; Calibrated: 2021-12-30
- Phantom: SAM-2; Type: QD 000 P40 CC;
- DASY52 52.8.8(1222); SEMCAD X 14.6.14(7483)

**Facedown Mid 10mm/Area Scan (91x91x1):** Interpolated grid: dx=1.000 mm, dy=1.000 mm
Reference Value = 4.37 V/m; Power Drift = -0.04 dB
**Fast SAR: SAR(1 g) = 0.396 W/kg; SAR(10 g) = 0.213 W/kg**
Maximum value of SAR (interpolated) = 0.441 W/kg
**Facedown Mid 10mm/Zoom Scan (7x7x7)/Cube 0:** Measurement grid: dx=5mm, dy=5mm, dz=5mm
Reference Value = 4.37 V/m; Power Drift = -0.04 dB
Peak SAR (extrapolated) = 0.869 W/kg
**SAR(1 g) = 0.334 W/kg; SAR(10 g) = 0.186 W/kg**
Smallest distance from peaks to all points 3 dB below = 7.5 mm
Ratio of SAR at M2 to SAR at M1 = 47.1%
Maximum value of SAR (measured) = 0.402 W/kg

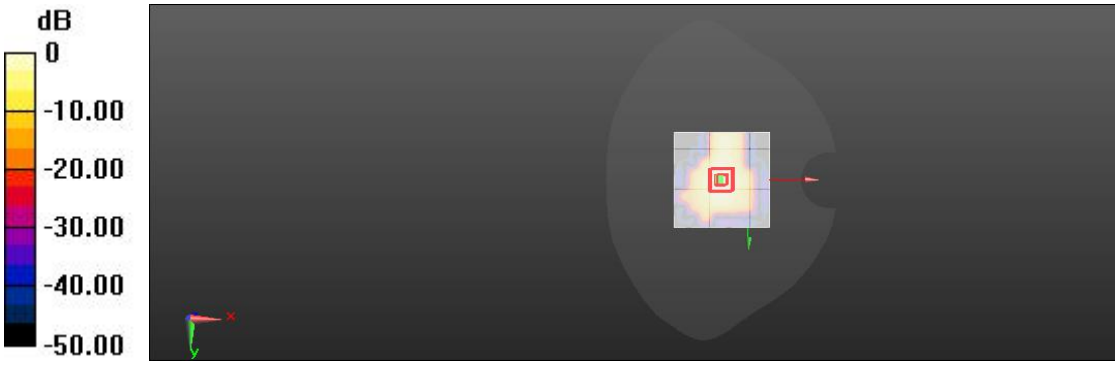


0 dB = 0.441 W/kg = -6.10 dBW/kg

Date/Time: 2022-09-18

**5.3GWiFi Head Left Cheek Mid**

Communication System: UID 0, 5G; Communication System Band: 5.3G; Frequency: 5280 MHz;Communication System PAR: 0 dB; PMF: 1.12202e-005
Medium parameters used: f = 5280 MHz; $\sigma$ = 4.73 S/m; $\varepsilon_r$ = 35.9; $\rho$ = 1000 kg/m$^3$
Phantom section: Left Section
Measurement Standard: DASY5 (IEEE/IEC/ANSI C63.19-2007)
DASY Configuration:

- Probe: EX3DV4 - SN7623; ConvF(5.22, 5.22, 5.22) @ 5280 MHz; Calibrated: 2022-01-24
- Sensor-Surface: 4mm (Mechanical Surface Detection), z = 1.0, 31.0
- Electronics: DAE4 Sn1636; Calibrated: 2021-12-30
- Phantom: SAM-2; Type: QD 000 P40 CC;
- DASY52 52.8.8(1222); SEMCAD X 14.6.14(7483)

**Left Head/left Cheek Mid/Area Scan (91x91x1):** Interpolated grid: dx=1.000 mm, dy=1.000 mm
Reference Value = 7.38 V/m; Power Drift = 0.09 dB
**Fast SAR: SAR(1 g) = 0.456 W/kg; SAR(10 g) = 0.241 W/kg**
Maximum value of SAR (interpolated) = 0.508 W/kg
**Left Head/left Cheek Mid/Zoom Scan (7x7x7)/Cube 0:** Measurement grid: dx=5mm, dy=5mm, dz=5mm
Reference Value = 7.38 V/m; Power Drift = 0.09 dB
Peak SAR (extrapolated) = 0.891 W/kg
**SAR(1 g) = 0.423 W/kg; SAR(10 g) = 0.222 W/kg**
Smallest distance from peaks to all points 3 dB below = 8.4 mm
Ratio of SAR at M2 to SAR at M1 = 43.9%
Maximum value of SAR (measured) = 0.468 W/kg




0 dB = 0.508 W/kg = 1.24 dBW/kg

Date/Time: 2022-09-18

**5.6GWiFi Body Facedown Mid 15mm**

Communication System: UID 0, 5G; Communication System Band: 5.5G; Frequency: 5600 MHz;Communication System PAR: 0 dB; PMF: 1.12202e-005
Medium parameters used: f = 5600 MHz; $\sigma$ = 4.93 S/m; $\varepsilon_r$ = 35.5; $\rho$ = 1000 kg/m$^3$
Phantom section: Flat Section
Measurement Standard: DASY5 (IEEE/IEC/ANSI C63.19-2007)
DASY Configuration:

- Probe: EX3DV4 - SN7623; ConvF(4.72, 4.72, 4.72) @ 5600 MHz; Calibrated: 2022-01-24
- Sensor-Surface: 4mm (Mechanical Surface Detection), z = 1.0, 31.0
- Electronics: DAE4 Sn1636; Calibrated: 2021-12-30
- Phantom: SAM-2; Type: QD 000 P40 CC;
- DASY52 52.8.8(1222); SEMCAD X 14.6.14(7483)

**Facedown-15mm/Area Scan (91x91x1):** Interpolated grid: dx=1.000 mm, dy=1.000 mm
Reference Value = 3.56 V/m; Power Drift = 0.04 dB
**Fast SAR: SAR(1 g) = 0.434 W/kg; SAR(10 g) = 0.220 W/kg**
Maximum value of SAR (interpolated) = 0.489 W/kg
**Facedown-15mm/Zoom Scan (7x7x7)/Cube 0:** Measurement grid: dx=5mm, dy=5mm, dz=5mm
Reference Value = 3.56 V/m; Power Drift = 0.04 dB
Peak SAR (extrapolated) = 0.893 W/kg
**SAR(1 g) = 0.372 W/kg; SAR(10 g) = 0.176 W/kg**
Smallest distance from peaks to all points 3 dB below = 7.7 mm
Ratio of SAR at M2 to SAR at M1 = 43.3%
Maximum value of SAR (measured) = 0.428 W/kg




0 dB = 0.489 W/kg = -8.73 dBW/kg

Date/Time: 2022-09-18

**5.6GWiFi Body Rightside 10mm**

Communication System: UID 0, 5G; Communication System Band: 5.5G; Frequency: 5600 MHz;Communication System PAR: 0 dB; PMF: 1.12202e-005
Medium parameters used: f = 5600 MHz; $\sigma$ = 4.93 S/m; $\varepsilon_r$ = 35.5; $\rho$ = 1000 kg/m$^3$
Phantom section: Flat Section
Measurement Standard: DASY5 (IEEE/IEC/ANSI C63.19-2007)
DASY Configuration:

- Probe: EX3DV4 - SN7623; ConvF(4.72, 4.72, 4.72) @ 5600 MHz; Calibrated: 2022-01-24
- Sensor-Surface: 4mm (Mechanical Surface Detection), z = 1.0, 31.0
- Electronics: DAE4 Sn1636; Calibrated: 2021-12-30
- Phantom: SAM-2; Type: QD 000 P40 CC;
- DASY52 52.8.8(1222); SEMCAD X 14.6.14(7483)

**Rightside-10mm/Area Scan (91x91x1):** Interpolated grid: dx=1.000 mm, dy=1.000 mm
Reference Value = 12.39 V/m; Power Drift = 0.06 dB
**Fast SAR: SAR(1 g) = 0.668 W/kg; SAR(10 g) = 0.345 W/kg**
Maximum value of SAR (interpolated) = 0.708 W/kg
**Rightside-10mm/Zoom Scan (7x7x7)/Cube 0:** Measurement grid: dx=5mm, dy=5mm, dz=5mm
Reference Value = 12.39 V/m; Power Drift = 0.06 dB
Peak SAR (extrapolated) = 1.35 W/kg
**SAR(1 g) = 0.617 W/kg; SAR(10 g) = 0.323 W/kg**
Smallest distance from peaks to all points 3 dB below = 7.4 mm
Ratio of SAR at M2 to SAR at M1 = 53.2%
Maximum value of SAR (measured) = 0.652 W/kg




0 dB = 0.708 W/kg = 2.24 dBW/kg

Date/Time: 2022-09-18

**5.6GWiFi Head Left Cheek Mid**

Communication System: UID 0, 5G; Communication System Band: 5.5G; Frequency: 5600 MHz;Communication System PAR: 0 dB; PMF: 1.12202e-005
Medium parameters used: f = 5600 MHz; $\sigma$ = 4.93 S/m; $\varepsilon_r$ = 35.5; $\rho$ = 1000 kg/m$^3$
Phantom section: Left Section
Measurement Standard: DASY5 (IEEE/IEC/ANSI C63.19-2007)
DASY Configuration:

- Probe: EX3DV4 - SN7623; ConvF(4.72, 4.72, 4.72) @ 5600 MHz; Calibrated: 2022-01-24
- Sensor-Surface: 4mm (Mechanical Surface Detection), z = 1.0, 31.0
- Electronics: DAE4 Sn1636; Calibrated: 2021-12-30
- Phantom: SAM-2; Type: QD 000 P40 CC;
- DASY52 52.8.8(1222); SEMCAD X 14.6.14(7483)

**Left Head/left Cheek/Area Scan (91x91x1):** Interpolated grid: dx=1.000 mm, dy=1.000 mm
Reference Value = 6.39 V/m; Power Drift = 0.05 dB
**Fast SAR: SAR(1 g) = 0.573 W/kg; SAR(10 g) = 0.310 W/kg**
Maximum value of SAR (interpolated) = 0.617 W/kg
**Left Head/left Cheek/Zoom Scan (7x7x7)/Cube 0:** Measurement grid: dx=5mm, dy=5mm, dz=5mm
Reference Value = 6.39 V/m; Power Drift = 0.05 dB
Peak SAR (extrapolated) = 1.36 W/kg
**SAR(1 g) = 0.522 W/kg; SAR(10 g) = 0.278 W/kg**
Smallest distance from peaks to all points 3 dB below = 7.4 mm
Ratio of SAR at M2 to SAR at M1 = 63.9%
Maximum value of SAR (measured) = 0.569 W/kg




0 dB = 0.617 W/kg = 1.48 dBW/kg

Date/Time: 2022-09-18

**5.8GWiFi Body Facedown Mid 15mm**

Communication System: UID 0, 5G; Communication System Band: 5.8G; Frequency: 5785 MHz;Communication System PAR: 0 dB; PMF: 1.12202e-005
Medium parameters used: f = 5800 MHz; $\sigma$ = 5.07 S/m; $\varepsilon_r$ = 35.3; $\rho$ = 1000 kg/m$^3$
Phantom section: Flat Section
Measurement Standard: DASY5 (IEEE/IEC/ANSI C63.19-2007)
DASY Configuration:

- Probe: EX3DV4 - SN7623; ConvF(4.79, 4.79, 4.79) @ 5785 MHz; Calibrated: 2022-01-24
- Sensor-Surface: 4mm (Mechanical Surface Detection), z = 1.0, 31.0
- Electronics: DAE4 Sn1636; Calibrated: 2021-12-30
- Phantom: SAM-2; Type: QD 000 P40 CC;
- DASY52 52.8.8(1222); SEMCAD X 14.6.14(7483)

**Facedown 15mm/Area Scan (91x91x1):** Interpolated grid: dx=1.000 mm, dy=1.000 mm
Reference Value = 4.18 V/m; Power Drift = 0.04 dB
**Fast SAR: SAR(1 g) = 0.354 W/kg; SAR(10 g) = 0.192 W/kg**
Maximum value of SAR (interpolated) = 0.389 W/kg
**Facedown 15mm/Zoom Scan (7x7x7)/Cube 0:** Measurement grid: dx=5mm, dy=5mm, dz=5mm
Reference Value = 4.18 V/m; Power Drift = 0.04 dB
Peak SAR (extrapolated) = 0.740 W/kg
**SAR(1 g) = 0.333 W/kg; SAR(10 g) = 0.174 W/kg**
Smallest distance from peaks to all points 3 dB below = 7.6 mm
Ratio of SAR at M2 to SAR at M1 = 59.8%
Maximum value of SAR (measured) = 0.361 W/kg




0 dB = 0.389 W/kg = -8.47 dBW/kg

Date/Time: 2022-09-18

**5.8GWiFi Body Rightside Mid 10mm**

Communication System: UID 0, 5G; Communication System Band: 5.8G; Frequency: 5785 MHz;Communication System PAR: 0 dB; PMF: 1.12202e-005
Medium parameters used: f = 5800 MHz; $\sigma$ = 5.07 S/m; $\varepsilon_r$ = 35.3; $\rho$ = 1000 kg/m$^3$
Phantom section: Flat Section
Measurement Standard: DASY5 (IEEE/IEC/ANSI C63.19-2007)
DASY Configuration:

- Probe: EX3DV4 - SN7623; ConvF(4.79, 4.79, 4.79) @ 5785 MHz; Calibrated: 2022-01-24
- Sensor-Surface: 4mm (Mechanical Surface Detection), z = 1.0, 31.0
- Electronics: DAE4 Sn1636; Calibrated: 2021-12-30
- Phantom: SAM-2; Type: QD 000 P40 CC;
- DASY52 52.8.8(1222); SEMCAD X 14.6.14(7483)

**Rightside-10mm/Area Scan (91x91x1):** Interpolated grid: dx=1.000 mm, dy=1.000 mm
Reference Value = 5.85 V/m; Power Drift = 0.04 dB
**Fast SAR: SAR(1 g) = 0.586 W/kg; SAR(10 g) = 0.305 W/kg**
Maximum value of SAR (interpolated) = 0.628 W/kg
**Rightside-10mm/Zoom Scan (7x7x7)/Cube 0:** Measurement grid: dx=5mm, dy=5mm, dz=5mm
Reference Value = 5.85 V/m; Power Drift = 0.04 dB
Peak SAR (extrapolated) = 1.14 W/kg
**SAR(1 g) = 0.543 W/kg; SAR(10 g) = 0.288 W/kg**
Smallest distance from peaks to all points 3 dB below = 9.5 mm
Ratio of SAR at M2 to SAR at M1 = 64.3%
Maximum value of SAR (measured) = 0.575 W/kg




0 dB = 0.628 W/kg = -4.27 dBW/kg

Date/Time: 2022-09-18

**5.8GWiFi Head Left Cheek Mid**

Communication System: UID 0, 5G; Communication System Band: 5.8G; Frequency: 5785 MHz;Communication System PAR: 0 dB; PMF: 1.12202e-005
Medium parameters used: f = 5800 MHz; $\sigma$ = 5.07 S/m; $\varepsilon_r$ = 35.3; $\rho$ = 1000 kg/m$^3$
Phantom section: Left Section
Measurement Standard: DASY5 (IEEE/IEC/ANSI C63.19-2007)
DASY Configuration:

- Probe: EX3DV4 - SN7623; ConvF(4.79, 4.79, 4.79) @ 5785 MHz; Calibrated: 2022-01-24
- Sensor-Surface: 4mm (Mechanical Surface Detection), z = 1.0, 31.0
- Electronics: DAE4 Sn1636; Calibrated: 2021-12-30
- Phantom: SAM-2; Type: QD 000 P40 CC;
- DASY52 52.8.8(1222); SEMCAD X 14.6.14(7483)

**Left Head/left Cheek /Area Scan (91x91x1):** Interpolated grid: dx=1.000 mm, dy=1.000 mm
Reference Value = 4.38 V/m; Power Drift = 0.06 dB
**Fast SAR: SAR(1 g) = 0.546 W/kg; SAR(10 g) = 0.295 W/kg**
Maximum value of SAR (interpolated) = 0.596 W/kg
**Left Head/left Cheek /Zoom Scan (7x7x7)/Cube 0:** Measurement grid: dx=5mm, dy=5mm, dz=5mm
Reference Value = 4.38 V/m; Power Drift = 0.06 dB
Peak SAR (extrapolated) = 1.12 W/kg
**SAR(1 g) = 0.510 W/kg; SAR(10 g) = 0.272 W/kg**
Smallest distance from peaks to all points 3 dB below = 6.7 mm
Ratio of SAR at M2 to SAR at M1 = 43.1%
Maximum value of SAR (measured) = 0.565 W/kg




0 dB = 0.596 W/kg = -0.28 dBW/kg

Date/Time: 2022-09-12

**BT Body Facedown CH39 15mm**

Communication System: UID 10030 - CAA, IEEE 802.15.1 Bluetooth (GFSK, DH1); Communication System Band: ISM 2.4 GHz Band (2400.0 - 2483.5 MHz); Frequency: 2441 MHz;Communication System PAR: 5.295 dB; PMF: 1.83865
Medium parameters used: f = 2441 MHz; $\sigma$ = 1.89 S/m; $\varepsilon_r$ = 38; $\rho$ = 1000 kg/m$^3$
Phantom section: Flat Section
Measurement Standard: DASY5 (IEEE/IEC/ANSI C63.19-2007)

DASY Configuration:

- Probe: EX3DV4 - SN7623; ConvF(8.07, 8.07, 8.07) @ 2441 MHz; Calibrated: 2022-01-24
- Sensor-Surface: 4mm (Mechanical Surface Detection), z = 1.0, 31.0
- Electronics: DAE4 Sn1636; Calibrated: 2021-12-30
- Phantom: SAM3; Type: QD 000 P41 AA;
- DASY52 52.10.4(1527); SEMCAD X 14.6.14(7483)

**BT Flat/Facedown/Area Scan (61x61x1):** Interpolated grid: dx=1.500 mm, dy=1.500 mm
Reference Value = 0.58 V/m; Power Drift = 0.03 dB
**Fast SAR: SAR(1 g) = 0.023 W/kg; SAR(10 g) = 0.010 W/kg**
Maximum value of SAR (interpolated) = 0.045 W/kg
**BT Flat/Facedown/Zoom Scan (5x5x7)/Cube 0:** Measurement grid: dx=8mm, dy=8mm, dz=5mm
Reference Value = 0.58 V/m; Power Drift = 0.03 dB
Peak SAR (extrapolated) = 0.048 W/kg
**SAR(1 g) = 0.011 W/kg; SAR(10 g) = 0.007 W/kg**
Smallest distance from peaks to all points 3 dB below = 7.1 mm
Ratio of SAR at M2 to SAR at M1 = 71.2%
Maximum value of SAR (measured) = 0.025 W/kg

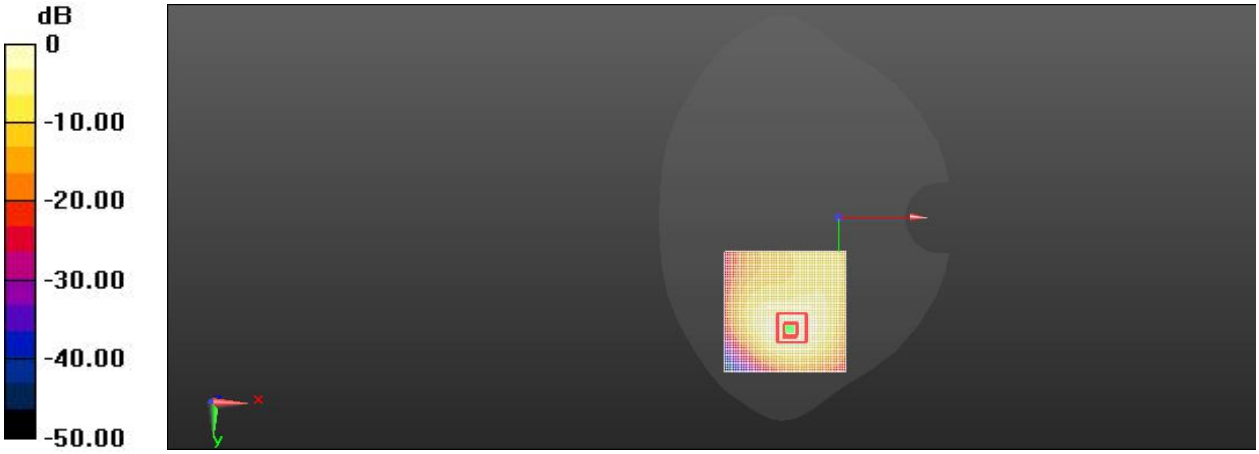


0 dB = 0.045 W/kg = -26.18 dBW/kg

Date/Time: 2022-09-12

**BT Body Facedown CH39 10mm**

Communication System: UID 10030 - CAA, IEEE 802.15.1 Bluetooth (GFSK, DH1); Communication System Band: ISM 2.4 GHz Band (2400.0 - 2483.5 MHz); Frequency: 2441 MHz;Communication System PAR: 5.295 dB; PMF: 1.83865
Medium parameters used: f = 2441 MHz; $\sigma$ = 1.89 S/m; $\varepsilon_r$ = 38; $\rho$ = 1000 kg/m$^3$
Phantom section: Flat Section
Measurement Standard: DASY5 (IEEE/IEC/ANSI C63.19-2007)

DASY Configuration:

- Probe: EX3DV4 - SN7623; ConvF(8.07, 8.07, 8.07) @ 2441 MHz; Calibrated: 2022-01-24
- Sensor-Surface: 4mm (Mechanical Surface Detection), z = 1.0, 31.0
- Electronics: DAE4 Sn1636; Calibrated: 2021-12-30
- Phantom: SAM3; Type: QD 000 P41 AA;
- DASY52 52.10.4(1527); SEMCAD X 14.6.14(7483)

**BT Flat/Facedown /Area Scan (61x61x1):** Interpolated grid: dx=1.500 mm, dy=1.500 mm
Reference Value = 0.82 V/m; Power Drift = 0.00 dB
**Fast SAR: SAR(1 g) = 0.017 W/kg; SAR(10 g) = 0.013 W/kg**
Maximum value of SAR (interpolated) = 0.035 W/kg
**BT Flat/Facedown /Zoom Scan (5x5x7)/Cube 0:** Measurement grid: dx=8mm, dy=8mm, dz=5mm
Reference Value = 0.82 V/m; Power Drift = 0.00 dB
Peak SAR (extrapolated) = 0.039 W/kg
**SAR(1 g) = 0.019 W/kg; SAR(10 g) = 0.012 W/kg**
Smallest distance from peaks to all points 3 dB below = 11.2 mm
Ratio of SAR at M2 to SAR at M1 = 80.3%
Maximum value of SAR (measured) = 0.041 W/kg

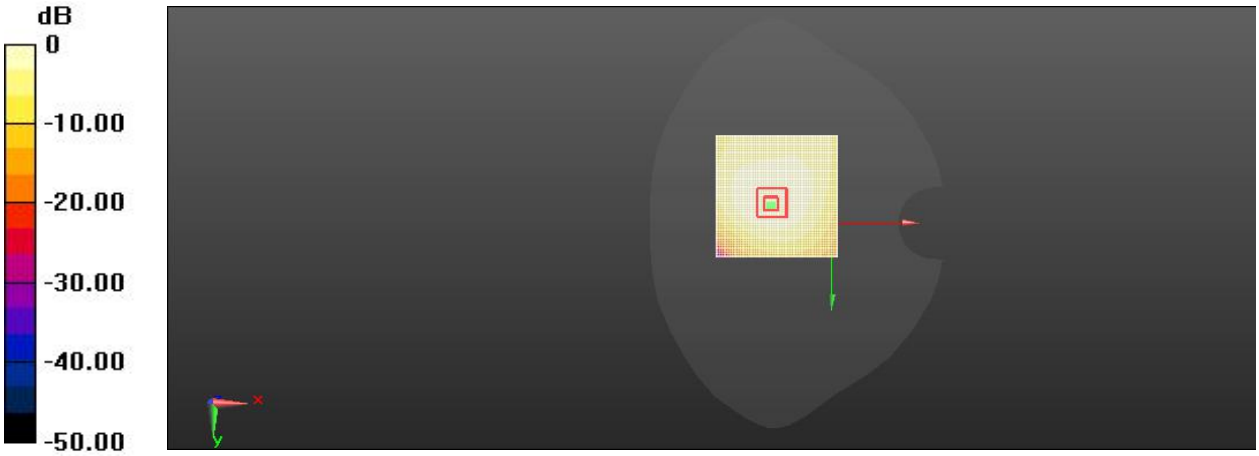


0 dB = 0.035 W/kg = -24.19 dBW/kg

Date/Time: 2022-09-12

**BT Head Left Cheek CH39**

Communication System: UID 10030 - CAA, IEEE 802.15.1 Bluetooth (GFSK, DH1); Communication System Band: ISM 2.4 GHz Band (2400.0 - 2483.5 MHz); Frequency: 2441 MHz;Communication System PAR: 5.295 dB; PMF: 1.83865
Medium parameters used: f = 2441 MHz; $\sigma$ = 1.89 S/m; $\varepsilon_r$ = 38; $\rho$ = 1000 kg/m$^3$
Phantom section: Left Section
Measurement Standard: DASY5 (IEEE/IEC/ANSI C63.19-2007)

DASY Configuration:

- Probe: EX3DV4 - SN7623; ConvF(8.07, 8.07, 8.07) @ 2441 MHz; Calibrated: 2022-01-24
- Sensor-Surface: 4mm (Mechanical Surface Detection), z = 31.0
- Electronics: DAE4 Sn1636; Calibrated: 2021-12-30
- Phantom: SAM3; Type: QD 000 P41 AA;
- DASY52 52.10.4(1527); SEMCAD X 14.6.14(7483)

**BT-Left Head/Left Cheek /Area Scan (61x61x1):** Interpolated grid: dx=1.500 mm, dy=1.500 mm
Reference Value = 1.25 V/m; Power Drift = 0.06 dB
**Fast SAR: SAR(1 g) = 0.152 W/kg; SAR(10 g) = 0.076 W/kg**
Maximum value of SAR (interpolated) = 0.192 W/kg
**BT-Left Head/Left Cheek /Zoom Scan (5x5x7)/Cube 0:** Measurement grid: dx=8mm, dy=8mm, dz=5mm
Reference Value = 1.25 V/m; Power Drift = 0.06 dB
Peak SAR (extrapolated) = 0.343 W/kg
**SAR(1 g) = 0.118 W/kg; SAR(10 g) = 0.064 W/kg**
Smallest distance from peaks to all points 3 dB below = 8.3 mm
Ratio of SAR at M2 to SAR at M1 = 47.3%
Maximum value of SAR (measured) = 0.138 W/kg




0 dB = 0.192 W/kg = -18.24 dBW/kg