TEST REPORT

No.I22N02450-SAR

For

Realme Chongqing Mobile Telecommunications Corp., Ltd.

Mobile Phone

Model Name: RMX3710

With

Hardware Version: 11

Software Version: ColorOS 13.0

FCC ID: 2AUYFRMX3710

Issued Date: 2022-12-30

Designation Number: CN1210

Note:

The test results in this test report relate only to the devices specified in this report. This report shall not be reproduced except in full without the written approval of SAICT.

Test Laboratory:

SAICT, Shenzhen Academy of Information and Communications Technology

Building G, Shenzhen International Innovation Center, No.1006 Shennan Road, Futian District, Shenzhen, Guangdong, P. R. China 518000.

Tel:+86(0)755-33322000, Fax:+86(0)755-33322001

Email: yewu@caict.ac.cn. www.saict.ac.cn

REPORT HISTORY

Report Number	Revision	Description	Issue Date
I22N02450-SAR	Rev.0	1st edition	2022-12-30

©Copyright. All rights reserved by SAICT

CONTENTS

1. SUMMARY OF TEST REPORT 5

1.1. TEST ITEMS 5
1.2. TEST STANDARDS 5
1.3. TEST RESULT 5
1.4. TESTING LOCATION 5
1.5. PROJECT DATA 5
1.6. SIGNATURE 5

2. STATEMENT OF COMPLIANCE 6

3. CLIENT INFORMATION 8

3.1. APPLICANT INFORMATION 8
3.2. MANUFACTURER INFORMATION 8

4. EQUIPMENT UNDER TEST (EUT) AND ANCILLARY EQUIPMENT (AE) 9

4.1. ABOUT EUT 9
4.2. INTERNAL IDENTIFICATION OF EUT USED DURING THE TEST 10
4.3. INTERNAL IDENTIFICATION OF AE USED DURING THE TEST 10

5. TEST METHODOLOGY 11

5.1. APPLICABLE LIMIT REGULATIONS 11
5.2. APPLICABLE MEASUREMENT STANDARDS 11

6. SPECIFIC ABSORPTION RATE (SAR) 12

6.1. INTRODUCTION 12
6.2. SAR DEFINITION 12

7. TISSUE SIMULATING LIQUIDS 13

7.1. TARGETS FOR TISSUE SIMULATING LIQUID 13
7.2. DIELECTRIC PERFORMANCE 13

8. SYSTEM VERIFICATION 18

8.1. SYSTEM SETUP 18
8.2. SYSTEM VERIFICATION 20

9. MEASUREMENT PROCEDURES 21

9.1. TESTS TO BE PERFORMED 21
9.2. GENERAL MEASUREMENT PROCEDURE 23
9.3. WCDMA MEASUREMENT PROCEDURES FOR SAR 24
9.4. SAR MEASUREMENT FOR LTE 25
9.5. LTE (TDD) CONSIDERATIONS 26
9.6. BLUETOOTH & WLAN MEASUREMENT PROCEDURES FOR SAR 27
9.7. POWER DRIFT 27

©Copyright. All rights reserved by SAICT

10. CONDUCTED OUTPUT POWER 28

10.1. GSM MEASUREMENT RESULT 29
10.2. WCDMA MEASUREMENT RESULT 33
10.3. LTE MEASUREMENT RESULT 41
10.4. BLUETOOTH AND WLAN MEASUREMENT RESULT 207

11. SIMULTANEOUS TX SAR CONSIDERATIONS 211

11.1. INTRODUCTION 211
11.2. TRANSMIT ANTENNA SEPARATION DISTANCES 211
11.3. SAR MEASUREMENT POSITIONS 212

12. EVALUATION OF SIMULTANEOUS 213

13. SUMMARY OF TEST RESULTS 214

13.1. TESTING ENVIRONMENT 215
13.2. TEST RESULTS 216
13.3. WLAN EVALUATION FOR 2.4GHZ 250
13.4. WLAN EVALUATION FOR 5GHZ 252
13.5. PRODUCT SPECIFIC 10G SAR 255

14. SAR MEASUREMENT VARIABILITY 256

15. MEASUREMENT UNCERTAINTY 257

15.1. MEASUREMENT UNCERTAINTY FOR NORMAL SAR TESTS (300MHZ~3GHZ) 257
15.2. MEASUREMENT UNCERTAINTY FOR NORMAL SAR TESTS (3GHZ~6GHZ) 258

16. MAIN TEST INSTRUMENTS 259

ANNEX A: GRAPH RESULTS 260

ANNEX B: SYSTEMVERIFICATION RESULTS 293

ANNEX C: SAR MEASUREMENT SETUP 305

ANNEX D: POSITION OF THE WIRELESS DEVICE IN RELATION TO THE PHANTOM 311

ANNEX E: EQUIVALENT MEDIA RECIPES 314

ANNEX F: SYSTEM VALIDATION 315

ANNEX G: DAE CALIBRATION CERTIFICATE 316

ANNEX H: PROBE CALIBRATION CERTIFICATE 321

ANNEX I: DIPOLE CALIBRATION CERTIFICATE 330

ANNEX J: EXTENDED CALIBRATION SAR DIPOLE 376

©Copyright. All rights reserved by SAICT

1. Summary of Test Report

1.1. Test Items

Description:	Mobile Phone
Model Name:	RMX3710
Applicant's Name:	Realme Chongqing Mobile Telecommunications Corp., Ltd.
Manufacturer's Name:	Realme Chongqing Mobile Telecommunications Corp., Ltd.

1.2. Test Standards

ANSI C95.1:1992, IEEE 1528:2013

1.3. Test Result

Pass. Please refer to "13. Summary of Test Results"

1.4. Testing Location

Address: Building G, Shenzhen International Innovation Center, No.1006 Shennan Road, Futian District, Shenzhen, Guangdong, P. R. China

1.5. Project Data

Testing Start Date: 2022-12-06 Testing End Date: 2022-12-27

1.6. Signature

Li Yongfu
(Prepared this test report)

LiuJian
(Reviewed this test report)

Cao Junfei
(Approved this test report)

©Copyright. All rights reserved by SAICT

2. Statement of Compliance

The maximum results of Specific Absorption Rate (SAR) found during testing for Realme Chongqing Mobile Telecommunications Corp., Ltd. Mobile Phone RMX3710 are as follows:

Table 2.1: Highest Reported SAR (1g)

Equipment Class	Frequency Bands	1g SAR (W/kg)		
		Head (Separation Distance 0mm)	Hotspot (Separation Distance 10mm)	Body-worn (Separation Distance 15mm)
PCE	GSM 850	1.08	0.32	0.18
	GSM 1900	0.66	0.53	0.20
	WCDMA Band 2	1.00	**0.95**	0.26
	WCDMA Band 4	0.83	0.75	0.29
	WCDMA Band 5	1.09	0.44	0.20
	LTE Band 2	0.89	0.75	0.27
	LTE Band 4	0.95	0.82	0.30
	LTE Band 5	0.73	0.43	0.20
	LTE Band 7	0.89	0.75	0.32
	LTE Band 13	0.54	0.31	0.16
	LTE Band 38	0.83	0.50	0.21
	LTE Band 41	0.93	0.67	0.26
	LTE Band 66	0.48	0.93	**0.33**
DSS	Bluetooth	0.20	0.05	0.02
DTS	WLAN 2.4GHz	**1.13**	0.40	0.17
NII	WLAN 5GHz	1.09	0.51	0.28

Table 2.2: Highest Reported SAR (10g)

Equipment Class	Frequency Bands	Extremity 10g SAR (W/Kg) (Separation Distance 0mm)
NII	WLAN 5GHz	**1.18**

The SAR values found for the Mobile Phone are below the maximum recommended levels of 1.6 W/Kg as averaged over any 1g tissue according to the ANSI C95.1-1992.

The measurement together with the test system set-up is described in annex C of this test report. A detailed description of the equipment under test can be found in chapter 4 of this test report.

The highest reported SAR value is obtained at the case of **(Table 2.1 & 2.2)**, Head value is **1.13 W/kg (1g)**, Hotspot value is **0.95 W/kg (1g)**, Body-worn value is **0.33 W/kg (1g)** and Extremity SAR value is **1.18 W/kg (10g)**.

©Copyright. All rights reserved by SAICT

Table 2.3: Maximum Simultaneous Transmission SAR

/	Position	Sum (W/kg)
Highest reported SAR value for Head	Left Cheek (GSM850 + WLAN 5GHz + Bluetooth)	**1.44**
Highest reported SAR value for Hotspot	Rear Side (LTE Band 41 + WLAN 5GHz + Bluetooth)	**1.22**
Highest reported SAR value for Body-worn	Rear Side (LTE Band 66 + WLAN 5GHz + Bluetooth)	**0.63**

Note: the test positions of above tables are for the worse case that has been evaluated.

According to the above tables, the highest sum of reported SAR values is **1.44 W/kg (1g)**.

The detail for simultaneous transmission consideration is described in chapter 12.

©Copyright. All rights reserved by SAICT

3. Client Information

3.1. Applicant Information

Company Name:	Realme Chongqing Mobile Telecommunications Corp., Ltd.
Address:	No.178 Yulong Avenue,Yufengshan,Yubei District,Chongqing,China
City:	Chongqing
Country:	China
Telephone:	(86)13798864426

3.2. Manufacturer Information

Company Name:	Realme Chongqing Mobile Telecommunications Corp., Ltd.
Address:	No.178 Yulong Avenue,Yufengshan,Yubei District,Chongqing,China
City:	Chongqing
Country:	China
Telephone:	(86)13798864426

©Copyright. All rights reserved by SAICT

4. Equipment under Test (EUT) and Ancillary Equipment (AE)

4.1. About EUT

Description:	Mobile Phone
Model Name:	RMX3710
Condition of EUT as received:	No obvious damage in appearance
Frequency Bands:	GSM 850/1900, WCDMA Band 2/4/5, LTE Band 2/4/5/7/13/38/41/66, Bluetooth, WLAN 2.4GHz, WLAN 5GHz
Tested Tx Frequency:	824 – 849MHz (GSM 850)
	1850 – 1910MHz (GSM 1900)
	1850 – 1910MHz (WCDMA Band 2)
	1710 – 1755MHz (WCDMA Band 4)
	824 – 849MHz (WCDMA Band 5)
	1850 – 1910MHz (LTE Band 2)
	1700 – 1755MHz (LTE Band 4)
	824 – 849MHz (LTE Band 5)
	2500 – 2570MHz (LTE Band 7)
	777 – 787MHz (LTE Band 13)
	2570 – 2620MHz (LTE Band 38)
	2535 – 2655MHz (LTE Band 41)
	1710 – 1780MHz (LTE Band 66)
	2402 – 2480MHz (Bluetooth)
	2412 – 2462MHz (WLAN 2.4GHz)
	5150 – 5850MHz (WLAN 5GHz)
GPRS / EGPRS Multislot Class:	12
GPRS capability Class:	B
Test device Production information:	Production unit
Device type:	Portable device
Antenna type:	Integrated antenna
Hotspot mode:	Support
Product Dimensions:	Long 165.66mm;Wide 73.91mm;Overall Diagonal 181.65mm

Remark:

1. This device does not support DTM operation.

2. This device WLAN 5GHz U-NII-2A and U-NII-2C don't support hotspot operation.

3. This device support the receiver detection mechanism, the main purpose is to minimize triggering associated with power reduction scenarios by receiver detection mechanisms and provide enhanced user experience. It uses the receiver to indicate whether the user is making a call in head scenario or not. The selection between head and body power levels is based on the receiver detection mechanism. It can determine proximity to head or body and set the relevant power level for 2G&3G&4G and WLAN antennas accordingly.

©Copyright. All rights reserved by SAICT

4.2. Internal Identification of EUT used during the test

EUT ID*	IMEI	HW Version	SW Version	Receipt Date
UT09aa	863851060019991	11	ColorOS 13.0	2022-11-22
UT10aa	863851060019975	11	ColorOS 13.0	2022-11-22
UT11aa	860022060024232	11	ColorOS 13.0	2022-11-22

*EUT ID: is used to identify the test sample in the lab internally.

Note: It is performed to test SAR with the UT10aa & UT11aa, and conducted power with the UT09aa.

4.3. Internal Identification of AE used during the test

AE ID*	Description	Model	Manufacturer
AE1	Battery	BLP875	Dongguan NVT Technology Limited
AE2	Battery	BLP875	Sunwoda Electronic Co., Ltd.
AE3	Battery	BLP875	TWS Technology (Guangzhou) Limited
AE4	Headset	MH156	/

*AE ID: is used to identify the test sample in the lab internally.

Note: The device has three types of batteries. We perform the SAR measurement with AE1 battery and Spot check test with AE2 and AE3 batteries.

©Copyright. All rights reserved by SAICT

5. Test Methodology

5.1. Applicable Limit Regulations

ANSI C95.1:1992 IEEE Standard for Safety Levels with Respect to Human Exposure to Radio Frequency Electromagnetic Fields, 3 kHz to 300 GHz.

It specifies the maximum exposure limit of **1.6 W/kg** as averaged over any 1 gram of tissue for portable devices being used within 20 cm of the user in the uncontrolled environment.

5.2. Applicable Measurement Standards

IEEE 1528:2013 Recommended Practice for Determining the Peak Spatial-Average Specific Absorption Rate (SAR) in the Human Head from Wireless Communications Devices: Experimental Techniques.

KDB 447498 D01 General RF Exposure Guidance v06 RF Exposure Procedures and Equipment Authorization Policies for Mobile and Portable Devices

KDB 648474 D04 Handset SAR v01r03 SAR Evaluation Considerations for Wireless Handsets.

KDB 941225 D01 SAR test for 3G devices v03r01 SAR Measurement Procedures for 3G Devices

KDB 941225 D05 SAR for LTE Devices v02r05 SAR Evaluation Considerations for LTE Devices

KDB 941225 D06 Hot Spot SAR v02r01 SAR Evaluation Procedures for Portable Devices with Wireless Router Capabilities

KDB 248227 D01 802.11 Wi-Fi SAR v02r02 SAR Guidance for IEEE 802.11 (Wi-Fi) Transmitters.

KDB 865664 D01SAR measurement 100 MHz to 6 GHz v01r04 SAR Measurement Requirements for 100 MHz to 6 GHz

KDB 865664 D02 RF Exposure Reporting v01r02 RF Exposure Compliance Reporting and Documentation Considerations

KDB 941225 D07 UMPC Mini Tablet v01r02 SAR Evaluation Procedures for UMPC Mini-Tablet Devices

TCB workshop April 2019: RF Exposure Procedures

©Copyright. All rights reserved by SAICT

6. Specific Absorption Rate (SAR)

6.1. Introduction

SAR is related to the rate at which energy is absorbed per unit mass in an object exposed to a radio field. The SAR distribution in a biological body is complicated and is usually carried out by experimental techniques or numerical modeling. The standard recommends limits for two tiers of groups, occupational/controlled and general population/uncontrolled, based on a person's awareness and ability to exercise control over his or her exposure. In general, occupational/controlled exposure limits are higher than the limits for general population/uncontrolled.

6.2. SAR Definition

The SAR definition is the time derivative (rate) of the incremental energy (dW) absorbed by (dissipated in) an incremental mass (dm) contained in a volume element (dv) of a given density (ρ) . The equation description is as below:

$$SAR = \frac{d}{dt}(\frac{dW}{dm}) = \frac{d}{dt}(\frac{dW}{\rho dv})$$

SAR is expressed in units of Watts per kilogram (W/kg)
SAR measurement can be either related to the temperature elevation in tissue by

$$SAR = c(\frac{\delta T}{\delta t})$$

Where: C is the specific head capacity, δT is the temperature rise and δt is the exposure duration, or related to the electrical field in the tissue by

$$SAR = \frac{\sigma |E|^2}{\rho}$$

Where: σ is the conductivity of the tissue, ρ is the mass density of tissue and E is the RMS electrical field strength.

However for evaluating SAR of low power transmitter, electrical field measurement is typically applied.

©Copyright. All rights reserved by SAICT

7. Tissue Simulating Liquids

7.1. Targets for tissue simulating liquid

Table 7.1: Targets for tissue simulating liquid

Frequency (MHz)	Liquid Type	Conductivity (σ)	± 5% Range	Permittivity (ε)	± 5% Range
750	Head	0.89	0.85～0.93	41.9	39.8～44.0
835	Head	0.90	0.86～0.95	41.5	39.4～43.6
1750	Head	1.37	1.30～1.44	40.1	38.1～42.1
1900	Head	1.40	1.33～1.47	40.0	38.0～42.0
2450	Head	1.80	1.71～1.89	39.2	37.2～41.2
2550	Head	1.91	1.81～2.01	39.1	37.1～41.0
5250	Head	4.71	4.47～4.95	35.9	34.1～37.7
5600	Head	5.07	4.82～5.32	35.5	33.8～37.3
5750	Head	5.22	4.96～5.48	35.4	33.6～37.1

7.2. Dielectric Performance

Table 7.2: Dielectric Performance of Tissue Simulating Liquid

Measurement Date (yyyy-mm-dd)	Type	Frequency (MHz)	Conductivity σ (S/m)	Drift (%)	Permittivity ε	Drift (%)
2022-12-10	750	Head	0.875	-1.69	42.39	1.17
2022-12-06	835	Head	0.921	2.33	40.65	-2.05
2022-12-16	1750	Head	1.383	0.95	39.51	-1.47
2022-12-19	1750	Head	1.393	1.68	39.27	-2.07
2022-12-22	1900	Head	1.416	1.14	38.94	-2.65
2022-12-26	1900	Head	1.425	1.79	38.69	-3.28
2022-12-17	2450	Head	1.833	1.83	38.45	-1.91
2022-12-24	2550	Head	1.954	2.30	38.28	-2.10
2022-12-27	2550	Head	1.939	1.52	38.03	-2.74
2022-12-18	5250	Head	4.658	-1.10	36.46	1.56
2022-12-18	5600	Head	5.187	2.31	34.79	-2.00
2022-12-18	5750	Head	5.114	-2.03	35.82	1.19

Note: The liquid temperature is 22.0°C.

©Copyright. All rights reserved by SAICT

Picture 7-1: Liquid depth in the Head Phantom (750MHz)



Picture 7-2: Liquid depth in the Head Phantom (835MHz)

©Copyright. All rights reserved by SAICT



Picture 7-3: Liquid depth in the Head Phantom (1750MHz)



Picture 7-4: Liquid depth in the Head Phantom (1900MHz)

©Copyright. All rights reserved by SAICT



Picture 7-5: Liquid depth in the Head Phantom (2450MHz)

Picture 7-6: Liquid depth in the Head Phantom (2550MHz)

©Copyright. All rights reserved by SAICT

Picture 7-7: Liquid depth in the Head Phantom (5GHz)

©Copyright. All rights reserved by SAICT

8. System verification

8.1. System Setup

In the simplified setup for system evaluation, the DUT is replaced by a calibrated dipole and the power source is replaced by a continuous wave that comes from a signal generator. The calibrated dipole must be placed beneath the flat phantom section of the SAM twin phantom with the correct distance holder. The distance holder should touch the phantom surface with a light pressure at the reference marking and be oriented parallel to the long side of the phantom. The equipment setup is shown below:

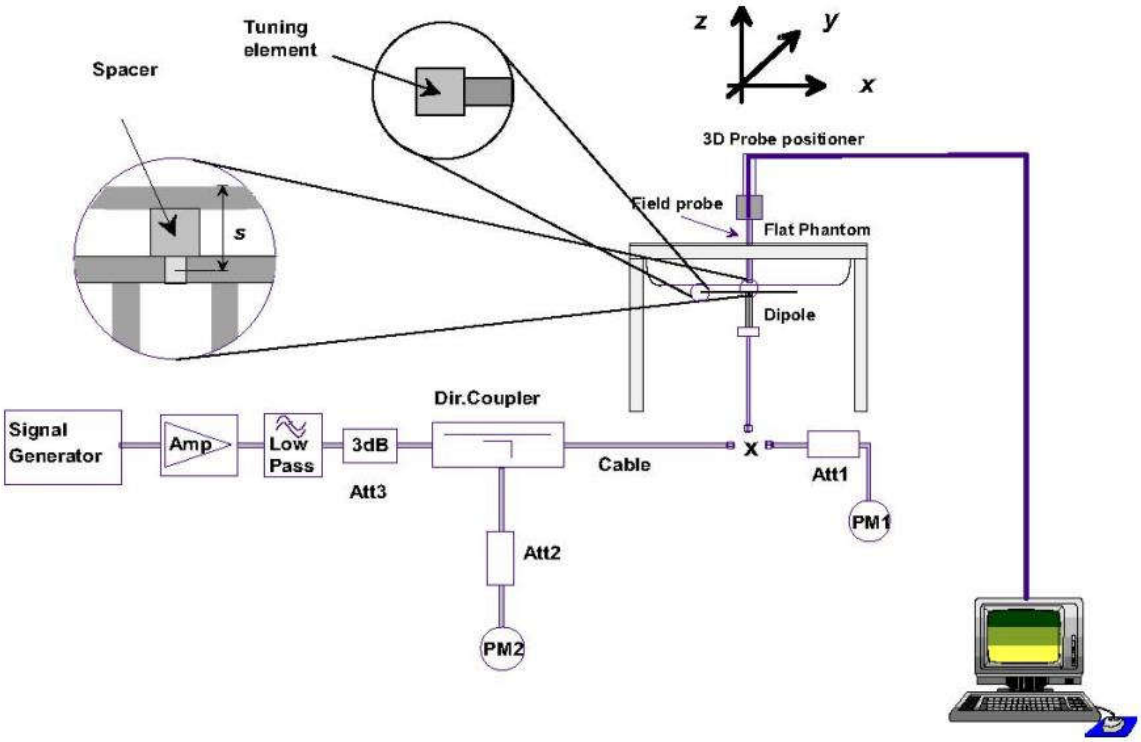

Picture 8.1 System Setup for System Evaluation

For the dipole below 3GHz, the output power on dipole port must be calibrated to 24 dBm (250mW) before dipole is connected.
For the dipole above 3GHz, the output power on dipole port must be calibrated to 20 dBm (100mW) before dipole is connected.

©Copyright. All rights reserved by SAICT



Picture 8.2 Photo of Dipole Setup

©Copyright. All rights reserved by SAICT

8.2. System Verification

SAR system verification is required to confirm measurement accuracy, according to the tissue dielectric media, probe calibration points and other system operating parameters required for measuring the SAR of a test device. The system verification must be performed for each frequency band and within the valid range of each probe calibration point required for testing the device.

Table 8.1: System Verification of Head

Measurement Date	Frequency (MHz)	Target value (W/kg)		Measured value (W/kg)				Deviation (%)	
				/		Normalize to 1W			
		10 g	1 g	10 g	1 g	10 g	1 g	10 g	1 g
2022-12-10	750	5.62	8.48	1.38	2.06	5.52	8.24	-1.78	-2.83
2022-12-06	835	6.29	9.64	1.62	2.52	6.48	10.08	3.02	4.56
2022-12-16	1750	19.60	36.30	4.98	9.36	19.92	37.44	1.63	3.14
2022-12-19	1750	19.60	36.30	5.05	9.47	20.20	37.88	3.06	4.35
2022-12-22	1900	20.50	40.20	5.20	10.3	20.80	41.20	1.46	2.49
2022-12-26	1900	20.50	40.20	5.29	10.5	21.16	42.00	3.22	4.48
2022-12-17	2450	24.20	53.20	6.16	13.8	24.64	55.20	1.82	3.76
2022-12-24	2550	25.20	55.90	6.48	14.6	25.92	58.40	2.86	4.47
2022-12-27	2550	25.20	55.90	6.39	14.3	25.56	57.20	1.43	2.33
2022-12-18	5250	22.80	79.70	2.24	7.78	22.40	77.80	-1.75	-2.38
2022-12-18	5600	23.60	82.60	2.41	8.53	24.10	85.30	2.12	3.27
2022-12-18	5750	22.10	78.50	2.18	7.66	21.80	76.60	-1.36	-2.42

©Copyright. All rights reserved by SAICT

9. Measurement Procedures

9.1. Tests to be performed

In order to determine the highest value of the peak spatial-average SAR of a handset, all device positions, configurations and operational modes shall be tested for each frequency band according to steps 1 to 3 below. A flowchart of the test process is shown in picture 9.1.

Step 1: The tests described in 9.2 shall be performed at the channel that is closest to the center of the transmit frequency band (f_c) for:

a) all device positions (cheek and tilt, for both left and right sides of the SAM phantom, as described in annex D),
b) all configurations for each device position in a), e.g., antenna extended and retracted, and
c) all operational modes, e.g., analogue and digital, for each device position in a) and configuration in b) in each frequency band.

If more than three frequencies need to be tested according to 11.1 (i.e., N_c > 3), then all frequencies, configurations and modes shall be tested for all of the above test conditions.

Step 2: For the condition providing highest peak spatial-average SAR determined in Step 1, perform all tests described in 9.2 at all other test frequencies, i.e., lowest and highest frequencies. In addition, for all other conditions (device position, configuration and operational mode) where the peak spatial-average SAR value determined in Step 1 is within 3 dB of the applicable SAR limit, it is recommended that all other test frequencies shall be tested as well.

Step 3: Examine all data to determine the highest value of the peak spatial-average SAR found in Steps 1 to 2.

©Copyright. All rights reserved by SAICT

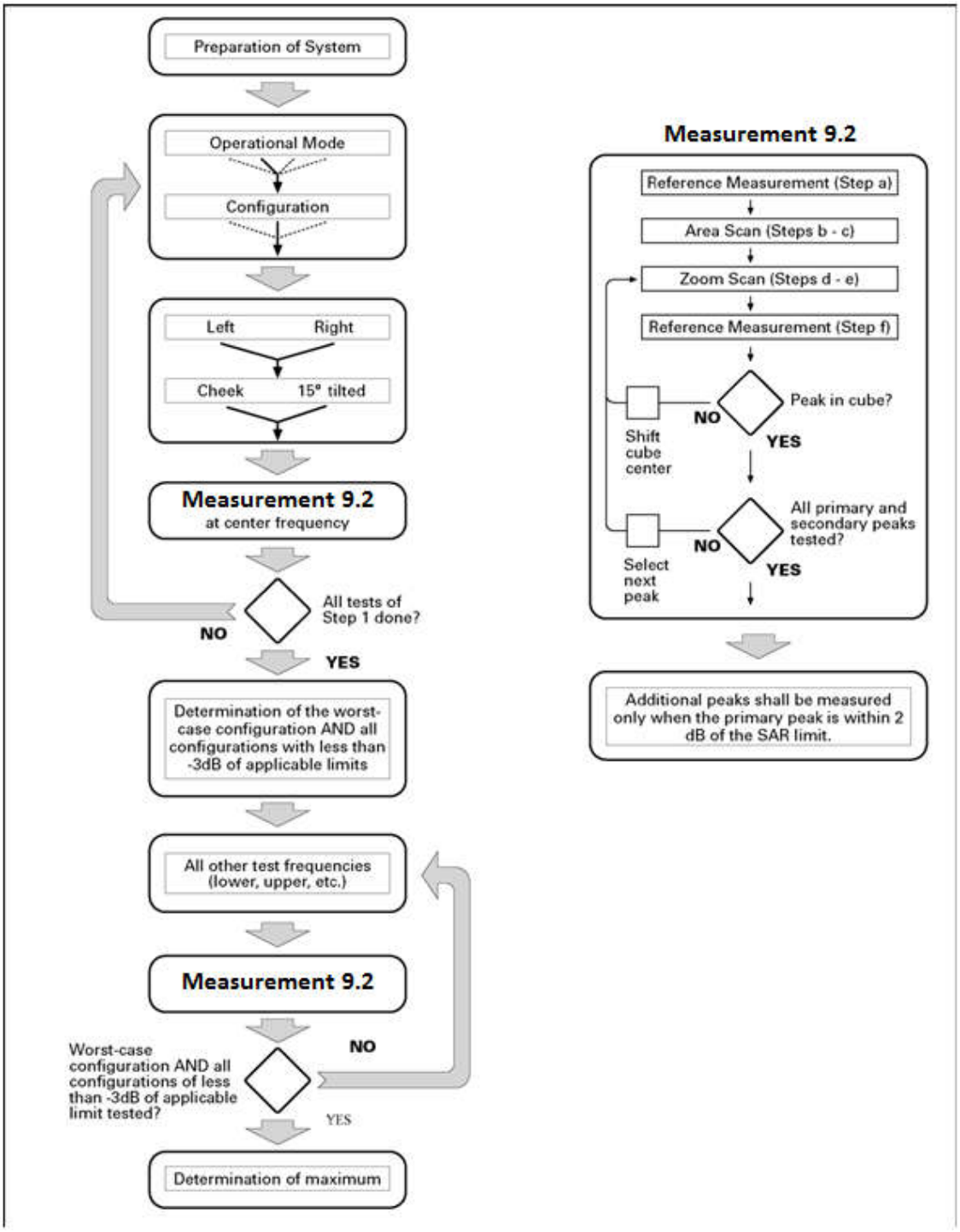

Picture 9.1 Block diagram of the tests to be performed

©Copyright. All rights reserved by SAICT

9.2. General Measurement Procedure

The area and zoom scan resolutions specified in the table below must be applied to the SAR measurements and fully documented in SAR reports to qualify for TCB approval. Probe boundary effect error compensation is required for measurements with the probe tip closer than half a probe tip diameter to the phantom surface. Both the probe tip diameter and sensor offset distance must satisfy measurement protocols; to ensure probe boundary effect errors are minimized and the higher fields closest to the phantom surface can be correctly measured and extrapolated to the phantom surface for computing 1-g SAR. Tolerances of the post-processing algorithms must be verified by the test laboratory for the scan resolutions used in the SAR measurements, according to the reference distribution functions specified in IEEE Std 1528-2013. The results should be documented as part of the system validation records and may be requested to support test results when all the measurement parameters in the following table are not satisfied.

			≤ 3 GHz	> 3 GHz
Maximum distance from closest measurement point (geometric center of probe sensors) to phantom surface			5 ± 1 mm	½·δ·ln(2) ± 0.5 mm
Maximum probe angle from probe axis to phantom surface normal at the measurement location			30° ± 1°	20° ± 1°
Maximum area scan spatial resolution: Δx_{Area}, Δy_{Area}			≤ 2 GHz: ≤ 15 mm 2 – 3 GHz: ≤ 12 mm	3 – 4 GHz: ≤ 12 mm 4 – 6 GHz: ≤ 10 mm
			When the x or y dimension of the test device, in the measurement plane orientation, is smaller than the above, the measurement resolution must be ≤ the corresponding x or y dimension of the test device with at least one measurement point on the test device.	
Maximum zoom scan spatial resolution: Δx_{Zoom}, Δy_{Zoom}			≤ 2 GHz: ≤ 8 mm 2 – 3 GHz: ≤ 5 mm*	3 – 4 GHz: ≤ 5 mm* 4 – 6 GHz: ≤ 4 mm*
Maximum zoom scan spatial resolution, normal to phantom surface	uniform grid: $\Delta z_{Zoom}(n)$		≤ 5 mm	3 – 4 GHz: ≤ 4 mm 4 – 5 GHz: ≤ 3 mm 5 – 6 GHz: ≤ 2 mm
	graded grid	$\Delta z_{Zoom}(1)$: between 1st two points closest to phantom surface	≤ 4 mm	3 – 4 GHz: ≤ 3 mm 4 – 5 GHz: ≤ 2.5 mm 5 – 6 GHz: ≤ 2 mm
		$\Delta z_{Zoom}(n>1)$: between subsequent points	$\leq 1.5 \cdot \Delta z_{Zoom}(n-1)$	
Minimum zoom scan volume	x, y, z		≥ 30 mm	3 – 4 GHz: ≥ 28 mm 4 – 5 GHz: ≥ 25 mm 5 – 6 GHz: ≥ 22 mm

Note: δ is the penetration depth of a plane-wave at normal incidence to the tissue medium; see draft standard IEEE P1528-2011 for details.

* When zoom scan is required and the *reported* SAR from the area scan based *1-g SAR estimation* procedures of KDB 447498 is ≤ 1.4 W/kg, ≤ 8 mm, ≤ 7 mm and ≤ 5 mm zoom scan resolution may be applied, respectively, for 2 GHz to 3 GHz, 3 GHz to 4 GHz and 4 GHz to 6 GHz.

©Copyright. All rights reserved by SAICT

9.3. WCDMA Measurement Procedures for SAR

The following procedures are applicable to WCDMA handsets operating under 3GPP Release99, Release 5 and Release 6. The default test configuration is to measure SAR with an established radio link between the DUT and a communication test set using a 12.2kbps RMC (reference measurement channel) configured in Test Loop Mode 1. SAR is selectively confirmed for other physical channel configurations (DPCCH & $DPDCH_n$), HSDPA and HSPA (HSUPA/HSDPA) modes according to output power, exposure conditions and device operating capabilities. Both uplink and downlink should be configured with the same RMC or AMR, when required. SAR for Release 5 HSDPA and Release 6 HSPA are measured using the applicable FRC (fixed reference channel) and E-DCH reference channel configurations. Maximum output power is verified according to applicable versions of 3GPP TS 34.121 and SAR must be measured according to these maximum output conditions. When Maximum Power Reduction (MPR) is not implemented according to Cubic Metric (CM) requirements for Release 6 HSPA, the following procedures do not apply.

For Release 5 HSDPA Data Devices:

Sub-test	β_c	β_d	β_d （SF）	β_c / β_d	β_{hs}	CM/dB
1	2/15	15/15	64	2/15	4/15	0.0
2	12/15	15/15	64	12/15	24/25	1.0
3	15/15	8/15	64	15/8	30/15	1.5
4	15/15	4/15	64	15/4	30/15	1.5

For Release 6 HSPA Data Devices

Sub-test	β_c	β_d	β_d （SF）	β_c / β_d	β_{hs}	β_{ec}	β_{ed}	β_{ed} （SF）	β_{ed} （codes）	CM (dB)	MPR (dB)	AG Index	E-TFCI
1	11/15	15/15	64	11/15	22/15	209/225	1039/225	4	1	1.0	0.0	20	75
2	6/15	15/15	64	6/15	12/15	12/15	12/15	4	1	3.0	2.0	12	67
3	15/15	9/15	64	15/9	30/15	30/15	β_{ed1} :47/15 β_{ed2} :47/15	4	2	2.0	1.0	15	92
4	2/15	15/15	64	2/15	4/15	4/15	56/75	4	1	3.0	2.0	17	71
5	15/15	15/15	64	15/15	24/15	30/15	134/15	4	1	1.0	0.0	21	81

©Copyright. All rights reserved by SAICT

9.4. SAR Measurement for LTE

SAR tests for LTE are performed with a base station simulator, Anristu MT8820C. Closed loop power control was used so the UE transmits with maximum output power during SAR testing. All powers were measured with the Anristu MT8820C.It is performed for conducted power and SAR based on the KDB941225 D05.

SAR is evaluated separately according to the following procedures for the different test positions in each exposure condition – head, body, body-worn accessories and other use conditions. The procedures in the following subsections are applied separately to test each LTE frequency band.

1) QPSK with 1 RB allocation
   Start with the largest channel bandwidth and measure SAR for QPSK with 1 RB allocation, using the RB offset and required test channel combination with the highest maximum output power among RB offsets at the upper edge, middle and lower edge of each required test channel. When the reported SAR is ≤ 0.8 W/kg, testing of the remaining RB offset configurations and required test channels is not required for 1 RB allocation; otherwise, SAR is required for the remaining required test channels and only for the RB offset configuration with the highest output power for that channel. When the reported SAR of a required test channel is > 1.45 W/kg, SAR is required for all three RB offset configurations for that required test channel.
2) QPSK with 50% RB allocation
   The procedures required for 1 RB allocation in 1) are applied to measure the SAR for QPSK with 50% RB allocation.
3) QPSK with 100% RB allocation
   For QPSK with 100% RB allocation, SAR is not required when the highest maximum output power for 100 % RB allocation is less than the highest maximum output power in 50% and 1 RB allocations and the highest reported SAR for 1 RB and 50% RB allocation in 1) and 2) are ≤ 0.8 W/kg. Otherwise, SAR is measured for the highest output power channel; and if the reported SAR is > 1.45 W/kg, the remaining required test channels must also be tested.

©Copyright. All rights reserved by SAICT

9.5. LTE (TDD) Considerations

According to KDB 941225 D05 SAR for LTE Devices, for Time-Division Duplex (TDD) systems, SAR must be tested using a fixed periodic duty factor according to the highest transmission duty factor implemented for the device and supported by the defined 3GPP LTE TDD configurations.
SAR was tested with the highest transmission duty factor (63.33%) using Uplink-downlink configuration 0 and Special subframe configuration 7.

LTE TDD Band 38/41 support 3GPP TS 36.211 section 4.2 for Type 2 Frame Structure and Table 4.2-2 for uplink-downlink configurations and Table 4.2-1 for Special subframe configurations.

Special subframe configuration	Normal cyclic prefix in downlink			Extended cyclic prefix in downlink		
	DwPTS	UpPTS		DwPTS	UpPTS	
		Normal cyclic prefix in uplink	Extended cyclic prefix in uplink		Normal cyclic prefix in uplink	Extended cyclic prefix in uplink
0	$6592 \cdot T_s$	$2192 \cdot T_s$	$2560 \cdot T_s$	$7680 \cdot T_s$	$2192 \cdot T_s$	$2560 \cdot T_s$
1	$19760 \cdot T_s$			$20480 \cdot T_s$		
2	$21952 \cdot T_s$			$23040 \cdot T_s$		
3	$24144 \cdot T_s$			$25600 \cdot T_s$		
4	$26336 \cdot T_s$			$7680 \cdot T_s$	$4384 \cdot T_s$	$5120 \cdot T_s$
5	$6592 \cdot T_s$	$4384 \cdot T_s$	$5120 \cdot T_s$	$20480 \cdot T_s$		
6	$19760 \cdot T_s$			$23040 \cdot T_s$		
7	$21952 \cdot T_s$			$12800 \cdot T_s$		
8	$24144 \cdot T_s$			-	-	-
9	$13168 \cdot T_s$			-	-	-

Configuration of special subframe (lengths of DwPTS/GP/UpPTS)

Uplink-Downlink Configuration	Downlink-to-Uplink Switch-point Periodicity	Subframe Number										Calculated Duty Cycle (%)
		0	1	2	3	4	5	6	7	8	9	
0	5 ms	D	S	U	U	U	D	S	U	U	U	63.33
1	5 ms	D	S	U	U	D	D	S	U	U	D	43.33
2	5 ms	D	S	U	D	D	D	S	U	D	D	23.33
3	10 ms	D	S	U	U	U	D	D	D	D	D	31.67
4	10 ms	D	S	U	U	D	D	D	D	D	D	21.67
5	10 ms	D	S	U	D	D	D	D	D	D	D	11.67
6	5 ms	D	S	U	U	U	D	S	U	U	D	53.33

Calculated Duty Cycle

Calculated Duty Cycle = Extended cyclic prefix in uplink x (Ts) x # of S + # of U
Example for Calculated Duty Cycle for Uplink-Downlink Configuration 0:
Calculated Duty Cycle = 5120 x [1/(15000 x 2048)] x 2 + 6 ms = 63.33%
Where
Ts = 1/(15000 x 2048) seconds

©Copyright. All rights reserved by SAICT

9.6. Bluetooth & WLAN Measurement Procedures for SAR

Normal network operating configurations are not suitable for measuring the SAR of 802.11 transmitters in general. Unpredictable fluctuations in network traffic and antenna diversity conditions can introduce undesirable variations in SAR results. The SAR for these devices should be measured using chipset based test mode software to ensure that the results are consistent and reliable.

Chipset based test mode software is hardware dependent and generally varies among manufacturers. The device operating parameters established in a test mode for SAR measurements must be identical to those programmed in production units, including output power levels, amplifier gain settings and other RF performance tuning parameters. The test frequencies should correspond to actual channel frequencies defined for domestic use. SAR for devices with switched diversity should be measured with only one antenna transmitting at a time during each SAR measurement, according to a fixed modulation and data rate. The same data pattern should be used for all measurements.

9.7. Power Drift

To control the output power stability during the SAR test, DASY5 system calculates the power drift by measuring the E-field at the same location at the beginning and at the end of the measurement for each test position. These drift values can be found in Section 14 labeled as: (Power Drift [dB]). This ensures that the power drift during one measurement is within 5%.

©Copyright. All rights reserved by SAICT

10. Conducted Output Power

Table 10.1: Summary of power level - WWAN antenna

WWAN stand-alone	**Receiver on (Head)**	**Receiver off (Body)**
	Power Level A1	**Power Level B1**
WWAN + BT/WLAN simultaneous transmission	**Receiver on (Head)**	**Receiver off (Body)**
	Power Level A2	**Power Level B2**

Table 10.2: Summary of power level - WLAN antenna

WLAN stand-alone	**Receiver on (Head)**	**Receiver off (Body)**
	Power Level C1	**Power Level D1**
WLAN + WWAN simultaneous transmission	**Receiver on (Head)**	**Receiver off (Body)**
	Power Level C2	**Power Level D2**

©Copyright. All rights reserved by SAICT

10.1. GSM Measurement result

During the process of testing, the EUT was controlled via Agilent Digital Radio Communication tester (E5515C) to ensure the maximum power transmission and proper modulation. This result contains conducted output power for the EUT. In all cases, the measured peak output power should be greater and within 5% than EMI measurement.

Table 10.3: The conducted power measurement results for GSM / GPRS/ EGPRS

Ant.0 - Power Level A1/A2/B1/B2								
GSM 850 Speech	Tune up	Measured Power (dBm)			calculation	Averaged Power (dBm)		
		Ch.251	Ch.190	Ch.128		Ch.251	Ch.190	Ch.128
1Tx slot	33.5	32.96	**32.93**	33.02	/	/	/	/
GPRS850/ EGPRS850	/	Measured Power (dBm)			calculation	Averaged Power (dBm)		
		Ch.251	Ch.190	Ch.128		Ch.251	Ch.190	Ch.128
1Tx-slot	33.5	32.97	32.91	33.01	-9.03dB	23.94	23.88	23.98
2Tx-slots	30.0	29.36	29.31	29.47	-6.02dB	23.34	23.29	23.45
3Tx-slots	29.0	28.39	28.33	28.51	-4.26dB	24.13	24.07	24.25
4Tx-slots	28.0	27.32	**27.29**	27.49	-3.01dB	**24.31**	**24.28**	**24.48**
EGPRS 850 (8PSK)	/	Measured Power (dBm)			calculation	Averaged Power (dBm)		
		Ch.251	Ch.190	Ch.128		Ch.251	Ch.190	Ch.128
1Tx-slot	28.5	27.24	27.23	27.19	-9.03dB	18.21	18.20	18.16
2Tx-slots	25.5	24.21	24.29	24.17	-6.02dB	18.19	18.27	18.15
3Tx-slots	24.5	23.56	23.54	23.48	-4.26dB	19.30	19.28	19.22
4Tx-slots	23.5	22.21	22.27	22.32	-3.01dB	19.20	19.26	19.31

Ant.1 - Power Level A1/A2/B1/B2								
GSM 850 Speech	Tune up	Measured Power (dBm)			calculation	Averaged Power (dBm)		
		Ch.251	Ch.190	Ch.128		Ch.251	Ch.190	Ch.128
1Tx slot	33.5	32.30	**32.23**	32.32	/	/	/	/
GPRS850/ EGPRS850	/	Measured Power (dBm)			calculation	Averaged Power (dBm)		
		Ch.251	Ch.190	Ch.128		Ch.251	Ch.190	Ch.128
1Tx-slot	33.5	32.27	32.18	32.34	-9.03dB	23.24	23.15	23.31
2Tx-slots	30.0	28.77	28.75	28.99	-6.02dB	22.75	22.73	22.97
3Tx-slots	29.0	27.80	27.78	28.04	-4.26dB	23.54	23.52	23.78
4Tx-slots	28.0	26.74	**26.74**	27.03	-3.01dB	23.73	23.73	24.02
EGPRS 850 (8PSK)	/	Measured Power (dBm)			calculation	Averaged Power (dBm)		
		Ch.251	Ch.190	Ch.128		Ch.251	Ch.190	Ch.128
1Tx-slot	28.5	26.73	26.68	26.61	-9.03dB	17.70	17.65	17.58
2Tx-slots	25.5	23.72	23.75	23.67	-6.02dB	17.70	17.73	17.65
3Tx-slots	24.5	23.01	23.02	22.97	-4.26dB	18.75	18.76	18.71
4Tx-slots	23.5	21.64	21.67	21.83	-3.01dB	18.63	18.66	18.82

©Copyright. All rights reserved by SAICT

Ant.0 - Power Level A1/A2/B1/B2								
GSM 1900 Speech	Tune up	Measured Power (dBm)			calculation	Averaged Power (dBm)		
		Ch.810	Ch.661	Ch.512		Ch.810	Ch.661	Ch.512
1Tx slot	30.5	29.87	**29.86**	29.88	/	/	/	/
GPRS1900/ EGPRS1900	/	Measured Power (dBm)			calculation	Averaged Power (dBm)		
		Ch.810	Ch.661	Ch.512		Ch.810	Ch.661	Ch.512
1Tx-slot	30.5	30.33	29.87	29.86	-9.03dB	21.30	20.84	20.83
2Tx-slots	27.0	26.64	26.27	26.26	-6.02dB	20.62	20.25	20.24
3Tx-slots	26.0	25.63	25.26	25.27	-4.26dB	21.37	21.00	21.01
4Tx-slots	25.0	24.52	**24.16**	24.13	-3.01dB	21.51	21.15	21.12
EGPRS1900 (8PSK)	/	Measured Power (dBm)			calculation	Averaged Power (dBm)		
		Ch.810	Ch.661	Ch.512		Ch.810	Ch.661	Ch.512
1Tx-slot	27.5	26.43	26.15	25.98	-9.03dB	17.40	17.12	16.95
2Tx-slots	24.5	23.31	23.04	23.05	-6.02dB	17.29	17.02	17.03
3Tx-slots	23.5	22.57	22.43	22.44	-4.26dB	18.31	18.17	18.18
4Tx-slots	22.5	21.48	21.22	21.21	-3.01dB	18.47	18.21	18.20

Ant.1 - Power Level A1								
GSM 1900 Speech	Tune up	Measured Power (dBm)			calculation	Averaged Power (dBm)		
		Ch.810	Ch.661	Ch.512		Ch.810	Ch.661	Ch.512
1Tx slot	25.5	25.42	**25.23**	25.22	/	/	/	/
GPRS1900/ EGPRS1900	/	Measured Power (dBm)			calculation	Averaged Power (dBm)		
		Ch.810	Ch.661	Ch.512		Ch.810	Ch.661	Ch.512
1Tx-slot	25.5	25.41	25.25	25.17	-9.03dB	16.38	16.22	16.14
2Tx-slots	23.0	22.14	21.99	21.94	-6.02dB	16.12	15.97	15.92
3Tx-slots	21.0	20.39	20.24	20.19	-4.26dB	16.13	15.98	15.93
4Tx-slots	20.0	19.44	19.31	19.21	-3.01dB	16.43	16.30	16.20
EGPRS1900 (8PSK)	/	Measured Power (dBm)			calculation	Averaged Power (dBm)		
		Ch.810	Ch.661	Ch.512		Ch.810	Ch.661	Ch.512
1Tx-slot	22.5	21.18	21.05	20.98	-9.03dB	12.15	12.02	11.95
2Tx-slots	18.0	16.80	16.65	16.50	-6.02dB	10.78	10.63	10.48
3Tx-slots	17.5	16.18	16.08	16.00	-4.26dB	11.92	11.82	11.74
4Tx-slots	17.0	15.72	15.47	15.49	-3.01dB	12.71	12.46	12.48

©Copyright. All rights reserved by SAICT

Ant.1 - Power Level A2								
GSM 1900 Speech	Tune up	Measured Power (dBm)			calculation	Averaged Power (dBm)		
		Ch.810	Ch.661	Ch.512		Ch.810	Ch.661	Ch.512
1Tx slot	25.0	24.33	**24.29**	24.23	/	/	/	/
GPRS1900/ EGPRS1900	/	Measured Power (dBm)			calculation	Averaged Power (dBm)		
		Ch.810	Ch.661	Ch.512		Ch.810	Ch.661	Ch.512
1Tx-slot	24.5	24.36	24.31	24.17	-9.03dB	15.33	15.28	15.14
2Tx-slots	22.0	21.27	21.15	21.67	-6.02dB	15.25	15.13	15.65
3Tx-slots	20.0	19.60	19.48	19.33	-4.26dB	15.34	15.22	15.07
4Tx-slots	19.0	18.51	18.41	18.34	-3.01dB	15.50	15.40	15.33
EGPRS1900 (8PSK)	/	Measured Power (dBm)			calculation	Averaged Power (dBm)		
		Ch.810	Ch.661	Ch.512		Ch.810	Ch.661	Ch.512
1Tx-slot	21.5	20.14	20.01	19.94	-9.03dB	11.11	10.98	10.91
2Tx-slots	17.0	15.96	15.81	15.66	-6.02dB	9.94	9.79	9.64
3Tx-slots	16.5	15.46	15.36	15.28	-4.26dB	11.20	11.10	11.02
4Tx-slots	16.0	15.10	14.85	14.87	-3.01dB	12.09	11.84	11.86
Ant.1 - Power Level B1								
GSM 1900 Speech	Tune up	Measured Power (dBm)			calculation	Averaged Power (dBm)		
		Ch.810	Ch.661	Ch.512		Ch.810	Ch.661	Ch.512
1Tx slot	27.5	27.45	27.33	27.25	/	/	/	/
GPRS1900/ EGPRS1900	/	Measured Power (dBm)			calculation	Averaged Power (dBm)		
		Ch.810	Ch.661	Ch.512		Ch.810	Ch.661	Ch.512
1Tx-slot	27.5	27.42	27.31	27.22	-9.03dB	18.39	18.28	18.19
2Tx-slots	25.0	24.21	24.14	24.04	-6.02dB	18.19	18.12	18.02
3Tx-slots	23.0	22.41	22.23	22.17	-4.26dB	18.15	17.97	17.91
4Tx-slots	22.0	21.46	**21.32**	21.21	-3.01dB	18.45	18.31	18.20
EGPRS1900 (8PSK)	/	Measured Power (dBm)			calculation	Averaged Power (dBm)		
		Ch.810	Ch.661	Ch.512		Ch.810	Ch.661	Ch.512
1Tx-slot	24.5	23.07	22.99	22.94	-9.03dB	14.04	13.96	13.91
2Tx-slots	19.5	18.59	18.51	18.41	-6.02dB	12.57	12.49	12.39
3Tx-slots	19.0	18.10	17.92	17.90	-4.26dB	13.84	13.66	13.64
4Tx-slots	18.0	17.40	17.32	17.22	-3.01dB	14.39	14.31	14.21

©Copyright. All rights reserved by SAICT

Ant.1 - Power Level B2								
GSM 1900 Speech	Tune up	Measured Power (dBm)			calculation	Averaged Power (dBm)		
		Ch.810	Ch.661	Ch.512		Ch.810	Ch.661	Ch.512
1Tx slot	26.5	26.42	26.33	26.17	/	/	/	/
GPRS1900/ EGPRS1900	/	Measured Power (dBm)			calculation	Averaged Power (dBm)		
		Ch.810	Ch.661	Ch.512		Ch.810	Ch.661	Ch.512
1Tx-slot	26.5	26.41	26.26	26.15	-9.03dB	17.38	17.23	17.12
2Tx-slots	24.0	23.22	23.06	22.98	-6.02dB	17.20	17.04	16.96
3Tx-slots	22.0	21.51	21.35	21.26	-4.26dB	17.25	17.09	17.00
4Tx-slots	21.0	20.43	**20.30**	20.22	-3.01dB	17.42	17.29	17.21
EGPRS1900 (8PSK)	/	Measured Power (dBm)			calculation	Averaged Power (dBm)		
		Ch.810	Ch.661	Ch.512		Ch.810	Ch.661	Ch.512
1Tx-slot	23.5	22.15	22.07	21.99	-9.03dB	13.12	13.04	12.96
2Tx-slots	18.5	17.67	17.61	17.57	-6.02dB	11.65	11.59	11.55
3Tx-slots	18.0	17.14	16.96	17.03	-4.26dB	12.88	12.70	12.77
4Tx-slots	17.5	16.50	16.42	16.43	-3.01dB	13.49	13.41	13.42

Notes:

1) Division Factors

To average the power, the division factor is as follows:

1TX-slot = 1 transmit time slot out of 8 time slots=> conducted power divided by (8/1) => -9.03dB

2TX-slots = 2 transmit time slots out of 8 time slots=> conducted power divided by (8/2) => -6.02dB

3TX-slots = 3 transmit time slots out of 8 time slots=> conducted power divided by (8/3) => -4.26dB

4TX-slots = 4 transmit time slots out of 8 time slots=> conducted power divided by (8/4) => -3.01dB

According to the conducted power as above, the body measurements are performed with 4Tx slots for GSM850 and GSM1900.

©Copyright. All rights reserved by SAICT

10.2. WCDMA Measurement result

Table 10.4: The conducted power measurement results WCDMA

Ant.0 - Power Level A1/A2					
Item	band	WCDMA Band 2			
	ARFCN	Tune up	Ch.9538 (1907.6MHz)	Ch.9400 (1880MHz)	Ch.9262 (1852.4MHz)
WCDMA	\	24.0	23.10	**23.10**	23.00
HSUPA	1	20.5	19.60	19.60	19.50
	2	20.5	19.70	19.70	19.60
	3	21.0	20.10	20.10	20.00
	4	19.5	18.60	18.60	18.50
	5	22.0	21.10	21.10	21.00
HSDPA	1	23.0	22.10	22.10	22.00
	2	23.0	22.20	22.20	22.10
	3	22.5	21.60	21.60	21.50
	4	22.5	21.60	21.60	21.50
Ant.0 - Power Level B1					
Item	band	WCDMA Band 2			
	ARFCN	Tune up	Ch.9538 (1907.6MHz)	Ch.9400 (1880MHz)	Ch.9262 (1852.4MHz)
WCDMA	\	22.5	21.50	**21.60**	21.60
HSUPA	1	19.0	18.00	18.10	18.10
	2	19.0	18.10	18.20	18.20
	3	19.5	18.50	18.60	18.60
	4	18.0	17.00	17.10	17.10
	5	20.5	19.40	19.50	19.50
HSDPA	1	21.5	20.50	20.60	20.60
	2	21.5	20.60	20.70	20.70
	3	21.0	20.00	20.10	20.10
	4	21.0	19.90	20.00	20.00

©Copyright. All rights reserved by SAICT

Ant.0 - Power Level B2					
Item	band	WCDMA Band 2			
	ARFCN	Tune up	Ch.9538 (1907.6MHz)	Ch.9400 (1880MHz)	Ch.9262 (1852.4MHz)
WCDMA	\	21.5	20.50	**20.50**	20.60
HSUPA	1	18.0	17.10	17.10	17.20
	2	18.0	17.20	17.20	17.30
	3	18.5	17.60	17.60	17.70
	4	17.0	16.10	16.10	16.20
	5	19.5	18.60	18.60	18.70
HSDPA	1	20.5	19.60	19.60	19.70
	2	20.5	19.70	19.70	19.90
	3	20.0	19.10	19.10	19.20
	4	20.0	19.00	19.00	19.10

Ant.1 - Power Level A1/A2					
Item	band	WCDMA Band 2			
	ARFCN	Tune up	Ch.9538 (1907.6MHz)	Ch.9400 (1880MHz)	Ch.9262 (1852.4MHz)
WCDMA	\	18.0	16.30	**16.20**	16.40
HSUPA	1	14.0	12.80	12.70	12.90
	2	14.0	12.90	12.80	13.00
	3	14.5	13.30	13.20	13.40
	4	13.0	11.80	11.70	11.90
	5	15.5	14.30	14.20	14.40
HSDPA	1	16.5	15.30	15.20	15.40
	2	16.5	15.40	15.30	15.50
	3	16.0	14.80	14.70	14.90
	4	16.0	14.80	14.70	14.80

©Copyright. All rights reserved by SAICT

Ant.1 - Power Level B1					
Item	band	WCDMA Band 2			
	ARFCN	Tune up	Ch.9538 (1907.6MHz)	Ch.9400 (1880MHz)	Ch.9262 (1852.4MHz)
WCDMA	\	21.5	20.00	**19.90**	20.10
HSUPA	1	17.5	16.50	16.50	16.60
	2	17.5	16.60	16.60	16.70
	3	18.0	17.00	17.00	17.10
	4	16.5	15.50	15.50	15.60
	5	19.0	18.00	18.00	18.10
HSDPA	1	20.0	19.00	18.90	19.10
	2	20.0	19.10	19.00	19.20
	3	19.5	18.50	18.40	18.60
	4	19.5	18.40	18.30	18.50

Ant.1 - Power Level B2					
Item	band	WCDMA Band 2			
	ARFCN	Tune up	Ch.9538 (1907.6MHz)	Ch.9400 (1880MHz)	Ch.9262 (1852.4MHz)
WCDMA	\	20.5	19.00	**18.90**	19.10
HSUPA	1	16.5	15.50	15.40	15.60
	2	16.5	15.60	15.50	15.70
	3	17.0	16.00	15.90	16.10
	4	15.5	14.50	14.40	14.60
	5	18.0	16.90	16.80	17.00
HSDPA	1	19.0	18.00	18.00	18.10
	2	19.0	18.10	18.10	18.20
	3	18.5	17.50	17.50	17.60
	4	18.5	17.50	17.50	17.60

©Copyright. All rights reserved by SAICT

Ant.0- Power Level A1/A2					
Item	band	WCDMA Band 4			
	ARFCN	Tune up	Ch.1513 (1752.6MHz)	Ch.1413 (1732.6MHz)	Ch.1312 (1712.4MHz)
WCDMA	\	24.0	23.40	**23.40**	23.40
HSUPA	1	20.5	20.10	20.00	20.00
	2	20.5	20.20	20.10	20.10
	3	21.0	20.50	20.40	20.40
	4	19.5	19.00	19.00	19.00
	5	22.0	21.50	21.40	21.40
HSDPA	1	23.0	22.50	22.40	22.40
	2	23.0	22.60	22.50	22.50
	3	22.5	22.00	21.90	21.90
	4	22.5	21.90	21.90	21.90

Ant.0- Power Level B1					
Item	band	WCDMA Band 4			
	ARFCN	Tune up	Ch.1513 (1752.6MHz)	Ch.1413 (1732.6MHz)	Ch.1312 (1712.4MHz)
WCDMA	\	22.0	21.20	**21.40**	21.40
HSUPA	1	18.5	17.80	18.00	18.00
	2	18.5	17.90	18.10	18.10
	3	19.0	18.20	18.40	18.40
	4	17.5	16.80	17.00	17.00
	5	20.0	19.40	19.60	19.60
HSDPA	1	21.0	20.20	20.40	20.40
	2	21.0	20.30	20.50	20.50
	3	20.5	19.70	19.90	19.90
	4	20.5	19.70	19.90	19.90

©Copyright. All rights reserved by SAICT

Ant.0 Power Level B2					
Item	band	WCDMA Band 4			
	ARFCN	Tune up	Ch.1513 (1752.6MHz)	Ch.1413 (1732.6MHz)	Ch.1312 (1712.4MHz)
WCDMA	\	21.0	20.40	**20.40**	20.60
HSUPA	1	17.5	17.00	17.00	17.20
	2	17.5	17.10	17.10	17.20
	3	18.0	17.30	17.30	17.50
	4	16.5	16.00	16.00	16.20
	5	19.0	18.40	18.40	18.60
HSDPA	1	20.0	19.40	19.40	19.60
	2	20.0	19.50	19.50	19.60
	3	19.5	18.90	18.90	19.00
	4	19.5	18.80	18.80	19.00

Ant.1 - Power Level A1					
Item	band	WCDMA Band 4			
	ARFCN	Tune up	Ch.1513 (1752.6MHz)	Ch.1413 (1732.6MHz)	Ch.1312 (1712.4MHz)
WCDMA	\	20.5	19.50	**19.20**	19.40
HSUPA	1	16.5	16.10	15.80	16.00
	2	16.5	16.20	15.90	16.10
	3	17.0	16.50	16.20	16.40
	4	15.5	15.10	14.90	15.00
	5	18.0	17.40	17.10	17.30
HSDPA	1	19.0	18.50	18.20	18.40
	2	19.0	18.60	18.30	18.50
	3	18.5	18.00	17.70	17.90
	4	18.5	18.00	17.70	17.90

©Copyright. All rights reserved by SAICT

Ant.1 - Power Level A2					
Item	band	WCDMA Band 4			
	ARFCN	Tune up	Ch.1513 (1752.6MHz)	Ch.1413 (1732.6MHz)	Ch.1312 (1712.4MHz)
WCDMA	\	19.5	18.50	**18.20**	18.40
HSUPA	1	15.5	15.00	14.80	15.00
	2	15.5	15.10	14.90	15.10
	3	16.0	15.50	15.30	15.40
	4	14.5	14.00	13.80	14.10
	5	17.0	16.40	16.20	16.40
HSDPA	1	18.0	17.50	17.20	17.40
	2	18.0	17.60	17.30	17.50
	3	17.5	17.00	16.70	17.00
	4	17.5	16.90	16.60	17.00

Ant.1 - Power Level B1					
Item	band	WCDMA Band 4			
	ARFCN	Tune up	Ch.1513 (1752.6MHz)	Ch.1413 (1732.6MHz)	Ch.1312 (1712.4MHz)
WCDMA	\	23.0	22.00	**21.70**	21.90
HSUPA	1	19.0	18.40	18.40	18.30
	2	19.0	18.50	18.50	18.40
	3	19.5	19.10	19.10	19.00
	4	18.0	17.50	17.50	17.40
	5	20.5	19.90	19.90	19.80
HSDPA	1	21.5	21.00	20.70	20.90
	2	21.5	21.10	20.80	21.00
	3	21.0	20.40	20.20	20.30
	4	21.0	20.40	20.20	20.30

©Copyright. All rights reserved by SAICT

Ant.1 - Power Level B2					
Item	band	WCDMA Band 4			
	ARFCN	Tune up	Ch.1513 (1752.6MHz)	Ch.1413 (1732.6MHz)	Ch.1312 (1712.4MHz)
WCDMA	\	22.0	21.00	**20.70**	20.90
HSUPA	1	18.0	17.40	17.30	17.40
	2	18.0	17.50	17.40	17.50
	3	18.5	18.00	17.90	18.00
	4	17.0	16.50	16.40	16.50
	5	19.5	18.90	18.80	18.90
HSDPA	1	20.5	20.00	19.80	20.00
	2	20.5	20.10	19.90	20.10
	3	20.0	19.50	19.20	19.50
	4	20.0	19.40	19.20	19.40

Ant.0 - Power Level A1/A2/B1/B2					
Item	band	WCDMA Band 5			
	ARFCN	Tune up	Ch.4233 (846.6MHz)	Ch.4183 (836.6MHz)	Ch.4132 (826.4MHz)
WCDMA	\	24.5	23.10	**23.30**	23.30
HSUPA	1	20.5	19.80	19.90	19.90
	2	20.5	19.90	20.00	20.00
	3	21.0	20.10	20.30	20.30
	4	19.5	18.80	18.90	18.90
	5	22.0	21.10	21.30	21.30
HSDPA	1	23.0	22.20	22.40	22.40
	2	23.0	22.30	22.50	22.50
	3	22.5	21.70	21.80	21.80
	4	22.5	21.60	21.80	21.80

©Copyright. All rights reserved by SAICT

Ant.1 - Power Level A1/A2/B1/B2					
Item	band	WCDMA Band 5			
	ARFCN	Tune up	Ch.4233 (846.6MHz)	Ch.4183 (836.6MHz)	Ch.4132 (826.4MHz)
WCDMA	\	24.5	23.40	**23.20**	23.20
HSUPA	1	20.5	20.00	19.70	19.80
	2	20.5	20.10	19.80	19.90
	3	21.0	20.40	20.10	20.20
	4	19.5	19.10	18.80	18.90
	5	22.0	21.40	21.10	21.20
HSDPA	1	23.0	22.40	22.20	22.20
	2	23.0	22.50	22.30	22.30
	3	22.5	21.90	21.70	21.70
	4	22.5	21.90	21.70	21.70

©Copyright. All rights reserved by SAICT

10.3. LTE Measurement result

Table 10.5: The conducted Power for LTE

Ant.0 - Power Level A1/A2								
LTE Band 2			Actual output Power (dBm)			**Tune up**		
Band -width	RB No. / RB offset	Frequency (MHz)	Modulation			Modulation		
			QPSK	16QAM	64QAM	QPSK	16QAM	64QAM
1.4 MHz	1RB_5	1909.3	22.38	21.60	/	**23.5**	**22.5**	**/**
		1880.0	22.29	21.65	/			
		1850.7	22.28	21.54	/			
	1RB_3	1909.3	22.50	21.71	/			
		1880.0	22.44	21.78	/			
		1850.7	22.40	21.60	/			
	1RB_0	1909.3	22.38	21.58	/			
		1880.0	22.30	21.64	/			
		1850.7	22.25	21.50	/			
	3RB_3	1909.3	22.47	21.43	/			
		1880.0	22.43	21.38	/			
		1850.7	22.32	21.32	/			
	3RB_1	1909.3	22.49	21.43	/			
		1880.0	22.52	21.45	/			
		1850.7	22.45	21.40	/			
	3RB_0	1909.3	22.45	21.40	/			
		1880.0	22.43	21.41	/			
		1850.7	22.34	21.35	/			
	6RB_0	1909.3	21.53	20.55	/	**22.5**	**21.5**	**/**
		1880.0	21.49	20.47	/			
		1850.7	21.42	20.43	/			

©Copyright. All rights reserved by SAICT

Ant.0 - Power Level A1/A2								
LTE Band 2			Actual output Power (dBm)			**Tune up**		
Band -width	RB No. / RB offset	Frequency (MHz)	Modulation			Modulation		
			QPSK	16QAM	64QAM	QPSK	16QAM	64QAM
3 MHz	1RB_14	1908.5	22.37	21.62	/	**23.5**	**22.5**	**/**
		1880.0	22.29	21.61	/			
		1851.5	22.26	21.51	/			
	1RB_7	1908.5	22.49	21.81	/			
		1880.0	22.45	21.83	/			
		1851.5	22.37	21.75	/			
	1RB_0	1908.5	22.38	21.69	/			
		1880.0	22.34	21.62	/			
		1851.5	22.30	21.52	/			
	8RB_7	1908.5	21.41	20.48	/	**22.5**	**21.5**	**/**
		1880.0	21.39	20.39	/			
		1851.5	21.31	20.39	/			
	8RB_4	1908.5	21.46	20.54	/			
		1880.0	21.46	20.43	/			
		1851.5	21.39	20.43	/			
	8RB_0	1908.5	21.44	20.51	/			
		1880.0	21.38	20.45	/			
		1851.5	21.36	20.41	/			
	15RB_0	1908.5	21.40	20.45	/			
		1880.0	21.41	20.40	/			
		1851.5	21.37	20.35	/			

©Copyright. All rights reserved by SAICT

Ant.0 - Power Level A1/A2								
LTE Band 2			Actual output Power (dBm)			**Tune up**		
Band -width	RB No. / RB offset	Frequency (MHz)	Modulation			Modulation		
			QPSK	16QAM	64QAM	QPSK	16QAM	64QAM
5 MHz	1RB_24	1907.5	22.28	21.56	/	**23.5**	**22.5**	**/**
		1880.0	22.26	21.38	/			
		1852.5	22.16	21.40	/			
	1RB_12	1907.5	22.54	21.84	/			
		1880.0	22.53	21.69	/			
		1852.5	22.53	21.69	/			
	1RB_0	1907.5	22.27	21.53	/			
		1880.0	22.23	21.48	/			
		1852.5	22.18	21.48	/			
	12RB_13	1907.5	21.40	20.43	/	**22.5**	**21.5**	**/**
		1880.0	21.39	20.43	/			
		1852.5	21.34	20.31	/			
	12RB_6	1907.5	21.48	20.51	/			
		1880.0	21.48	20.47	/			
		1852.5	21.39	20.35	/			
	12RB_0	1907.5	21.44	20.47	/			
		1880.0	21.40	20.38	/			
		1852.5	21.37	20.35	/			
	25RB_0	1907.5	21.43	20.49	/			
		1880.0	21.44	20.44	/			
		1852.5	21.38	20.37	/			

©Copyright. All rights reserved by SAICT

Ant.0 - Power Level A1/A2								
LTE Band 2			Actual output Power (dBm)			**Tune up**		
Band -width	RB No. / RB offset	Frequency (MHz)	Modulation			Modulation		
			QPSK	16QAM	64QAM	QPSK	16QAM	64QAM
10 MHz	1RB_49	1905.0	22.37	21.63	/	**23.5**	**22.5**	**/**
		1880.0	22.30	21.59	/			
		1855.0	22.29	21.57	/			
	1RB_24	1905.0	22.46	21.75	/			
		1880.0	22.45	21.82	/			
		1855.0	22.39	21.63	/			
	1RB_0	1905.0	22.36	21.70	/			
		1880.0	22.34	21.69	/			
		1855.0	22.25	21.56	/			
	25RB_25	1905.0	21.49	20.52	/	**22.5**	**21.5**	**/**
		1880.0	21.50	20.51	/			
		1855.0	21.43	20.40	/			
	25RB_12	1905.0	21.52	20.51	/			
		1880.0	21.48	20.45	/			
		1855.0	21.40	20.39	/			
	25RB_0	1905.0	21.54	20.55	/			
		1880.0	21.47	20.46	/			
		1855.0	21.44	20.45	/			
	50RB_0	1905.0	21.50	20.55	/			
		1880.0	21.50	20.48	/			
		1855.0	21.46	20.43	/			

©Copyright. All rights reserved by SAICT

Ant.0 - Power Level A1/A2								
LTE Band 2			Actual output Power (dBm)			**Tune up**		
Band -width	RB No. / RB offset	Frequency (MHz)	Modulation			Modulation		
			QPSK	16QAM	64QAM	QPSK	16QAM	64QAM
15 MHz	1RB_74	1902.5	22.27	21.50	/	**23.5**	**22.5**	**/**
		1880.0	22.23	21.48	/			
		1857.5	22.18	21.40	/			
	1RB_37	1902.5	22.36	21.57	/			
		1880.0	22.34	21.57	/			
		1857.5	22.27	21.56	/			
	1RB_0	1902.5	22.34	21.57	/			
		1880.0	22.24	21.44	/			
		1857.5	22.22	21.46	/			
	36RB_38	1902.5	21.44	20.44	/	**22.5**	**21.5**	**/**
		1880.0	21.45	20.42	/			
		1857.5	21.45	20.40	/			
	36RB_19	1902.5	21.47	20.47	/			
		1880.0	21.45	20.40	/			
		1857.5	21.39	20.32	/			
	36RB_0	1902.5	21.46	20.45	/			
		1880.0	21.45	20.37	/			
		1857.5	21.40	20.36	/			
	75RB_0	1902.5	21.45	20.47	/			
		1880.0	21.46	20.39	/			
		1857.5	21.45	20.40	/			

©Copyright. All rights reserved by SAICT

Ant.0 - Power Level A1/A2								
LTE Band 2			Actual output Power (dBm)			**Tune up**		
Band -width	RB No. / RB offset	Frequency (MHz)	Modulation			Modulation		
			QPSK	16QAM	64QAM	QPSK	16QAM	64QAM
20 MHz	1RB_99	1900.0	22.11	21.46	/	**23.5**	**22.5**	**/**
		1880.0	22.10	21.34	/			
		1860.0	21.96	21.28	/			
	1RB_50	1900.0	**22.49**	21.86	/			
		1880.0	22.48	21.77	/			
		1860.0	22.40	21.63	/			
	1RB_0	1900.0	22.18	21.45	/			
		1880.0	22.08	21.33	/			
		1860.0	22.09	21.36	/			
	50RB_50	1900.0	21.40	20.42	/	**22.5**	**21.5**	**/**
		1880.0	21.46	20.48	/			
		1860.0	21.49	20.47	/			
	50RB_25	1900.0	21.46	20.48	/			
		1880.0	21.47	20.47	/			
		1860.0	21.46	20.41	/			
	50RB_0	1900.0	**21.51**	20.52	/			
		1880.0	21.48	20.39	/			
		1860.0	21.50	20.40	/			
	100RB_0	1900.0	21.48	20.46	/			
		1880.0	21.42	20.40	/			
		1860.0	21.44	20.40	/			

©Copyright. All rights reserved by SAICT

Ant.0 - Power Level B1								
LTE Band 2			Actual output Power (dBm)			**Tune up**		
Band -width	RB No. / RB offset	Frequency (MHz)	Modulation			Modulation		
			QPSK	16QAM	64QAM	QPSK	16QAM	64QAM
1.4 MHz	1RB_5	1909.3	20.89	21.17	/	**22.0**	**22.0**	**/**
		1880.0	20.85	21.19	/			
		1850.7	20.81	21.12	/			
	1RB_3	1909.3	21.03	21.31	/			
		1880.0	20.97	21.37	/			
		1850.7	20.95	21.13	/			
	1RB_0	1909.3	20.88	21.20	/			
		1880.0	20.88	21.19	/			
		1850.7	20.79	21.01	/			
	3RB_3	1909.3	20.98	20.99	/			
		1880.0	20.97	20.92	/			
		1850.7	20.99	20.93	/			
	3RB_1	1909.3	21.04	20.95	/			
		1880.0	20.97	20.97	/			
		1850.7	21.00	20.98	/			
	3RB_0	1909.3	20.97	20.98	/			
		1880.0	20.97	20.96	/			
		1850.7	20.89	20.90	/			
	6RB_0	1909.3	21.07	20.56	/	**22.0**	**21.5**	**/**
		1880.0	20.99	20.54	/			
		1850.7	20.94	20.48	/			

©Copyright. All rights reserved by SAICT

Ant.0 - Power Level B1								
LTE Band 2			Actual output Power (dBm)			**Tune up**		
Band -width	RB No. / RB offset	Frequency (MHz)	Modulation			Modulation		
			QPSK	16QAM	64QAM	QPSK	16QAM	64QAM
3 MHz	1RB_14	1908.5	20.94	21.22	/	**22.0**	**22.0**	**/**
		1880.0	20.87	21.18	/			
		1851.5	20.81	21.02	/			
	1RB_7	1908.5	21.09	21.35	/			
		1880.0	20.99	21.36	/			
		1851.5	20.94	21.12	/			
	1RB_0	1908.5	20.90	21.20	/			
		1880.0	20.84	21.20	/			
		1851.5	20.85	21.05	/			
	8RB_7	1908.5	20.98	20.48	/	**22.0**	**21.5**	**/**
		1880.0	20.91	20.44	/			
		1851.5	20.83	20.40	/			
	8RB_4	1908.5	21.00	20.55	/			
		1880.0	20.91	20.47	/			
		1851.5	20.89	20.46	/			
	8RB_0	1908.5	20.98	20.48	/			
		1880.0	20.88	20.47	/			
		1851.5	20.87	20.45	/			
	15RB_0	1908.5	20.99	20.51	/			
		1880.0	20.92	20.41	/			
		1851.5	20.85	20.39	/			

©Copyright. All rights reserved by SAICT

Ant.0 - Power Level B1								
LTE Band 2			Actual output Power (dBm)			**Tune up**		
Band -width	RB No. / RB offset	Frequency (MHz)	Modulation			Modulation		
			QPSK	16QAM	64QAM	QPSK	16QAM	64QAM
5 MHz	1RB_24	1907.5	20.84	21.14	/	**22.0**	**22.0**	**/**
		1880.0	20.70	21.02	/			
		1852.5	20.76	20.92	/			
	1RB_12	1907.5	21.14	21.41	/			
		1880.0	21.05	21.39	/			
		1852.5	21.07	21.18	/			
	1RB_0	1907.5	20.84	21.09	/			
		1880.0	20.83	21.07	/			
		1852.5	20.75	20.96	/			
	12RB_13	1907.5	20.98	20.40	/	**22.0**	**21.5**	**/**
		1880.0	20.91	20.38	/			
		1852.5	20.81	20.30	/			
	12RB_6	1907.5	21.03	20.52	/			
		1880.0	21.00	20.39	/			
		1852.5	20.89	20.36	/			
	12RB_0	1907.5	20.97	20.42	/			
		1880.0	20.91	20.37	/			
		1852.5	20.84	20.37	/			
	25RB_0	1907.5	21.01	20.50	/			
		1880.0	20.96	20.42	/			
		1852.5	20.90	20.35	/			

©Copyright. All rights reserved by SAICT

Ant.0 - Power Level B1								
LTE Band 2			Actual output Power (dBm)			**Tune up**		
Band -width	RB No. / RB offset	Frequency (MHz)	Modulation			Modulation		
			QPSK	16QAM	64QAM	QPSK	16QAM	64QAM
10 MHz	1RB_49	1905.0	20.94	21.22	/	**22.0**	**22.0**	**/**
		1880.0	20.86	21.18	/			
		1855.0	20.82	21.09	/			
	1RB_24	1905.0	21.02	21.32	/			
		1880.0	21.00	21.30	/			
		1855.0	20.95	21.17	/			
	1RB_0	1905.0	20.89	21.23	/			
		1880.0	20.86	21.17	/			
		1855.0	20.82	21.12	/			
	25RB_25	1905.0	21.03	20.55	/	**22.0**	**21.5**	**/**
		1880.0	21.03	20.53	/			
		1855.0	20.93	20.39	/			
	25RB_12	1905.0	21.04	20.53	/			
		1880.0	21.00	20.44	/			
		1855.0	20.90	20.37	/			
	25RB_0	1905.0	21.08	20.54	/			
		1880.0	20.99	20.44	/			
		1855.0	20.96	20.40	/			
	50RB_0	1905.0	21.05	20.51	/			
		1880.0	21.02	20.50	/			
		1855.0	20.94	20.46	/			

©Copyright. All rights reserved by SAICT

Ant.0 - Power Level B1								
LTE Band 2			Actual output Power (dBm)			**Tune up**		
Band -width	RB No. / RB offset	Frequency (MHz)	Modulation			Modulation		
			QPSK	16QAM	64QAM	QPSK	16QAM	64QAM
15 MHz	1RB_74	1902.5	20.81	21.08	/	**22.0**	**22.0**	**/**
		1880.0	20.88	21.06	/			
		1857.5	20.72	20.93	/			
	1RB_37	1902.5	20.91	21.12	/			
		1880.0	20.90	21.13	/			
		1857.5	20.85	21.03	/			
	1RB_0	1902.5	20.91	21.08	/			
		1880.0	20.76	21.05	/			
		1857.5	20.75	20.95	/			
	36RB_38	1902.5	20.93	20.44	/	**22.0**	**21.5**	**/**
		1880.0	20.84	20.43	/			
		1857.5	20.91	20.35	/			
	36RB_19	1902.5	20.98	20.51	/			
		1880.0	20.97	20.45	/			
		1857.5	20.91	20.32	/			
	36RB_0	1902.5	21.01	20.48	/			
		1880.0	20.91	20.35	/			
		1857.5	20.90	20.35	/			
	75RB_0	1902.5	20.99	20.48	/			
		1880.0	20.96	20.40	/			
		1857.5	20.90	20.38	/			

©Copyright. All rights reserved by SAICT

Ant.0 - Power Level B1								
LTE Band 2			Actual output Power (dBm)			**Tune up**		
Band -width	RB No. / RB offset	Frequency (MHz)	Modulation			Modulation		
			QPSK	16QAM	64QAM	QPSK	16QAM	64QAM
20 MHz	1RB_99	1900.0	20.68	20.97	/	**22.0**	**22.0**	**/**
		1880.0	20.61	20.87	/			
		1860.0	20.55	20.68	/			
	1RB_50	1900.0	**21.03**	21.25	/			
		1880.0	20.93	21.19	/			
		1860.0	20.91	21.00	/			
	1RB_0	1900.0	20.70	20.93	/			
		1880.0	20.59	20.83	/			
		1860.0	20.62	20.77	/			
	50RB_50	1900.0	**21.05**	20.40	/	**22.0**	**21.5**	**/**
		1880.0	20.99	20.48	/			
		1860.0	21.00	20.46	/			
	50RB_25	1900.0	21.00	20.51	/			
		1880.0	20.95	20.41	/			
		1860.0	20.97	20.45	/			
	50RB_0	1900.0	21.04	20.53	/			
		1880.0	20.91	20.39	/			
		1860.0	20.96	20.44	/			
	100RB_0	1900.0	21.00	20.46	/			
		1880.0	20.92	20.42	/			
		1860.0	20.91	20.40	/			

©Copyright. All rights reserved by SAICT

Ant.0 - Power Level B2								
LTE Band 2			Actual output Power (dBm)			**Tune up**		
Band -width	RB No. / RB offset	Frequency (MHz)	Modulation			Modulation		
			QPSK	16QAM	64QAM	QPSK	16QAM	64QAM
1.4 MHz	1RB_5	1909.3	19.95	20.28	/	**21.0**	**21.0**	**/**
		1880.0	19.90	20.15	/			
		1850.7	19.83	20.14	/			
	1RB_3	1909.3	20.10	20.49	/			
		1880.0	20.02	20.33	/			
		1850.7	19.94	20.33	/			
	1RB_0	1909.3	19.92	20.30	/			
		1880.0	19.93	20.15	/			
		1850.7	19.85	20.16	/			
	3RB_3	1909.3	20.06	20.03	/			
		1880.0	20.03	20.05	/			
		1850.7	19.96	19.98	/			
	3RB_1	1909.3	20.11	20.08	/			
		1880.0	20.07	20.06	/			
		1850.7	19.96	19.94	/			
	3RB_0	1909.3	20.08	20.07	/			
		1880.0	20.03	19.96	/			
		1850.7	19.90	19.94	/			
	6RB_0	1909.3	20.07	20.18	/	**21.0**	**21.0**	**/**
		1880.0	20.00	20.07	/			
		1850.7	19.95	20.07	/			

©Copyright. All rights reserved by SAICT

Ant.0 - Power Level B2								
LTE Band 2			Actual output Power (dBm)			**Tune up**		
Band -width	RB No. / RB offset	Frequency (MHz)	Modulation			Modulation		
			QPSK	16QAM	64QAM	QPSK	16QAM	64QAM
3 MHz	1RB_14	1908.5	19.96	20.19	/	**21.0**	**21.0**	**/**
		1880.0	19.91	20.09	/			
		1851.5	19.81	20.10	/			
	1RB_7	1908.5	20.15	20.38	/			
		1880.0	20.22	20.20	/			
		1851.5	19.96	20.38	/			
	1RB_0	1908.5	19.99	20.21	/			
		1880.0	19.91	20.09	/			
		1851.5	19.88	20.05	/			
	8RB_7	1908.5	20.05	20.06	/	**21.0**	**21.0**	**/**
		1880.0	19.96	19.95	/			
		1851.5	19.88	19.87	/			
	8RB_4	1908.5	20.04	20.08	/			
		1880.0	20.04	20.04	/			
		1851.5	19.89	19.94	/			
	8RB_0	1908.5	20.06	20.07	/			
		1880.0	19.95	19.98	/			
		1851.5	19.87	19.96	/			
	15RB_0	1908.5	20.03	20.00	/			
		1880.0	19.96	19.97	/			
		1851.5	19.90	19.91	/			

©Copyright. All rights reserved by SAICT

Ant.0 - Power Level B2								
LTE Band 2			Actual output Power (dBm)			**Tune up**		
Band -width	RB No. / RB offset	Frequency (MHz)	Modulation			Modulation		
			QPSK	16QAM	64QAM	QPSK	16QAM	64QAM
5 MHz	1RB_24	1907.5	19.86	20.20	/	**21.0**	**21.0**	**/**
		1880.0	19.86	20.12	/			
		1852.5	19.72	20.02	/			
	1RB_12	1907.5	20.19	20.49	/			
		1880.0	20.12	20.40	/			
		1852.5	20.17	20.31	/			
	1RB_0	1907.5	19.86	20.24	/			
		1880.0	19.82	20.15	/			
		1852.5	19.82	20.01	/			
	12RB_13	1907.5	19.98	20.01	/	**21.0**	**21.0**	**/**
		1880.0	19.95	19.87	/			
		1852.5	19.85	19.86	/			
	12RB_6	1907.5	20.09	20.04	/			
		1880.0	20.02	19.92	/			
		1852.5	19.92	19.91	/			
	12RB_0	1907.5	20.00	19.96	/			
		1880.0	19.93	19.89	/			
		1852.5	19.89	19.93	/			
	25RB_0	1907.5	20.04	20.05	/			
		1880.0	19.98	19.96	/			
		1852.5	19.93	19.91	/			

©Copyright. All rights reserved by SAICT

Ant.0 - Power Level B2								
LTE Band 2			Actual output Power (dBm)			**Tune up**		
Band -width	RB No. / RB offset	Frequency (MHz)	Modulation			Modulation		
			QPSK	16QAM	64QAM	QPSK	16QAM	64QAM
10 MHz	1RB_49	1905.0	19.99	20.25	/	**21.0**	**21.0**	**/**
		1880.0	19.88	20.20	/			
		1855.0	19.83	20.16	/			
	1RB_24	1905.0	20.09	20.39	/			
		1880.0	20.09	20.39	/			
		1855.0	19.98	20.28	/			
	1RB_0	1905.0	19.96	20.28	/			
		1880.0	19.92	20.22	/			
		1855.0	19.83	20.19	/			
	25RB_25	1905.0	20.02	20.11	/	**21.0**	**21.0**	**/**
		1880.0	20.01	20.03	/			
		1855.0	19.90	19.96	/			
	25RB_12	1905.0	20.06	20.08	/			
		1880.0	20.03	20.01	/			
		1855.0	19.94	19.93	/			
	25RB_0	1905.0	20.13	20.10	/			
		1880.0	19.99	19.96	/			
		1855.0	19.98	19.99	/			
	50RB_0	1905.0	20.01	20.07	/			
		1880.0	19.98	20.00	/			
		1855.0	19.98	20.04	/			

©Copyright. All rights reserved by SAICT

Ant.0 - Power Level B2								
LTE Band 2			Actual output Power (dBm)			**Tune up**		
Band -width	RB No. / RB offset	Frequency (MHz)	Modulation			Modulation		
			QPSK	16QAM	64QAM	QPSK	16QAM	64QAM
15 MHz	1RB_74	1902.5	19.89	20.11	/	**21.0**	**21.0**	**/**
		1880.0	19.89	20.04	/			
		1857.5	19.75	19.99	/			
	1RB_37	1902.5	19.99	20.22	/			
		1880.0	19.94	20.23	/			
		1857.5	19.88	20.18	/			
	1RB_0	1902.5	19.92	20.21	/			
		1880.0	19.85	20.08	/			
		1857.5	19.81	20.12	/			
	36RB_38	1902.5	20.02	20.14	/	**21.0**	**21.0**	**/**
		1880.0	19.97	19.95	/			
		1857.5	19.95	19.95	/			
	36RB_19	1902.5	20.13	20.05	/			
		1880.0	19.99	19.96	/			
		1857.5	19.96	19.89	/			
	36RB_0	1902.5	20.06	20.00	/			
		1880.0	20.00	19.90	/			
		1857.5	19.95	19.91	/			
	75RB_0	1902.5	20.02	20.02	/			
		1880.0	19.94	19.95	/			
		1857.5	19.94	19.91	/			

©Copyright. All rights reserved by SAICT

Ant.0 - Power Level B2								
LTE Band 2			Actual output Power (dBm)			**Tune up**		
Band -width	RB No. / RB offset	Frequency (MHz)	Modulation			Modulation		
			QPSK	16QAM	64QAM	QPSK	16QAM	64QAM
20 MHz	1RB_99	1900.0	19.82	19.98	/	**21.0**	**21.0**	**/**
		1880.0	19.66	20.02	/			
		1860.0	19.58	19.82	/			
	1RB_50	1900.0	**20.12**	20.34	/			
		1880.0	20.02	20.25	/			
		1860.0	19.96	20.11	/			
	1RB_0	1900.0	19.75	20.01	/			
		1880.0	19.69	19.94	/			
		1860.0	19.69	19.86	/			
	50RB_50	1900.0	**20.03**	19.94	/	**21.0**	**21.0**	**/**
		1880.0	19.99	19.97	/			
		1860.0	20.00	20.03	/			
	50RB_25	1900.0	20.06	20.05	/			
		1880.0	20.00	20.02	/			
		1860.0	19.97	19.98	/			
	50RB_0	1900.0	20.01	20.11	/			
		1880.0	19.98	19.94	/			
		1860.0	19.98	19.97	/			
	100RB_0	1900.0	20.06	20.03	/			
		1880.0	19.99	19.94	/			
		1860.0	19.97	19.97	/			

©Copyright. All rights reserved by SAICT

Ant.1 - Power Level A1/A2								
LTE Band 2			Actual output Power (dBm)			**Tune up**		
Band -width	RB No. / RB offset	Frequency (MHz)	Modulation			Modulation		
			QPSK	16QAM	64QAM	QPSK	16QAM	64QAM
1.4 MHz	1RB_5	1909.3	16.54	17.02	/	**17.5**	**17.5**	**/**
		1880.0	16.53	16.90	/			
		1850.7	16.43	16.75	/			
	1RB_3	1909.3	16.69	17.17	/			
		1880.0	16.67	16.96	/			
		1850.7	16.56	16.92	/			
	1RB_0	1909.3	16.53	16.99	/			
		1880.0	16.46	16.91	/			
		1850.7	16.40	16.76	/			
	3RB_3	1909.3	16.67	16.70	/			
		1880.0	16.63	16.68	/			
		1850.7	16.51	16.64	/			
	3RB_1	1909.3	16.68	16.72	/			
		1880.0	16.69	16.76	/			
		1850.7	16.59	16.65	/			
	3RB_0	1909.3	16.63	16.69	/			
		1880.0	16.63	16.71	/			
		1850.7	16.57	16.61	/			
	6RB_0	1909.3	16.70	16.77	/	**17.5**	**17.5**	**/**
		1880.0	16.59	16.81	/			
		1850.7	16.55	16.66	/			

©Copyright. All rights reserved by SAICT

Ant.1 - Power Level A1/A2								
LTE Band 2			Actual output Power (dBm)			**Tune up**		
Band -width	RB No. / RB offset	Frequency (MHz)	Modulation			Modulation		
			QPSK	16QAM	64QAM	QPSK	16QAM	64QAM
3 MHz	1RB_14	1908.5	16.58	17.01	/	**17.5**	**17.5**	**/**
		1880.0	16.52	16.81	/			
		1851.5	16.39	16.69	/			
	1RB_7	1908.5	16.67	17.17	/			
		1880.0	16.72	17.01	/			
		1851.5	16.62	16.84	/			
	1RB_0	1908.5	16.52	17.01	/			
		1880.0	16.48	16.83	/			
		1851.5	16.47	16.70	/			
	8RB_7	1908.5	16.64	16.72	/	**17.5**	**17.5**	**/**
		1880.0	16.55	16.68	/			
		1851.5	16.45	16.57	/			
	8RB_4	1908.5	16.62	16.74	/			
		1880.0	16.56	16.68	/			
		1851.5	16.49	16.67	/			
	8RB_0	1908.5	16.61	16.72	/			
		1880.0	16.54	16.69	/			
		1851.5	16.49	16.65	/			
	15RB_0	1908.5	16.61	16.63	/			
		1880.0	16.59	16.61	/			
		1851.5	16.49	16.55	/			

©Copyright. All rights reserved by SAICT

Ant.1 - Power Level A1/A2								
LTE Band 2			Actual output Power (dBm)			**Tune up**		
Band -width	RB No. / RB offset	Frequency (MHz)	Modulation			Modulation		
			QPSK	16QAM	64QAM	QPSK	16QAM	64QAM
5 MHz	1RB_24	1907.5	16.46	16.85	/	**17.5**	**17.5**	**/**
		1880.0	16.42	16.77	/			
		1852.5	16.37	16.67	/			
	1RB_12	1907.5	16.83	17.16	/			
		1880.0	16.68	16.95	/			
		1852.5	16.60	16.90	/			
	1RB_0	1907.5	16.48	16.87	/			
		1880.0	16.42	16.73	/			
		1852.5	16.39	16.71	/			
	12RB_13	1907.5	16.56	16.62	/	**17.5**	**17.5**	**/**
		1880.0	16.52	16.56	/			
		1852.5	16.43	16.45	/			
	12RB_6	1907.5	16.65	16.72	/			
		1880.0	16.62	16.61	/			
		1852.5	16.52	16.55	/			
	12RB_0	1907.5	16.58	16.61	/			
		1880.0	16.52	16.56	/			
		1852.5	16.49	16.51	/			
	25RB_0	1907.5	16.61	16.64	/			
		1880.0	16.55	16.59	/			
		1852.5	16.49	16.48	/			

©Copyright. All rights reserved by SAICT

Ant.1 - Power Level A1/A2								
LTE Band 2			Actual output Power (dBm)			**Tune up**		
Band -width	RB No. / RB offset	Frequency (MHz)	Modulation			Modulation		
			QPSK	16QAM	64QAM	QPSK	16QAM	64QAM
10 MHz	1RB_49	1905.0	16.52	16.97	/	**17.5**	**17.5**	**/**
		1880.0	16.46	16.90	/			
		1855.0	16.42	16.78	/			
	1RB_24	1905.0	16.65	17.09	/			
		1880.0	16.67	17.06	/			
		1855.0	16.58	16.99	/			
	1RB_0	1905.0	16.58	16.97	/			
		1880.0	16.49	16.88	/			
		1855.0	16.46	16.82	/			
	25RB_25	1905.0	16.62	16.65	/	**17.5**	**17.5**	**/**
		1880.0	16.63	16.63	/			
		1855.0	16.50	16.55	/			
	25RB_12	1905.0	16.69	16.73	/			
		1880.0	16.62	16.63	/			
		1855.0	16.55	16.56	/			
	25RB_0	1905.0	16.70	16.72	/			
		1880.0	16.57	16.57	/			
		1855.0	16.57	16.60	/			
	50RB_0	1905.0	16.62	16.69	/			
		1880.0	16.59	16.62	/			
		1855.0	16.56	16.61	/			

©Copyright. All rights reserved by SAICT

Ant.1 - Power Level A1/A2								
LTE Band 2			Actual output Power (dBm)			**Tune up**		
Band -width	RB No. / RB offset	Frequency (MHz)	Modulation			Modulation		
			QPSK	16QAM	64QAM	QPSK	16QAM	64QAM
15 MHz	1RB_74	1902.5	16.43	16.85	/	**17.5**	**17.5**	**/**
		1880.0	16.47	16.81	/			
		1857.5	16.34	16.68	/			
	1RB_37	1902.5	16.55	16.94	/			
		1880.0	16.50	16.89	/			
		1857.5	16.47	16.77	/			
	1RB_0	1902.5	16.50	16.88	/			
		1880.0	16.43	16.78	/			
		1857.5	16.43	16.75	/			
	36RB_38	1902.5	16.62	16.62	/	**17.5**	**17.5**	**/**
		1880.0	16.56	16.57	/			
		1857.5	16.57	16.52	/			
	36RB_19	1902.5	16.67	16.71	/			
		1880.0	16.61	16.60	/			
		1857.5	16.55	16.53	/			
	36RB_0	1902.5	16.64	16.64	/			
		1880.0	16.53	16.55	/			
		1857.5	16.53	16.54	/			
	75RB_0	1902.5	16.66	16.65	/			
		1880.0	16.41	16.55	/			
		1857.5	16.54	16.55	/			

©Copyright. All rights reserved by SAICT

Ant.1 - Power Level A1/A2								
LTE Band 2			Actual output Power (dBm)			**Tune up**		
Band -width	RB No. / RB offset	Frequency (MHz)	Modulation			Modulation		
			QPSK	16QAM	64QAM	QPSK	16QAM	64QAM
20 MHz	1RB_99	1900.0	16.30	16.73	/	**17.5**	**17.5**	**/**
		1880.0	16.29	16.57	/			
		1860.0	16.19	16.41	/			
	1RB_50	1900.0	**16.65**	17.04	/			
		1880.0	16.57	16.91	/			
		1860.0	16.62	16.84	/			
	1RB_0	1900.0	16.50	16.67	/			
		1880.0	16.26	16.50	/			
		1860.0	16.21	16.57	/			
	50RB_50	1900.0	16.60	16.62	/	**17.5**	**17.5**	**/**
		1880.0	16.60	16.62	/			
		1860.0	16.64	16.62	/			
	50RB_25	1900.0	16.69	16.76	/			
		1880.0	16.64	16.63	/			
		1860.0	16.60	16.57	/			
	50RB_0	1900.0	**16.72**	16.75	/			
		1880.0	16.59	16.57	/			
		1860.0	16.62	16.64	/			
	100RB_0	1900.0	16.67	16.69	/			
		1880.0	16.55	16.58	/			
		1860.0	16.58	16.56	/			

©Copyright. All rights reserved by SAICT

Ant.1 - Power Level B1								
LTE Band 2			Actual output Power (dBm)			**Tune up**		
Band -width	RB No. / RB offset	Frequency (MHz)	Modulation			Modulation		
			QPSK	16QAM	64QAM	QPSK	16QAM	64QAM
1.4 MHz	1RB_5	1909.3	20.07	20.36	/	**21.0**	**21.0**	**/**
		1880.0	20.07	20.29	/			
		1850.7	19.94	20.16	/			
	1RB_3	1909.3	20.23	20.49	/			
		1880.0	20.12	20.39	/			
		1850.7	20.10	20.29	/			
	1RB_0	1909.3	20.05	20.38	/			
		1880.0	20.02	20.30	/			
		1850.7	19.98	20.18	/			
	3RB_3	1909.3	20.22	20.17	/			
		1880.0	20.11	20.12	/			
		1850.7	20.07	20.05	/			
	3RB_1	1909.3	20.25	20.17	/			
		1880.0	20.21	20.20	/			
		1850.7	20.13	20.12	/			
	3RB_0	1909.3	20.23	20.12	/			
		1880.0	20.12	20.12	/			
		1850.7	20.07	20.04	/			
	6RB_0	1909.3	20.21	20.21	/	**21.0**	**21.0**	**/**
		1880.0	20.14	20.18	/			
		1850.7	20.00	20.09	/			

©Copyright. All rights reserved by SAICT

Ant.1 - Power Level B1								
LTE Band 2			Actual output Power (dBm)			**Tune up**		
Band -width	RB No. / RB offset	Frequency (MHz)	Modulation			Modulation		
			QPSK	16QAM	64QAM	QPSK	16QAM	64QAM
3 MHz	1RB_14	1908.5	20.08	20.43	/	**21.0**	**21.0**	**/**
		1880.0	20.04	20.26	/			
		1851.5	19.94	20.19	/			
	1RB_7	1908.5	20.42	20.59	/			
		1880.0	20.20	20.53	/			
		1851.5	20.16	20.36	/			
	1RB_0	1908.5	20.10	20.34	/			
		1880.0	20.04	20.32	/			
		1851.5	19.99	20.22	/			
	8RB_7	1908.5	20.13	20.19	/	**21.0**	**21.0**	**/**
		1880.0	20.08	20.15	/			
		1851.5	20.01	20.07	/			
	8RB_4	1908.5	20.15	20.19	/			
		1880.0	20.13	20.20	/			
		1851.5	20.00	20.03	/			
	8RB_0	1908.5	20.18	20.20	/			
		1880.0	20.10	20.13	/			
		1851.5	20.00	20.08	/			
	15RB_0	1908.5	20.13	20.13	/			
		1880.0	20.06	20.06	/			
		1851.5	19.95	20.02	/			

©Copyright. All rights reserved by SAICT

Ant.1 - Power Level B1								
LTE Band 2			Actual output Power (dBm)			**Tune up**		
Band -width	RB No. / RB offset	Frequency (MHz)	Modulation			Modulation		
			QPSK	16QAM	64QAM	QPSK	16QAM	64QAM
5 MHz	1RB_24	1907.5	20.00	20.27	/	**21.0**	**21.0**	**/**
		1880.0	19.96	20.22	/			
		1852.5	19.84	20.16	/			
	1RB_12	1907.5	20.37	20.63	/			
		1880.0	20.21	20.52	/			
		1852.5	20.16	20.45	/			
	1RB_0	1907.5	20.03	20.25	/			
		1880.0	19.96	20.17	/			
		1852.5	19.88	20.18	/			
	12RB_13	1907.5	20.11	20.09	/	**21.0**	**21.0**	**/**
		1880.0	20.07	20.04	/			
		1852.5	19.93	19.98	/			
	12RB_6	1907.5	20.22	20.20	/			
		1880.0	20.12	20.11	/			
		1852.5	20.05	20.04	/			
	12RB_0	1907.5	20.11	20.10	/			
		1880.0	20.07	20.00	/			
		1852.5	20.01	20.00	/			
	25RB_0	1907.5	20.15	20.16	/			
		1880.0	20.09	20.11	/			
		1852.5	20.01	20.02	/			

©Copyright. All rights reserved by SAICT

Ant.1 - Power Level B1								
LTE Band 2			Actual output Power (dBm)			**Tune up**		
Band -width	RB No. / RB offset	Frequency (MHz)	Modulation			Modulation		
			QPSK	16QAM	64QAM	QPSK	16QAM	64QAM
10 MHz	1RB_49	1905.0	20.08	20.39	/	**21.0**	**21.0**	**/**
		1880.0	20.04	20.29	/			
		1855.0	19.96	20.22	/			
	1RB_24	1905.0	20.21	20.58	/			
		1880.0	20.13	20.35	/			
		1855.0	20.09	20.32	/			
	1RB_0	1905.0	20.11	20.40	/			
		1880.0	20.04	20.28	/			
		1855.0	20.00	20.28	/			
	25RB_25	1905.0	20.10	20.14	/	**21.0**	**21.0**	**/**
		1880.0	20.13	20.10	/			
		1855.0	20.14	20.05	/			
	25RB_12	1905.0	20.21	20.18	/			
		1880.0	20.14	20.11	/			
		1855.0	20.05	20.04	/			
	25RB_0	1905.0	20.19	20.13	/			
		1880.0	20.07	20.03	/			
		1855.0	20.09	20.12	/			
	50RB_0	1905.0	20.16	20.21	/			
		1880.0	20.11	20.13	/			
		1855.0	20.15	20.07	/			

©Copyright. All rights reserved by SAICT

Ant.1 - Power Level B1								
LTE Band 2			Actual output Power (dBm)			**Tune up**		
Band -width	RB No. / RB offset	Frequency (MHz)	Modulation			Modulation		
			QPSK	16QAM	64QAM	QPSK	16QAM	64QAM
15 MHz	1RB_74	1902.5	20.03	20.19	/	**21.0**	**21.0**	**/**
		1880.0	19.96	20.15	/			
		1857.5	19.71	20.11	/			
	1RB_37	1902.5	20.08	20.25	/			
		1880.0	20.02	20.18	/			
		1857.5	19.95	20.25	/			
	1RB_0	1902.5	20.07	20.24	/			
		1880.0	19.98	20.07	/			
		1857.5	19.87	20.18	/			
	36RB_38	1902.5	20.14	20.09	/	**21.0**	**21.0**	**/**
		1880.0	20.09	19.99	/			
		1857.5	19.98	20.00	/			
	36RB_19	1902.5	20.18	20.16	/			
		1880.0	20.14	20.08	/			
		1857.5	20.04	20.03	/			
	36RB_0	1902.5	20.17	20.11	/			
		1880.0	20.08	20.07	/			
		1857.5	20.05	20.02	/			
	75RB_0	1902.5	20.14	20.20	/			
		1880.0	20.08	20.08	/			
		1857.5	20.07	20.05	/			

©Copyright. All rights reserved by SAICT

Ant.1 - Power Level B1								
LTE Band 2			Actual output Power (dBm)			**Tune up**		
Band -width	RB No. / RB offset	Frequency (MHz)	Modulation			Modulation		
			QPSK	16QAM	64QAM	QPSK	16QAM	64QAM
20 MHz	1RB_99	1900.0	19.86	20.14	/	**21.0**	**21.0**	**/**
		1880.0	19.84	20.05	/			
		1860.0	19.71	20.05	/			
	1RB_50	1900.0	**20.19**	20.46	/			
		1880.0	20.18	20.41	/			
		1860.0	20.11	20.40	/			
	1RB_0	1900.0	19.85	20.11	/			
		1880.0	19.79	20.09	/			
		1860.0	19.78	20.10	/			
	50RB_50	1900.0	20.11	20.12	/	**21.0**	**21.0**	**/**
		1880.0	20.08	20.17	/			
		1860.0	20.13	20.15	/			
	50RB_25	1900.0	20.17	20.16	/			
		1880.0	20.12	20.11	/			
		1860.0	20.11	20.06	/			
	50RB_0	1900.0	**20.23**	20.20	/			
		1880.0	20.15	20.04	/			
		1860.0	20.16	20.05	/			
	100RB_0	1900.0	20.20	20.18	/			
		1880.0	20.07	20.07	/			
		1860.0	20.08	20.09	/			

©Copyright. All rights reserved by SAICT

Ant.1 - Power Level B2								
LTE Band 2			Actual output Power (dBm)			**Tune up**		
Band -width	RB No. / RB offset	Frequency (MHz)	Modulation			Modulation		
			QPSK	16QAM	64QAM	QPSK	16QAM	64QAM
1.4 MHz	1RB_5	1909.3	19.07	19.31	/	**20.0**	**20.0**	**/**
		1880.0	19.00	19.22	/			
		1850.7	18.95	19.08	/			
	1RB_3	1909.3	19.18	19.50	/			
		1880.0	19.16	19.34	/			
		1850.7	19.04	19.31	/			
	1RB_0	1909.3	19.02	19.26	/			
		1880.0	19.01	19.22	/			
		1850.7	18.89	19.17	/			
	3RB_3	1909.3	19.18	19.13	/			
		1880.0	19.14	19.06	/			
		1850.7	19.00	19.06	/			
	3RB_1	1909.3	19.27	19.28	/			
		1880.0	19.12	19.12	/			
		1850.7	19.07	19.08	/			
	3RB_0	1909.3	19.19	19.22	/			
		1880.0	19.11	19.07	/			
		1850.7	19.02	19.01	/			
	6RB_0	1909.3	19.14	19.23	/	**20.0**	**20.0**	**/**
		1880.0	19.09	19.20	/			
		1850.7	18.98	19.11	/			

©Copyright. All rights reserved by SAICT

Ant.1 - Power Level B2								
LTE Band 2			Actual output Power (dBm)			**Tune up**		
Band -width	RB No. / RB offset	Frequency (MHz)	Modulation			Modulation		
			QPSK	16QAM	64QAM	QPSK	16QAM	64QAM
3 MHz	1RB_14	1908.5	19.09	19.45	/	**20.0**	**20.0**	**/**
		1880.0	18.99	19.33	/			
		1851.5	18.94	19.20	/			
	1RB_7	1908.5	19.30	19.67	/			
		1880.0	19.22	19.44	/			
		1851.5	19.10	19.44	/			
	1RB_0	1908.5	19.05	19.41	/			
		1880.0	18.97	19.31	/			
		1851.5	18.91	19.23	/			
	8RB_7	1908.5	19.10	19.15	/	**20.0**	**20.0**	**/**
		1880.0	18.99	19.10	/			
		1851.5	18.93	18.96	/			
	8RB_4	1908.5	19.11	19.20	/			
		1880.0	19.04	19.14	/			
		1851.5	18.98	19.06	/			
	8RB_0	1908.5	19.15	19.17	/			
		1880.0	19.04	19.09	/			
		1851.5	18.98	19.00	/			
	15RB_0	1908.5	19.08	19.09	/			
		1880.0	19.02	19.01	/			
		1851.5	18.94	18.94	/			

©Copyright. All rights reserved by SAICT

Ant.1 - Power Level B2								
LTE Band 2			Actual output Power (dBm)			**Tune up**		
Band -width	RB No. / RB offset	Frequency (MHz)	Modulation			Modulation		
			QPSK	16QAM	64QAM	QPSK	16QAM	64QAM
5 MHz	1RB_24	1907.5	18.97	19.19	/	**20.0**	**20.0**	**/**
		1880.0	18.95	19.13	/			
		1852.5	18.77	19.05	/			
	1RB_12	1907.5	19.29	19.51	/			
		1880.0	19.11	19.40	/			
		1852.5	19.03	19.34	/			
	1RB_0	1907.5	18.95	19.23	/			
		1880.0	18.92	19.13	/			
		1852.5	18.84	19.09	/			
	12RB_13	1907.5	19.07	19.04	/	**20.0**	**20.0**	**/**
		1880.0	19.02	19.08	/			
		1852.5	18.89	18.88	/			
	12RB_6	1907.5	19.22	19.13	/			
		1880.0	19.06	19.09	/			
		1852.5	18.99	18.95	/			
	12RB_0	1907.5	19.10	19.10	/			
		1880.0	19.02	19.03	/			
		1852.5	18.95	18.94	/			
	25RB_0	1907.5	19.10	19.10	/			
		1880.0	19.06	19.07	/			
		1852.5	18.96	18.93	/			

©Copyright. All rights reserved by SAICT

Ant.1 - Power Level B2								
LTE Band 2			Actual output Power (dBm)			**Tune up**		
Band -width	RB No. / RB offset	Frequency (MHz)	Modulation			Modulation		
			QPSK	16QAM	64QAM	QPSK	16QAM	64QAM
10 MHz	1RB_49	1905.0	19.08	19.43	/	**20.0**	**20.0**	**/**
		1880.0	18.98	19.31	/			
		1855.0	18.91	19.23	/			
	1RB_24	1905.0	19.20	19.51	/			
		1880.0	19.14	19.46	/			
		1855.0	19.03	19.38	/			
	1RB_0	1905.0	19.06	19.40	/			
		1880.0	19.01	19.31	/			
		1855.0	18.97	19.25	/			
	25RB_25	1905.0	19.11	19.10	/	**20.0**	**20.0**	**/**
		1880.0	19.07	19.09	/			
		1855.0	18.99	19.00	/			
	25RB_12	1905.0	19.15	19.15	/			
		1880.0	19.08	19.08	/			
		1855.0	18.99	18.98	/			
	25RB_0	1905.0	19.15	19.18	/			
		1880.0	19.01	19.05	/			
		1855.0	19.05	19.05	/			
	50RB_0	1905.0	19.10	19.14	/			
		1880.0	19.08	19.08	/			
		1855.0	19.02	19.09	/			

©Copyright. All rights reserved by SAICT

Ant.1 - Power Level B2								
LTE Band 2			Actual output Power (dBm)			**Tune up**		
Band -width	RB No. / RB offset	Frequency (MHz)	Modulation			Modulation		
			QPSK	16QAM	64QAM	QPSK	16QAM	64QAM
15 MHz	1RB_74	1902.5	18.96	19.17	/	**20.0**	**20.0**	**/**
		1880.0	18.92	19.28	/			
		1857.5	18.79	19.17	/			
	1RB_37	1902.5	19.06	19.44	/			
		1880.0	19.02	19.45	/			
		1857.5	18.97	19.26	/			
	1RB_0	1902.5	18.99	19.37	/			
		1880.0	18.92	19.31	/			
		1857.5	18.88	19.07	/			
	36RB_38	1902.5	19.14	19.10	/	**20.0**	**20.0**	**/**
		1880.0	19.07	19.07	/			
		1857.5	19.02	18.97	/			
	36RB_19	1902.5	19.17	19.15	/			
		1880.0	19.07	19.11	/			
		1857.5	19.00	19.00	/			
	36RB_0	1902.5	19.10	19.10	/			
		1880.0	19.03	19.03	/			
		1857.5	19.04	19.00	/			
	75RB_0	1902.5	19.11	19.11	/			
		1880.0	19.04	19.05	/			
		1857.5	19.01	19.03	/			

©Copyright. All rights reserved by SAICT

Ant.1 - Power Level B2								
LTE Band 2			Actual output Power (dBm)			**Tune up**		
Band -width	RB No. / RB offset	Frequency (MHz)	Modulation			Modulation		
			QPSK	16QAM	64QAM	QPSK	16QAM	64QAM
20 MHz	1RB_99	1900.0	18.77	19.09	/	**20.0**	**20.0**	**/**
		1880.0	18.74	19.08	/			
		1860.0	18.67	18.88	/			
	1RB_50	1900.0	**19.14**	19.45	/			
		1880.0	19.09	19.41	/			
		1860.0	19.11	19.27	/			
	1RB_0	1900.0	18.80	19.08	/			
		1880.0	18.72	19.04	/			
		1860.0	18.73	19.00	/			
	50RB_50	1900.0	19.10	19.06	/	**20.0**	**20.0**	**/**
		1880.0	19.07	19.06	/			
		1860.0	19.07	19.07	/			
	50RB_25	1900.0	19.12	19.17	/			
		1880.0	19.12	19.08	/			
		1860.0	19.06	18.99	/			
	50RB_0	1900.0	**19.20**	19.18	/			
		1880.0	19.13	19.02	/			
		1860.0	19.08	19.04	/			
	100RB_0	1900.0	19.15	19.16	/			
		1880.0	19.04	19.04	/			
		1860.0	19.01	19.01	/			

©Copyright. All rights reserved by SAICT

Ant.0 - Power Level A1/A2								
LTE Band 4			Actual output Power (dBm)			**Tune up**		
Band -width	RB No. / RB offset	Frequency (MHz)	Modulation			Modulation		
			QPSK	16QAM	64QAM	QPSK	16QAM	64QAM
1.4 MHz	1RB_5	1754.3	22.33	21.76	/	**23.5**	**22.5**	**/**
		1732.5	22.31	21.70	/			
		1710.7	22.41	21.71	/			
	1RB_3	1754.3	22.41	21.85	/			
		1732.5	22.45	21.75	/			
		1710.7	22.50	21.82	/			
	1RB_0	1754.3	22.35	21.74	/			
		1732.5	22.28	21.61	/			
		1710.7	22.41	21.70	/			
	3RB_3	1754.3	22.42	21.45	/			
		1732.5	22.40	21.46	/			
		1710.7	22.47	21.54	/			
	3RB_1	1754.3	22.51	21.54	/			
		1732.5	22.49	21.58	/			
		1710.7	22.54	21.59	/			
	3RB_0	1754.3	22.41	21.45	/			
		1732.5	22.44	21.51	/			
		1710.7	22.50	21.54	/			
	6RB_0	1754.3	21.43	20.53	/	**22.5**	**21.5**	**/**
		1732.5	21.46	20.59	/			
		1710.7	21.53	20.64	/			

©Copyright. All rights reserved by SAICT

Ant.0 - Power Level A1/A2								
LTE Band 4			Actual output Power (dBm)			**Tune up**		
Band -width	RB No. / RB offset	Frequency (MHz)	Modulation			Modulation		
			QPSK	16QAM	64QAM	QPSK	16QAM	64QAM
3 MHz	1RB_14	1753.5	22.40	21.64	/	**23.5**	**22.5**	**/**
		1732.5	22.37	21.67	/			
		1711.5	22.47	21.74	/			
	1RB_7	1753.5	22.46	21.83	/			
		1732.5	22.53	21.77	/			
		1711.5	22.59	21.85	/			
	1RB_0	1753.5	22.39	21.68	/			
		1732.5	22.39	21.64	/			
		1711.5	22.45	21.78	/			
	8RB_7	1753.5	21.41	20.47	/	**22.5**	**21.5**	**/**
		1732.5	21.39	20.48	/			
		1711.5	21.53	20.62	/			
	8RB_4	1753.5	21.50	20.53	/			
		1732.5	21.50	20.50	/			
		1711.5	21.57	20.63	/			
	8RB_0	1753.5	21.46	20.48	/			
		1732.5	21.43	20.50	/			
		1711.5	21.55	20.59	/			
	15RB_0	1753.5	21.44	20.47	/			
		1732.5	21.45	20.45	/			
		1711.5	21.56	20.56	/			

©Copyright. All rights reserved by SAICT

Ant.0 - Power Level A1/A2								
LTE Band 4			Actual output Power (dBm)			**Tune up**		
Band -width	RB No. / RB offset	Frequency (MHz)	Modulation			Modulation		
			QPSK	16QAM	64QAM	QPSK	16QAM	64QAM
5 MHz	1RB_24	1752.5	22.28	21.51	/	**23.5**	**22.5**	**/**
		1732.5	22.24	21.56	/			
		1712.5	22.35	21.61	/			
	1RB_12	1752.5	22.58	21.81	/			
		1732.5	22.59	21.70	/			
		1712.5	22.67	21.84	/			
	1RB_0	1752.5	22.30	21.66	/			
		1732.5	22.26	21.52	/			
		1712.5	22.35	21.63	/			
	12RB_13	1752.5	21.46	20.46	/	**22.5**	**21.5**	**/**
		1732.5	21.38	20.43	/			
		1712.5	21.53	20.50	/			
	12RB_6	1752.5	21.53	20.49	/			
		1732.5	21.53	20.54	/			
		1712.5	21.62	20.58	/			
	12RB_0	1752.5	21.51	20.42	/			
		1732.5	21.48	20.48	/			
		1712.5	21.51	20.49	/			
	25RB_0	1752.5	21.49	20.50	/			
		1732.5	21.41	20.45	/			
		1712.5	21.56	20.58	/			

©Copyright. All rights reserved by SAICT

Ant.0 - Power Level A1/A2								
LTE Band 4			Actual output Power (dBm)			**Tune up**		
Band -width	RB No. / RB offset	Frequency (MHz)	Modulation			Modulation		
			QPSK	16QAM	64QAM	QPSK	16QAM	64QAM
10 MHz	1RB_49	1750.0	22.40	21.74	/	**23.5**	**22.5**	**/**
		1732.5	22.40	21.72	/			
		1715.0	22.41	21.80	/			
	1RB_24	1750.0	22.50	21.94	/			
		1732.5	22.49	21.85	/			
		1715.0	22.58	21.85	/			
	1RB_0	1750.0	22.48	21.83	/			
		1732.5	22.44	21.78	/			
		1715.0	22.54	21.94	/			
	25RB_25	1750.0	21.57	20.54	/	**22.5**	**21.5**	**/**
		1732.5	21.45	20.47	/			
		1715.0	21.64	20.64	/			
	25RB_12	1750.0	21.57	20.59	/			
		1732.5	21.53	20.53	/			
		1715.0	21.59	20.59	/			
	25RB_0	1750.0	21.56	20.60	/			
		1732.5	21.57	20.61	/			
		1715.0	21.59	20.59	/			
	50RB_0	1750.0	21.53	20.54	/			
		1732.5	21.54	20.53	/			
		1715.0	21.58	20.62	/			

©Copyright. All rights reserved by SAICT

Ant.0 - Power Level A1/A2								
LTE Band 4			Actual output Power (dBm)			**Tune up**		
Band -width	RB No. / RB offset	Frequency (MHz)	Modulation			Modulation		
			QPSK	16QAM	64QAM	QPSK	16QAM	64QAM
15 MHz	1RB_74	1747.5	22.30	21.66	/	**23.5**	**22.5**	**/**
		1732.5	22.29	21.62	/			
		1717.5	22.29	21.61	/			
	1RB_37	1747.5	22.46	21.84	/			
		1732.5	22.47	21.84	/			
		1717.5	22.50	21.84	/			
	1RB_0	1747.5	22.39	21.76	/			
		1732.5	22.38	21.74	/			
		1717.5	22.42	21.82	/			
	36RB_38	1747.5	21.51	20.51	/	**22.5**	**21.5**	**/**
		1732.5	21.46	20.46	/			
		1717.5	21.51	20.53	/			
	36RB_19	1747.5	21.58	20.54	/			
		1732.5	21.55	20.49	/			
		1717.5	21.59	20.59	/			
	36RB_0	1747.5	21.63	20.60	/			
		1732.5	21.56	20.58	/			
		1717.5	21.59	20.56	/			
	75RB_0	1747.5	21.54	20.55	/			
		1732.5	21.53	20.52	/			
		1717.5	21.57	20.57	/			

©Copyright. All rights reserved by SAICT

Ant.0 - Power Level A1/A2								
LTE Band 4			Actual output Power (dBm)			**Tune up**		
Band -width	RB No. / RB offset	Frequency (MHz)	Modulation			Modulation		
			QPSK	16QAM	64QAM	QPSK	16QAM	64QAM
20 MHz	1RB_99	1745.0	22.13	21.39	/	**23.5**	**22.5**	**/**
		1732.5	22.08	21.43	/			
		1720.0	22.07	21.39	/			
	1RB_50	1745.0	**22.63**	21.84	/			
		1732.5	22.55	21.82	/			
		1720.0	22.54	21.80	/			
	1RB_0	1745.0	22.17	21.57	/			
		1732.5	22.20	21.58	/			
		1720.0	22.28	21.52	/			
	50RB_50	1745.0	21.55	20.50	/	**22.5**	**21.5**	**/**
		1732.5	21.40	20.40	/			
		1720.0	21.50	20.45	/			
	50RB_25	1745.0	21.54	20.56	/			
		1732.5	21.55	20.51	/			
		1720.0	21.60	20.60	/			
	50RB_0	1745.0	**21.64**	20.64	/			
		1732.5	21.64	20.61	/			
		1720.0	21.49	20.48	/			
	100RB_0	1745.0	21.55	20.58	/			
		1732.5	21.54	20.54	/			
		1720.0	21.51	20.49	/			

©Copyright. All rights reserved by SAICT

Ant.0 - Power Level B1								
LTE Band 4			Actual output Power (dBm)			**Tune up**		
Band -width	RB No. / RB offset	Frequency (MHz)	Modulation			Modulation		
			QPSK	16QAM	64QAM	QPSK	16QAM	64QAM
1.4 MHz	1RB_5	1754.3	20.88	21.19	/	**22.0**	**22.0**	**/**
		1732.5	20.89	21.21	/			
		1710.7	20.97	21.32	/			
	1RB_3	1754.3	21.00	21.28	/			
		1732.5	21.01	21.38	/			
		1710.7	21.09	21.37	/			
	1RB_0	1754.3	20.88	21.17	/			
		1732.5	20.84	21.22	/			
		1710.7	20.95	21.22	/			
	3RB_3	1754.3	21.00	20.97	/			
		1732.5	21.02	20.94	/			
		1710.7	21.08	21.07	/			
	3RB_1	1754.3	21.04	21.00	/			
		1732.5	21.04	21.08	/			
		1710.7	21.13	21.15	/			
	3RB_0	1754.3	21.01	20.91	/			
		1732.5	20.97	20.99	/			
		1710.7	21.11	21.08	/			
	6RB_0	1754.3	20.99	20.54	/	**22.0**	**21.5**	**/**
		1732.5	20.99	20.60	/			
		1710.7	21.08	20.63	/			

©Copyright. All rights reserved by SAICT

Ant.0 - Power Level B1								
LTE Band 4			Actual output Power (dBm)			**Tune up**		
Band -width	RB No. / RB offset	Frequency (MHz)	Modulation			Modulation		
			QPSK	16QAM	64QAM	QPSK	16QAM	64QAM
3 MHz	1RB_14	1753.5	20.93	21.23	/	**22.0**	**22.0**	**/**
		1732.5	20.93	21.30	/			
		1711.5	21.00	21.30	/			
	1RB_7	1753.5	21.25	21.42	/			
		1732.5	21.12	21.47	/			
		1711.5	21.25	21.51	/			
	1RB_0	1753.5	20.95	21.29	/			
		1732.5	20.93	21.33	/			
		1711.5	21.05	21.32	/			
	8RB_7	1753.5	20.97	20.54	/	**22.0**	**21.5**	**/**
		1732.5	20.95	20.56	/			
		1711.5	21.04	20.61	/			
	8RB_4	1753.5	21.03	20.60	/			
		1732.5	20.99	20.58	/			
		1711.5	21.06	20.66	/			
	8RB_0	1753.5	20.98	20.56	/			
		1732.5	20.97	20.55	/			
		1711.5	21.04	20.61	/			
	15RB_0	1753.5	20.97	20.46	/			
		1732.5	20.98	20.50	/			
		1711.5	21.05	20.60	/			

©Copyright. All rights reserved by SAICT

Ant.0 - Power Level B1								
LTE Band 4			Actual output Power (dBm)			**Tune up**		
Band -width	RB No. / RB offset	Frequency (MHz)	Modulation			Modulation		
			QPSK	16QAM	64QAM	QPSK	16QAM	64QAM
5 MHz	1RB_24	1752.5	20.87	21.11	/	**22.0**	**22.0**	**/**
		1732.5	20.80	21.16	/			
		1712.5	20.90	21.24	/			
	1RB_12	1752.5	21.11	21.46	/			
		1732.5	21.11	21.44	/			
		1712.5	21.21	21.56	/			
	1RB_0	1752.5	20.85	21.24	/			
		1732.5	20.80	21.15	/			
		1712.5	20.96	21.24	/			
	12RB_13	1752.5	20.97	20.45	/	**22.0**	**21.5**	**/**
		1732.5	20.94	20.43	/			
		1712.5	21.06	20.55	/			
	12RB_6	1752.5	21.00	20.49	/			
		1732.5	21.02	20.55	/			
		1712.5	21.09	20.55	/			
	12RB_0	1752.5	21.00	20.48	/			
		1732.5	20.97	20.46	/			
		1712.5	21.03	20.50	/			
	25RB_0	1752.5	21.00	20.47	/			
		1732.5	20.92	20.45	/			
		1712.5	21.07	20.57	/			

©Copyright. All rights reserved by SAICT

Ant.0 - Power Level B1								
LTE Band 4			Actual output Power (dBm)			**Tune up**		
Band -width	RB No. / RB offset	Frequency (MHz)	Modulation			Modulation		
			QPSK	16QAM	64QAM	QPSK	16QAM	64QAM
10 MHz	1RB_49	1750.0	20.92	21.21	/	**22.0**	**22.0**	**/**
		1732.5	20.91	21.23	/			
		1715.0	21.04	21.37	/			
	1RB_24	1750.0	21.06	21.33	/			
		1732.5	21.07	21.45	/			
		1715.0	21.15	21.49	/			
	1RB_0	1750.0	21.03	21.31	/			
		1732.5	20.97	21.37	/			
		1715.0	21.08	21.47	/			
	25RB_25	1750.0	21.06	20.54	/	**22.0**	**21.5**	**/**
		1732.5	20.99	20.46	/			
		1715.0	21.11	20.67	/			
	25RB_12	1750.0	21.02	20.58	/			
		1732.5	21.02	20.56	/			
		1715.0	21.12	20.64	/			
	25RB_0	1750.0	21.06	20.55	/			
		1732.5	21.10	20.60	/			
		1715.0	21.09	20.61	/			
	50RB_0	1750.0	21.08	20.60	/			
		1732.5	21.04	20.54	/			
		1715.0	21.12	20.63	/			

©Copyright. All rights reserved by SAICT

Ant.0 - Power Level B1								
LTE Band 4			Actual output Power (dBm)			**Tune up**		
Band -width	RB No. / RB offset	Frequency (MHz)	Modulation			Modulation		
			QPSK	16QAM	64QAM	QPSK	16QAM	64QAM
15 MHz	1RB_74	1747.5	20.86	21.05	/	**22.0**	**22.0**	**/**
		1732.5	20.81	21.09	/			
		1717.5	20.93	21.16	/			
	1RB_37	1747.5	21.03	21.22	/			
		1732.5	20.99	21.29	/			
		1717.5	21.05	21.34	/			
	1RB_0	1747.5	20.93	21.13	/			
		1732.5	20.92	21.21	/			
		1717.5	21.02	21.23	/			
	36RB_38	1747.5	21.09	20.50	/	**22.0**	**21.5**	**/**
		1732.5	20.99	20.47	/			
		1717.5	21.06	20.55	/			
	36RB_19	1747.5	21.04	20.52	/			
		1732.5	21.04	20.51	/			
		1717.5	21.11	20.57	/			
	36RB_0	1747.5	21.14	20.60	/			
		1732.5	21.09	20.57	/			
		1717.5	21.08	20.55	/			
	75RB_0	1747.5	21.05	20.54	/			
		1732.5	21.02	20.51	/			
		1717.5	21.04	20.53	/			

©Copyright. All rights reserved by SAICT

Ant.0 - Power Level B1								
LTE Band 4			Actual output Power (dBm)			**Tune up**		
Band -width	RB No. / RB offset	Frequency (MHz)	Modulation			Modulation		
			QPSK	16QAM	64QAM	QPSK	16QAM	64QAM
20 MHz	1RB_99	1745.0	20.70	20.99	/	**22.0**	**22.0**	**/**
		1732.5	20.63	20.98	/			
		1720.0	20.65	20.97	/			
	1RB_50	1745.0	**21.13**	21.50	/			
		1732.5	21.09	21.41	/			
		1720.0	21.12	21.47	/			
	1RB_0	1745.0	20.78	21.15	/			
		1732.5	20.78	21.06	/			
		1720.0	20.85	21.17	/			
	50RB_50	1745.0	21.04	20.50	/	**22.0**	**21.5**	**/**
		1732.5	20.87	20.42	/			
		1720.0	21.02	20.50	/			
	50RB_25	1745.0	21.07	20.58	/			
		1732.5	21.07	20.55	/			
		1720.0	21.07	20.61	/			
	50RB_0	1745.0	**21.14**	20.66	/			
		1732.5	21.13	20.61	/			
		1720.0	21.08	20.53	/			
	100RB_0	1745.0	21.08	20.60	/			
		1732.5	21.02	20.55	/			
		1720.0	21.02	20.51	/			

©Copyright. All rights reserved by SAICT

Ant.0 - Power Level B2								
LTE Band 4			Actual output Power (dBm)			**Tune up**		
Band -width	RB No. / RB offset	Frequency (MHz)	Modulation			Modulation		
			QPSK	16QAM	64QAM	QPSK	16QAM	64QAM
1.4 MHz	1RB_5	1754.3	19.90	20.24	/	**21.0**	**21.0**	**/**
		1732.5	19.94	20.22	/			
		1710.7	19.99	20.34	/			
	1RB_3	1754.3	19.98	20.37	/			
		1732.5	20.07	20.31	/			
		1710.7	20.13	20.37	/			
	1RB_0	1754.3	19.91	20.31	/			
		1732.5	19.91	20.25	/			
		1710.7	20.01	20.31	/			
	3RB_3	1754.3	19.97	20.07	/			
		1732.5	20.07	20.03	/			
		1710.7	20.12	20.08	/			
	3RB_1	1754.3	20.10	20.13	/			
		1732.5	19.94	20.06	/			
		1710.7	20.13	20.08	/			
	3RB_0	1754.3	20.00	20.11	/			
		1732.5	19.92	20.04	/			
		1710.7	20.07	20.05	/			
	6RB_0	1754.3	20.04	20.12	/	**21.0**	**21.0**	**/**
		1732.5	20.05	20.08	/			
		1710.7	20.05	20.16	/			

©Copyright. All rights reserved by SAICT

Ant.0 - Power Level B2								
LTE Band 4			Actual output Power (dBm)			**Tune up**		
Band -width	RB No. / RB offset	Frequency (MHz)	Modulation			Modulation		
			QPSK	16QAM	64QAM	QPSK	16QAM	64QAM
3 MHz	1RB_14	1753.5	19.94	20.24	/	**21.0**	**21.0**	**/**
		1732.5	19.97	20.29	/			
		1711.5	20.04	20.40	/			
	1RB_7	1753.5	20.08	20.37	/			
		1732.5	20.18	20.38	/			
		1711.5	20.10	20.41	/			
	1RB_0	1753.5	20.00	20.25	/			
		1732.5	19.97	20.31	/			
		1711.5	20.07	20.40	/			
	8RB_7	1753.5	19.98	20.05	/	**21.0**	**21.0**	**/**
		1732.5	20.00	20.06	/			
		1711.5	20.01	20.20	/			
	8RB_4	1753.5	20.03	20.05	/			
		1732.5	20.05	20.11	/			
		1711.5	20.10	20.21	/			
	8RB_0	1753.5	20.00	20.09	/			
		1732.5	20.01	20.05	/			
		1711.5	20.07	20.17	/			
	15RB_0	1753.5	19.99	20.02	/			
		1732.5	20.00	19.99	/			
		1711.5	20.05	20.08	/			

©Copyright. All rights reserved by SAICT

Ant.0 - Power Level B2								
LTE Band 4			Actual output Power (dBm)			**Tune up**		
Band -width	RB No. / RB offset	Frequency (MHz)	Modulation			Modulation		
			QPSK	16QAM	64QAM	QPSK	16QAM	64QAM
5 MHz	1RB_24	1752.5	19.83	20.23	/	**21.0**	**21.0**	**/**
		1732.5	19.84	20.13	/			
		1712.5	19.92	20.14	/			
	1RB_12	1752.5	20.13	20.54	/			
		1732.5	20.16	20.31	/			
		1712.5	20.20	20.35	/			
	1RB_0	1752.5	19.93	20.29	/			
		1732.5	19.86	20.17	/			
		1712.5	19.96	20.20	/			
	12RB_13	1752.5	19.93	19.98	/	**21.0**	**21.0**	**/**
		1732.5	19.97	19.96	/			
		1712.5	20.07	20.11	/			
	12RB_6	1752.5	20.05	20.02	/			
		1732.5	20.06	20.05	/			
		1712.5	20.12	20.13	/			
	12RB_0	1752.5	20.03	20.00	/			
		1732.5	20.00	20.02	/			
		1712.5	20.05	20.10	/			
	25RB_0	1752.5	19.99	20.07	/			
		1732.5	19.93	19.99	/			
		1712.5	20.09	20.10	/			

©Copyright. All rights reserved by SAICT

Ant.0 - Power Level B2								
LTE Band 4			Actual output Power (dBm)			**Tune up**		
Band -width	RB No. / RB offset	Frequency (MHz)	Modulation			Modulation		
			QPSK	16QAM	64QAM	QPSK	16QAM	64QAM
10 MHz	1RB_49	1750.0	20.01	20.32	/	**21.0**	**21.0**	**/**
		1732.5	19.95	20.29	/			
		1715.0	20.00	20.44	/			
	1RB_24	1750.0	20.11	20.43	/			
		1732.5	20.14	20.41	/			
		1715.0	20.19	20.42	/			
	1RB_0	1750.0	20.07	20.43	/			
		1732.5	20.03	20.28	/			
		1715.0	20.13	20.41	/			
	25RB_25	1750.0	20.04	20.12	/	**21.0**	**21.0**	**/**
		1732.5	19.99	19.94	/			
		1715.0	20.10	20.12	/			
	25RB_12	1750.0	20.07	20.15	/			
		1732.5	20.02	20.08	/			
		1715.0	20.12	20.10	/			
	25RB_0	1750.0	20.04	20.19	/			
		1732.5	20.07	20.10	/			
		1715.0	20.05	20.10	/			
	50RB_0	1750.0	20.08	20.13	/			
		1732.5	20.05	20.05	/			
		1715.0	20.09	20.14	/			

©Copyright. All rights reserved by SAICT

Ant.0 - Power Level B2								
LTE Band 4			Actual output Power (dBm)			**Tune up**		
Band -width	RB No. / RB offset	Frequency (MHz)	Modulation			Modulation		
			QPSK	16QAM	64QAM	QPSK	16QAM	64QAM
15 MHz	1RB_74	1747.5	19.71	20.21	/	**21.0**	**21.0**	**/**
		1732.5	19.84	20.19	/			
		1717.5	19.91	20.23	/			
	1RB_37	1747.5	20.05	20.29	/			
		1732.5	20.04	20.36	/			
		1717.5	20.10	20.46	/			
	1RB_0	1747.5	20.00	20.22	/			
		1732.5	19.92	20.26	/			
		1717.5	20.04	20.42	/			
	36RB_38	1747.5	20.07	20.10	/	**21.0**	**21.0**	**/**
		1732.5	20.02	19.98	/			
		1717.5	20.10	20.08	/			
	36RB_19	1747.5	20.10	20.08	/			
		1732.5	20.11	20.07	/			
		1717.5	20.11	20.09	/			
	36RB_0	1747.5	20.14	20.14	/			
		1732.5	20.11	20.07	/			
		1717.5	20.08	20.12	/			
	75RB_0	1747.5	20.12	20.14	/			
		1732.5	20.05	20.03	/			
		1717.5	20.14	20.12	/			

©Copyright. All rights reserved by SAICT

Ant.0 - Power Level B2								
LTE Band 4			Actual output Power (dBm)			**Tune up**		
Band -width	RB No. / RB offset	Frequency (MHz)	Modulation			Modulation		
			QPSK	16QAM	64QAM	QPSK	16QAM	64QAM
20 MHz	1RB_99	1745.0	19.72	20.10	/	**21.0**	**21.0**	**/**
		1732.5	19.69	20.06	/			
		1720.0	19.64	20.02	/			
	1RB_50	1745.0	**20.15**	20.55	/			
		1732.5	20.14	20.53	/			
		1720.0	20.13	20.52	/			
	1RB_0	1745.0	19.78	20.21	/			
		1732.5	19.81	20.20	/			
		1720.0	19.87	20.20	/			
	50RB_50	1745.0	20.07	20.07	/	**21.0**	**21.0**	**/**
		1732.5	19.91	19.99	/			
		1720.0	20.05	20.05	/			
	50RB_25	1745.0	20.07	20.15	/			
		1732.5	20.08	20.03	/			
		1720.0	20.13	20.14	/			
	50RB_0	1745.0	**20.23**	20.23	/			
		1732.5	20.14	20.18	/			
		1720.0	20.09	20.08	/			
	100RB_0	1745.0	20.10	20.13	/			
		1732.5	20.10	20.10	/			
		1720.0	20.04	20.06	/			

©Copyright. All rights reserved by SAICT

Ant.1 - Power Level A1								
LTE Band 4			Actual output Power (dBm)			**Tune up**		
Band -width	RB No. / RB offset	Frequency (MHz)	Modulation			Modulation		
			QPSK	16QAM	64QAM	QPSK	16QAM	64QAM
1.4 MHz	1RB_5	1754.3	19.42	19.69	/	**20.5**	**20.5**	**/**
		1732.5	19.40	19.78	/			
		1710.7	19.52	19.85	/			
	1RB_3	1754.3	19.51	19.86	/			
		1732.5	19.54	19.96	/			
		1710.7	19.62	19.99	/			
	1RB_0	1754.3	19.43	19.71	/			
		1732.5	19.45	19.77	/			
		1710.7	19.44	19.83	/			
	3RB_3	1754.3	19.51	19.51	/			
		1732.5	19.56	19.48	/			
		1710.7	19.58	19.66	/			
	3RB_1	1754.3	19.53	19.58	/			
		1732.5	19.57	19.61	/			
		1710.7	19.70	19.71	/			
	3RB_0	1754.3	19.50	19.52	/			
		1732.5	19.50	19.48	/			
		1710.7	19.60	19.62	/			
	6RB_0	1754.3	19.47	19.62	/	**20.5**	**20.5**	**/**
		1732.5	19.50	19.61	/			
		1710.7	19.62	19.68	/			

©Copyright. All rights reserved by SAICT

Ant.1 - Power Level A1								
LTE Band 4			Actual output Power (dBm)			**Tune up**		
Band -width	RB No. / RB offset	Frequency (MHz)	Modulation			Modulation		
			QPSK	16QAM	64QAM	QPSK	16QAM	64QAM
3 MHz	1RB_14	1753.5	19.45	19.79	/	**20.5**	**20.5**	**/**
		1732.5	19.42	19.82	/			
		1711.5	19.52	19.86	/			
	1RB_7	1753.5	19.67	19.92	/			
		1732.5	19.67	19.95	/			
		1711.5	19.69	20.02	/			
	1RB_0	1753.5	19.50	19.91	/			
		1732.5	19.50	19.79	/			
		1711.5	19.53	19.77	/			
	8RB_7	1753.5	19.48	19.59	/	**20.5**	**20.5**	**/**
		1732.5	19.49	19.63	/			
		1711.5	19.55	19.69	/			
	8RB_4	1753.5	19.53	19.63	/			
		1732.5	19.54	19.61	/			
		1711.5	19.60	19.68	/			
	8RB_0	1753.5	19.49	19.60	/			
		1732.5	19.49	19.64	/			
		1711.5	19.52	19.70	/			
	15RB_0	1753.5	19.51	19.55	/			
		1732.5	19.48	19.58	/			
		1711.5	19.56	19.64	/			

©Copyright. All rights reserved by SAICT

Ant.1 - Power Level A1								
LTE Band 4			Actual output Power (dBm)			**Tune up**		
Band -width	RB No. / RB offset	Frequency (MHz)	Modulation			Modulation		
			QPSK	16QAM	64QAM	QPSK	16QAM	64QAM
5 MHz	1RB_24	1752.5	19.35	19.73	/	**20.5**	**20.5**	**/**
		1732.5	19.36	19.73	/			
		1712.5	19.42	19.76	/			
	1RB_12	1752.5	19.74	19.95	/			
		1732.5	19.68	20.08	/			
		1712.5	19.68	20.00	/			
	1RB_0	1752.5	19.40	19.78	/			
		1732.5	19.36	19.68	/			
		1712.5	19.49	19.79	/			
	12RB_13	1752.5	19.45	19.48	/	**20.5**	**20.5**	**/**
		1732.5	19.44	19.45	/			
		1712.5	19.54	19.55	/			
	12RB_6	1752.5	19.58	19.53	/			
		1732.5	19.54	19.56	/			
		1712.5	19.64	19.61	/			
	12RB_0	1752.5	19.49	19.51	/			
		1732.5	19.45	19.48	/			
		1712.5	19.51	19.56	/			
	25RB_0	1752.5	19.51	19.55	/			
		1732.5	19.45	19.47	/			
		1712.5	19.56	19.56	/			

©Copyright. All rights reserved by SAICT

Ant.1 - Power Level A1								
LTE Band 4			Actual output Power (dBm)			**Tune up**		
Band -width	RB No. / RB offset	Frequency (MHz)	Modulation			Modulation		
			QPSK	16QAM	64QAM	QPSK	16QAM	64QAM
10 MHz	1RB_49	1750.0	19.62	19.75	/	**20.5**	**20.5**	**/**
		1732.5	19.43	19.84	/			
		1715.0	19.50	19.89	/			
	1RB_24	1750.0	19.60	19.97	/			
		1732.5	19.65	19.97	/			
		1715.0	19.68	20.03	/			
	1RB_0	1750.0	19.53	19.87	/			
		1732.5	19.52	19.84	/			
		1715.0	19.59	19.95	/			
	25RB_25	1750.0	19.46	19.58	/	**20.5**	**20.5**	**/**
		1732.5	19.51	19.50	/			
		1715.0	19.63	19.63	/			
	25RB_12	1750.0	19.60	19.59	/			
		1732.5	19.57	19.57	/			
		1715.0	19.65	19.62	/			
	25RB_0	1750.0	19.58	19.64	/			
		1732.5	19.57	19.59	/			
		1715.0	19.60	19.61	/			
	50RB_0	1750.0	19.57	19.64	/			
		1732.5	19.54	19.54	/			
		1715.0	19.61	19.60	/			

©Copyright. All rights reserved by SAICT

Ant.1 - Power Level A1								
LTE Band 4			Actual output Power (dBm)			**Tune up**		
Band -width	RB No. / RB offset	Frequency (MHz)	Modulation			Modulation		
			QPSK	16QAM	64QAM	QPSK	16QAM	64QAM
15 MHz	1RB_74	1747.5	19.40	19.71	/	**20.5**	**20.5**	**/**
		1732.5	19.40	19.64	/			
		1717.5	19.40	19.73	/			
	1RB_37	1747.5	19.51	19.82	/			
		1732.5	19.55	19.76	/			
		1717.5	19.57	19.88	/			
	1RB_0	1747.5	19.48	19.72	/			
		1732.5	19.47	19.70	/			
		1717.5	19.51	19.82	/			
	36RB_38	1747.5	19.55	19.56	/	**20.5**	**20.5**	**/**
		1732.5	19.54	19.53	/			
		1717.5	19.63	19.60	/			
	36RB_19	1747.5	19.61	19.57	/			
		1732.5	19.57	19.57	/			
		1717.5	19.64	19.59	/			
	36RB_0	1747.5	19.62	19.62	/			
		1732.5	19.64	19.59	/			
		1717.5	19.64	19.61	/			
	75RB_0	1747.5	19.57	19.65	/			
		1732.5	19.56	19.56	/			
		1717.5	19.61	19.59	/			

©Copyright. All rights reserved by SAICT

Ant.1 - Power Level A1								
LTE Band 4			Actual output Power (dBm)			**Tune up**		
Band -width	RB No. / RB offset	Frequency (MHz)	Modulation			Modulation		
			QPSK	16QAM	64QAM	QPSK	16QAM	64QAM
20 MHz	1RB_99	1745.0	19.22	19.51	/	**20.5**	**20.5**	**/**
		1732.5	19.19	19.51	/			
		1720.0	19.19	19.61	/			
	1RB_50	1745.0	**19.69**	20.00	/			
		1732.5	19.56	20.04	/			
		1720.0	19.65	20.04	/			
	1RB_0	1745.0	19.33	19.63	/			
		1732.5	19.32	19.70	/			
		1720.0	19.36	19.75	/			
	50RB_50	1745.0	19.50	19.54	/	**20.5**	**20.5**	**/**
		1732.5	19.40	19.43	/			
		1720.0	19.53	19.54	/			
	50RB_25	1745.0	19.59	19.64	/			
		1732.5	19.57	19.62	/			
		1720.0	19.59	19.64	/			
	50RB_0	1745.0	**19.65**	19.70	/			
		1732.5	19.62	19.65	/			
		1720.0	19.60	19.59	/			
	100RB_0	1745.0	19.63	19.63	/			
		1732.5	19.57	19.60	/			
		1720.0	19.55	19.55	/			

©Copyright. All rights reserved by SAICT

Ant.1 - Power Level A2								
LTE Band 4			Actual output Power (dBm)			**Tune up**		
Band -width	RB No. / RB offset	Frequency (MHz)	Modulation			Modulation		
			QPSK	16QAM	64QAM	QPSK	16QAM	64QAM
1.4 MHz	1RB_5	1754.3	18.41	18.72	/	**19.5**	**19.5**	**/**
		1732.5	18.43	18.75	/			
		1710.7	18.48	18.90	/			
	1RB_3	1754.3	18.57	18.93	/			
		1732.5	18.58	18.87	/			
		1710.7	18.62	19.04	/			
	1RB_0	1754.3	18.43	18.75	/			
		1732.5	18.42	18.77	/			
		1710.7	18.51	18.90	/			
	3RB_3	1754.3	18.54	18.50	/			
		1732.5	18.50	18.51	/			
		1710.7	18.55	18.57	/			
	3RB_1	1754.3	18.56	18.61	/			
		1732.5	18.53	18.48	/			
		1710.7	18.64	18.62	/			
	3RB_0	1754.3	18.54	18.56	/			
		1732.5	18.53	18.50	/			
		1710.7	18.61	18.54	/			
	6RB_0	1754.3	18.51	18.62	/	**19.5**	**19.5**	**/**
		1732.5	18.53	18.60	/			
		1710.7	18.60	18.73	/			

©Copyright. All rights reserved by SAICT

Ant.1 - Power Level A2								
LTE Band 4			Actual output Power (dBm)			**Tune up**		
Band -width	RB No. / RB offset	Frequency (MHz)	Modulation			Modulation		
			QPSK	16QAM	64QAM	QPSK	16QAM	64QAM
3 MHz	1RB_14	1753.5	18.51	18.78	/	**19.5**	**19.5**	**/**
		1732.5	18.50	18.89	/			
		1711.5	18.53	18.90	/			
	1RB_7	1753.5	18.68	18.98	/			
		1732.5	18.60	19.05	/			
		1711.5	18.80	19.12	/			
	1RB_0	1753.5	18.50	18.81	/			
		1732.5	18.50	18.92	/			
		1711.5	18.56	18.89	/			
	8RB_7	1753.5	18.53	18.57	/	**19.5**	**19.5**	**/**
		1732.5	18.50	18.60	/			
		1711.5	18.58	18.63	/			
	8RB_4	1753.5	18.53	18.63	/			
		1732.5	18.55	18.59	/			
		1711.5	18.60	18.68	/			
	8RB_0	1753.5	18.51	18.59	/			
		1732.5	18.50	18.58	/			
		1711.5	18.56	18.66	/			
	15RB_0	1753.5	18.51	18.52	/			
		1732.5	18.51	18.52	/			
		1711.5	18.57	18.64	/			

©Copyright. All rights reserved by SAICT

Ant.1 - Power Level A2								
LTE Band 4			Actual output Power (dBm)			**Tune up**		
Band -width	RB No. / RB offset	Frequency (MHz)	Modulation			Modulation		
			QPSK	16QAM	64QAM	QPSK	16QAM	64QAM
5 MHz	1RB_24	1752.5	18.37	18.60	/	**19.5**	**19.5**	**/**
		1732.5	18.33	18.62	/			
		1712.5	18.44	18.69	/			
	1RB_12	1752.5	18.70	19.04	/			
		1732.5	18.60	18.84	/			
		1712.5	18.77	18.97	/			
	1RB_0	1752.5	18.42	18.70	/			
		1732.5	18.36	18.64	/			
		1712.5	18.46	18.75	/			
	12RB_13	1752.5	18.46	18.47	/	**19.5**	**19.5**	**/**
		1732.5	18.47	18.46	/			
		1712.5	18.57	18.52	/			
	12RB_6	1752.5	18.56	18.56	/			
		1732.5	18.60	18.56	/			
		1712.5	18.59	18.60	/			
	12RB_0	1752.5	18.54	18.52	/			
		1732.5	18.48	18.48	/			
		1712.5	18.53	18.57	/			
	25RB_0	1752.5	18.55	18.47	/			
		1732.5	18.48	18.49	/			
		1712.5	18.57	18.60	/			

©Copyright. All rights reserved by SAICT

Ant.1 - Power Level A2								
LTE Band 4			Actual output Power (dBm)			**Tune up**		
Band -width	RB No. / RB offset	Frequency (MHz)	Modulation			Modulation		
			QPSK	16QAM	64QAM	QPSK	16QAM	64QAM
10 MHz	1RB_49	1750.0	18.48	18.97	/	**19.5**	**19.5**	**/**
		1732.5	18.49	18.86	/			
		1715.0	18.55	18.89	/			
	1RB_24	1750.0	18.62	18.98	/			
		1732.5	18.64	18.96	/			
		1715.0	18.68	19.05	/			
	1RB_0	1750.0	18.56	18.87	/			
		1732.5	18.53	18.89	/			
		1715.0	18.61	19.00	/			
	25RB_25	1750.0	18.55	18.56	/	**19.5**	**19.5**	**/**
		1732.5	18.50	18.56	/			
		1715.0	18.62	18.67	/			
	25RB_12	1750.0	18.62	18.61	/			
		1732.5	18.56	18.59	/			
		1715.0	18.63	18.69	/			
	25RB_0	1750.0	18.61	18.66	/			
		1732.5	18.58	18.60	/			
		1715.0	18.57	18.62	/			
	50RB_0	1750.0	18.58	18.61	/			
		1732.5	18.53	18.54	/			
		1715.0	18.60	18.64	/			

©Copyright. All rights reserved by SAICT

Ant.1 - Power Level A2								
LTE Band 4			Actual output Power (dBm)			**Tune up**		
Band -width	RB No. / RB offset	Frequency (MHz)	Modulation			Modulation		
			QPSK	16QAM	64QAM	QPSK	16QAM	64QAM
15 MHz	1RB_74	1747.5	18.38	18.75	/	**19.5**	**19.5**	**/**
		1732.5	18.41	18.77	/			
		1717.5	18.45	18.75	/			
	1RB_37	1747.5	18.58	18.94	/			
		1732.5	18.59	19.01	/			
		1717.5	18.58	18.94	/			
	1RB_0	1747.5	18.49	18.88	/			
		1732.5	18.51	18.91	/			
		1717.5	18.50	18.83	/			
	36RB_38	1747.5	18.56	18.56	/	**19.5**	**19.5**	**/**
		1732.5	18.56	18.57	/			
		1717.5	18.64	18.59	/			
	36RB_19	1747.5	18.62	18.61	/			
		1732.5	18.59	18.59	/			
		1717.5	18.65	18.65	/			
	36RB_0	1747.5	18.68	18.68	/			
		1732.5	18.63	18.63	/			
		1717.5	18.63	18.59	/			
	75RB_0	1747.5	18.57	18.61	/			
		1732.5	18.54	18.60	/			
		1717.5	18.63	18.64	/			

©Copyright. All rights reserved by SAICT

Ant.1 - Power Level A2								
LTE Band 4			Actual output Power (dBm)			**Tune up**		
Band -width	RB No. / RB offset	Frequency (MHz)	Modulation			Modulation		
			QPSK	16QAM	64QAM	QPSK	16QAM	64QAM
20 MHz	1RB_99	1745.0	18.23	18.50	/	**19.5**	**19.5**	**/**
		1732.5	18.25	18.55	/			
		1720.0	18.22	18.49	/			
	1RB_50	1745.0	**18.64**	18.96	/			
		1732.5	18.63	18.99	/			
		1720.0	18.64	18.95	/			
	1RB_0	1745.0	18.34	18.65	/			
		1732.5	18.35	18.61	/			
		1720.0	18.36	18.69	/			
	50RB_50	1745.0	18.52	18.52	/	**19.5**	**19.5**	**/**
		1732.5	18.47	18.46	/			
		1720.0	18.55	18.57	/			
	50RB_25	1745.0	18.64	18.62	/			
		1732.5	18.59	18.62	/			
		1720.0	18.68	18.66	/			
	50RB_0	1745.0	**18.70**	18.70	/			
		1732.5	18.65	18.68	/			
		1720.0	18.69	18.65	/			
	100RB_0	1745.0	18.65	18.64	/			
		1732.5	18.52	18.61	/			
		1720.0	18.62	18.60	/			

©Copyright. All rights reserved by SAICT

Ant.1 - Power Level B1								
LTE Band 4			Actual output Power (dBm)			**Tune up**		
Band -width	RB No. / RB offset	Frequency (MHz)	Modulation			Modulation		
			QPSK	16QAM	64QAM	QPSK	16QAM	64QAM
1.4 MHz	1RB_5	1754.3	20.96	21.30	/	**22.0**	**22.0**	**/**
		1732.5	20.99	21.35	/			
		1710.7	21.03	21.42	/			
	1RB_3	1754.3	21.08	21.37	/			
		1732.5	21.13	21.51	/			
		1710.7	21.15	21.45	/			
	1RB_0	1754.3	20.97	21.27	/			
		1732.5	20.94	21.34	/			
		1710.7	21.00	21.34	/			
	3RB_3	1754.3	21.10	21.00	/			
		1732.5	21.13	21.05	/			
		1710.7	21.12	21.14	/			
	3RB_1	1754.3	21.08	21.06	/			
		1732.5	21.11	21.08	/			
		1710.7	21.20	21.16	/			
	3RB_0	1754.3	21.04	21.03	/			
		1732.5	21.07	21.06	/			
		1710.7	21.10	21.15	/			
	6RB_0	1754.3	21.02	20.61	/	**22.0**	**21.5**	**/**
		1732.5	21.06	20.69	/			
		1710.7	21.17	20.78	/			

©Copyright. All rights reserved by SAICT

Ant.1 - Power Level B1								
LTE Band 4			Actual output Power (dBm)			**Tune up**		
Band -width	RB No. / RB offset	Frequency (MHz)	Modulation			Modulation		
			QPSK	16QAM	64QAM	QPSK	16QAM	64QAM
3 MHz	1RB_14	1753.5	21.00	21.40	/	**22.0**	**22.0**	**/**
		1732.5	21.04	21.35	/			
		1711.5	21.09	21.44	/			
	1RB_7	1753.5	21.15	21.51	/			
		1732.5	21.20	21.50	/			
		1711.5	21.27	21.49	/			
	1RB_0	1753.5	21.04	21.40	/			
		1732.5	21.04	21.39	/			
		1711.5	21.11	21.38	/			
	8RB_7	1753.5	21.03	20.57	/	**22.0**	**21.5**	**/**
		1732.5	21.05	20.60	/			
		1711.5	21.12	20.68	/			
	8RB_4	1753.5	21.07	20.60	/			
		1732.5	21.08	20.61	/			
		1711.5	21.14	20.75	/			
	8RB_0	1753.5	21.04	20.61	/			
		1732.5	21.07	20.67	/			
		1711.5	21.11	20.71	/			
	15RB_0	1753.5	21.02	20.55	/			
		1732.5	21.02	20.61	/			
		1711.5	21.09	20.70	/			

©Copyright. All rights reserved by SAICT

Ant.1 - Power Level B1								
LTE Band 4			Actual output Power (dBm)			**Tune up**		
Band -width	RB No. / RB offset	Frequency (MHz)	Modulation			Modulation		
			QPSK	16QAM	64QAM	QPSK	16QAM	64QAM
5 MHz	1RB_24	1752.5	20.88	21.18	/	**22.0**	**22.0**	**/**
		1732.5	20.89	21.17	/			
		1712.5	20.99	21.26	/			
	1RB_12	1752.5	21.25	21.37	/			
		1732.5	21.10	21.52	/			
		1712.5	21.25	21.50	/			
	1RB_0	1752.5	20.95	21.16	/			
		1732.5	20.91	21.18	/			
		1712.5	21.01	21.31	/			
	12RB_13	1752.5	21.08	20.53	/	**22.0**	**21.5**	**/**
		1732.5	20.95	20.52	/			
		1712.5	21.13	20.63	/			
	12RB_6	1752.5	21.14	20.64	/			
		1732.5	21.09	20.56	/			
		1712.5	21.17	20.66	/			
	12RB_0	1752.5	21.05	20.56	/			
		1732.5	21.04	20.52	/			
		1712.5	21.12	20.60	/			
	25RB_0	1752.5	21.07	20.59	/			
		1732.5	20.99	20.54	/			
		1712.5	21.12	20.63	/			

©Copyright. All rights reserved by SAICT

Ant.1 - Power Level B1								
LTE Band 4			Actual output Power (dBm)			**Tune up**		
Band -width	RB No. / RB offset	Frequency (MHz)	Modulation			Modulation		
			QPSK	16QAM	64QAM	QPSK	16QAM	64QAM
10 MHz	1RB_49	1750.0	21.03	21.36	/	**22.0**	**22.0**	**/**
		1732.5	21.03	21.33	/			
		1715.0	21.06	21.37	/			
	1RB_24	1750.0	21.21	21.37	/			
		1732.5	21.13	21.49	/			
		1715.0	21.22	21.49	/			
	1RB_0	1750.0	21.11	21.43	/			
		1732.5	21.08	21.35	/			
		1715.0	21.14	21.41	/			
	25RB_25	1750.0	21.16	20.58	/	**22.0**	**21.5**	**/**
		1732.5	21.11	20.61	/			
		1715.0	21.24	20.71	/			
	25RB_12	1750.0	21.14	20.64	/			
		1732.5	21.08	20.58	/			
		1715.0	21.20	20.70	/			
	25RB_0	1750.0	21.13	20.66	/			
		1732.5	21.13	20.59	/			
		1715.0	21.15	20.62	/			
	50RB_0	1750.0	21.12	20.66	/			
		1732.5	21.06	20.64	/			
		1715.0	21.22	20.69	/			

©Copyright. All rights reserved by SAICT

Ant.1 - Power Level B1								
LTE Band 4			Actual output Power (dBm)			**Tune up**		
Band -width	RB No. / RB offset	Frequency (MHz)	Modulation			Modulation		
			QPSK	16QAM	64QAM	QPSK	16QAM	64QAM
15 MHz	1RB_74	1747.5	20.95	21.28	/	**22.0**	**22.0**	**/**
		1732.5	20.92	21.25	/			
		1717.5	20.95	21.27	/			
	1RB_37	1747.5	21.12	21.48	/			
		1732.5	21.07	21.39	/			
		1717.5	21.14	21.43	/			
	1RB_0	1747.5	21.03	21.44	/			
		1732.5	21.02	21.29	/			
		1717.5	21.06	21.36	/			
	36RB_38	1747.5	21.13	20.62	/	**22.0**	**21.5**	**/**
		1732.5	21.12	20.57	/			
		1717.5	21.12	20.63	/			
	36RB_19	1747.5	21.15	20.65	/			
		1732.5	21.10	20.62	/			
		1717.5	21.17	20.66	/			
	36RB_0	1747.5	21.20	20.69	/			
		1732.5	21.17	20.61	/			
		1717.5	21.19	20.63	/			
	75RB_0	1747.5	21.13	20.65	/			
		1732.5	21.09	20.66	/			
		1717.5	21.14	20.67	/			

©Copyright. All rights reserved by SAICT

Ant.1 - Power Level B1								
LTE Band 4			Actual output Power (dBm)			**Tune up**		
Band -width	RB No. / RB offset	Frequency (MHz)	Modulation			Modulation		
			QPSK	16QAM	64QAM	QPSK	16QAM	64QAM
20 MHz	1RB_99	1745.0	20.75	21.07	/	**22.0**	**22.0**	**/**
		1732.5	20.72	20.94	/			
		1720.0	20.74	21.06	/			
	1RB_50	1745.0	**21.21**	21.46	/			
		1732.5	21.16	21.41	/			
		1720.0	21.10	21.44	/			
	1RB_0	1745.0	20.83	21.11	/			
		1732.5	20.86	21.05	/			
		1720.0	20.89	21.19	/			
	50RB_50	1745.0	21.08	20.58	/	**22.0**	**21.5**	**/**
		1732.5	21.01	20.49	/			
		1720.0	21.10	20.62	/			
	50RB_25	1745.0	21.17	20.67	/			
		1732.5	21.08	20.64	/			
		1720.0	21.13	20.64	/			
	50RB_0	1745.0	**21.19**	20.69	/			
		1732.5	21.16	20.68	/			
		1720.0	21.14	20.62	/			
	100RB_0	1745.0	21.16	20.66	/			
		1732.5	21.10	20.60	/			
		1720.0	21.08	20.59	/			

©Copyright. All rights reserved by SAICT

Ant.1 - Power Level B2								
LTE Band 4			Actual output Power (dBm)			**Tune up**		
Band -width	RB No. / RB offset	Frequency (MHz)	Modulation			Modulation		
			QPSK	16QAM	64QAM	QPSK	16QAM	64QAM
1.4 MHz	1RB_5	1754.3	19.91	20.23	/	**21.0**	**21.0**	**/**
		1732.5	19.92	20.20	/			
		1710.7	20.00	20.27	/			
	1RB_3	1754.3	20.15	20.42	/			
		1732.5	20.10	20.28	/			
		1710.7	20.13	20.44	/			
	1RB_0	1754.3	19.92	20.24	/			
		1732.5	19.92	20.20	/			
		1710.7	20.02	20.30	/			
	3RB_3	1754.3	20.01	19.99	/			
		1732.5	20.03	20.05	/			
		1710.7	20.06	20.14	/			
	3RB_1	1754.3	20.04	20.11	/			
		1732.5	20.05	20.14	/			
		1710.7	20.06	20.16	/			
	3RB_0	1754.3	20.02	20.03	/			
		1732.5	19.99	20.02	/			
		1710.7	20.05	20.15	/			
	6RB_0	1754.3	20.05	20.13	/	**21.0**	**21.0**	**/**
		1732.5	20.04	20.16	/			
		1710.7	20.10	20.17	/			

©Copyright. All rights reserved by SAICT

Ant.1 - Power Level B2								
LTE Band 4			Actual output Power (dBm)			**Tune up**		
Band -width	RB No. / RB offset	Frequency (MHz)	Modulation			Modulation		
			QPSK	16QAM	64QAM	QPSK	16QAM	64QAM
3 MHz	1RB_14	1753.5	19.95	20.27	/	**21.0**	**21.0**	**/**
		1732.5	19.99	20.31	/			
		1711.5	20.04	20.33	/			
	1RB_7	1753.5	20.18	20.50	/			
		1732.5	20.15	20.48	/			
		1711.5	20.15	20.41	/			
	1RB_0	1753.5	19.97	20.32	/			
		1732.5	19.99	20.34	/			
		1711.5	20.03	20.39	/			
	8RB_7	1753.5	20.00	20.05	/	**21.0**	**21.0**	**/**
		1732.5	20.00	20.09	/			
		1711.5	20.05	20.18	/			
	8RB_4	1753.5	19.99	20.06	/			
		1732.5	20.05	20.13	/			
		1711.5	20.11	20.19	/			
	8RB_0	1753.5	20.02	20.11	/			
		1732.5	20.01	20.13	/			
		1711.5	20.05	20.18	/			
	15RB_0	1753.5	19.96	20.05	/			
		1732.5	19.99	20.01	/			
		1711.5	20.08	20.09	/			

©Copyright. All rights reserved by SAICT

Ant.1 - Power Level B2								
LTE Band 4			Actual output Power (dBm)			**Tune up**		
Band -width	RB No. / RB offset	Frequency (MHz)	Modulation			Modulation		
			QPSK	16QAM	64QAM	QPSK	16QAM	64QAM
5 MHz	1RB_24	1752.5	19.82	20.11	/	**21.0**	**21.0**	**/**
		1732.5	19.86	20.16	/			
		1712.5	19.89	20.24	/			
	1RB_12	1752.5	20.06	20.37	/			
		1732.5	20.16	20.35	/			
		1712.5	20.21	20.35	/			
	1RB_0	1752.5	19.87	20.23	/			
		1732.5	19.89	20.17	/			
		1712.5	19.94	20.29	/			
	12RB_13	1752.5	20.04	19.97	/	**21.0**	**21.0**	**/**
		1732.5	19.97	20.01	/			
		1712.5	20.04	20.11	/			
	12RB_6	1752.5	20.05	20.06	/			
		1732.5	20.05	20.07	/			
		1712.5	20.10	20.13	/			
	12RB_0	1752.5	20.05	20.03	/			
		1732.5	19.98	20.00	/			
		1712.5	20.04	20.06	/			
	25RB_0	1752.5	20.07	20.06	/			
		1732.5	19.97	20.03	/			
		1712.5	20.03	20.10	/			

©Copyright. All rights reserved by SAICT

Ant.1 - Power Level B2								
LTE Band 4			Actual output Power (dBm)			**Tune up**		
Band -width	RB No. / RB offset	Frequency (MHz)	Modulation			Modulation		
			QPSK	16QAM	64QAM	QPSK	16QAM	64QAM
10 MHz	1RB_49	1750.0	19.97	20.27	/	**21.0**	**21.0**	**/**
		1732.5	19.89	20.27	/			
		1715.0	19.97	20.23	/			
	1RB_24	1750.0	20.17	20.48	/			
		1732.5	20.14	20.39	/			
		1715.0	20.17	20.38	/			
	1RB_0	1750.0	20.09	20.35	/			
		1732.5	20.06	20.31	/			
		1715.0	20.12	20.36	/			
	25RB_25	1750.0	20.04	20.12	/	**21.0**	**21.0**	**/**
		1732.5	19.99	20.08	/			
		1715.0	20.08	20.21	/			
	25RB_12	1750.0	20.07	20.13	/			
		1732.5	20.07	20.07	/			
		1715.0	20.14	20.12	/			
	25RB_0	1750.0	20.14	20.13	/			
		1732.5	20.10	20.13	/			
		1715.0	20.07	20.12	/			
	50RB_0	1750.0	20.10	20.14	/			
		1732.5	20.03	20.10	/			
		1715.0	20.05	20.16	/			

©Copyright. All rights reserved by SAICT

Ant.1 - Power Level B2								
LTE Band 4			Actual output Power (dBm)			**Tune up**		
Band -width	RB No. / RB offset	Frequency (MHz)	Modulation			Modulation		
			QPSK	16QAM	64QAM	QPSK	16QAM	64QAM
15 MHz	1RB_74	1747.5	19.88	20.21	/	**21.0**	**21.0**	**/**
		1732.5	19.72	20.21	/			
		1717.5	19.91	20.38	/			
	1RB_37	1747.5	20.05	20.34	/			
		1732.5	20.04	20.37	/			
		1717.5	20.10	20.43	/			
	1RB_0	1747.5	20.00	20.24	/			
		1732.5	19.99	20.27	/			
		1717.5	20.03	20.40	/			
	36RB_38	1747.5	20.11	20.09	/	**21.0**	**21.0**	**/**
		1732.5	20.02	20.03	/			
		1717.5	20.12	20.12	/			
	36RB_19	1747.5	20.09	20.10	/			
		1732.5	20.07	20.04	/			
		1717.5	20.15	20.12	/			
	36RB_0	1747.5	20.13	20.12	/			
		1732.5	20.11	20.08	/			
		1717.5	20.11	20.15	/			
	75RB_0	1747.5	20.13	20.10	/			
		1732.5	20.02	20.03	/			
		1717.5	20.07	20.16	/			

©Copyright. All rights reserved by SAICT

Ant.1 - Power Level B2								
LTE Band 4			Actual output Power (dBm)			**Tune up**		
Band -width	RB No. / RB offset	Frequency (MHz)	Modulation			Modulation		
			QPSK	16QAM	64QAM	QPSK	16QAM	64QAM
20 MHz	1RB_99	1745.0	19.71	19.95	/	**21.0**	**21.0**	**/**
		1732.5	19.70	20.08	/			
		1720.0	19.66	20.09	/			
	1RB_50	1745.0	**20.15**	20.31	/			
		1732.5	20.13	20.49	/			
		1720.0	20.07	20.55	/			
	1RB_0	1745.0	19.81	20.03	/			
		1732.5	19.77	20.21	/			
		1720.0	19.80	20.24	/			
	50RB_50	1745.0	20.04	20.07	/	**21.0**	**21.0**	**/**
		1732.5	19.96	19.98	/			
		1720.0	20.04	20.08	/			
	50RB_25	1745.0	20.12	20.15	/			
		1732.5	20.08	20.10	/			
		1720.0	20.09	20.13	/			
	50RB_0	1745.0	**20.21**	20.19	/			
		1732.5	20.13	20.13	/			
		1720.0	20.10	20.07	/			
	100RB_0	1745.0	20.15	20.10	/			
		1732.5	20.07	20.08	/			
		1720.0	20.06	20.05	/			

©Copyright. All rights reserved by SAICT

Ant.0 - Power Level A1/A2/B1/B2								
LTE Band 5			Actual output Power (dBm)			Tune up		
Band -width	RB No. / RB offset	Frequency (MHz)	Modulation			Modulation		
			QPSK	16QAM	64QAM	QPSK	16QAM	64QAM
1.4 MHz	1RB_5	848.3	23.07	22.44	/	24.5	23.5	/
		836.5	23.09	22.55	/			
		824.7	23.06	22.40	/			
	1RB_3	848.3	23.23	22.52	/			
		836.5	23.28	22.65	/			
		824.7	23.17	22.54	/			
	1RB_0	848.3	23.05	22.38	/			
		836.5	23.10	22.53	/			
		824.7	23.00	22.33	/			
	3RB_3	848.3	23.20	22.17	/			
		836.5	23.21	22.21	/			
		824.7	23.15	22.19	/			
	3RB_1	848.3	23.25	22.20	/			
		836.5	23.29	22.24	/			
		824.7	23.19	22.23	/			
	3RB_0	848.3	23.15	22.18	/			
		836.5	23.16	22.24	/			
		824.7	23.09	22.20	/			
	6RB_0	848.3	22.23	21.36	/	23.5	22.5	/
		836.5	22.17	21.38	/			
		824.7	22.13	21.29	/			

©Copyright. All rights reserved by SAICT

Ant.0 - Power Level A1/A2/B1/B2								
LTE Band 5			Actual output Power (dBm)			**Tune up**		
Band -width	RB No. / RB offset	Frequency (MHz)	Modulation			Modulation		
			QPSK	16QAM	64QAM	QPSK	16QAM	64QAM
3 MHz	1RB_14	847.5	23.18	22.41	/	**24.5**	**23.5**	**/**
		836.5	23.21	22.47	/			
		825.5	23.18	22.46	/			
	1RB_7	847.5	23.27	22.58	/			
		836.5	23.29	22.66	/			
		825.5	23.24	22.53	/			
	1RB_0	847.5	23.18	22.37	/			
		836.5	23.15	22.45	/			
		825.5	23.12	22.36	/			
	8RB_7	847.5	22.23	21.35	/	**23.5**	**22.5**	**/**
		836.5	22.22	21.35	/			
		825.5	22.15	21.28	/			
	8RB_4	847.5	22.24	21.38	/			
		836.5	22.27	21.38	/			
		825.5	22.16	21.34	/			
	8RB_0	847.5	22.22	21.35	/			
		836.5	22.17	21.32	/			
		825.5	22.15	21.25	/			
	15RB_0	847.5	22.20	21.36	/			
		836.5	22.24	21.31	/			
		825.5	22.11	21.17	/			

©Copyright. All rights reserved by SAICT

Ant.0 - Power Level A1/A2/B1/B2								
LTE Band 5			Actual output Power (dBm)			Tune up		
Band -width	RB No. / RB offset	Frequency (MHz)	Modulation			Modulation		
			QPSK	16QAM	64QAM	QPSK	16QAM	64QAM
5 MHz	1RB_24	846.5	23.09	22.43	/	24.5	23.5	/
		836.5	23.09	22.49	/			
		826.5	23.10	22.52	/			
	1RB_12	846.5	23.38	22.66	/			
		836.5	23.41	22.79	/			
		826.5	23.31	22.51	/			
	1RB_0	846.5	23.09	22.46	/			
		836.5	23.12	22.49	/			
		826.5	23.05	22.32	/			
	12RB_13	846.5	22.25	21.27	/	23.5	22.5	/
		836.5	22.28	21.31	/			
		826.5	22.26	21.26	/			
	12RB_6	846.5	22.32	21.35	/			
		836.5	22.32	21.37	/			
		826.5	22.19	21.28	/			
	12RB_0	846.5	22.31	21.33	/			
		836.5	22.24	21.24	/			
		826.5	22.15	21.22	/			
	25RB_0	846.5	22.24	21.32	/			
		836.5	22.28	21.34	/			
		826.5	22.15	21.26	/			

©Copyright. All rights reserved by SAICT

Ant.0 - Power Level A1/A2/B1/B2								
LTE Band 5			Actual output Power (dBm)			**Tune up**		
Band -width	RB No. / RB offset	Frequency (MHz)	Modulation			Modulation		
			QPSK	16QAM	64QAM	QPSK	16QAM	64QAM
10 MHz	1RB_49	844.0	23.22	22.52	/	**24.5**	**23.5**	**/**
		836.5	23.24	22.55	/			
		829.0	23.23	22.59	/			
	1RB_24	844.0	23.26	22.68	/			
		836.5	23.31	22.64	/			
		829.0	**23.33**	22.59	/			
	1RB_0	844.0	23.14	22.62	/			
		836.5	23.18	22.50	/			
		829.0	23.12	22.44	/			
	25RB_25	844.0	22.21	21.32	/	**23.5**	**22.5**	**/**
		836.5	22.28	21.38	/			
		829.0	**22.29**	21.36	/			
	25RB_12	844.0	22.26	21.38	/			
		836.5	22.27	21.38	/			
		829.0	22.21	21.29	/			
	25RB_0	844.0	22.25	21.38	/			
		836.5	22.22	21.33	/			
		829.0	22.22	21.25	/			
	50RB_0	844.0	22.24	21.31	/			
		836.5	22.26	21.40	/			
		829.0	22.20	21.25	/			

©Copyright. All rights reserved by SAICT

Ant.1 - Power Level A1								
LTE Band 5			Actual output Power (dBm)			**Tune up**		
Band -width	RB No. / RB offset	Frequency (MHz)	Modulation			Modulation		
			QPSK	16QAM	64QAM	QPSK	16QAM	64QAM
1.4 MHz	1RB_5	848.3	21.15	21.49	/	**22.5**	**22.5**	**/**
		836.5	21.15	21.51	/			
		824.7	21.10	21.53	/			
	1RB_3	848.3	21.35	21.60	/			
		836.5	21.30	21.69	/			
		824.7	21.22	21.61	/			
	1RB_0	848.3	21.17	21.48	/			
		836.5	21.17	21.60	/			
		824.7	21.12	21.47	/			
	3RB_3	848.3	21.25	21.37	/			
		836.5	21.25	21.32	/			
		824.7	21.20	21.28	/			
	3RB_1	848.3	21.29	21.41	/			
		836.5	21.31	21.34	/			
		824.7	21.27	21.33	/			
	3RB_0	848.3	21.25	21.32	/			
		836.5	21.27	21.32	/			
		824.7	21.22	21.25	/			
	6RB_0	848.3	21.30	21.39	/	**22.5**	**22.5**	**/**
		836.5	21.30	21.39	/			
		824.7	21.22	21.32	/			

©Copyright. All rights reserved by SAICT

Ant.1 - Power Level A1								
LTE Band 5			Actual output Power (dBm)			**Tune up**		
Band -width	RB No. / RB offset	Frequency (MHz)	Modulation			Modulation		
			QPSK	16QAM	64QAM	QPSK	16QAM	64QAM
3 MHz	1RB_14	847.5	21.25	21.61	/	**22.5**	**22.5**	**/**
		836.5	21.28	21.64	/			
		825.5	21.24	21.59	/			
	1RB_7	847.5	21.30	21.74	/			
		836.5	21.46	21.77	/			
		825.5	21.37	21.63	/			
	1RB_0	847.5	21.26	21.70	/			
		836.5	21.27	21.65	/			
		825.5	21.18	21.55	/			
	8RB_7	847.5	21.25	21.41	/	**22.5**	**22.5**	**/**
		836.5	21.26	21.38	/			
		825.5	21.25	21.32	/			
	8RB_4	847.5	21.30	21.43	/			
		836.5	21.31	21.43	/			
		825.5	21.29	21.34	/			
	8RB_0	847.5	21.26	21.41	/			
		836.5	21.29	21.41	/			
		825.5	21.21	21.26	/			
	15RB_0	847.5	21.30	21.33	/			
		836.5	21.30	21.36	/			
		825.5	21.19	21.24	/			

©Copyright. All rights reserved by SAICT

Ant.1 - Power Level A1								
LTE Band 5			Actual output Power (dBm)			**Tune up**		
Band -width	RB No. / RB offset	Frequency (MHz)	Modulation			Modulation		
			QPSK	16QAM	64QAM	QPSK	16QAM	64QAM
5 MHz	1RB_24	846.5	21.19	21.62	/	**22.5**	**22.5**	**/**
		836.5	21.19	21.54	/			
		826.5	21.15	21.58	/			
	1RB_12	846.5	21.26	21.86	/			
		836.5	21.36	21.79	/			
		826.5	21.34	21.74	/			
	1RB_0	846.5	21.21	21.54	/			
		836.5	21.19	21.57	/			
		826.5	21.09	21.52	/			
	12RB_13	846.5	21.28	21.35	/	**22.5**	**22.5**	**/**
		836.5	21.31	21.34	/			
		826.5	21.30	21.33	/			
	12RB_6	846.5	21.37	21.46	/			
		836.5	21.36	21.45	/			
		826.5	21.29	21.35	/			
	12RB_0	846.5	21.33	21.37	/			
		836.5	21.29	21.31	/			
		826.5	21.21	21.24	/			
	25RB_0	846.5	21.33	21.33	/			
		836.5	21.31	21.36	/			
		826.5	21.24	21.29	/			

©Copyright. All rights reserved by SAICT

Ant.1 - Power Level A1								
LTE Band 5			Actual output Power (dBm)			**Tune up**		
Band -width	RB No. / RB offset	Frequency (MHz)	Modulation			Modulation		
			QPSK	16QAM	64QAM	QPSK	16QAM	64QAM
10 MHz	1RB_49	844.0	21.30	21.68	/	**22.5**	**22.5**	**/**
		836.5	21.31	21.74	/			
		829.0	21.25	21.67	/			
	1RB_24	844.0	21.34	21.77	/			
		836.5	21.34	21.74	/			
		829.0	**21.38**	21.80	/			
	1RB_0	844.0	21.25	21.66	/			
		836.5	21.26	21.59	/			
		829.0	21.15	21.58	/			
	25RB_25	844.0	21.35	21.38	/	**22.5**	**22.5**	**/**
		836.5	21.37	21.40	/			
		829.0	21.37	21.39	/			
	25RB_12	844.0	21.27	21.43	/			
		836.5	21.33	21.39	/			
		829.0	21.31	21.33	/			
	25RB_0	844.0	**21.38**	21.42	/			
		836.5	21.34	21.38	/			
		829.0	21.25	21.32	/			
	50RB_0	844.0	21.36	21.40	/			
		836.5	21.34	21.38	/			
		829.0	21.33	21.35	/			

©Copyright. All rights reserved by SAICT

Ant.1 - Power Level A2								
LTE Band 5			Actual output Power (dBm)			**Tune up**		
Band -width	RB No. / RB offset	Frequency (MHz)	Modulation			Modulation		
			QPSK	16QAM	64QAM	QPSK	16QAM	64QAM
1.4 MHz	1RB_5	848.3	20.16	20.41	/	**21.5**	**21.5**	**/**
		836.5	20.11	20.40	/			
		824.7	20.13	20.44	/			
	1RB_3	848.3	20.35	20.51	/			
		836.5	20.21	20.55	/			
		824.7	20.16	20.55	/			
	1RB_0	848.3	20.15	20.34	/			
		836.5	20.17	20.43	/			
		824.7	20.09	20.45	/			
	3RB_3	848.3	20.26	20.25	/			
		836.5	20.21	20.20	/			
		824.7	20.19	20.15	/			
	3RB_1	848.3	20.32	20.28	/			
		836.5	20.29	20.23	/			
		824.7	20.24	20.20	/			
	3RB_0	848.3	20.27	20.21	/			
		836.5	20.22	20.23	/			
		824.7	20.16	20.15	/			
	6RB_0	848.3	20.28	20.32	/	**21.5**	**21.5**	**/**
		836.5	20.22	20.34	/			
		824.7	20.22	20.28	/			

©Copyright. All rights reserved by SAICT

Ant.1 - Power Level A2								
LTE Band 5			Actual output Power (dBm)			**Tune up**		
Band -width	RB No. / RB offset	Frequency (MHz)	Modulation			Modulation		
			QPSK	16QAM	64QAM	QPSK	16QAM	64QAM
3 MHz	1RB_14	847.5	20.26	20.46	/	**21.5**	**21.5**	**/**
		836.5	20.24	20.47	/			
		825.5	20.27	20.50	/			
	1RB_7	847.5	20.39	20.58	/			
		836.5	20.41	20.52	/			
		825.5	20.27	20.64	/			
	1RB_0	847.5	20.21	20.44	/			
		836.5	20.26	20.50	/			
		825.5	20.18	20.49	/			
	8RB_7	847.5	20.30	20.39	/	**21.5**	**21.5**	**/**
		836.5	20.31	20.36	/			
		825.5	20.22	20.28	/			
	8RB_4	847.5	20.32	20.36	/			
		836.5	20.30	20.38	/			
		825.5	20.27	20.29	/			
	8RB_0	847.5	20.26	20.32	/			
		836.5	20.28	20.32	/			
		825.5	20.17	20.20	/			
	15RB_0	847.5	20.30	20.25	/			
		836.5	20.27	20.28	/			
		825.5	20.21	20.22	/			

©Copyright. All rights reserved by SAICT

Ant.1 - Power Level A2								
LTE Band 5			Actual output Power (dBm)			**Tune up**		
Band -width	RB No. / RB offset	Frequency (MHz)	Modulation			Modulation		
			QPSK	16QAM	64QAM	QPSK	16QAM	64QAM
5 MHz	1RB_24	846.5	20.17	20.51	/	**21.5**	**21.5**	**/**
		836.5	20.19	20.50	/			
		826.5	20.21	20.44	/			
	1RB_12	846.5	20.29	20.73	/			
		836.5	20.35	20.74	/			
		826.5	20.40	20.66	/			
	1RB_0	846.5	20.16	20.54	/			
		836.5	20.15	20.49	/			
		826.5	20.10	20.35	/			
	12RB_13	846.5	20.28	20.22	/	**21.5**	**21.5**	**/**
		836.5	20.31	20.28	/			
		826.5	20.29	20.24	/			
	12RB_6	846.5	20.34	20.27	/			
		836.5	20.39	20.34	/			
		826.5	20.30	20.25	/			
	12RB_0	846.5	20.32	20.26	/			
		836.5	20.25	20.27	/			
		826.5	20.20	20.13	/			
	25RB_0	846.5	20.33	20.30	/			
		836.5	20.32	20.31	/			
		826.5	20.30	20.25	/			

©Copyright. All rights reserved by SAICT

Ant.1 - Power Level A2								
LTE Band 5			Actual output Power (dBm)			**Tune up**		
Band -width	RB No. / RB offset	Frequency (MHz)	Modulation			Modulation		
			QPSK	16QAM	64QAM	QPSK	16QAM	64QAM
10 MHz	1RB_49	844.0	20.29	20.46	/	**21.5**	**21.5**	**/**
		836.5	20.26	20.54	/			
		829.0	20.22	20.52	/			
	1RB_24	844.0	20.28	20.50	/			
		836.5	20.34	20.59	/			
		829.0	**20.40**	20.55	/			
	1RB_0	844.0	20.19	20.32	/			
		836.5	20.23	20.47	/			
		829.0	20.18	20.40	/			
	25RB_25	844.0	20.29	20.27	/	**21.5**	**21.5**	**/**
		836.5	20.33	20.32	/			
		829.0	20.36	20.34	/			
	25RB_12	844.0	20.38	20.30	/			
		836.5	20.35	20.30	/			
		829.0	20.30	20.30	/			
	25RB_0	844.0	**20.39**	20.31	/			
		836.5	20.31	20.32	/			
		829.0	20.27	20.26	/			
	50RB_0	844.0	20.34	20.34	/			
		836.5	20.38	20.32	/			
		829.0	20.35	20.27	/			

©Copyright. All rights reserved by SAICT

Ant.1 - Power Level B1/B2								
LTE Band 5			Actual output Power (dBm)			**Tune up**		
Band -width	RB No. / RB offset	Frequency (MHz)	Modulation			Modulation		
			QPSK	16QAM	64QAM	QPSK	16QAM	64QAM
1.4 MHz	1RB_5	848.3	23.12	22.44	/	**24.5**	**23.5**	**/**
		836.5	23.07	22.52	/			
		824.7	23.06	22.35	/			
	1RB_3	848.3	23.24	22.66	/			
		836.5	23.21	22.61	/			
		824.7	23.12	22.45	/			
	1RB_0	848.3	23.05	22.48	/			
		836.5	23.05	22.47	/			
		824.7	23.02	22.34	/			
	3RB_3	848.3	23.21	22.19	/			
		836.5	23.17	22.23	/			
		824.7	23.11	22.17	/			
	3RB_1	848.3	23.28	22.23	/			
		836.5	23.23	22.28	/			
		824.7	23.21	22.23	/			
	3RB_0	848.3	23.18	22.23	/			
		836.5	23.21	22.24	/			
		824.7	23.10	22.16	/			
	6RB_0	848.3	22.24	21.38	/	**23.5**	**22.5**	**/**
		836.5	22.20	21.33	/			
		824.7	22.15	21.31	/			

©Copyright. All rights reserved by SAICT

Ant.1 - Power Level B1/B2								
LTE Band 5			Actual output Power (dBm)			**Tune up**		
Band -width	RB No. / RB offset	Frequency (MHz)	Modulation			Modulation		
			QPSK	16QAM	64QAM	QPSK	16QAM	64QAM
3 MHz	1RB_14	847.5	23.18	22.42	/	**24.5**	**23.5**	**/**
		836.5	23.20	22.46	/			
		825.5	23.15	22.46	/			
	1RB_7	847.5	23.18	22.47	/			
		836.5	23.32	22.62	/			
		825.5	23.26	22.64	/			
	1RB_0	847.5	23.16	22.44	/			
		836.5	23.19	22.45	/			
		825.5	23.14	22.43	/			
	8RB_7	847.5	22.19	21.37	/	**23.5**	**22.5**	**/**
		836.5	22.22	21.36	/			
		825.5	22.15	21.33	/			
	8RB_4	847.5	22.27	21.40	/			
		836.5	22.27	21.42	/			
		825.5	22.18	21.33	/			
	8RB_0	847.5	22.21	21.35	/			
		836.5	22.18	21.35	/			
		825.5	22.14	21.26	/			
	15RB_0	847.5	22.20	21.35	/			
		836.5	22.20	21.31	/			
		825.5	22.13	21.22	/			

©Copyright. All rights reserved by SAICT

Ant.1 - Power Level B1/B2								
LTE Band 5			Actual output Power (dBm)			**Tune up**		
Band -width	RB No. / RB offset	Frequency (MHz)	Modulation			Modulation		
			QPSK	16QAM	64QAM	QPSK	16QAM	64QAM
5 MHz	1RB_24	846.5	23.15	22.45	/	**24.5**	**23.5**	**/**
		836.5	23.11	22.46	/			
		826.5	23.13	22.52	/			
	1RB_12	846.5	23.40	22.67	/			
		836.5	23.37	22.76	/			
		826.5	23.43	22.55	/			
	1RB_0	846.5	23.13	22.43	/			
		836.5	23.13	22.51	/			
		826.5	23.01	22.33	/			
	12RB_13	846.5	22.23	21.31	/	**23.5**	**22.5**	**/**
		836.5	22.25	21.27	/			
		826.5	22.23	21.29	/			
	12RB_6	846.5	22.29	21.37	/			
		836.5	22.32	21.36	/			
		826.5	22.21	21.30	/			
	12RB_0	846.5	22.28	21.31	/			
		836.5	22.22	21.27	/			
		826.5	22.12	21.21	/			
	25RB_0	846.5	22.23	21.33	/			
		836.5	22.24	21.31	/			
		826.5	22.19	21.32	/			

©Copyright. All rights reserved by SAICT

Ant.1 - Power Level B1/B2								
LTE Band 5			Actual output Power (dBm)			**Tune up**		
Band -width	RB No. / RB offset	Frequency (MHz)	Modulation			Modulation		
			QPSK	16QAM	64QAM	QPSK	16QAM	64QAM
10 MHz	1RB_49	844.0	23.20	22.56	/	**24.5**	**23.5**	**/**
		836.5	23.25	22.57	/			
		829.0	23.21	22.49	/			
	1RB_24	844.0	23.25	22.70	/			
		836.5	23.28	22.64	/			
		829.0	**23.29**	22.56	/			
	1RB_0	844.0	23.16	22.54	/			
		836.5	23.17	22.50	/			
		829.0	23.12	22.39	/			
	25RB_25	844.0	22.27	21.34	/	**23.5**	**22.5**	**/**
		836.5	22.22	21.32	/			
		829.0	22.23	21.36	/			
	25RB_12	844.0	22.25	21.37	/			
		836.5	22.26	21.37	/			
		829.0	22.21	21.30	/			
	25RB_0	844.0	**22.30**	21.42	/			
		836.5	22.27	21.32	/			
		829.0	22.24	21.24	/			
	50RB_0	844.0	22.24	21.33	/			
		836.5	22.24	21.36	/			
		829.0	22.24	21.28	/			

©Copyright. All rights reserved by SAICT

Ant.0 - Power Level A1/A2/B1/B2								
LTE Band 7			Actual output Power (dBm)			Tune up		
Band -width	RB No. / RB offset	Frequency (MHz)	Modulation			Modulation		
			QPSK	16QAM	64QAM	QPSK	16QAM	64QAM
5 MHz	1RB_24	2567.5	22.44	21.77	/	23.5	22.5	/
		2535.0	22.47	21.72	/			
		2502.5	22.42	21.68	/			
	1RB_12	2567.5	22.60	21.97	/			
		2535.0	22.76	21.90	/			
		2502.5	22.58	21.83	/			
	1RB_0	2567.5	22.42	21.77	/			
		2535.0	22.47	21.73	/			
		2502.5	22.40	21.66	/			
	12RB_13	2567.5	21.63	20.56	/	22.5	21.5	/
		2535.0	21.61	20.55	/			
		2502.5	21.60	20.57	/			
	12RB_6	2567.5	21.61	20.60	/			
		2535.0	21.62	20.63	/			
		2502.5	21.59	20.54	/			
	12RB_0	2567.5	21.59	20.55	/			
		2535.0	21.61	20.55	/			
		2502.5	21.47	20.47	/			
	25RB_0	2567.5	21.61	20.63	/			
		2535.0	21.60	20.62	/			
		2502.5	21.57	20.54	/			

©Copyright. All rights reserved by SAICT

Ant.0 - Power Level A1/A2/B1/B2								
LTE Band 7			Actual output Power (dBm)			Tune up		
Band -width	RB No. / RB offset	Frequency (MHz)	Modulation			Modulation		
			QPSK	16QAM	64QAM	QPSK	16QAM	64QAM
10 MHz	1RB_49	2565.0	22.55	21.72	/	23.5	22.5	/
		2535.0	22.55	21.74	/			
		2505.0	22.52	21.77	/			
	1RB_24	2565.0	22.57	21.81	/			
		2535.0	22.65	21.85	/			
		2505.0	22.58	21.82	/			
	1RB_0	2565.0	22.48	21.69	/			
		2535.0	22.55	21.73	/			
		2505.0	22.49	21.72	/			
	25RB_25	2565.0	21.68	20.67	/	22.5	21.5	/
		2535.0	21.69	20.68	/			
		2505.0	21.65	20.65	/			
	25RB_12	2565.0	21.64	20.65	/			
		2535.0	21.67	20.64	/			
		2505.0	21.61	20.56	/			
	25RB_0	2565.0	21.65	20.68	/			
		2535.0	21.62	20.64	/			
		2505.0	21.56	20.51	/			
	50RB_0	2565.0	21.67	20.66	/			
		2535.0	21.67	20.59	/			
		2505.0	21.64	20.60	/			

©Copyright. All rights reserved by SAICT

Ant.0 - Power Level A1/A2/B1/B2								
LTE Band 7			Actual output Power (dBm)			Tune up		
Band -width	RB No. / RB offset	Frequency (MHz)	Modulation			Modulation		
			QPSK	16QAM	64QAM	QPSK	16QAM	64QAM
15 MHz	1RB_74	2562.5	22.51	21.79	/	23.5	22.5	/
		2535.0	22.45	21.75	/			
		2507.5	22.45	21.74	/			
	1RB_37	2562.5	22.56	21.83	/			
		2535.0	22.55	21.85	/			
		2507.5	22.56	21.81	/			
	1RB_0	2562.5	22.41	21.66	/			
		2535.0	22.41	21.70	/			
		2507.5	22.35	21.62	/			
	36RB_38	2562.5	21.65	20.59	/	22.5	21.5	/
		2535.0	21.66	20.67	/			
		2507.5	21.67	20.65	/			
	36RB_19	2562.5	21.63	20.62	/			
		2535.0	21.62	20.61	/			
		2507.5	21.57	20.63	/			
	36RB_0	2562.5	21.59	20.58	/			
		2535.0	21.59	20.58	/			
		2507.5	21.51	20.51	/			
	75RB_0	2562.5	21.65	20.58	/			
		2535.0	21.66	20.60	/			
		2507.5	21.61	20.54	/			

©Copyright. All rights reserved by SAICT

Ant.0 - Power Level A1/A2/B1/B2								
LTE Band 7			Actual output Power (dBm)			**Tune up**		
Band -width	RB No. / RB offset	Frequency (MHz)	Modulation			Modulation		
			QPSK	16QAM	64QAM	QPSK	16QAM	64QAM
20 MHz	1RB_99	2560.0	22.34	21.62	/	**23.5**	**22.5**	**/**
		2535.0	22.29	21.54	/			
		2510.0	22.33	21.66	/			
	1RB_50	2560.0	22.63	21.95	/			
		2535.0	**22.69**	21.96	/			
		2510.0	22.63	21.88	/			
	1RB_0	2560.0	22.16	21.51	/			
		2535.0	22.21	21.43	/			
		2510.0	22.18	21.47	/			
	50RB_50	2560.0	21.61	20.54	/	**22.5**	**21.5**	**/**
		2535.0	**21.64**	20.65	/			
		2510.0	21.61	20.57	/			
	50RB_25	2560.0	21.61	20.61	/			
		2535.0	21.61	20.59	/			
		2510.0	21.59	20.59	/			
	50RB_0	2560.0	21.60	20.57	/			
		2535.0	21.55	20.55	/			
		2510.0	21.41	20.40	/			
	100RB_0	2560.0	21.57	20.55	/			
		2535.0	21.59	20.57	/			
		2510.0	21.52	20.53	/			

©Copyright. All rights reserved by SAICT

Ant.1 - Power Level A1								
LTE Band 7			Actual output Power (dBm)			**Tune up**		
Band -width	RB No. / RB offset	Frequency (MHz)	Modulation			Modulation		
			QPSK	16QAM	64QAM	QPSK	16QAM	64QAM
5 MHz	1RB_24	2567.5	18.42	18.72	/	**19.5**	**19.5**	**/**
		2535.0	18.43	18.83	/			
		2502.5	18.36	18.69	/			
	1RB_12	2567.5	18.68	18.90	/			
		2535.0	18.69	19.13	/			
		2502.5	18.61	18.99	/			
	1RB_0	2567.5	18.48	18.71	/			
		2535.0	18.43	18.83	/			
		2502.5	18.34	18.66	/			
	12RB_13	2567.5	18.59	18.60	/	**19.5**	**19.5**	**/**
		2535.0	18.54	18.60	/			
		2502.5	18.47	18.49	/			
	12RB_6	2567.5	18.59	18.66	/			
		2535.0	18.62	18.61	/			
		2502.5	18.52	18.54	/			
	12RB_0	2567.5	18.57	18.56	/			
		2535.0	18.55	18.56	/			
		2502.5	18.45	18.44	/			
	25RB_0	2567.5	18.58	18.57	/			
		2535.0	18.55	18.62	/			
		2502.5	18.48	18.56	/			

©Copyright. All rights reserved by SAICT

Ant.1 - Power Level A1								
LTE Band 7			Actual output Power (dBm)			**Tune up**		
Band -width	RB No. / RB offset	Frequency (MHz)	Modulation			Modulation		
			QPSK	16QAM	64QAM	QPSK	16QAM	64QAM
10 MHz	1RB_49	2565.0	18.58	18.92	/	**19.5**	**19.5**	**/**
		2535.0	18.50	18.88	/			
		2505.0	18.49	18.82	/			
	1RB_24	2565.0	18.70	19.01	/			
		2535.0	18.64	19.02	/			
		2505.0	18.57	18.90	/			
	1RB_0	2565.0	18.51	18.84	/			
		2535.0	18.40	18.84	/			
		2505.0	18.44	18.77	/			
	25RB_25	2565.0	18.71	18.72	/	**19.5**	**19.5**	**/**
		2535.0	18.60	18.67	/			
		2505.0	18.51	18.56	/			
	25RB_12	2565.0	18.66	18.65	/			
		2535.0	18.58	18.67	/			
		2505.0	18.55	18.50	/			
	25RB_0	2565.0	18.63	18.65	/			
		2535.0	18.51	18.57	/			
		2505.0	18.47	18.53	/			
	50RB_0	2565.0	18.66	18.69	/			
		2535.0	18.52	18.64	/			
		2505.0	18.52	18.57	/			

©Copyright. All rights reserved by SAICT

Ant.1 - Power Level A1								
LTE Band 7			Actual output Power (dBm)			**Tune up**		
Band -width	RB No. / RB offset	Frequency (MHz)	Modulation			Modulation		
			QPSK	16QAM	64QAM	QPSK	16QAM	64QAM
15 MHz	1RB_74	2562.5	18.53	18.83	/	**19.5**	**19.5**	**/**
		2535.0	18.47	18.80	/			
		2507.5	18.43	18.98	/			
	1RB_37	2562.5	18.61	18.94	/			
		2535.0	18.59	18.87	/			
		2507.5	18.55	18.97	/			
	1RB_0	2562.5	18.39	18.73	/			
		2535.0	18.40	18.68	/			
		2507.5	18.36	18.78	/			
	36RB_38	2562.5	18.72	18.67	/	**19.5**	**19.5**	**/**
		2535.0	18.63	18.65	/			
		2507.5	18.59	18.60	/			
	36RB_19	2562.5	18.64	18.63	/			
		2535.0	18.61	18.61	/			
		2507.5	18.60	18.55	/			
	36RB_0	2562.5	18.59	18.58	/			
		2535.0	18.56	18.58	/			
		2507.5	18.52	18.52	/			
	75RB_0	2562.5	18.64	18.61	/			
		2535.0	18.58	18.64	/			
		2507.5	18.54	18.56	/			

©Copyright. All rights reserved by SAICT

Ant.1 - Power Level A1								
LTE Band 7			Actual output Power (dBm)			**Tune up**		
Band -width	RB No. / RB offset	Frequency (MHz)	Modulation			Modulation		
			QPSK	16QAM	64QAM	QPSK	16QAM	64QAM
20 MHz	1RB_99	2560.0	18.37	18.50	/	**19.5**	**19.5**	**/**
		2535.0	18.31	18.62	/			
		2510.0	18.31	18.63	/			
	1RB_50	2560.0	18.64	18.94	/			
		2535.0	**18.73**	18.93	/			
		2510.0	18.63	18.95	/			
	1RB_0	2560.0	18.20	18.48	/			
		2535.0	18.19	18.48	/			
		2510.0	18.19	18.48	/			
	50RB_50	2560.0	18.62	18.65	/	**19.5**	**19.5**	**/**
		2535.0	**18.63**	18.65	/			
		2510.0	18.58	18.59	/			
	50RB_25	2560.0	18.62	18.68	/			
		2535.0	18.56	18.63	/			
		2510.0	18.54	18.61	/			
	50RB_0	2560.0	18.62	18.64	/			
		2535.0	18.51	18.58	/			
		2510.0	18.47	18.53	/			
	100RB_0	2560.0	18.63	18.63	/			
		2535.0	18.57	18.58	/			
		2510.0	18.56	18.57	/			

©Copyright. All rights reserved by SAICT

Ant.1 - Power Level A2								
LTE Band 7			Actual output Power (dBm)			**Tune up**		
Band -width	RB No. / RB offset	Frequency (MHz)	Modulation			Modulation		
			QPSK	16QAM	64QAM	QPSK	16QAM	64QAM
5 MHz	1RB_24	2567.5	17.46	17.89	/	**18.5**	**18.5**	**/**
		2535.0	17.45	17.83	/			
		2502.5	17.43	17.79	/			
	1RB_12	2567.5	17.77	17.99	/			
		2535.0	17.76	18.08	/			
		2502.5	17.63	18.07	/			
	1RB_0	2567.5	17.48	17.83	/			
		2535.0	17.49	17.84	/			
		2502.5	17.47	17.81	/			
	12RB_13	2567.5	17.63	17.64	/	**18.5**	**18.5**	**/**
		2535.0	17.61	17.63	/			
		2502.5	17.56	17.49	/			
	12RB_6	2567.5	17.64	17.70	/			
		2535.0	17.70	17.67	/			
		2502.5	17.56	17.57	/			
	12RB_0	2567.5	17.57	17.59	/			
		2535.0	17.58	17.58	/			
		2502.5	17.47	17.46	/			
	25RB_0	2567.5	17.60	17.68	/			
		2535.0	17.61	17.61	/			
		2502.5	17.53	17.55	/			

©Copyright. All rights reserved by SAICT

Ant.1 - Power Level A2								
LTE Band 7			Actual output Power (dBm)			**Tune up**		
Band -width	RB No. / RB offset	Frequency (MHz)	Modulation			Modulation		
			QPSK	16QAM	64QAM	QPSK	16QAM	64QAM
10 MHz	1RB_49	2565.0	17.63	17.97	/	**18.5**	**18.5**	**/**
		2535.0	17.58	18.03	/			
		2505.0	17.55	17.97	/			
	1RB_24	2565.0	17.70	18.09	/			
		2535.0	17.69	18.10	/			
		2505.0	17.63	18.01	/			
	1RB_0	2565.0	17.52	17.90	/			
		2535.0	17.53	17.93	/			
		2505.0	17.53	17.86	/			
	25RB_25	2565.0	17.66	17.77	/	**18.5**	**18.5**	**/**
		2535.0	17.68	17.69	/			
		2505.0	17.61	17.67	/			
	25RB_12	2565.0	17.69	17.73	/			
		2535.0	17.71	17.73	/			
		2505.0	17.58	17.66	/			
	25RB_0	2565.0	17.62	17.68	/			
		2535.0	17.58	17.63	/			
		2505.0	17.51	17.57	/			
	50RB_0	2565.0	17.65	17.71	/			
		2535.0	17.61	17.63	/			
		2505.0	17.58	17.60	/			

©Copyright. All rights reserved by SAICT

Ant.1 - Power Level A2								
LTE Band 7			Actual output Power (dBm)			**Tune up**		
Band -width	RB No. / RB offset	Frequency (MHz)	Modulation			Modulation		
			QPSK	16QAM	64QAM	QPSK	16QAM	64QAM
15 MHz	1RB_74	2562.5	17.54	17.89	/	**18.5**	**18.5**	**/**
		2535.0	17.57	17.83	/			
		2507.5	17.51	17.80	/			
	1RB_37	2562.5	17.66	17.99	/			
		2535.0	17.68	17.89	/			
		2507.5	17.61	17.84	/			
	1RB_0	2562.5	17.46	17.79	/			
		2535.0	17.41	17.73	/			
		2507.5	17.44	17.73	/			
	36RB_38	2562.5	17.70	17.78	/	**18.5**	**18.5**	**/**
		2535.0	17.66	17.68	/			
		2507.5	17.64	17.65	/			
	36RB_19	2562.5	17.71	17.73	/			
		2535.0	17.67	17.67	/			
		2507.5	17.65	17.69	/			
	36RB_0	2562.5	17.67	17.68	/			
		2535.0	17.64	17.60	/			
		2507.5	17.57	17.59	/			
	75RB_0	2562.5	17.65	17.70	/			
		2535.0	17.66	17.69	/			
		2507.5	17.59	17.65	/			

©Copyright. All rights reserved by SAICT

Ant.1 - Power Level A2								
LTE Band 7			Actual output Power (dBm)			**Tune up**		
Band -width	RB No. / RB offset	Frequency (MHz)	Modulation			Modulation		
			QPSK	16QAM	64QAM	QPSK	16QAM	64QAM
20 MHz	1RB_99	2560.0	17.43	17.85	/	**18.5**	**18.5**	**/**
		2535.0	17.38	17.77	/			
		2510.0	17.39	17.69	/			
	1RB_50	2560.0	17.72	18.18	/			
		2535.0	**17.78**	18.08	/			
		2510.0	17.69	17.95	/			
	1RB_0	2560.0	17.29	17.68	/			
		2535.0	17.27	17.61	/			
		2510.0	17.27	17.57	/			
	50RB_50	2560.0	17.68	17.73	/	**18.5**	**18.5**	**/**
		2535.0	**17.69**	17.72	/			
		2510.0	17.64	17.67	/			
	50RB_25	2560.0	17.67	17.70	/			
		2535.0	17.67	17.68	/			
		2510.0	17.63	17.68	/			
	50RB_0	2560.0	17.69	17.74	/			
		2535.0	17.61	17.65	/			
		2510.0	17.60	17.60	/			
	100RB_0	2560.0	17.68	17.68	/			
		2535.0	17.62	17.68	/			
		2510.0	17.61	17.60	/			

©Copyright. All rights reserved by SAICT

Ant.1 - Power Level B1								
LTE Band 7			Actual output Power (dBm)			**Tune up**		
Band -width	RB No. / RB offset	Frequency (MHz)	Modulation			Modulation		
			QPSK	16QAM	64QAM	QPSK	16QAM	64QAM
5 MHz	1RB_24	2567.5	21.06	21.24	/	**22.0**	**22.0**	**/**
		2535.0	21.04	21.37	/			
		2502.5	20.98	21.27	/			
	1RB_12	2567.5	21.33	21.44	/			
		2535.0	21.30	21.55	/			
		2502.5	21.29	21.43	/			
	1RB_0	2567.5	21.03	21.25	/			
		2535.0	21.05	21.35	/			
		2502.5	20.98	21.23	/			
	12RB_13	2567.5	21.19	20.69	/	**22.0**	**21.5**	**/**
		2535.0	21.15	20.65	/			
		2502.5	21.10	20.60	/			
	12RB_6	2567.5	21.24	20.72	/			
		2535.0	21.23	20.70	/			
		2502.5	21.15	20.59	/			
	12RB_0	2567.5	21.13	20.65	/			
		2535.0	21.15	20.66	/			
		2502.5	21.04	20.54	/			
	25RB_0	2567.5	21.18	20.65	/			
		2535.0	21.17	20.69	/			
		2502.5	21.10	20.58	/			

©Copyright. All rights reserved by SAICT

Ant.1 - Power Level B1								
LTE Band 7			Actual output Power (dBm)			**Tune up**		
Band -width	RB No. / RB offset	Frequency (MHz)	Modulation			Modulation		
			QPSK	16QAM	64QAM	QPSK	16QAM	64QAM
10 MHz	1RB_49	2565.0	21.18	21.37	/	**22.0**	**22.0**	**/**
		2535.0	21.16	21.44	/			
		2505.0	21.11	21.40	/			
	1RB_24	2565.0	21.25	21.43	/			
		2535.0	21.29	21.54	/			
		2505.0	21.19	21.43	/			
	1RB_0	2565.0	21.11	21.35	/			
		2535.0	21.07	21.39	/			
		2505.0	21.08	21.37	/			
	25RB_25	2565.0	21.32	20.78	/	**22.0**	**21.5**	**/**
		2535.0	21.28	20.72	/			
		2505.0	21.18	20.68	/			
	25RB_12	2565.0	21.22	20.71	/			
		2535.0	21.24	20.73	/			
		2505.0	21.12	20.62	/			
	25RB_0	2565.0	21.23	20.71	/			
		2535.0	21.19	20.70	/			
		2505.0	21.14	20.60	/			
	50RB_0	2565.0	21.23	20.74	/			
		2535.0	21.20	20.67	/			
		2505.0	21.18	20.67	/			

©Copyright. All rights reserved by SAICT

Ant.1 - Power Level B1								
LTE Band 7			Actual output Power (dBm)			**Tune up**		
Band -width	RB No. / RB offset	Frequency (MHz)	Modulation			Modulation		
			QPSK	16QAM	64QAM	QPSK	16QAM	64QAM
15 MHz	1RB_74	2562.5	21.09	21.34	/	**22.0**	**22.0**	**/**
		2535.0	21.06	21.43	/			
		2507.5	21.10	21.44	/			
	1RB_37	2562.5	21.23	21.47	/			
		2535.0	21.16	21.58	/			
		2507.5	21.10	21.44	/			
	1RB_0	2562.5	21.05	21.33	/			
		2535.0	21.00	21.39	/			
		2507.5	21.02	21.28	/			
	36RB_38	2562.5	21.29	20.76	/	**22.0**	**21.5**	**/**
		2535.0	21.25	20.72	/			
		2507.5	21.19	20.69	/			
	36RB_19	2562.5	21.24	20.70	/			
		2535.0	21.24	20.69	/			
		2507.5	21.20	20.67	/			
	36RB_0	2562.5	21.23	20.63	/			
		2535.0	21.14	20.65	/			
		2507.5	21.10	20.60	/			
	75RB_0	2562.5	21.24	20.73	/			
		2535.0	21.24	20.72	/			
		2507.5	21.16	20.68	/			

©Copyright. All rights reserved by SAICT

Ant.1 - Power Level B1								
LTE Band 7			Actual output Power (dBm)			**Tune up**		
Band -width	RB No. / RB offset	Frequency (MHz)	Modulation			Modulation		
			QPSK	16QAM	64QAM	QPSK	16QAM	64QAM
20 MHz	1RB_99	2560.0	20.94	21.20	/	**22.0**	**22.0**	**/**
		2535.0	20.90	21.18	/			
		2510.0	20.91	21.24	/			
	1RB_50	2560.0	21.20	21.50	/			
		2535.0	**21.27**	21.50	/			
		2510.0	21.21	21.48	/			
	1RB_0	2560.0	20.82	21.11	/			
		2535.0	20.78	21.04	/			
		2510.0	20.80	21.04	/			
	50RB_50	2560.0	21.25	20.74	/	**22.0**	**21.5**	**/**
		2535.0	**21.26**	20.70	/			
		2510.0	21.18	20.65	/			
	50RB_25	2560.0	21.25	20.72	/			
		2535.0	21.23	20.72	/			
		2510.0	21.18	20.69	/			
	50RB_0	2560.0	21.20	20.68	/			
		2535.0	21.14	20.61	/			
		2510.0	21.09	20.57	/			
	100RB_0	2560.0	21.22	20.67	/			
		2535.0	21.15	20.67	/			
		2510.0	21.14	20.63	/			

©Copyright. All rights reserved by SAICT

Ant.1 - Power Level B2								
LTE Band 7			Actual output Power (dBm)			**Tune up**		
Band -width	RB No. / RB offset	Frequency (MHz)	Modulation			Modulation		
			QPSK	16QAM	64QAM	QPSK	16QAM	64QAM
5 MHz	1RB_24	2567.5	19.95	20.27	/	**21.0**	**21.0**	**/**
		2535.0	19.99	20.33	/			
		2502.5	19.93	20.25	/			
	1RB_12	2567.5	20.20	20.56	/			
		2535.0	20.20	20.64	/			
		2502.5	20.20	20.43	/			
	1RB_0	2567.5	19.96	20.27	/			
		2535.0	19.97	20.24	/			
		2502.5	19.88	20.23	/			
	12RB_13	2567.5	20.11	20.07	/	**21.0**	**21.0**	**/**
		2535.0	20.12	20.11	/			
		2502.5	20.03	20.05	/			
	12RB_6	2567.5	20.16	20.13	/			
		2535.0	20.16	20.19	/			
		2502.5	20.09	20.09	/			
	12RB_0	2567.5	20.09	20.04	/			
		2535.0	20.07	20.06	/			
		2502.5	19.98	20.00	/			
	25RB_0	2567.5	20.12	20.10	/			
		2535.0	20.15	20.15	/			
		2502.5	20.02	20.03	/			

©Copyright. All rights reserved by SAICT

Ant.1 - Power Level B2								
LTE Band 7			Actual output Power (dBm)			**Tune up**		
Band -width	RB No. / RB offset	Frequency (MHz)	Modulation			Modulation		
			QPSK	16QAM	64QAM	QPSK	16QAM	64QAM
10 MHz	1RB_49	2565.0	20.10	20.44	/	**21.0**	**21.0**	**/**
		2535.0	20.07	20.45	/			
		2505.0	20.03	20.36	/			
	1RB_24	2565.0	20.20	20.55	/			
		2535.0	20.21	20.55	/			
		2505.0	20.11	20.41	/			
	1RB_0	2565.0	20.06	20.40	/			
		2535.0	20.02	20.38	/			
		2505.0	19.99	20.26	/			
	25RB_25	2565.0	20.24	20.25	/	**21.0**	**21.0**	**/**
		2535.0	20.22	20.23	/			
		2505.0	20.16	20.18	/			
	25RB_12	2565.0	20.20	20.21	/			
		2535.0	20.17	20.19	/			
		2505.0	20.08	20.10	/			
	25RB_0	2565.0	20.18	20.18	/			
		2535.0	20.13	20.15	/			
		2505.0	20.08	20.07	/			
	50RB_0	2565.0	20.19	20.18	/			
		2535.0	20.15	20.19	/			
		2505.0	20.11	20.12	/			

©Copyright. All rights reserved by SAICT

Ant.1 - Power Level B2								
LTE Band 7			Actual output Power (dBm)			**Tune up**		
Band -width	RB No. / RB offset	Frequency (MHz)	Modulation			Modulation		
			QPSK	16QAM	64QAM	QPSK	16QAM	64QAM
15 MHz	1RB_74	2562.5	20.03	20.35	/	**21.0**	**21.0**	**/**
		2535.0	20.03	20.33	/			
		2507.5	20.02	20.30	/			
	1RB_37	2562.5	20.15	20.46	/			
		2535.0	20.13	20.39	/			
		2507.5	20.09	20.35	/			
	1RB_0	2562.5	19.96	20.26	/			
		2535.0	19.97	20.27	/			
		2507.5	19.96	20.24	/			
	36RB_38	2562.5	20.23	20.22	/	**21.0**	**21.0**	**/**
		2535.0	20.19	20.18	/			
		2507.5	20.17	20.11	/			
	36RB_19	2562.5	20.19	20.20	/			
		2535.0	20.16	20.12	/			
		2507.5	20.16	20.09	/			
	36RB_0	2562.5	20.15	20.13	/			
		2535.0	20.08	20.09	/			
		2507.5	20.08	20.02	/			
	75RB_0	2562.5	20.17	20.17	/			
		2535.0	20.14	20.11	/			
		2507.5	20.11	20.10	/			

©Copyright. All rights reserved by SAICT

Ant.1 - Power Level B2								
LTE Band 7			Actual output Power (dBm)			**Tune up**		
Band -width	RB No. / RB offset	Frequency (MHz)	Modulation			Modulation		
			QPSK	16QAM	64QAM	QPSK	16QAM	64QAM
20 MHz	1RB_99	2560.0	19.91	20.20	/	**21.0**	**21.0**	**/**
		2535.0	19.88	20.12	/			
		2510.0	19.86	20.07	/			
	1RB_50	2560.0	20.21	20.49	/			
		2535.0	**20.23**	20.48	/			
		2510.0	20.13	20.29	/			
	1RB_0	2560.0	19.71	20.11	/			
		2535.0	19.74	19.98	/			
		2510.0	19.74	19.90	/			
	50RB_50	2560.0	20.19	20.16	/	**21.0**	**21.0**	**/**
		2535.0	**20.24**	20.17	/			
		2510.0	20.15	20.19	/			
	50RB_25	2560.0	20.17	20.23	/			
		2535.0	20.16	20.19	/			
		2510.0	20.19	20.14	/			
	50RB_0	2560.0	20.17	20.15	/			
		2535.0	20.09	20.09	/			
		2510.0	20.10	20.09	/			
	100RB_0	2560.0	20.18	20.13	/			
		2535.0	20.14	20.10	/			
		2510.0	20.10	20.08	/			

©Copyright. All rights reserved by SAICT

Ant.0 - Power Level A1/A2/B1/B2								
LTE Band 13			Actual output Power (dBm)			Tune up		
Band -width	RB No. / RB offset	Frequency (MHz)	Modulation			Modulation		
			QPSK	16QAM	64QAM	QPSK	16QAM	64QAM
5 MHz	1RB_24	784.5	23.01	22.27	/	24.5	23.5	/
		782.0	23.15	22.41	/			
		779.5	23.21	22.43	/			
	1RB_12	784.5	23.30	22.72	/			
		782.0	23.37	22.64	/			
		779.5	23.47	22.57	/			
	1RB_0	784.5	23.22	22.42	/			
		782.0	23.18	22.37	/			
		779.5	23.03	22.38	/			
	12RB_13	784.5	22.24	21.35	/	23.5	22.5	/
		782.0	22.32	21.43	/			
		779.5	22.30	21.42	/			
	12RB_6	784.5	22.33	21.41	/			
		782.0	22.36	21.51	/			
		779.5	22.30	21.43	/			
	12RB_0	784.5	22.36	21.43	/			
		782.0	22.32	21.42	/			
		779.5	22.19	21.22	/			
	25RB_0	784.5	22.27	21.34	/			
		782.0	22.34	21.43	/			
		779.5	22.22	21.31	/			

©Copyright. All rights reserved by SAICT

Ant.0 - Power Level A1/A2/B1/B2								
LTE Band 13			Actual output Power (dBm)			**Tune up**		
Band -width	RB No. / RB offset	Frequency (MHz)	Modulation			Modulation		
			QPSK	16QAM	64QAM	QPSK	16QAM	64QAM
10 MHz	1RB_49	782.0	23.13	22.44	/	**24.5**	**23.5**	**/**
	1RB_24	782.0	**23.39**	22.60	/			
	1RB_0	782.0	23.18	22.57	/			
	25RB_25	782.0	22.35	21.39	/	**23.5**	**22.5**	**/**
	25RB_12	782.0	**22.36**	21.38	/			
	25RB_0	782.0	22.30	21.36	/			
	50RB_0	782.0	22.35	21.41	/			

©Copyright. All rights reserved by SAICT

Ant.1 - Power Level A1/A2/B1/B2								
LTE Band 13			Actual output Power (dBm)			**Tune up**		
Band -width	RB No. / RB offset	Frequency (MHz)	Modulation			Modulation		
			QPSK	16QAM	64QAM	QPSK	16QAM	64QAM
5 MHz	1RB_24	784.5	23.08	22.39	/	**24.5**	**23.5**	**/**
		782.0	23.24	22.43	/			
		779.5	23.26	22.49	/			
	1RB_12	784.5	23.47	22.75	/			
		782.0	23.42	22.72	/			
		779.5	23.32	22.70	/			
	1RB_0	784.5	23.23	22.49	/			
		782.0	23.20	22.45	/			
		779.5	23.11	22.42	/			
	12RB_13	784.5	22.26	21.35	/	**23.5**	**22.5**	**/**
		782.0	22.35	21.39	/			
		779.5	22.35	21.41	/			
	12RB_6	784.5	22.33	21.47	/			
		782.0	22.40	21.47	/			
		779.5	22.34	21.44	/			
	12RB_0	784.5	22.39	21.45	/			
		782.0	22.37	21.44	/			
		779.5	22.20	21.25	/			
	25RB_0	784.5	22.30	21.44	/			
		782.0	22.38	21.47	/			
		779.5	22.30	21.36	/			

©Copyright. All rights reserved by SAICT

Ant.1 - Power Level A1/A2/B1/B2								
LTE Band 13			Actual output Power (dBm)			**Tune up**		
Band -width	RB No. / RB offset	Frequency (MHz)	Modulation			Modulation		
			QPSK	16QAM	64QAM	QPSK	16QAM	64QAM
10 MHz	1RB_49	782.0	23.13	22.45	/	**24.5**	**23.5**	**/**
	1RB_24	782.0	**23.46**	22.69	/			
	1RB_0	782.0	23.22	22.62	/			
	25RB_25	782.0	22.38	21.52	/	**23.5**	**22.5**	**/**
	25RB_12	782.0	**22.40**	21.53	/			
	25RB_0	782.0	22.36	21.40	/			
	50RB_0	782.0	22.35	21.47	/			

©Copyright. All rights reserved by SAICT

Ant.0 - Power Level A1/A2/B1/B2								
LTE Band 38			Actual output Power (dBm)			Tune up		
Band -width	RB No. / RB offset	Frequency (MHz)	Modulation			Modulation		
			QPSK	16QAM	64QAM	QPSK	16QAM	64QAM
5 MHz	1RB_24	2617.5	22.45	21.48	/	24.0	23.0	/
		2595.0	22.48	21.51	/			
		2572.5	22.51	21.50	/			
	1RB_12	2617.5	22.59	21.66	/			
		2595.0	22.63	21.72	/			
		2572.5	22.70	21.71	/			
	1RB_0	2617.5	22.48	21.48	/			
		2595.0	22.53	21.55	/			
		2572.5	22.53	21.48	/			
	12RB_13	2617.5	21.62	20.54	/	23.0	22.0	/
		2595.0	21.63	20.55	/			
		2572.5	21.62	20.55	/			
	12RB_6	2617.5	21.64	20.59	/			
		2595.0	21.73	20.62	/			
		2572.5	21.70	20.66	/			
	12RB_0	2617.5	21.62	20.53	/			
		2595.0	21.67	20.52	/			
		2572.5	21.67	20.56	/			
	25RB_0	2617.5	21.60	20.59	/			
		2595.0	21.65	20.62	/			
		2572.5	21.61	20.68	/			

©Copyright. All rights reserved by SAICT

Ant.0 - Power Level A1/A2/B1/B2								
LTE Band 38			Actual output Power (dBm)			Tune up		
Band -width	RB No. / RB offset	Frequency (MHz)	Modulation			Modulation		
			QPSK	16QAM	64QAM	QPSK	16QAM	64QAM
10 MHz	1RB_49	2615.0	22.55	21.60	/	24.0	23.0	/
		2595.0	22.62	21.64	/			
		2575.0	22.66	21.71	/			
	1RB_24	2615.0	22.69	21.72	/			
		2595.0	22.71	21.73	/			
		2575.0	22.73	21.73	/			
	1RB_0	2615.0	22.59	21.64	/			
		2595.0	22.64	21.69	/			
		2575.0	22.66	21.68	/			
	25RB_25	2615.0	21.55	20.56	/	23.0	22.0	/
		2595.0	21.60	20.57	/			
		2575.0	21.67	20.61	/			
	25RB_12	2615.0	21.60	20.65	/			
		2595.0	21.63	20.67	/			
		2575.0	21.64	20.61	/			
	25RB_0	2615.0	21.63	20.64	/			
		2595.0	21.62	20.66	/			
		2575.0	21.66	20.66	/			
	50RB_0	2615.0	21.55	20.55	/			
		2595.0	21.53	20.62	/			
		2575.0	21.60	20.62	/			

©Copyright. All rights reserved by SAICT

Ant.0 - Power Level A1/A2/B1/B2								
LTE Band 38			Actual output Power (dBm)			Tune up		
Band -width	RB No. / RB offset	Frequency (MHz)	Modulation			Modulation		
			QPSK	16QAM	64QAM	QPSK	16QAM	64QAM
15 MHz	1RB_74	2612.5	22.44	21.46	/	24.0	23.0	/
		2595.0	22.49	21.48	/			
		2577.5	22.52	21.54	/			
	1RB_37	2612.5	22.54	21.58	/			
		2595.0	22.62	21.64	/			
		2577.5	22.64	21.67	/			
	1RB_0	2612.5	22.51	21.45	/			
		2595.0	22.52	21.53	/			
		2577.5	22.55	21.59	/			
	36RB_38	2612.5	21.65	20.50	/	23.0	22.0	/
		2595.0	21.64	20.54	/			
		2577.5	21.66	20.60	/			
	36RB_19	2612.5	21.59	20.55	/			
		2595.0	21.66	20.54	/			
		2577.5	21.66	20.59	/			
	36RB_0	2612.5	21.65	20.51	/			
		2595.0	21.63	20.49	/			
		2577.5	21.64	20.51	/			
	75RB_0	2612.5	21.52	20.55	/			
		2595.0	21.59	20.51	/			
		2577.5	21.57	20.52	/			

©Copyright. All rights reserved by SAICT

Ant.0 - Power Level A1/A2/B1/B2								
LTE Band 38			Actual output Power (dBm)			**Tune up**		
Band -width	RB No. / RB offset	Frequency (MHz)	Modulation			Modulation		
			QPSK	16QAM	64QAM	QPSK	16QAM	64QAM
20 MHz	1RB_99	2610.0	22.27	21.31	/	**24.0**	**23.0**	**/**
		2595.0	22.33	21.27	/			
		2580.0	22.36	21.36	/			
	1RB_50	2610.0	22.60	21.71	/			
		2595.0	22.62	21.76	/			
		2580.0	**22.66**	21.66	/			
	1RB_0	2610.0	22.30	21.33	/			
		2595.0	22.36	21.41	/			
		2580.0	22.36	21.40	/			
	50RB_50	2610.0	21.45	20.48	/	**23.0**	**22.0**	**/**
		2595.0	21.51	20.54	/			
		2580.0	21.50	20.55	/			
	50RB_25	2610.0	21.49	20.54	/			
		2595.0	**21.54**	20.52	/			
		2580.0	21.52	20.54	/			
	50RB_0	2610.0	21.40	20.39	/			
		2595.0	21.48	20.46	/			
		2580.0	21.49	20.52	/			
	100RB_0	2610.0	21.45	20.52	/			
		2595.0	21.50	20.55	/			
		2580.0	21.59	20.57	/			

©Copyright. All rights reserved by SAICT

Ant.1 - Power Level A1/A2								
LTE Band 38			Actual output Power (dBm)			**Tune up**		
Band -width	RB No. / RB offset	Frequency (MHz)	Modulation			Modulation		
			QPSK	16QAM	64QAM	QPSK	16QAM	64QAM
5 MHz	1RB_24	2617.5	19.50	19.55	/	**21.0**	**21.0**	**/**
		2595.0	19.58	19.58	/			
		2572.5	19.59	19.62	/			
	1RB_12	2617.5	19.78	19.83	/			
		2595.0	19.79	19.85	/			
		2572.5	19.81	19.86	/			
	1RB_0	2617.5	19.57	19.58	/			
		2595.0	19.60	19.67	/			
		2572.5	19.62	19.65	/			
	12RB_13	2617.5	19.67	19.62	/	**21.0**	**21.0**	**/**
		2595.0	19.75	19.66	/			
		2572.5	19.72	19.70	/			
	12RB_6	2617.5	19.74	19.68	/			
		2595.0	19.79	19.75	/			
		2572.5	19.73	19.71	/			
	12RB_0	2617.5	19.66	19.63	/			
		2595.0	19.73	19.64	/			
		2572.5	19.70	19.64	/			
	25RB_0	2617.5	19.69	19.68	/			
		2595.0	19.76	19.74	/			
		2572.5	19.78	19.76	/			

©Copyright. All rights reserved by SAICT

Ant.1 - Power Level A1/A2								
LTE Band 38			Actual output Power (dBm)			Tune up		
Band -width	RB No. / RB offset	Frequency (MHz)	Modulation			Modulation		
			QPSK	16QAM	64QAM	QPSK	16QAM	64QAM
10 MHz	1RB_49	2615.0	19.64	19.67	/	21.0	21.0	/
		2595.0	19.68	19.75	/			
		2575.0	19.74	19.83	/			
	1RB_24	2615.0	19.80	19.81	/			
		2595.0	19.82	19.87	/			
		2575.0	19.80	19.88	/			
	1RB_0	2615.0	19.69	19.75	/			
		2595.0	19.71	19.78	/			
		2575.0	19.74	19.75	/			
	25RB_25	2615.0	19.69	19.69	/	21.0	21.0	/
		2595.0	19.75	19.73	/			
		2575.0	19.75	19.79	/			
	25RB_12	2615.0	19.74	19.78	/			
		2595.0	19.74	19.76	/			
		2575.0	19.76	19.77	/			
	25RB_0	2615.0	19.71	19.69	/			
		2595.0	19.74	19.73	/			
		2575.0	19.77	19.77	/			
	50RB_0	2615.0	19.64	19.67	/			
		2595.0	19.67	19.71	/			
		2575.0	19.67	19.68	/			

©Copyright. All rights reserved by SAICT

Ant.1 - Power Level A1/A2								
LTE Band 38			Actual output Power (dBm)			Tune up		
Band -width	RB No. / RB offset	Frequency (MHz)	Modulation			Modulation		
			QPSK	16QAM	64QAM	QPSK	16QAM	64QAM
15 MHz	1RB_74	2612.5	19.52	19.61	/	21.0	21.0	/
		2595.0	19.52	19.63	/			
		2577.5	19.58	19.67	/			
	1RB_37	2612.5	19.64	19.67	/			
		2595.0	19.67	19.76	/			
		2577.5	19.70	19.77	/			
	1RB_0	2612.5	19.53	19.58	/			
		2595.0	19.61	19.66	/			
		2577.5	19.61	19.64	/			
	36RB_38	2612.5	19.72	19.63	/	21.0	21.0	/
		2595.0	19.73	19.71	/			
		2577.5	19.75	19.70	/			
	36RB_19	2612.5	19.75	19.45	/			
		2595.0	19.77	19.71	/			
		2577.5	19.82	19.71	/			
	36RB_0	2612.5	19.72	19.64	/			
		2595.0	19.70	19.68	/			
		2577.5	19.75	19.66	/			
	75RB_0	2612.5	19.61	19.60	/			
		2595.0	19.68	19.64	/			
		2577.5	19.70	19.69	/			

©Copyright. All rights reserved by SAICT

Ant.1 - Power Level A1/A2								
LTE Band 38			Actual output Power (dBm)			**Tune up**		
Band -width	RB No. / RB offset	Frequency (MHz)	Modulation			Modulation		
			QPSK	16QAM	64QAM	QPSK	16QAM	64QAM
20 MHz	1RB_99	2610.0	19.32	19.40	/	**21.0**	**21.0**	**/**
		2595.0	19.36	19.39	/			
		2580.0	19.40	19.48	/			
	1RB_50	2610.0	19.78	19.80	/			
		2595.0	**19.79**	19.87	/			
		2580.0	19.75	19.83	/			
	1RB_0	2610.0	19.37	19.46	/			
		2595.0	19.45	19.52	/			
		2580.0	19.39	19.53	/			
	50RB_50	2610.0	19.58	19.60	/	**21.0**	**21.0**	**/**
		2595.0	19.59	19.61	/			
		2580.0	19.61	19.63	/			
	50RB_25	2610.0	19.59	19.62	/			
		2595.0	19.62	19.65	/			
		2580.0	19.58	19.67	/			
	50RB_0	2610.0	19.60	19.57	/			
		2595.0	**19.63**	19.61	/			
		2580.0	19.59	19.62	/			
	100RB_0	2610.0	19.65	19.65	/			
		2595.0	19.61	19.68	/			
		2580.0	19.66	19.70	/			

©Copyright. All rights reserved by SAICT

Ant.1 - Power Level B1/B2								
LTE Band 38			Actual output Power (dBm)			**Tune up**		
Band -width	RB No. / RB offset	Frequency (MHz)	Modulation			Modulation		
			QPSK	16QAM	64QAM	QPSK	16QAM	64QAM
5 MHz	1RB_24	2617.5	21.71	21.65	/	**23.0**	**23.0**	**/**
		2595.0	21.76	21.67	/			
		2572.5	21.78	21.70	/			
	1RB_12	2617.5	21.90	21.81	/			
		2595.0	21.95	21.87	/			
		2572.5	21.94	21.87	/			
	1RB_0	2617.5	21.72	21.65	/			
		2595.0	21.77	21.72	/			
		2572.5	21.77	21.69	/			
	12RB_13	2617.5	21.71	20.68	/	**23.0**	**22.0**	**/**
		2595.0	21.78	20.70	/			
		2572.5	21.74	20.72	/			
	12RB_6	2617.5	21.77	20.72	/			
		2595.0	21.87	20.81	/			
		2572.5	21.84	20.77	/			
	12RB_0	2617.5	21.69	20.68	/			
		2595.0	21.74	20.65	/			
		2572.5	21.76	20.69	/			
	25RB_0	2617.5	21.69	20.77	/			
		2595.0	21.81	20.77	/			
		2572.5	21.84	20.84	/			

©Copyright. All rights reserved by SAICT

Ant.1 - Power Level B1/B2								
LTE Band 38			Actual output Power (dBm)			Tune up		
Band -width	RB No. / RB offset	Frequency (MHz)	Modulation			Modulation		
			QPSK	16QAM	64QAM	QPSK	16QAM	64QAM
10 MHz	1RB_49	2615.0	21.81	21.72	/	23.0	23.0	/
		2595.0	21.85	21.80	/			
		2575.0	21.90	21.86	/			
	1RB_24	2615.0	21.92	21.83	/			
		2595.0	21.96	21.90	/			
		2575.0	21.96	21.89	/			
	1RB_0	2615.0	21.84	21.76	/			
		2595.0	21.89	21.81	/			
		2575.0	21.87	21.79	/			
	25RB_25	2615.0	21.70	20.71	/	23.0	22.0	/
		2595.0	21.76	20.74	/			
		2575.0	21.75	20.85	/			
	25RB_12	2615.0	21.73	20.78	/			
		2595.0	21.76	20.81	/			
		2575.0	21.77	20.77	/			
	25RB_0	2615.0	21.71	20.79	/			
		2595.0	21.77	20.79	/			
		2575.0	21.80	20.82	/			
	50RB_0	2615.0	21.67	20.72	/			
		2595.0	21.72	20.75	/			
		2575.0	21.72	20.75	/			

©Copyright. All rights reserved by SAICT

Ant.1 - Power Level B1/B2								
LTE Band 38			Actual output Power (dBm)			**Tune up**		
Band -width	RB No. / RB offset	Frequency (MHz)	Modulation			Modulation		
			QPSK	16QAM	64QAM	QPSK	16QAM	64QAM
15 MHz	1RB_74	2612.5	21.68	21.59	/	**23.0**	**23.0**	**/**
		2595.0	21.68	21.64	/			
		2577.5	21.73	21.70	/			
	1RB_37	2612.5	21.76	21.71	/			
		2595.0	21.84	21.77	/			
		2577.5	21.86	21.81	/			
	1RB_0	2612.5	21.69	21.64	/			
		2595.0	21.77	21.66	/			
		2577.5	21.78	21.69	/			
	36RB_38	2612.5	21.66	20.57	/	**23.0**	**22.0**	**/**
		2595.0	21.76	20.68	/			
		2577.5	21.78	20.72	/			
	36RB_19	2612.5	21.72	20.65	/			
		2595.0	21.77	20.67	/			
		2577.5	21.80	20.72	/			
	36RB_0	2612.5	21.62	20.68	/			
		2595.0	21.76	20.68	/			
		2577.5	21.80	20.68	/			
	75RB_0	2612.5	21.65	20.68	/			
		2595.0	21.63	20.65	/			
		2577.5	21.77	20.66	/			

©Copyright. All rights reserved by SAICT

Ant.1 - Power Level B1/B2								
LTE Band 38			Actual output Power (dBm)			**Tune up**		
Band -width	RB No. / RB offset	Frequency (MHz)	Modulation			Modulation		
			QPSK	16QAM	64QAM	QPSK	16QAM	64QAM
20 MHz	1RB_99	2610.0	21.46	21.44	/	**23.0**	**23.0**	**/**
		2595.0	21.49	21.44	/			
		2580.0	21.55	21.49	/			
	1RB_50	2610.0	21.79	21.81	/			
		2595.0	21.83	21.81	/			
		2580.0	**21.91**	21.83	/			
	1RB_0	2610.0	21.51	21.45	/			
		2595.0	21.58	21.50	/			
		2580.0	21.55	21.49	/			
	50RB_50	2610.0	21.71	20.61	/	**23.0**	**22.0**	**/**
		2595.0	21.75	20.59	/			
		2580.0	21.76	20.61	/			
	50RB_25	2610.0	21.75	20.65	/			
		2595.0	21.75	20.66	/			
		2580.0	**21.86**	20.67	/			
	50RB_0	2610.0	21.67	20.54	/			
		2595.0	21.71	20.61	/			
		2580.0	21.77	20.62	/			
	100RB_0	2610.0	21.76	20.66	/			
		2595.0	21.84	20.66	/			
		2580.0	21.82	20.68	/			

©Copyright. All rights reserved by SAICT

Ant.0 - Power Level A1/A2/B1/B2								
LTE Band 41			Actual output Power (dBm)			Tune up		
Band -width	RB No. / RB offset	Frequency (MHz)	Modulation			Modulation		
			QPSK	16QAM	64QAM	QPSK	16QAM	64QAM
5 MHz	1RB_24	2652.5	22.29	21.30	/	24.0	23.0	/
		2595.0	22.43	21.48	/			
		2537.5	22.33	21.38	/			
	1RB_12	2652.5	22.50	21.54	/			
		2595.0	22.62	21.69	/			
		2537.5	22.58	21.63	/			
	1RB_0	2652.5	22.37	21.39	/			
		2595.0	22.46	21.50	/			
		2537.5	22.37	21.36	/			
	12RB_13	2652.5	21.48	20.35	/	23.0	22.0	/
		2595.0	21.57	20.52	/			
		2537.5	21.43	20.41	/			
	12RB_6	2652.5	21.58	20.46	/			
		2595.0	21.70	20.53	/			
		2537.5	21.61	20.48	/			
	12RB_0	2652.5	21.48	20.39	/			
		2595.0	21.59	20.52	/			
		2537.5	21.59	20.46	/			
	25RB_0	2652.5	21.50	20.45	/			
		2595.0	21.63	20.56	/			
		2537.5	21.49	20.52	/			

©Copyright. All rights reserved by SAICT

Ant.0 - Power Level A1/A2/B1/B2								
LTE Band 41			Actual output Power (dBm)			**Tune up**		
Band -width	RB No. / RB offset	Frequency (MHz)	Modulation			Modulation		
			QPSK	16QAM	64QAM	QPSK	16QAM	64QAM
10 MHz	1RB_49	2650.0	22.32	21.43	/	**24.0**	**23.0**	**/**
		2595.0	22.56	21.59	/			
		2540.0	22.46	21.49	/			
	1RB_24	2650.0	22.55	21.59	/			
		2595.0	22.71	21.70	/			
		2540.0	22.53	21.57	/			
	1RB_0	2650.0	22.49	21.54	/			
		2595.0	22.61	21.62	/			
		2540.0	22.52	21.48	/			
	25RB_25	2650.0	21.43	20.47	/	**23.0**	**22.0**	**/**
		2595.0	21.54	20.55	/			
		2540.0	21.43	20.47	/			
	25RB_12	2650.0	21.50	20.51	/			
		2595.0	21.58	20.59	/			
		2540.0	21.51	20.51	/			
	25RB_0	2650.0	21.53	20.53	/			
		2595.0	21.59	20.63	/			
		2540.0	21.54	20.53	/			
	50RB_0	2650.0	21.39	20.49	/			
		2595.0	21.48	20.57	/			
		2540.0	21.37	20.45	/			

©Copyright. All rights reserved by SAICT

Ant.0 - Power Level A1/A2/B1/B2								
LTE Band 41			Actual output Power (dBm)			Tune up		
Band -width	RB No. / RB offset	Frequency (MHz)	Modulation			Modulation		
			QPSK	16QAM	64QAM	QPSK	16QAM	64QAM
15 MHz	1RB_74	2647.5	22.30	21.32	/	24.0	23.0	/
		2595.0	22.42	21.45	/			
		2542.5	22.37	21.44	/			
	1RB_37	2647.5	22.46	21.49	/			
		2595.0	22.56	21.62	/			
		2542.5	22.46	21.52	/			
	1RB_0	2647.5	22.39	21.43	/			
		2595.0	22.50	21.49	/			
		2542.5	22.35	21.45	/			
	36RB_38	2647.5	21.44	20.36	/	23.0	22.0	/
		2595.0	21.54	20.48	/			
		2542.5	21.45	20.40	/			
	36RB_19	2647.5	21.49	20.44	/			
		2595.0	21.64	20.53	/			
		2542.5	21.52	20.44	/			
	36RB_0	2647.5	21.45	20.43	/			
		2595.0	21.58	20.48	/			
		2542.5	21.49	20.46	/			
	75RB_0	2647.5	21.39	20.42	/			
		2595.0	21.59	20.51	/			
		2542.5	21.40	20.48	/			

©Copyright. All rights reserved by SAICT

Ant.0 - Power Level A1/A2/B1/B2								
LTE Band 41			Actual output Power (dBm)			**Tune up**		
Band -width	RB No. / RB offset	Frequency (MHz)	Modulation			Modulation		
			QPSK	16QAM	64QAM	QPSK	16QAM	64QAM
20 MHz	1RB_99	2645.0	22.11	21.13	/	**24.0**	**23.0**	**/**
		2595.0	22.23	21.28	/			
		2545.0	22.21	21.22	/			
	1RB_50	2645.0	22.51	21.52	/			
		2595.0	**22.57**	21.62	/			
		2545.0	22.46	21.52	/			
	1RB_0	2645.0	22.28	21.30	/			
		2595.0	22.31	21.31	/			
		2545.0	22.25	21.29	/			
	50RB_50	2645.0	21.28	20.28	/	**23.0**	**22.0**	**/**
		2595.0	21.42	20.48	/			
		2545.0	21.33	20.38	/			
	50RB_25	2645.0	21.37	20.48	/			
		2595.0	21.45	20.47	/			
		2545.0	21.40	20.41	/			
	50RB_0	2645.0	21.46	20.54	/			
		2595.0	**21.48**	20.50	/			
		2545.0	21.44	20.52	/			
	100RB_0	2645.0	21.45	20.46	/			
		2595.0	21.53	20.51	/			
		2545.0	21.44	20.49	/			

©Copyright. All rights reserved by SAICT

Ant.1 - Power Level A1/A2								
LTE Band 41			Actual output Power (dBm)			**Tune up**		
Band -width	RB No. / RB offset	Frequency (MHz)	Modulation			Modulation		
			QPSK	16QAM	64QAM	QPSK	16QAM	64QAM
5 MHz	1RB_24	2652.5	20.47	20.52	/	**22.0**	**22.0**	**/**
		2595.0	20.55	20.62	/			
		2537.5	20.34	20.50	/			
	1RB_12	2652.5	20.70	20.77	/			
		2595.0	20.79	20.89	/			
		2537.5	20.71	20.79	/			
	1RB_0	2652.5	20.54	20.56	/			
		2595.0	20.59	20.63	/			
		2537.5	20.57	20.54	/			
	12RB_13	2652.5	20.57	20.55	/	**22.0**	**22.0**	**/**
		2595.0	20.73	20.68	/			
		2537.5	20.52	20.58	/			
	12RB_6	2652.5	20.78	20.66	/			
		2595.0	20.84	20.75	/			
		2537.5	20.54	20.64	/			
	12RB_0	2652.5	20.64	20.63	/			
		2595.0	20.70	20.67	/			
		2537.5	20.63	20.58	/			
	25RB_0	2652.5	20.65	20.69	/			
		2595.0	20.75	20.71	/			
		2537.5	20.58	20.65	/			

©Copyright. All rights reserved by SAICT

Ant.1 - Power Level A1/A2								
LTE Band 41			Actual output Power (dBm)			**Tune up**		
Band -width	RB No. / RB offset	Frequency (MHz)	Modulation			Modulation		
			QPSK	16QAM	64QAM	QPSK	16QAM	64QAM
10 MHz	1RB_49	2650.0	20.56	20.65	/	**22.0**	**22.0**	**/**
		2595.0	20.68	20.74	/			
		2540.0	20.50	20.64	/			
	1RB_24	2650.0	20.72	20.78	/			
		2595.0	20.82	20.90	/			
		2540.0	20.56	20.73	/			
	1RB_0	2650.0	20.65	20.71	/			
		2595.0	20.69	20.78	/			
		2540.0	20.61	20.66	/			
	25RB_25	2650.0	20.62	20.62	/	**22.0**	**22.0**	**/**
		2595.0	20.71	20.75	/			
		2540.0	20.74	20.64	/			
	25RB_12	2650.0	20.70	20.70	/			
		2595.0	20.73	20.78	/			
		2540.0	20.73	20.66	/			
	25RB_0	2650.0	20.73	20.73	/			
		2595.0	20.76	20.74	/			
		2540.0	20.41	20.69	/			
	50RB_0	2650.0	20.56	20.65	/			
		2595.0	20.68	20.71	/			
		2540.0	20.57	20.62	/			

©Copyright. All rights reserved by SAICT

Ant.1 - Power Level A1/A2								
LTE Band 41			Actual output Power (dBm)			**Tune up**		
Band -width	RB No. / RB offset	Frequency (MHz)	Modulation			Modulation		
			QPSK	16QAM	64QAM	QPSK	16QAM	64QAM
15 MHz	1RB_74	2647.5	20.46	20.50	/	**22.0**	**22.0**	**/**
		2595.0	20.57	20.60	/			
		2542.5	20.53	20.56	/			
	1RB_37	2647.5	20.62	20.66	/			
		2595.0	20.71	20.75	/			
		2542.5	20.56	20.63	/			
	1RB_0	2647.5	20.55	20.58	/			
		2595.0	20.61	20.67	/			
		2542.5	20.48	20.56	/			
	36RB_38	2647.5	20.63	20.55	/	**22.0**	**22.0**	**/**
		2595.0	20.77	20.64	/			
		2542.5	20.61	20.56	/			
	36RB_19	2647.5	20.64	20.62	/			
		2595.0	20.75	20.67	/			
		2542.5	20.67	20.56	/			
	36RB_0	2647.5	20.70	20.60	/			
		2595.0	20.75	20.65	/			
		2542.5	20.58	20.59	/			
	75RB_0	2647.5	20.58	20.66	/			
		2595.0	20.70	20.68	/			
		2542.5	20.50	20.60	/			

©Copyright. All rights reserved by SAICT

Ant.1 - Power Level A1/A2								
LTE Band 41			Actual output Power (dBm)			**Tune up**		
Band -width	RB No. / RB offset	Frequency (MHz)	Modulation			Modulation		
			QPSK	16QAM	64QAM	QPSK	16QAM	64QAM
20 MHz	1RB_99	2645.0	20.26	20.38	/	**22.0**	**22.0**	**/**
		2595.0	20.37	20.47	/			
		2545.0	20.35	20.37	/			
	1RB_50	2645.0	20.65	20.77	/			
		2595.0	**20.81**	20.84	/			
		2545.0	20.69	20.72	/			
	1RB_0	2645.0	20.44	20.48	/			
		2595.0	20.45	20.54	/			
		2545.0	20.34	20.42	/			
	50RB_50	2645.0	20.43	20.51	/	**22.0**	**22.0**	**/**
		2595.0	20.61	20.66	/			
		2545.0	20.49	20.52	/			
	50RB_25	2645.0	20.58	20.60	/			
		2595.0	20.61	20.66	/			
		2545.0	20.47	20.55	/			
	50RB_0	2645.0	20.59	20.71	/			
		2595.0	**20.62**	20.68	/			
		2545.0	20.57	20.65	/			
	100RB_0	2645.0	20.54	20.60	/			
		2595.0	20.72	20.68	/			
		2545.0	20.55	20.61	/			

©Copyright. All rights reserved by SAICT

Ant.1 - Power Level B1/B2								
LTE Band 41			Actual output Power (dBm)			**Tune up**		
Band -width	RB No. / RB offset	Frequency (MHz)	Modulation			Modulation		
			QPSK	16QAM	64QAM	QPSK	16QAM	64QAM
5 MHz	1RB_24	2652.5	22.51	21.51	/	**24.0**	**23.0**	**/**
		2595.0	22.64	21.64	/			
		2537.5	22.50	21.49	/			
	1RB_12	2652.5	22.66	21.70	/			
		2595.0	22.85	21.88	/			
		2537.5	22.81	21.79	/			
	1RB_0	2652.5	22.56	21.60	/			
		2595.0	22.63	21.71	/			
		2537.5	22.53	21.57	/			
	12RB_13	2652.5	21.69	20.59	/	**23.0**	**22.0**	**/**
		2595.0	21.71	20.69	/			
		2537.5	21.62	20.58	/			
	12RB_6	2652.5	21.77	20.74	/			
		2595.0	21.87	20.78	/			
		2537.5	21.74	20.64	/			
	12RB_0	2652.5	21.73	20.66	/			
		2595.0	21.77	20.71	/			
		2537.5	21.69	20.61	/			
	25RB_0	2652.5	21.71	20.70	/			
		2595.0	21.77	20.78	/			
		2537.5	21.66	20.66	/			

©Copyright. All rights reserved by SAICT

Ant.1 - Power Level B1/B2								
LTE Band 41			Actual output Power (dBm)			**Tune up**		
Band -width	RB No. / RB offset	Frequency (MHz)	Modulation			Modulation		
			QPSK	16QAM	64QAM	QPSK	16QAM	64QAM
10 MHz	1RB_49	2650.0	22.63	21.65	/	**24.0**	**23.0**	**/**
		2595.0	22.75	21.75	/			
		2540.0	22.63	21.65	/			
	1RB_24	2650.0	22.77	21.84	/			
		2595.0	22.86	21.90	/			
		2540.0	22.67	21.69	/			
	1RB_0	2650.0	22.68	21.74	/			
		2595.0	22.76	21.80	/			
		2540.0	22.66	21.70	/			
	25RB_25	2650.0	21.65	20.68	/	**23.0**	**22.0**	**/**
		2595.0	21.71	20.76	/			
		2540.0	21.60	20.68	/			
	25RB_12	2650.0	21.70	20.76	/			
		2595.0	21.75	20.84	/			
		2540.0	21.69	20.66	/			
	25RB_0	2650.0	21.75	20.74	/			
		2595.0	21.77	20.84	/			
		2540.0	21.71	20.70	/			
	50RB_0	2650.0	21.61	20.68	/			
		2595.0	21.70	20.72	/			
		2540.0	21.54	20.61	/			

©Copyright. All rights reserved by SAICT

Ant.1 - Power Level B1/B2								
LTE Band 41			Actual output Power (dBm)			**Tune up**		
Band -width	RB No. / RB offset	Frequency (MHz)	Modulation			Modulation		
			QPSK	16QAM	64QAM	QPSK	16QAM	64QAM
15 MHz	1RB_74	2647.5	22.50	21.54	/	**24.0**	**23.0**	**/**
		2595.0	22.61	21.63	/			
		2542.5	22.55	21.57	/			
	1RB_37	2647.5	22.66	21.68	/			
		2595.0	22.74	21.77	/			
		2542.5	22.64	21.63	/			
	1RB_0	2647.5	22.56	21.66	/			
		2595.0	22.65	21.72	/			
		2542.5	22.56	21.61	/			
	36RB_38	2647.5	21.58	20.56	/	**23.0**	**22.0**	**/**
		2595.0	21.77	20.64	/			
		2542.5	21.64	20.49	/			
	36RB_19	2647.5	21.70	20.68	/			
		2595.0	21.78	20.72	/			
		2542.5	21.68	20.57	/			
	36RB_0	2647.5	21.63	20.62	/			
		2595.0	21.77	20.69	/			
		2542.5	21.69	20.55	/			
	75RB_0	2647.5	21.57	20.67	/			
		2595.0	21.65	20.72	/			
		2542.5	21.58	20.63	/			

©Copyright. All rights reserved by SAICT

Ant.1 - Power Level B1/B2								
LTE Band 41			Actual output Power (dBm)			**Tune up**		
Band -width	RB No. / RB offset	Frequency (MHz)	Modulation			Modulation		
			QPSK	16QAM	64QAM	QPSK	16QAM	64QAM
20 MHz	1RB_99	2645.0	22.33	21.37	/	**24.0**	**23.0**	**/**
		2595.0	22.42	21.47	/			
		2545.0	22.39	21.39	/			
	1RB_50	2645.0	22.71	21.74	/			
		2595.0	**22.79**	21.80	/			
		2545.0	22.63	21.73	/			
	1RB_0	2645.0	22.48	21.49	/			
		2595.0	22.51	21.55	/			
		2545.0	22.41	21.45	/			
	50RB_50	2645.0	21.53	20.55	/	**23.0**	**22.0**	**/**
		2595.0	21.60	20.64	/			
		2545.0	21.61	20.54	/			
	50RB_25	2645.0	21.63	20.64	/			
		2595.0	**21.68**	20.68	/			
		2545.0	21.62	20.60	/			
	50RB_0	2645.0	21.62	20.72	/			
		2595.0	21.63	20.61	/			
		2545.0	21.54	20.61	/			
	100RB_0	2645.0	21.65	20.65	/			
		2595.0	21.64	20.68	/			
		2545.0	21.60	20.64	/			

©Copyright. All rights reserved by SAICT

Ant.0 - Power Level A1/A2								
LTE Band 66			Actual output Power (dBm)			Tune up		
Band -width	RB No. / RB offset	Frequency (MHz)	Modulation			Modulation		
			QPSK	16QAM	64QAM	QPSK	16QAM	64QAM
1.4 MHz	1RB_5	1779.3	22.65	21.95	/	24.0	23.0	/
		1745.0	22.62	22.03	/			
		1710.7	22.74	22.03	/			
	1RB_3	1779.3	22.76	22.08	/			
		1745.0	22.76	22.09	/			
		1710.7	22.85	22.11	/			
	1RB_0	1779.3	22.64	21.96	/			
		1745.0	22.62	21.99	/			
		1710.7	22.75	22.01	/			
	3RB_3	1779.3	22.72	21.70	/			
		1745.0	22.70	21.81	/			
		1710.7	22.84	21.83	/			
	3RB_1	1779.3	22.84	21.77	/			
		1745.0	22.81	21.85	/			
		1710.7	22.90	21.89	/			
	3RB_0	1779.3	22.73	21.73	/			
		1745.0	22.77	21.77	/			
		1710.7	22.80	21.86	/			
	6RB_0	1779.3	21.76	20.82	/	23.0	22.0	/
		1745.0	21.74	20.88	/			
		1710.7	21.86	20.92	/			

©Copyright. All rights reserved by SAICT

Ant.0 - Power Level A1/A2								
LTE Band 66			Actual output Power (dBm)			Tune up		
Band -width	RB No. / RB offset	Frequency (MHz)	Modulation			Modulation		
			QPSK	16QAM	64QAM	QPSK	16QAM	64QAM
3 MHz	1RB_14	1778.5	22.67	21.93	/	24.0	23.0	/
		1745.0	22.68	21.98	/			
		1711.5	22.77	22.08	/			
	1RB_7	1778.5	22.81	22.07	/			
		1745.0	22.85	22.07	/			
		1711.5	22.96	22.18	/			
	1RB_0	1778.5	22.69	21.93	/			
		1745.0	22.70	21.99	/			
		1711.5	22.80	22.06	/			
	8RB_7	1778.5	21.76	20.76	/	23.0	22.0	/
		1745.0	21.76	20.81	/			
		1711.5	21.87	20.91	/			
	8RB_4	1778.5	21.79	20.85	/			
		1745.0	21.77	20.84	/			
		1711.5	21.91	20.97	/			
	8RB_0	1778.5	21.78	20.81	/			
		1745.0	21.77	20.85	/			
		1711.5	21.86	20.92	/			
	15RB_0	1778.5	21.75	20.80	/			
		1745.0	21.76	20.77	/			
		1711.5	21.85	20.89	/			

©Copyright. All rights reserved by SAICT

Ant.0 - Power Level A1/A2								
LTE Band 66			Actual output Power (dBm)			Tune up		
Band -width	RB No. / RB offset	Frequency (MHz)	Modulation			Modulation		
			QPSK	16QAM	64QAM	QPSK	16QAM	64QAM
5 MHz	1RB_24	1777.5	22.56	21.87	/	24.0	23.0	/
		1745.0	22.53	21.88	/			
		1712.5	22.66	21.96	/			
	1RB_12	1777.5	22.87	22.16	/			
		1745.0	22.84	22.19	/			
		1712.5	22.96	22.23	/			
	1RB_0	1777.5	22.59	21.87	/			
		1745.0	22.61	21.89	/			
		1712.5	22.68	21.99	/			
	12RB_13	1777.5	21.75	20.69	/	23.0	22.0	/
		1745.0	21.79	20.72	/			
		1712.5	21.89	20.88	/			
	12RB_6	1777.5	21.81	20.79	/			
		1745.0	21.78	20.83	/			
		1712.5	21.84	20.91	/			
	12RB_0	1777.5	21.77	20.76	/			
		1745.0	21.79	20.77	/			
		1712.5	21.81	20.85	/			
	25RB_0	1777.5	21.78	20.75	/			
		1745.0	21.79	20.77	/			
		1712.5	21.84	20.86	/			

©Copyright. All rights reserved by SAICT

Ant.0 - Power Level A1/A2								
LTE Band 66			Actual output Power (dBm)			**Tune up**		
Band -width	RB No. / RB offset	Frequency (MHz)	Modulation			Modulation		
			QPSK	16QAM	64QAM	QPSK	16QAM	64QAM
10 MHz	1RB_49	1775.0	22.66	21.96	/	**24.0**	**23.0**	**/**
		1745.0	22.68	22.04	/			
		1715.0	22.73	22.08	/			
	1RB_24	1775.0	22.82	22.11	/			
		1745.0	22.84	22.16	/			
		1715.0	22.93	22.04	/			
	1RB_0	1775.0	22.68	22.03	/			
		1745.0	22.78	22.04	/			
		1715.0	22.82	22.12	/			
	25RB_25	1775.0	21.79	20.76	/	**23.0**	**22.0**	**/**
		1745.0	21.81	20.78	/			
		1715.0	21.92	20.88	/			
	25RB_12	1775.0	21.81	20.80	/			
		1745.0	21.80	20.78	/			
		1715.0	21.87	20.88	/			
	25RB_0	1775.0	21.83	20.82	/			
		1745.0	21.84	20.85	/			
		1715.0	21.87	20.86	/			
	50RB_0	1775.0	21.79	20.76	/			
		1745.0	21.84	20.82	/			
		1715.0	21.88	20.93	/			

©Copyright. All rights reserved by SAICT

Ant.0 - Power Level A1/A2								
LTE Band 66			Actual output Power (dBm)			Tune up		
Band -width	RB No. / RB offset	Frequency (MHz)	Modulation			Modulation		
			QPSK	16QAM	64QAM	QPSK	16QAM	64QAM
15 MHz	1RB_74	1772.5	22.54	21.95	/	24.0	23.0	/
		1745.0	22.53	21.93	/			
		1717.5	22.58	21.90	/			
	1RB_37	1772.5	22.71	22.04	/			
		1745.0	22.70	22.00	/			
		1717.5	22.75	22.01	/			
	1RB_0	1772.5	22.63	22.06	/			
		1745.0	22.66	22.01	/			
		1717.5	22.71	22.02	/			
	36RB_38	1772.5	21.80	20.79	/	23.0	22.0	/
		1745.0	21.77	20.75	/			
		1717.5	21.86	20.81	/			
	36RB_19	1772.5	21.82	20.77	/			
		1745.0	21.83	20.77	/			
		1717.5	21.86	20.80	/			
	36RB_0	1772.5	21.79	20.77	/			
		1745.0	21.85	20.87	/			
		1717.5	21.83	20.79	/			
	75RB_0	1772.5	21.78	20.77	/			
		1745.0	21.80	20.86	/			
		1717.5	21.83	20.81	/			

©Copyright. All rights reserved by SAICT

Ant.0 - Power Level A1/A2								
LTE Band 66			Actual output Power (dBm)			**Tune up**		
Band -width	RB No. / RB offset	Frequency (MHz)	Modulation			Modulation		
			QPSK	16QAM	64QAM	QPSK	16QAM	64QAM
20 MHz	1RB_99	1770.0	22.31	21.67	/	**24.0**	**23.0**	**/**
		1745.0	22.35	21.62	/			
		1720.0	22.32	21.66	/			
	1RB_50	1770.0	22.81	22.06	/			
		1745.0	22.76	22.01	/			
		1720.0	**22.83**	22.13	/			
	1RB_0	1770.0	22.47	21.78	/			
		1745.0	22.43	21.66	/			
		1720.0	22.47	21.86	/			
	50RB_50	1770.0	21.69	20.71	/	**23.0**	**22.0**	**/**
		1745.0	21.70	20.68	/			
		1720.0	21.76	20.74	/			
	50RB_25	1770.0	21.82	20.79	/			
		1745.0	21.84	20.82	/			
		1720.0	**21.85**	20.85	/			
	50RB_0	1770.0	21.75	20.76	/			
		1745.0	21.84	20.87	/			
		1720.0	21.76	20.77	/			
	100RB_0	1770.0	21.76	20.73	/			
		1745.0	21.79	20.80	/			
		1720.0	21.74	20.73	/			

©Copyright. All rights reserved by SAICT

Ant.0 - Power Level B1/B2								
LTE Band 66			Actual output Power (dBm)			Tune up		
Band -width	RB No. / RB offset	Frequency (MHz)	Modulation			Modulation		
			QPSK	16QAM	64QAM	QPSK	16QAM	64QAM
1.4 MHz	1RB_5	1779.3	21.18	21.45	/	22.5	22.5	/
		1745.0	21.17	21.53	/			
		1710.7	21.27	21.64	/			
	1RB_3	1779.3	21.33	21.55	/			
		1745.0	21.31	21.66	/			
		1710.7	21.40	21.74	/			
	1RB_0	1779.3	21.19	21.44	/			
		1745.0	21.17	21.47	/			
		1710.7	21.27	21.61	/			
	3RB_3	1779.3	21.28	21.28	/			
		1745.0	21.27	21.27	/			
		1710.7	21.37	21.32	/			
	3RB_1	1779.3	21.32	21.35	/			
		1745.0	21.31	21.33	/			
		1710.7	21.44	21.34	/			
	3RB_0	1779.3	21.30	21.31	/			
		1745.0	21.27	21.29	/			
		1710.7	21.35	21.34	/			
	6RB_0	1779.3	21.30	20.83	/	22.5	22.0	/
		1745.0	21.26	20.84	/			
		1710.7	21.43	20.85	/			

©Copyright. All rights reserved by SAICT

Ant.0 - Power Level B1/B2								
LTE Band 66			Actual output Power (dBm)			**Tune up**		
Band -width	RB No. / RB offset	Frequency (MHz)	Modulation			Modulation		
			QPSK	16QAM	64QAM	QPSK	16QAM	64QAM
3 MHz	1RB_14	1778.5	21.28	21.54	/	**22.5**	**22.5**	**/**
		1745.0	21.22	21.60	/			
		1711.5	21.38	21.67	/			
	1RB_7	1778.5	21.44	21.70	/			
		1745.0	21.46	21.78	/			
		1711.5	21.51	21.80	/			
	1RB_0	1778.5	21.25	21.57	/			
		1745.0	21.23	21.67	/			
		1711.5	21.39	21.68	/			
	8RB_7	1778.5	21.28	20.78	/	**22.5**	**22.0**	**/**
		1745.0	21.26	20.80	/			
		1711.5	21.38	20.96	/			
	8RB_4	1778.5	21.31	20.81	/			
		1745.0	21.33	20.87	/			
		1711.5	21.41	20.99	/			
	8RB_0	1778.5	21.34	20.80	/			
		1745.0	21.29	20.83	/			
		1711.5	21.39	20.96	/			
	15RB_0	1778.5	21.30	20.76	/			
		1745.0	21.28	20.75	/			
		1711.5	21.35	20.89	/			

©Copyright. All rights reserved by SAICT

Ant.0 - Power Level B1/B2								
LTE Band 66			Actual output Power (dBm)			**Tune up**		
Band -width	RB No. / RB offset	Frequency (MHz)	Modulation			Modulation		
			QPSK	16QAM	64QAM	QPSK	16QAM	64QAM
5 MHz	1RB_24	1777.5	21.10	21.37	/	**22.5**	**22.5**	**/**
		1745.0	21.13	21.45	/			
		1712.5	21.24	21.54	/			
	1RB_12	1777.5	21.47	21.69	/			
		1745.0	21.39	21.72	/			
		1712.5	21.49	21.81	/			
	1RB_0	1777.5	21.13	21.38	/			
		1745.0	21.17	21.48	/			
		1712.5	21.29	21.61	/			
	12RB_13	1777.5	21.28	20.73	/	**22.5**	**22.0**	**/**
		1745.0	21.25	20.75	/			
		1712.5	21.42	20.91	/			
	12RB_6	1777.5	21.35	20.78	/			
		1745.0	21.36	20.82	/			
		1712.5	21.44	20.92	/			
	12RB_0	1777.5	21.32	20.79	/			
		1745.0	21.31	20.83	/			
		1712.5	21.35	20.88	/			
	25RB_0	1777.5	21.29	20.80	/			
		1745.0	21.32	20.78	/			
		1712.5	21.40	20.89	/			

©Copyright. All rights reserved by SAICT

Ant.0 - Power Level B1/B2								
LTE Band 66			Actual output Power (dBm)			Tune up		
Band -width	RB No. / RB offset	Frequency (MHz)	Modulation			Modulation		
			QPSK	16QAM	64QAM	QPSK	16QAM	64QAM
10 MHz	1RB_49	1775.0	21.25	21.50	/	22.5	22.5	/
		1745.0	21.25	21.57	/			
		1715.0	21.34	21.50	/			
	1RB_24	1775.0	21.37	21.62	/			
		1745.0	21.33	21.61	/			
		1715.0	21.44	21.62	/			
	1RB_0	1775.0	21.30	21.58	/			
		1745.0	21.29	21.54	/			
		1715.0	21.40	21.59	/			
	25RB_25	1775.0	21.33	20.80	/	22.5	22.0	/
		1745.0	21.32	20.82	/			
		1715.0	21.43	20.97	/			
	25RB_12	1775.0	21.35	20.83	/			
		1745.0	21.34	20.83	/			
		1715.0	21.42	20.90	/			
	25RB_0	1775.0	21.37	20.85	/			
		1745.0	21.38	20.87	/			
		1715.0	21.37	20.90	/			
	50RB_0	1775.0	21.38	20.80	/			
		1745.0	21.34	20.89	/			
		1715.0	21.42	20.96	/			

©Copyright. All rights reserved by SAICT

Ant.0 - Power Level B1/B2								
LTE Band 66			Actual output Power (dBm)			Tune up		
Band -width	RB No. / RB offset	Frequency (MHz)	Modulation			Modulation		
			QPSK	16QAM	64QAM	QPSK	16QAM	64QAM
15 MHz	1RB_74	1772.5	21.19	21.47	/	22.5	22.5	/
		1745.0	21.13	21.44	/			
		1717.5	21.15	21.42	/			
	1RB_37	1772.5	21.34	21.62	/			
		1745.0	21.31	21.59	/			
		1717.5	21.38	21.58	/			
	1RB_0	1772.5	21.23	21.60	/			
		1745.0	21.24	21.49	/			
		1717.5	21.31	21.62	/			
	36RB_38	1772.5	21.36	20.84	/	22.5	22.0	/
		1745.0	21.29	20.81	/			
		1717.5	21.43	20.84	/			
	36RB_19	1772.5	21.36	20.80	/			
		1745.0	21.38	20.88	/			
		1717.5	21.41	20.86	/			
	36RB_0	1772.5	21.36	20.81	/			
		1745.0	21.39	20.88	/			
		1717.5	21.39	20.85	/			
	75RB_0	1772.5	21.35	20.81	/			
		1745.0	21.40	20.87	/			
		1717.5	21.37	20.86	/			

©Copyright. All rights reserved by SAICT

Ant.0 - Power Level B1/B2								
LTE Band 66			Actual output Power (dBm)			**Tune up**		
Band -width	RB No. / RB offset	Frequency (MHz)	Modulation			Modulation		
			QPSK	16QAM	64QAM	QPSK	16QAM	64QAM
20 MHz	1RB_99	1770.0	20.96	21.28	/	**22.5**	**22.5**	**/**
		1745.0	20.94	21.20	/			
		1720.0	20.97	21.28	/			
	1RB_50	1770.0	21.45	21.72	/			
		1745.0	**21.46**	21.65	/			
		1720.0	21.43	21.79	/			
	1RB_0	1770.0	21.07	21.36	/			
		1745.0	21.06	21.31	/			
		1720.0	21.07	21.41	/			
	50RB_50	1770.0	21.29	20.78	/	**22.5**	**22.0**	**/**
		1745.0	21.27	20.78	/			
		1720.0	21.29	20.78	/			
	50RB_25	1770.0	21.37	20.90	/			
		1745.0	21.39	20.92	/			
		1720.0	21.36	20.89	/			
	50RB_0	1770.0	21.38	20.83	/			
		1745.0	**21.46**	20.96	/			
		1720.0	21.37	20.82	/			
	100RB_0	1770.0	21.31	20.80	/			
		1745.0	21.38	20.86	/			
		1720.0	21.28	20.79	/			

©Copyright. All rights reserved by SAICT

Ant.1 - Power Level A1/A2								
LTE Band 66			Actual output Power (dBm)			Tune up		
Band -width	RB No. / RB offset	Frequency (MHz)	Modulation			Modulation		
			QPSK	16QAM	64QAM	QPSK	16QAM	64QAM
1.4 MHz	1RB_5	1779.3	17.19	17.52	/	18.5	18.5	/
		1745.0	17.25	17.62	/			
		1710.7	17.30	17.78	/			
	1RB_3	1779.3	17.29	17.67	/			
		1745.0	17.39	17.75	/			
		1710.7	17.41	17.83	/			
	1RB_0	1779.3	17.17	17.52	/			
		1745.0	17.24	17.63	/			
		1710.7	17.32	17.67	/			
	3RB_3	1779.3	17.26	17.27	/			
		1745.0	17.37	17.34	/			
		1710.7	17.44	17.42	/			
	3RB_1	1779.3	17.29	17.29	/			
		1745.0	17.34	17.39	/			
		1710.7	17.47	17.45	/			
	3RB_0	1779.3	17.23	17.26	/			
		1745.0	17.35	17.32	/			
		1710.7	17.42	17.43	/			
	6RB_0	1779.3	17.27	17.34	/	18.5	18.5	/
		1745.0	17.33	17.42	/			
		1710.7	17.44	17.51	/			

©Copyright. All rights reserved by SAICT

Ant.1 - Power Level A1/A2								
LTE Band 66			Actual output Power (dBm)			**Tune up**		
Band -width	RB No. / RB offset	Frequency (MHz)	Modulation			Modulation		
			QPSK	16QAM	64QAM	QPSK	16QAM	64QAM
3 MHz	1RB_14	1778.5	17.23	17.59	/	**18.5**	**18.5**	**/**
		1745.0	17.29	17.72	/			
		1711.5	17.43	17.79	/			
	1RB_7	1778.5	17.36	17.78	/			
		1745.0	17.36	17.97	/			
		1711.5	17.61	18.02	/			
	1RB_0	1778.5	17.24	17.58	/			
		1745.0	17.30	17.76	/			
		1711.5	17.38	17.82	/			
	8RB_7	1778.5	17.26	17.32	/	**18.5**	**18.5**	**/**
		1745.0	17.33	17.36	/			
		1711.5	17.39	17.50	/			
	8RB_4	1778.5	17.33	17.35	/			
		1745.0	17.36	17.44	/			
		1711.5	17.48	17.58	/			
	8RB_0	1778.5	17.25	17.33	/			
		1745.0	17.33	17.43	/			
		1711.5	17.39	17.52	/			
	15RB_0	1778.5	17.26	17.28	/			
		1745.0	17.32	17.41	/			
		1711.5	17.40	17.51	/			

©Copyright. All rights reserved by SAICT

Ant.1 - Power Level A1/A2								
LTE Band 66			Actual output Power (dBm)			**Tune up**		
Band -width	RB No. / RB offset	Frequency (MHz)	Modulation			Modulation		
			QPSK	16QAM	64QAM	QPSK	16QAM	64QAM
5 MHz	1RB_24	1777.5	17.09	17.42	/	**18.5**	**18.5**	**/**
		1745.0	17.14	17.50	/			
		1712.5	17.26	17.62	/			
	1RB_12	1777.5	17.39	17.65	/			
		1745.0	17.51	17.76	/			
		1712.5	17.49	17.81	/			
	1RB_0	1777.5	17.14	17.38	/			
		1745.0	17.20	17.54	/			
		1712.5	17.30	17.63	/			
	12RB_13	1777.5	17.18	17.23	/	**18.5**	**18.5**	**/**
		1745.0	17.28	17.31	/			
		1712.5	17.45	17.41	/			
	12RB_6	1777.5	17.28	17.34	/			
		1745.0	17.41	17.39	/			
		1712.5	17.46	17.47	/			
	12RB_0	1777.5	17.25	17.31	/			
		1745.0	17.34	17.35	/			
		1712.5	17.38	17.40	/			
	25RB_0	1777.5	17.22	17.27	/			
		1745.0	17.29	17.36	/			
		1712.5	17.37	17.44	/			

©Copyright. All rights reserved by SAICT

Ant.1 - Power Level A1/A2								
LTE Band 66			Actual output Power (dBm)			**Tune up**		
Band -width	RB No. / RB offset	Frequency (MHz)	Modulation			Modulation		
			QPSK	16QAM	64QAM	QPSK	16QAM	64QAM
10 MHz	1RB_49	1775.0	17.17	17.60	/	**18.5**	**18.5**	**/**
		1745.0	17.25	17.64	/			
		1715.0	17.34	17.74	/			
	1RB_24	1775.0	17.31	17.65	/			
		1745.0	17.41	17.77	/			
		1715.0	17.42	17.85	/			
	1RB_0	1775.0	17.32	17.66	/			
		1745.0	17.35	17.70	/			
		1715.0	17.40	17.78	/			
	25RB_25	1775.0	17.23	17.31	/	**18.5**	**18.5**	**/**
		1745.0	17.32	17.36	/			
		1715.0	17.42	17.48	/			
	25RB_12	1775.0	17.27	17.35	/			
		1745.0	17.36	17.42	/			
		1715.0	17.44	17.49	/			
	25RB_0	1775.0	17.30	17.32	/			
		1745.0	17.40	17.45	/			
		1715.0	17.35	17.44	/			
	50RB_0	1775.0	17.28	17.28	/			
		1745.0	17.38	17.43	/			
		1715.0	17.44	17.41	/			

©Copyright. All rights reserved by SAICT

Ant.1 - Power Level A1/A2								
LTE Band 66			Actual output Power (dBm)			**Tune up**		
Band -width	RB No. / RB offset	Frequency (MHz)	Modulation			Modulation		
			QPSK	16QAM	64QAM	QPSK	16QAM	64QAM
15 MHz	1RB_74	1772.5	17.14	17.41	/	**18.5**	**18.5**	**/**
		1745.0	17.15	17.58	/			
		1717.5	17.20	17.58	/			
	1RB_37	1772.5	17.26	17.57	/			
		1745.0	17.34	17.73	/			
		1717.5	17.40	17.74	/			
	1RB_0	1772.5	17.18	17.57	/			
		1745.0	17.27	17.70	/			
		1717.5	17.31	17.71	/			
	36RB_38	1772.5	17.27	17.31	/	**18.5**	**18.5**	**/**
		1745.0	17.32	17.36	/			
		1717.5	17.42	17.40	/			
	36RB_19	1772.5	17.35	17.34	/			
		1745.0	17.41	17.43	/			
		1717.5	17.47	17.42	/			
	36RB_0	1772.5	17.34	17.38	/			
		1745.0	17.46	17.40	/			
		1717.5	17.38	17.39	/			
	75RB_0	1772.5	17.31	17.35	/			
		1745.0	17.41	17.44	/			
		1717.5	17.40	17.42	/			

©Copyright. All rights reserved by SAICT

Ant.1 - Power Level A1/A2								
LTE Band 66			Actual output Power (dBm)			**Tune up**		
Band -width	RB No. / RB offset	Frequency (MHz)	Modulation			Modulation		
			QPSK	16QAM	64QAM	QPSK	16QAM	64QAM
20 MHz	1RB_99	1770.0	16.89	17.27	/	**18.5**	**18.5**	**/**
		1745.0	16.99	17.25	/			
		1720.0	16.95	17.37	/			
	1RB_50	1770.0	17.39	17.65	/			
		1745.0	17.42	17.73	/			
		1720.0	**17.44**	17.92	/			
	1RB_0	1770.0	17.05	17.36	/			
		1745.0	17.07	17.51	/			
		1720.0	17.11	17.60	/			
	50RB_50	1770.0	17.25	17.29	/	**18.5**	**18.5**	**/**
		1745.0	17.25	17.32	/			
		1720.0	17.33	17.36	/			
	50RB_25	1770.0	17.38	17.33	/			
		1745.0	17.39	17.42	/			
		1720.0	17.41	17.44	/			
	50RB_0	1770.0	17.38	17.40	/			
		1745.0	**17.47**	17.55	/			
		1720.0	17.36	17.38	/			
	100RB_0	1770.0	17.31	17.33	/			
		1745.0	17.41	17.43	/			
		1720.0	17.35	17.36	/			

©Copyright. All rights reserved by SAICT

Ant.1 - Power Level B1/B2								
LTE Band 66			Actual output Power (dBm)			**Tune up**		
Band -width	RB No. / RB offset	Frequency (MHz)	Modulation			Modulation		
			QPSK	16QAM	64QAM	QPSK	16QAM	64QAM
1.4 MHz	1RB_5	1779.3	21.71	21.98	/	**23.0**	**23.0**	**/**
		1745.0	21.80	22.06	/			
		1710.7	21.88	22.14	/			
	1RB_3	1779.3	21.83	22.08	/			
		1745.0	21.93	22.18	/			
		1710.7	21.98	22.26	/			
	1RB_0	1779.3	21.73	22.00	/			
		1745.0	21.82	22.06	/			
		1710.7	21.86	22.15	/			
	3RB_3	1779.3	21.82	21.82	/			
		1745.0	21.91	21.91	/			
		1710.7	21.96	21.94	/			
	3RB_1	1779.3	21.89	21.90	/			
		1745.0	21.92	21.94	/			
		1710.7	22.03	21.99	/			
	3RB_0	1779.3	21.84	21.84	/			
		1745.0	21.86	21.91	/			
		1710.7	21.98	21.95	/			
	6RB_0	1779.3	21.85	20.93	/	**23.0**	**22.0**	**/**
		1745.0	21.91	20.98	/			
		1710.7	21.97	21.07	/			

©Copyright. All rights reserved by SAICT

Ant.1 - Power Level B1/B2								
LTE Band 66			Actual output Power (dBm)			**Tune up**		
Band -width	RB No. / RB offset	Frequency (MHz)	Modulation			Modulation		
			QPSK	16QAM	64QAM	QPSK	16QAM	64QAM
3 MHz	1RB_14	1778.5	21.79	22.01	/	**23.0**	**23.0**	**/**
		1745.0	21.85	22.13	/			
		1711.5	21.90	22.14	/			
	1RB_7	1778.5	22.00	22.19	/			
		1745.0	22.05	22.20	/			
		1711.5	22.11	22.31	/			
	1RB_0	1778.5	21.81	21.98	/			
		1745.0	21.88	22.15	/			
		1711.5	21.98	22.29	/			
	8RB_7	1778.5	21.86	20.85	/	**23.0**	**22.0**	**/**
		1745.0	21.88	20.92	/			
		1711.5	22.01	21.06	/			
	8RB_4	1778.5	21.85	20.89	/			
		1745.0	21.90	21.01	/			
		1711.5	22.00	21.06	/			
	8RB_0	1778.5	21.81	20.87	/			
		1745.0	21.92	20.96	/			
		1711.5	21.95	21.06	/			
	15RB_0	1778.5	21.81	20.82	/			
		1745.0	21.91	20.87	/			
		1711.5	21.98	20.97	/			

©Copyright. All rights reserved by SAICT

Ant.1 - Power Level B1/B2								
LTE Band 66			Actual output Power (dBm)			**Tune up**		
Band -width	RB No. / RB offset	Frequency (MHz)	Modulation			Modulation		
			QPSK	16QAM	64QAM	QPSK	16QAM	64QAM
5 MHz	1RB_24	1777.5	21.70	21.91	/	**23.0**	**23.0**	**/**
		1745.0	21.76	22.00	/			
		1712.5	21.82	22.13	/			
	1RB_12	1777.5	22.03	22.19	/			
		1745.0	22.02	22.42	/			
		1712.5	22.15	22.31	/			
	1RB_0	1777.5	21.70	21.97	/			
		1745.0	21.79	22.04	/			
		1712.5	21.83	22.18	/			
	12RB_13	1777.5	21.78	20.76	/	**23.0**	**22.0**	**/**
		1745.0	21.84	20.85	/			
		1712.5	21.99	20.96	/			
	12RB_6	1777.5	21.85	20.87	/			
		1745.0	21.92	20.93	/			
		1712.5	22.02	20.98	/			
	12RB_0	1777.5	21.82	20.80	/			
		1745.0	21.88	20.94	/			
		1712.5	21.94	20.92	/			
	25RB_0	1777.5	21.87	20.80	/			
		1745.0	21.95	20.90	/			
		1712.5	21.97	21.01	/			

©Copyright. All rights reserved by SAICT

Ant.1 - Power Level B1/B2								
LTE Band 66			Actual output Power (dBm)			**Tune up**		
Band -width	RB No. / RB offset	Frequency (MHz)	Modulation			Modulation		
			QPSK	16QAM	64QAM	QPSK	16QAM	64QAM
10 MHz	1RB_49	1775.0	21.78	22.00	/	**23.0**	**23.0**	**/**
		1745.0	21.84	22.15	/			
		1715.0	21.94	22.20	/			
	1RB_24	1775.0	21.91	21.83	/			
		1745.0	21.99	22.27	/			
		1715.0	22.06	22.28	/			
	1RB_0	1775.0	21.87	22.13	/			
		1745.0	21.93	22.22	/			
		1715.0	21.96	22.28	/			
	25RB_25	1775.0	21.86	20.87	/	**23.0**	**22.0**	**/**
		1745.0	21.95	20.97	/			
		1715.0	22.05	21.04	/			
	25RB_12	1775.0	21.87	20.88	/			
		1745.0	21.97	20.95	/			
		1715.0	22.01	21.02	/			
	25RB_0	1775.0	21.88	20.88	/			
		1745.0	22.01	20.97	/			
		1715.0	22.03	20.99	/			
	50RB_0	1775.0	21.86	20.86	/			
		1745.0	21.99	21.01	/			
		1715.0	22.03	21.01	/			

©Copyright. All rights reserved by SAICT

Ant.1 - Power Level B1/B2								
LTE Band 66			Actual output Power (dBm)			**Tune up**		
Band -width	RB No. / RB offset	Frequency (MHz)	Modulation			Modulation		
			QPSK	16QAM	64QAM	QPSK	16QAM	64QAM
15 MHz	1RB_74	1772.5	21.68	21.92	/	**23.0**	**23.0**	**/**
		1745.0	21.76	22.00	/			
		1717.5	21.74	22.11	/			
	1RB_37	1772.5	21.89	22.09	/			
		1745.0	21.91	22.25	/			
		1717.5	21.93	22.24	/			
	1RB_0	1772.5	21.77	22.03	/			
		1745.0	21.84	22.22	/			
		1717.5	21.87	22.24	/			
	36RB_38	1772.5	21.89	20.83	/	**23.0**	**22.0**	**/**
		1745.0	21.92	20.88	/			
		1717.5	22.01	20.96	/			
	36RB_19	1772.5	21.94	20.89	/			
		1745.0	22.00	20.98	/			
		1717.5	22.01	20.95	/			
	36RB_0	1772.5	21.93	20.90	/			
		1745.0	22.01	20.98	/			
		1717.5	21.99	20.96	/			
	75RB_0	1772.5	21.87	20.89	/			
		1745.0	21.97	20.97	/			
		1717.5	21.99	20.98	/			

©Copyright. All rights reserved by SAICT

Ant.1 - Power Level B1/B2								
LTE Band 66			Actual output Power (dBm)			**Tune up**		
Band -width	RB No. / RB offset	Frequency (MHz)	Modulation			Modulation		
			QPSK	16QAM	64QAM	QPSK	16QAM	64QAM
20 MHz	1RB_99	1770.0	21.54	21.70	/	**23.0**	**23.0**	**/**
		1745.0	21.54	21.79	/			
		1720.0	21.55	21.82	/			
	1RB_50	1770.0	22.00	22.22	/			
		1745.0	21.91	22.26	/			
		1720.0	**22.07**	22.23	/			
	1RB_0	1770.0	21.66	21.91	/			
		1745.0	21.65	21.89	/			
		1720.0	21.69	21.89	/			
	50RB_50	1770.0	21.84	20.87	/	**23.0**	**22.0**	**/**
		1745.0	21.85	20.83	/			
		1720.0	21.92	20.89	/			
	50RB_25	1770.0	21.93	20.99	/			
		1745.0	21.97	20.98	/			
		1720.0	22.01	20.99	/			
	50RB_0	1770.0	21.94	20.93	/			
		1745.0	**22.04**	21.02	/			
		1720.0	22.02	20.92	/			
	100RB_0	1770.0	21.90	20.89	/			
		1745.0	21.97	20.97	/			
		1720.0	21.96	20.92	/			

©Copyright. All rights reserved by SAICT

10.4. Bluetooth and WLAN Measurement result

Table 10.5: The conducted Power measurement results for Bluetooth

Averaged Power (dBm)				
Mode	**Tune up**	Ch.0 (2402MHz)	Ch.39 (2441MHz)	Ch.78 (2480MHz)
GFSK	**12.5**	10.13	10.05	**10.89**
EDR2M-4_DQPSK	**11.5**	9.92	9.71	9.95
EDR3M-8DPSK	**11.5**	9.86	9.56	10.12
/	**/**	Ch.0 (2402MHz)	Ch.19 (2440MHz)	Ch.39 (2480MHz)
BLE(1M)	**-1.0**	-3.56	-3.29	-2.91
BLE(2M)	**-1.0**	-3.51	-3.25	-2.89

Table 10.6: The conducted Power measurement results for WLAN 2.4GHz

Power Level C1				
Averaged Power (dBm) Duty Cycle: **100%**				
Mode	**Tune up**	Ch.1 (2412MHz)	Ch.6 (2437MHz)	Ch.11 (2462MHz)
802.11b	**19.0**	17.04	**17.08**	17.05
802.11g	**19.0**	16.95	17.02	16.97
802.11n-20M	**19.0**	16.69	17.01	16.63
802.11ac-20M	**18.0**	16.74	16.89	16.61
/	**/**	Ch.3 (2422MHz)	Ch.6 (2437MHz)	Ch.9 (2452MHz)
802.11n-40M	**19.0**	17.14	17.23	17.21
802.11ac-40M	**18.0**	17.12	17.19	17.10
Power Level C2				
Averaged Power (dBm) Duty Cycle: **100%**				
Mode	**Tune up**	Ch.1 (2412MHz)	Ch.6 (2437MHz)	Ch.11 (2462MHz)
802.11b	**16.0**	14.03	**14.06**	14.02
802.11g	**16.0**	14.01	14.04	14.00
802.11n-20M	**16.0**	13.78	14.01	13.74
802.11ac-20M	**16.0**	13.75	14.00	13.68
/	**/**	Ch.3 (2422MHz)	Ch.6 (2437MHz)	Ch.9 (2452MHz)
802.11n-40M	**16.0**	14.18	14.27	14.25
802.11ac-40M	**16.0**	14.15	14.23	14.16
Power Level D1/D2				
Averaged Power (dBm) Duty Cycle: **100%**				
Mode	**Tune up**	Ch.1 (2412MHz)	Ch.6 (2437MHz)	Ch.11 (2462MHz)
802.11b	**20.0**	18.03	**18.06**	17.96
802.11g	**19.0**	16.95	17.02	16.97
802.11n-20M	**19.0**	16.69	17.01	16.63
802.11ac-20M	**18.0**	16.74	16.89	16.61
/	**/**	Ch.3 (2422MHz)	Ch.6 (2437MHz)	Ch.9 (2452MHz)
802.11n-40M	**19.0**	17.14	17.23	17.21
802.11ac-40M	**18.0**	17.12	17.19	17.10

©Copyright. All rights reserved by SAICT

Table 10.7: The conducted Power measurement results for WLAN 5GHz

Power Level C1								
Averaged Power (dBm) Duty Cycle: **100%**								
Mode	802.11a	802.11n -20MHz	802.11ac -20MHz	Mode	802.11n -40MHz	802.11ac -40MHz	Mode	802.11ac -80MHz
Channel	6Mbps	MCS0	MCS0	Channel	MCS0	MCS0	Channel	MCS0
<U-NII-1>								
Tune up	**19.5**	**19.5**	**18.5**	/	**19.5**	**18.5**	/	**18.5**
36(5180MHz)	17.57	17.54	16.58	38(5190MHz)	17.54	16.52	42(5210MHz)	16.51
40(5200MHz)	17.53	17.51	16.62	46(5230MHz)	17.51	16.57	/	/
44(5220MHz)	17.68	17.52	16.53	/	/	/	/	/
48(5240MHz)	17.61	17.54	16.51	/	/	/	/	/
<U-NII-2A>								
Tune up	**19.5**	**19.5**	**18.5**	/	**19.5**	**18.5**	/	**18.5**
52(5260MHz)	17.75	17.57	16.66	54(5270MHz)	17.50	16.63	58(5290MHz)	16.58
56(5280MHz)	17.67	17.65	16.69	62(5310MHz)	**17.57**	16.59	/	/
60(5300MHz)	17.66	17.54	16.71	/	/	/	/	/
64(5320MHz)	17.59	17.57	16.52	/	/	/	/	/
<U-NII-2C>								
Tune up	**18.0**	**18.0**	**18.0**	/	**18.0**	**18.0**	/	**18.0**
100(5500MHz)	16.06	16.04	16.05	102(5510MHz)	16.02	16.08	106(5530MHz)	16.04
116(5580MHz)	16.05	16.02	16.01	110(5550MHz)	15.95	15.93	122(5610MHz)	**16.06**
124(5620MHz)	16.08	16.05	16.06	126(5630MHz)	15.87	15.98	/	/
132(5660MHz)	16.03	15.93	15.92	/	/	/	/	/
140(5700MHz)	16.09	16.06	16.07	/	/	/	/	/
<U-NII-3>								
Tune up	**18.0**	**18.0**	**18.0**	/	**18.0**	**18.0**	/	**18.0**
149(5745MHz)	16.44	16.38	16.44	151(5755MHz)	16.16	16.25	155(5775MHz)	**16.14**
157(5785MHz)	16.47	16.29	16.38	159(5795MHz)	16.23	16.30	/	/
165(5825MHz)	16.38	16.33	16.20	/	/	/	/	/

©Copyright. All rights reserved by SAICT

Power Level C2								
Averaged Power (dBm) Duty Cycle: **100%**								
Mode	802.11a	802.11n -20MHz	802.11ac -20MHz	Mode	802.11n -40MHz	802.11ac -40MHz	Mode	802.11ac -80MHz
Channel	6Mbps	MCS0	MCS0	Channel	MCS0	MCS0	Channel	MCS0
<U-NII-1>								
Tune up	**16.0**	**16.0**	**16.0**	/	**16.0**	**16.0**	/	**16.0**
36(5180MHz)	14.18	14.16	14.18	38(5190MHz)	14.16	14.13	42(5210MHz)	14.14
40(5200MHz)	14.15	14.11	14.22	46(5230MHz)	14.11	14.18	/	/
44(5220MHz)	14.26	14.14	14.14	/	/	/	/	/
48(5240MHz)	14.21	14.15	14.12	/	/	/	/	/
<U-NII-2A>								
Tune up	**16.0**	**16.0**	**16.0**	/	**16.0**	**16.0**	/	**16.0**
52(5260MHz)	14.32	14.17	14.26	54(5270MHz)	14.11	14.26	58(5290MHz)	**14.18**
56(5280MHz)	14.28	14.26	14.29	62(5310MHz)	14.17	14.19	/	/
60(5300MHz)	14.26	14.15	14.33	/	/	/	/	/
64(5320MHz)	14.20	14.18	14.14	/	/	/	/	/
<U-NII-2C>								
Tune up	**15.0**	**15.0**	**15.0**	/	**15.0**	**15.0**	/	**15.0**
100(5500MHz)	13.15	13.14	13.15	102(5510MHz)	13.10	13.16	106(5530MHz)	13.04
116(5580MHz)	13.19	13.12	13.11	110(5550MHz)	13.05	13.01	122(5610MHz)	**13.09**
124(5620MHz)	13.17	13.16	13.17	126(5630MHz)	12.98	13.08	/	/
132(5660MHz)	13.14	12.98	13.04	/	/	/	/	/
140(5700MHz)	13.16	13.15	13.18	/	/	/	/	/
<U-NII-3>								
Tune up	**15.0**	**15.0**	**15.0**	/	**15.0**	**15.0**	/	**15.0**
149(5745MHz)	13.58	13.44	13.50	151(5755MHz)	13.28	13.35	155(5775MHz)	**13.19**
157(5785MHz)	13.55	13.36	13.45	159(5795MHz)	13.31	13.38	/	/
165(5825MHz)	13.42	13.33	13.23	/	/	/	/	/

©Copyright. All rights reserved by SAICT

Power Level D1/D2								
Averaged Power (dBm) Duty Cycle: **100%**								
Mode	802.11a	802.11n -20MHz	802.11ac -20MHz	Mode	802.11n -40MHz	802.11ac -40MHz	Mode	802.11ac -80MHz
Channel	6Mbps	MCS0	MCS0	Channel	MCS0	MCS0	Channel	MCS0
<U-NII-1>								
Tune up	**19.5**	**19.5**	**18.5**	/	**19.5**	**18.5**	/	**18.5**
36(5180MHz)	17.57	17.54	16.58	38(5190MHz)	**17.54**	16.52	42(5210MHz)	16.51
40(5200MHz)	17.53	17.51	16.62	46(5230MHz)	17.51	16.57	/	/
44(5220MHz)	17.68	17.52	16.53	/	/	/	/	/
48(5240MHz)	17.61	17.54	16.51	/	/	/	/	/
<U-NII-2A>								
Tune up	**19.5**	**19.5**	**18.5**	/	**19.5**	**18.5**	/	**18.5**
52(5260MHz)	17.75	17.57	16.66	54(5270MHz)	17.50	16.63	58(5290MHz)	16.58
56(5280MHz)	17.67	17.65	16.69	62(5310MHz)	**17.57**	16.59	/	/
60(5300MHz)	17.66	17.54	16.71	/	/	/	/	/
64(5320MHz)	17.59	17.57	16.52	/	/	/	/	/
<U-NII-2C>								
Tune up	**19.5**	**19.5**	**18.5**	/	**19.5**	**18.5**	/	**18.5**
100(5500MHz)	17.53	17.52	16.55	102(5510MHz)	**17.50**	16.56	106(5530MHz)	16.45
116(5580MHz)	17.54	17.51	16.51	110(5550MHz)	17.42	16.39	122(5610MHz)	16.47
124(5620MHz)	17.56	17.53	16.56	126(5630MHz)	17.36	16.46	/	/
132(5660MHz)	17.54	17.38	16.42	/	/	/	/	/
140(5700MHz)	17.58	17.54	16.57	/	/	/	/	/
<U-NII-3>								
Tune up	**19.5**	**19.5**	**18.5**	/	**19.5**	**18.5**	/	**18.5**
149(5745MHz)	17.96	17.86	16.92	151(5755MHz)	17.65	16.72	155(5775MHz)	16.62
157(5785MHz)	17.92	17.76	16.85	159(5795MHz)	**17.71**	16.78	/	/
165(5825MHz)	17.85	17.79	16.67	/	/	/	/	/

©Copyright. All rights reserved by SAICT

11. Simultaneous TX SAR Considerations

11.1. Introduction

The following procedures adopted from “FCC SAR Considerations for Cell Phones with Multiple Transmitters” are applicable to handsets with built-in unlicensed transmitters such as 802.11 a/b/g and Bluetooth devices which may simultaneously transmit with the licensed transmitter.
For this device, the Bluetooth and WLAN can transmit simultaneous with other transmitters.

11.2. Transmit Antenna Separation Distances

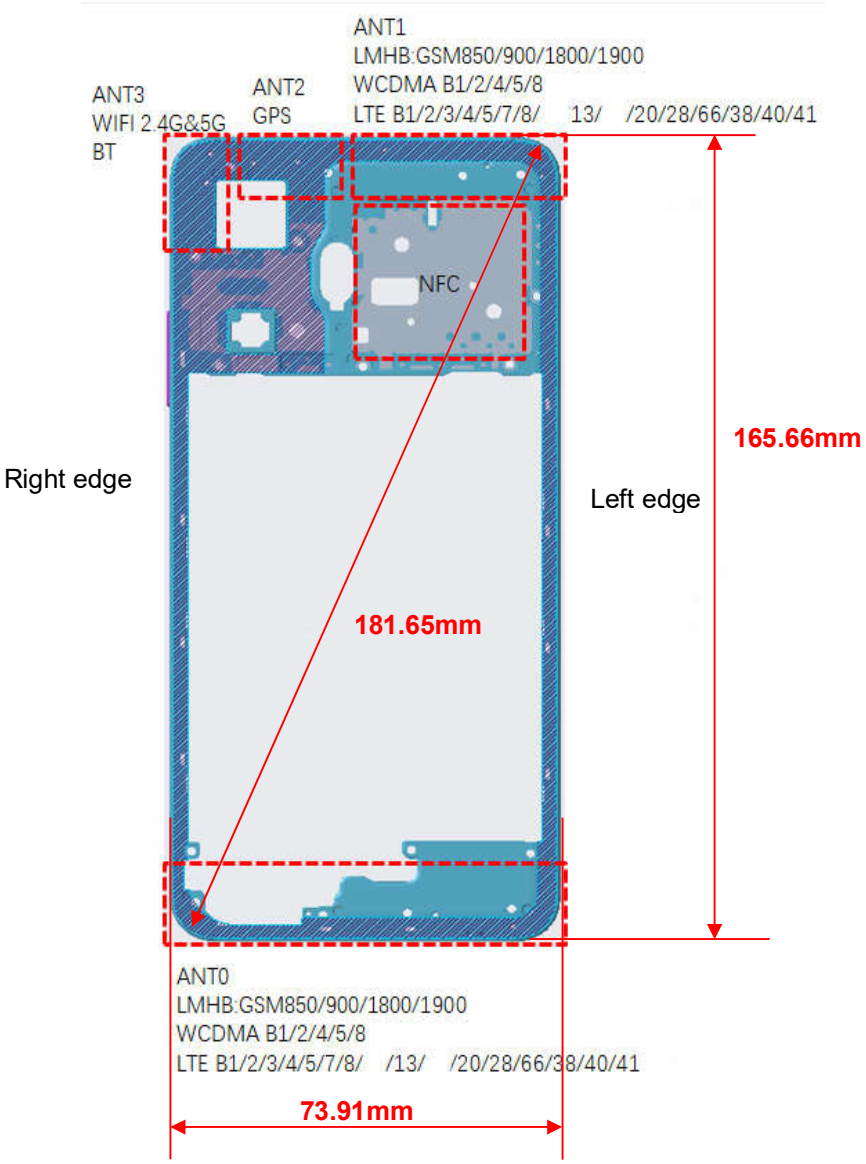

Picture 11.1 Antenna Locations (Back View)

©Copyright. All rights reserved by SAICT

11.3. SAR Measurement Positions

According to the KDB941225 D06 Hot Spot SAR, the edges with less than 25mm distance to the antennas need to be tested for SAR.

SAR measurement positions						
Antenna	Front	Rear	Left edge	Right edge	Top edge	Bottom edge
Ant.0	Yes	Yes	Yes	Yes	No	Yes
Ant.1	Yes	Yes	Yes	Yes	Yes	No
Ant.3	Yes	Yes	Yes	Yes	Yes	No

©Copyright. All rights reserved by SAICT

12. Evaluation of Simultaneous

No.	Simultaneous Transmission Configuration
01	WWAN + Bluetooth
02	WWAN + WLAN 2.4GHz
03	WWAN + WLAN 5GHz
04	WLAN 5GHz + Bluetooth
05	WWAN + WLAN 5GHz + Bluetooth

Table 12.1: Maximum Simultaneous Transmission SAR

/	Position	Sum (W/kg)
Highest reported SAR value for Head	Left Cheek (GSM850 + WLAN 5GHz + Bluetooth)	**1.44**
Highest reported SAR value for Hotspot	Rear Side (LTE Band 41 + WLAN 5GHz + Bluetooth)	**1.22**
Highest reported SAR value for Body-worn	Rear Side (LTE Band 66 + WLAN 5GHz + Bluetooth)	**0.63**

Note: the test positions of above tables are for the worse case that has been evaluated.

Conclusion:

According to the above tables, the sum of reported SAR values is less than limit. So the simultaneous transmission SAR with volume scans is not required.

©Copyright. All rights reserved by SAICT

13. Summary of Test Results

The calculated SAR is obtained by the following formula:

$$\text{Reported SAR} = \text{Measured SAR} \times 10^{(P_{Target} - P_{Measured})/10}$$

Where P_{Target} is the power of manufacturing upper limit;

$P_{Measured}$ is the measured power in chapter 10.

General Note:

1. Per KDB648474 D04v01r03, for smart phones with a display diagonal dimension > 15.0 cm or an overall diagonal dimension> 16.0 cm, when hotspot mode applies, 10-g extremity SAR is required only for the surfaces and edges with hotspot mode 1-g reported SAR > 1.2 W/kg, however, when power reduction applies to hotspot mode the measured SAR must be scaled to the maximum output power, including tolerance, allowed for phablet modes to compare with the 1.2 W/kg SAR test reduction threshold.

a. WLAN5GHz U-NII-2A and U-NII-2C tested the product specific 10g SAR since it has no hotspot mode.

b. When 10-g product specific 10g SAR is considered, SAR thresholds is specified in the procedures for SAR test reduction and exclusion should be multiplied by 2.5.

2. The device support dual SIMs, SIM1 was used for the all configuration SAR testing and SIM2 test the worst case SAR of SIM1.

B2 **(**Battery): BLP875 (Sunwoda Electronic Co., Ltd.)

B3 **(**Battery): BLP875 (TWS Technology (Guangzhou) Limited)

Duty Cycle

Mode	**Duty Cycle**
Speech for GSM	1:8.3
GPRS	1:2
WCDMA	1:1
FDD_LTE	1:1
TDD_LTE	1:1.58
Bluetooth	1:1
WLAN	1:1

©Copyright. All rights reserved by SAICT

13.1. Testing Environment

Temperature:	18°C~25°C
Relative humidity:	30%~70%
Ambient noise & Reflection:	< 0.012 W/kg

©Copyright. All rights reserved by SAICT

13.2. Test Results

Table 13.1: SAR Values (GSM 850 - Head) - Ant.0

Frequency		Test Mode	Test Position	Figure No./ Note	Conducted Power (dBm)	Max. tune-up Power (dBm)	Measured SAR(1g) (W/kg)	Reported SAR(1g) (W/kg)	Power Drift(dB)
Ch.	MHz								
Power Level A1/A2									
190	836.6	Speech	Left Cheek	/	32.93	33.5	0.101	**0.12**	0.01
190	836.6	Speech	Left Tilt	/	32.93	33.5	0.058	**0.07**	0.09
190	836.6	Speech	Right Cheek	/	32.93	33.5	0.075	**0.09**	-0.17
190	836.6	Speech	Right Tilt	/	32.93	33.5	0.034	**0.04**	0.11

Table 13.2: SAR Values (GSM 850 - Head) - Ant.1

Frequency		Test Mode	Test Position	Figure No./ Note	Conducted Power (dBm)	Max. tune-up Power (dBm)	Measured SAR(1g) (W/kg)	Reported SAR(1g) (W/kg)	Power Drift(dB)
Ch.	MHz								
Power Level A1/A2									
190	836.6	Speech	Left Cheek	/	32.23	33.5	0.580	**0.78**	-0.02
190	836.6	Speech	Left Tilt	/	32.23	33.5	0.415	**0.56**	0.10
190	836.6	Speech	Right Cheek	/	32.23	33.5	0.757	**1.01**	-0.09
190	836.6	Speech	Right Tilt	/	32.23	33.5	0.599	**0.80**	-0.09
251	848.8	Speech	Right Cheek	/	32.30	33.5	0.674	**0.89**	0.04
128	824.2	Speech	Right Cheek	**1**	32.32	33.5	**0.821**	**1.08**	0.12
251	848.8	Speech	Right Tilt	/	32.30	33.5	0.533	**0.70**	0.02
128	824.2	Speech	Right Tilt	/	32.32	33.5	0.649	**0.85**	0.08

©Copyright. All rights reserved by SAICT

Table 13.3: SAR Values (GSM 850 - Body) - Ant.0

Frequency		Test Mode	Test Position	Figure No./ Note	Conducted Power (dBm)	Max. tune-up Power (dBm)	Measured SAR(1g) (W/kg)	Reported SAR(1g) (W/kg)	Power Drift(dB)
Ch.	MHz								
Hotspot Test Data (10mm) - Power Level B1/B2									
190	836.6	GPRS-4	Front	/	27.29	28.0	0.125	**0.15**	0.04
190	836.6	GPRS-4	Rear	/	27.29	28.0	0.174	**0.20**	0.02
190	836.6	GPRS-4	Left	/	27.29	28.0	0.102	**0.12**	-0.06
190	836.6	GPRS-4	Right	/	27.29	28.0	0.055	**0.07**	0.18
190	836.6	GPRS-4	Bottom	**2**	27.29	28.0	**0.245**	**0.29**	0.08
Body-Worn Test Data (15mm) - Power Level B1/B2									
190	836.6	GPRS-4	Front	/	27.29	28.0	0.075	**0.09**	-0.13
190	836.6	GPRS-4	Rear	/	27.29	28.0	0.089	**0.10**	-0.19

Table 13.4: SAR Values (GSM 850 - Body) - Ant.1

Frequency		Test Mode	Test Position	Figure No./ Note	Conducted Power (dBm)	Max. tune-up Power (dBm)	Measured SAR(1g) (W/kg)	Reported SAR(1g) (W/kg)	Power Drift(dB)
Ch.	MHz								
Hotspot Test Data (10mm) - Power Level B1/B2									
190	836.6	GPRS-4	Front	/	26.74	28.0	0.171	**0.23**	0.04
190	836.6	GPRS-4	Rear	/	26.74	28.0	0.237	**0.32**	-0.08
190	836.6	GPRS-4	Left	/	26.74	28.0	0.112	**0.15**	0.06
190	836.6	GPRS-4	Right	/	26.74	28.0	0.101	**0.13**	0.13
190	836.6	GPRS-4	Top	/	26.74	28.0	0.217	**0.29**	0.03
Body-Worn Test Data (15mm) - Power Level B1/B2									
190	836.6	GPRS-4	Front	/	26.74	28.0	0.102	**0.14**	0.11
190	836.6	GPRS-4	Rear	/	26.74	28.0	0.137	**0.18**	0.04

©Copyright. All rights reserved by SAICT

Table 13.5: SAR Values (GSM 1900 - Head) - Ant.0

Frequency		Test Mode	Test Position	Figure No./ Note	Conducted Power (dBm)	Max. tune-up Power (dBm)	Measured SAR(1g) (W/kg)	Reported SAR(1g) (W/kg)	Power Drift(dB)
Ch.	MHz								
Power Level A1/A2									
661	1880.0	Speech	Left Cheek	/	29.86	30.5	0.056	**0.07**	-0.03
661	1880.0	Speech	Left Tilt	/	29.86	30.5	0.027	**0.03**	0.07
661	1880.0	Speech	Right Cheek	/	29.86	30.5	0.043	**0.05**	0.11
661	1880.0	Speech	Right Tilt	/	29.86	30.5	0.023	**0.03**	-0.09

Table 13.6: SAR Values (GSM 1900 - Head) - Ant.1

Frequency		Test Mode	Test Position	Figure No./ Note	Conducted Power (dBm)	Max. tune-up Power (dBm)	Measured SAR(1g) (W/kg)	Reported SAR(1g) (W/kg)	Power Drift(dB)
Ch.	MHz								
Power Level A1									
661	1880.0	Speech	Left Cheek	/	25.23	25.5	0.305	**0.32**	0.08
661	1880.0	Speech	Left Tilt	/	25.23	25.5	0.375	**0.40**	-0.14
661	1880.0	Speech	Right Cheek	/	25.23	25.5	0.578	**0.62**	-0.10
661	1880.0	Speech	Right Tilt	**3**	25.23	25.5	**0.621**	**0.66**	0.12
Power Level A2									
661	1880.0	Speech	Left Cheek	/	24.29	24.5	0.239	**0.25**	-0.10
661	1880.0	Speech	Left Tilt	/	24.29	24.5	0.295	**0.31**	0.03
661	1880.0	Speech	Right Cheek	/	24.29	24.5	0.453	**0.48**	0.09
661	1880.0	Speech	Right Tilt	/	24.29	24.5	0.488	**0.51**	0.15

©Copyright. All rights reserved by SAICT

Table 13.7: SAR Values (GSM 1900 - Body) - Ant.0

Frequency		Test Mode	Test Position	Figure No./ Note	Conducted Power (dBm)	Max. tune-up Power (dBm)	Measured SAR(1g) (W/kg)	Reported SAR(1g) (W/kg)	Power Drift(dB)
Ch.	MHz								
Hotspot Test Data (10mm) - Power Level B1/B2									
661	1880.0	GPRS-4	Front	/	24.16	25.0	0.114	**0.14**	-0.11
661	1880.0	GPRS-4	Rear	/	24.16	25.0	0.185	**0.22**	0.17
661	1880.0	GPRS-4	Left	/	24.16	25.0	0.035	**0.04**	-0.04
661	1880.0	GPRS-4	Right	/	24.16	25.0	0.070	**0.08**	0.08
661	1880.0	GPRS-4	Bottom	/	24.16	25.0	0.320	**0.39**	0.04
Body-Worn Test Data (15mm) - Power Level B1/B2									
661	1880.0	GPRS-4	Front	/	24.16	25.0	0.068	**0.08**	0.14
661	1880.0	GPRS-4	Rear	/	24.16	25.0	0.131	**0.16**	0.09

Table 13.8: SAR Values (GSM 1900 - Body) - Ant.1

Frequency		Test Mode	Test Position	Figure No./ Note	Conducted Power (dBm)	Max. tune-up Power (dBm)	Measured SAR(1g) (W/kg)	Reported SAR(1g) (W/kg)	Power Drift(dB)
Ch.	MHz								
Hotspot Test Data (10mm) - Power Level B1									
661	1880.0	GPRS-4	Front	/	21.32	22.0	0.230	**0.27**	-0.11
661	1880.0	GPRS-4	Rear	/	21.32	22.0	0.274	**0.32**	0.11
661	1880.0	GPRS-4	Left	/	21.32	22.0	0.057	**0.07**	-0.11
661	1880.0	GPRS-4	Right	/	21.32	22.0	0.026	**0.03**	-0.14
661	1880.0	GPRS-4	Top	**4**	21.32	22.0	**0.453**	**0.53**	-0.06
Body-Worn Test Data (15mm) - Power Level B1									
661	1880.0	GPRS-4	Front	/	21.32	22.0	0.104	**0.12**	0.07
661	1880.0	GPRS-4	Rear	/	21.32	22.0	0.175	**0.20**	-0.13
Hotspot Test Data (10mm) - Power Level B2									
661	1880.0	GPRS-4	Front	/	20.30	21.0	0.182	**0.21**	0.06
661	1880.0	GPRS-4	Rear	/	20.30	21.0	0.217	**0.25**	-0.04
661	1880.0	GPRS-4	Left	/	20.30	21.0	0.045	**0.05**	-0.15
661	1880.0	GPRS-4	Right	/	20.30	21.0	0.021	**0.02**	-0.02
661	1880.0	GPRS-4	Top	/	20.30	21.0	0.359	**0.42**	-0.02
Body-Worn Test Data (15mm) - Power Level B2									
661	1880.0	GPRS-4	Front	/	20.30	21.0	0.083	**0.10**	0.00
661	1880.0	GPRS-4	Rear	/	20.30	21.0	0.139	**0.16**	0.08

©Copyright. All rights reserved by SAICT

Table 13.9: SAR Values (WCDMA Band 2 - Head) - Ant.0

Frequency		Test Mode	Test Position	Figure No./ Note	Conducted Power (dBm)	Max. tune-up Power (dBm)	Measured SAR(1g) (W/kg)	Reported SAR(1g) (W/kg)	Power Drift(dB)
Ch.	MHz								
Power Level A1/A2									
9400	1880.0	RMC	Left Cheek	/	23.10	24.0	0.143	**0.18**	-0.02
9400	1880.0	RMC	Left Tilt	/	23.10	24.0	0.088	**0.11**	-0.02
9400	1880.0	RMC	Right Cheek	/	23.10	24.0	0.112	**0.14**	0.05
9400	1880.0	RMC	Right Tilt	/	23.10	24.0	0.090	**0.11**	-0.19

Table 13.10: SAR Values (WCDMA Band 2 - Head) - Ant.1

Frequency		Test Mode	Test Position	Figure No./ Note	Conducted Power (dBm)	Max. tune-up Power (dBm)	Measured SAR(1g) (W/kg)	Reported SAR(1g) (W/kg)	Power Drift(dB)
Ch.	MHz								
Power Level A1/A2									
9400	1880.0	RMC	Left Cheek	/	16.20	18.0	0.231	**0.35**	-0.13
9400	1880.0	RMC	Left Tilt	/	16.20	18.0	0.301	**0.46**	0.09
9400	1880.0	RMC	Right Cheek	/	16.20	18.0	0.454	**0.69**	0.15
9400	1880.0	RMC	Right Tilt	/	16.20	18.0	0.607	**0.92**	0.10
9538	1907.6	RMC	Right Tilt	**5**	16.30	18.0	**0.675**	**1.00**	0.14
9262	1852.4	RMC	Right Tilt	/	16.40	18.0	0.428	**0.62**	0.02
9538	1907.6	RMC	Right Tilt	B2	16.30	18.0	0.652	**0.96**	-0.09
9538	1907.6	RMC	Right Tilt	B3	16.30	18.0	0.669	**0.99**	-0.11

©Copyright. All rights reserved by SAICT

Table 13.11: SAR Values (WCDMA Band 2 - Body) - Ant.0

Frequency		Test Mode	Test Position	Figure No./ Note	Conducted Power (dBm)	Max. tune-up Power (dBm)	Measured SAR(1g) (W/kg)	Reported SAR(1g) (W/kg)	Power Drift(dB)
Ch.	MHz								
Hotspot Test Data (10mm) - Power Level B1									
9400	1880.0	RMC	Front	/	21.60	22.5	0.189	**0.23**	0.08
9400	1880.0	RMC	Rear	/	21.60	22.5	0.415	**0.51**	0.02
9400	1880.0	RMC	Left	/	21.60	22.5	0.064	**0.08**	0.04
9400	1880.0	RMC	Right	/	21.60	22.5	0.119	**0.15**	-0.09
9400	1880.0	RMC	Bottom	/	21.60	22.5	0.553	**0.68**	0.04
Body-Worn Test Data (15mm) - Power Level B1									
9400	1880.0	RMC	Front	/	21.60	22.5	0.158	**0.19**	0.09
9400	1880.0	RMC	Rear	/	21.60	22.5	0.213	**0.26**	0.03
Hotspot Test Data (10mm) - Power Level B2									
9400	1880.0	RMC	Front	/	20.50	21.5	0.149	**0.19**	-0.06
9400	1880.0	RMC	Rear	/	20.50	21.5	0.328	**0.41**	0.18
9400	1880.0	RMC	Left	/	20.50	21.5	0.050	**0.06**	-0.04
9400	1880.0	RMC	Right	/	20.50	21.5	0.094	**0.12**	0.06
9400	1880.0	RMC	Bottom	/	20.50	21.5	0.437	**0.55**	0.07
Body-Worn Test Data (15mm) - Power Level B2									
9400	1880.0	RMC	Front	/	20.50	21.5	0.125	**0.16**	0.08
9400	1880.0	RMC	Rear	/	20.50	21.5	0.168	**0.21**	-0.07

©Copyright. All rights reserved by SAICT

Table 13.12: SAR Values (WCDMA Band 2 - Body) - Ant.1

Frequency		Test Mode	Test Position	Figure No./ Note	Conducted Power (dBm)	Max. tune-up Power (dBm)	Measured SAR(1g) (W/kg)	Reported SAR(1g) (W/kg)	Power Drift(dB)
Ch.	MHz								
Hotspot Test Data (10mm) - Power Level B1									
9400	1880.0	RMC	Front	/	19.90	21.5	0.301	**0.44**	-0.07
9400	1880.0	RMC	Rear	/	19.90	21.5	0.312	**0.45**	-0.08
9400	1880.0	RMC	Left	/	19.90	21.5	0.068	**0.10**	-0.01
9400	1880.0	RMC	Right	/	19.90	21.5	0.035	**0.05**	-0.07
9400	1880.0	RMC	Top	**6**	19.90	21.5	**0.654**	**0.95**	0.03
9538	1907.6	RMC	Top	/	20.00	21.5	0.567	**0.80**	0.10
9262	1852.4	RMC	Top	/	20.10	21.5	0.331	**0.46**	0.10
9400	1880.0	RMC	Top	B2	19.90	21.5	0.624	**0.90**	-0.05
9400	1880.0	RMC	Top	B3	19.90	21.5	0.633	**0.91**	-0.11
9400	1880.0	RMC	Top	SIM2	19.90	21.5	0.648	**0.94**	0.07
Body-Worn Test Data (15mm) - Power Level B1									
9400	1880.0	RMC	Front	/	19.90	21.5	0.118	**0.17**	-0.12
9400	1880.0	RMC	Rear	/	19.90	21.5	0.161	**0.23**	0.08
Hotspot Test Data (10mm) - Power Level B2									
9400	1880.0	RMC	Front	/	18.90	20.5	0.235	**0.34**	-0.17
9400	1880.0	RMC	Rear	/	18.90	20.5	0.243	**0.35**	-0.06
9400	1880.0	RMC	Left	/	18.90	20.5	0.053	**0.08**	-0.09
9400	1880.0	RMC	Right	/	18.90	20.5	0.028	**0.04**	0.11
9400	1880.0	RMC	Top	/	18.90	20.5	0.510	**0.74**	0.05
Body-Worn Test Data (15mm) - Power Level B2									
9400	1880.0	RMC	Front	/	18.90	20.5	0.092	**0.13**	0.15
9400	1880.0	RMC	Rear	/	18.90	20.5	0.126	**0.18**	-0.19

©Copyright. All rights reserved by SAICT

Table 13.13: SAR Values (WCDMA Band 4 - Head) - Ant.0

Frequency		Test Mode	Test Position	Figure No./ Note	Conducted Power (dBm)	Max. tune-up Power (dBm)	Measured SAR(1g) (W/kg)	Reported SAR(1g) (W/kg)	Power Drift(dB)
Ch.	MHz								
Power Level A1/A2									
1413	1732.6	RMC	Left Cheek	/	23.40	24.0	0.146	**0.17**	0.05
1413	1732.6	RMC	Left Tilt	/	23.40	24.0	0.082	**0.09**	-0.04
1413	1732.6	RMC	Right Cheek	/	23.40	24.0	0.093	**0.11**	-0.06
1413	1732.6	RMC	Right Tilt	/	23.40	24.0	0.075	**0.09**	0.14

Table 13.14: SAR Values (WCDMA Band 4 - Head) - Ant.1

Frequency		Test Mode	Test Position	Figure No./ Note	Conducted Power (dBm)	Max. tune-up Power (dBm)	Measured SAR(1g) (W/kg)	Reported SAR(1g) (W/kg)	Power Drift(dB)
Ch.	MHz								
Power Level A1									
1413	1732.6	RMC	Left Cheek	/	19.20	20.5	0.269	**0.36**	-0.12
1413	1732.6	RMC	Left Tilt	/	19.20	20.5	0.349	**0.47**	-0.11
1413	1732.6	RMC	Right Cheek	/	19.20	20.5	0.471	**0.64**	0.12
1413	1732.6	RMC	Right Tilt	/	19.20	20.5	0.615	**0.83**	-0.15
1513	1752.6	RMC	Right Tilt	**7**	19.50	20.5	**0.637**	**0.80**	0.04
1312	1712.4	RMC	Right Tilt	/	19.40	20.5	0.403	**0.52**	0.12
Power Level A2									
1413	1732.6	RMC	Left Cheek	/	18.20	19.5	0.211	**0.28**	-0.06
1413	1732.6	RMC	Left Tilt	/	18.20	19.5	0.274	**0.37**	0.06
1413	1732.6	RMC	Right Cheek	/	18.20	19.5	0.370	**0.50**	0.17
1413	1732.6	RMC	Right Tilt	/	18.20	19.5	0.483	**0.65**	0.11

©Copyright. All rights reserved by SAICT

Table 13.15: SAR Values (WCDMA Band 4 - Body) - Ant.0

Frequency		Test Mode	Test Position	Figure No./ Note	Conducted Power (dBm)	Max. tune-up Power (dBm)	Measured SAR(1g) (W/kg)	Reported SAR(1g) (W/kg)	Power Drift(dB)
Ch.	MHz								
Hotspot Test Data (10mm) - Power Level B1									
1413	1732.6	RMC	Front	/	21.40	22.0	0.304	**0.35**	-0.02
1413	1732.6	RMC	Rear	/	21.40	22.0	0.468	**0.54**	0.05
1413	1732.6	RMC	Left	/	21.40	22.0	0.122	**0.14**	0.09
1413	1732.6	RMC	Right	/	21.40	22.0	0.242	**0.28**	-0.04
1413	1732.6	RMC	Bottom	**8**	21.40	22.0	**0.656**	**0.75**	0.05
Body-Worn Test Data (15mm) - Power Level B1									
1413	1732.6	RMC	Front	/	21.40	22.0	0.170	**0.20**	-0.08
1413	1732.6	RMC	Rear	/	21.40	22.0	0.255	**0.29**	0.04
Hotspot Test Data (10mm) - Power Level B2									
1413	1732.6	RMC	Front	/	20.40	21.0	0.248	**0.28**	0.12
1413	1732.6	RMC	Rear	/	20.40	21.0	0.382	**0.44**	0.09
1413	1732.6	RMC	Left	/	20.40	21.0	0.100	**0.11**	-0.01
1413	1732.6	RMC	Right	/	20.40	21.0	0.198	**0.23**	-0.02
1413	1732.6	RMC	Bottom	/	20.40	21.0	0.536	**0.62**	0.02
Body-Worn Test Data (15mm) - Power Level B2									
1413	1732.6	RMC	Front	/	20.40	21.0	0.139	**0.16**	-0.02
1413	1732.6	RMC	Rear	/	20.40	21.0	0.208	**0.24**	0.12

©Copyright. All rights reserved by SAICT

Table 13.16: SAR Values (WCDMA Band 4 - Body) - Ant.1

Frequency		Test Mode	Test Position	Figure No./ Note	Conducted Power (dBm)	Max. tune-up Power (dBm)	Measured SAR(1g) (W/kg)	Reported SAR(1g) (W/kg)	Power Drift(dB)
Ch.	MHz								
Hotspot Test Data (10mm) - Power Level B1									
1413	1732.6	RMC	Front	/	21.70	23.0	0.088	**0.12**	0.14
1413	1732.6	RMC	Rear	/	21.70	23.0	0.091	**0.12**	0.05
1413	1732.6	RMC	Left	/	21.70	23.0	0.039	**0.05**	0.06
1413	1732.6	RMC	Right	/	21.70	23.0	0.028	**0.04**	0.11
1413	1732.6	RMC	Top	/	21.70	23.0	0.189	**0.25**	0.06
Body-Worn Test Data (15mm) - Power Level B1									
1413	1732.6	RMC	Front	/	21.70	23.0	0.044	**0.06**	0.08
1413	1732.6	RMC	Rear	/	21.70	23.0	0.045	**0.06**	0.14
Hotspot Test Data (10mm) - Power Level B2									
1413	1732.6	RMC	Front	/	20.70	22.0	0.079	**0.11**	0.11
1413	1732.6	RMC	Rear	/	20.70	22.0	0.081	**0.11**	-0.08
1413	1732.6	RMC	Left	/	20.70	22.0	0.034	**0.05**	-0.15
1413	1732.6	RMC	Right	/	20.70	22.0	0.025	**0.03**	-0.03
1413	1732.6	RMC	Top	/	20.70	22.0	0.168	**0.23**	0.04
Body-Worn Test Data (15mm) - Power Level B2									
1413	1732.6	RMC	Front	/	20.70	22.0	0.039	**0.05**	-0.09
1413	1732.6	RMC	Rear	/	20.70	22.0	0.040	**0.05**	-0.14

©Copyright. All rights reserved by SAICT

Table 13.1: SAR Values (WCDMA Band 5 - Head) - Ant.0

Frequency		Test Mode	Test Position	Figure No./ Note	Conducted Power (dBm)	Max. tune-up Power (dBm)	Measured SAR(1g) (W/kg)	Reported SAR(1g) (W/kg)	Power Drift(dB)
Ch.	MHz								
Power Level A1/A2									
4183	836.6	RMC	Left Cheek	/	23.30	24.5	0.148	**0.20**	0.10
4183	836.6	RMC	Left Tilt	/	23.30	24.5	0.087	**0.12**	0.11
4183	836.6	RMC	Right Cheek	/	23.30	24.5	0.111	**0.15**	0.19
4183	836.6	RMC	Right Tilt	/	23.30	24.5	0.065	**0.09**	0.14

Table 13.2: SAR Values (WCDMA Band 5 - Head) - Ant.1

Frequency		Test Mode	Test Position	Figure No./ Note	Conducted Power (dBm)	Max. tune-up Power (dBm)	Measured SAR(1g) (W/kg)	Reported SAR(1g) (W/kg)	Power Drift(dB)
Ch.	MHz								
Power Level A1/A2									
4183	836.6	RMC	Left Cheek	/	23.20	24.5	0.509	**0.69**	-0.07
4183	836.6	RMC	Left Tilt	/	23.20	24.5	0.474	**0.64**	-0.06
4183	836.6	RMC	Right Cheek	/	23.20	24.5	0.795	**1.07**	-0.02
4183	836.6	RMC	Right Tilt	/	23.20	24.5	0.706	**0.95**	-0.02
4233	846.6	RMC	Right Cheek	**9**	23.40	24.5	**0.844**	**1.09**	-0.02
4132	826.4	RMC	Right Cheek	/	23.20	24.5	0.788	**1.06**	-0.03
4233	846.6	RMC	Right Tilt	/	23.40	24.5	0.750	**0.97**	-0.13
4132	826.4	RMC	Right Tilt	/	23.20	24.5	0.700	**0.94**	0.07
4233	846.6	RMC	Right Cheek	B2	23.40	24.5	0.806	**1.04**	0.10
4233	846.6	RMC	Right Cheek	B3	23.40	24.5	0.819	**1.06**	0.08
4233	846.6	RMC	Right Cheek	SIM2	23.40	24.5	0.833	**1.07**	-0.05

©Copyright. All rights reserved by SAICT

Table 13.3: SAR Values (WCDMA Band 5 - Body) - Ant.0

Frequency		Test Mode	Test Position	Figure No./ Note	Conducted Power (dBm)	Max. tune-up Power (dBm)	Measured SAR(1g) (W/kg)	Reported SAR(1g) (W/kg)	Power Drift(dB)
Ch.	MHz								
Hotspot Test Data (10mm) - Power Level B1/B2									
4183	836.6	RMC	Front	/	23.30	24.5	0.196	**0.26**	0.13
4183	836.6	RMC	Rear	/	23.30	24.5	0.266	**0.35**	0.02
4183	836.6	RMC	Left	/	23.30	24.5	0.158	**0.21**	0.08
4183	836.6	RMC	Right	/	23.30	24.5	0.075	**0.10**	-0.04
4183	836.6	RMC	Bottom	**10**	23.30	24.5	**0.331**	**0.44**	0.05
4183	836.6	RMC	Bottom	B2	23.30	24.5	0.314	**0.41**	-0.08
4183	836.6	RMC	Bottom	B3	23.30	24.5	0.305	**0.40**	0.06
Body-Worn Test Data (15mm) - Power Level B1/B2									
4183	836.6	RMC	Front	/	23.30	24.5	0.122	**0.16**	0.08
4183	836.6	RMC	Rear	/	23.30	24.5	0.148	**0.20**	0.04

Table 13.4: SAR Values (WCDMA Band 5 - Body) - Ant.1

Frequency		Test Mode	Test Position	Figure No./ Note	Conducted Power (dBm)	Max. tune-up Power (dBm)	Measured SAR(1g) (W/kg)	Reported SAR(1g) (W/kg)	Power Drift(dB)
Ch.	MHz								
Hotspot Test Data (10mm) - Power Level B1/B2									
4183	836.6	RMC	Front	/	23.20	24.5	0.131	**0.18**	0.08
4183	836.6	RMC	Rear	/	23.20	24.5	0.179	**0.24**	-0.01
4183	836.6	RMC	Left	/	23.20	24.5	0.089	**0.12**	0.04
4183	836.6	RMC	Right	/	23.20	24.5	0.074	**0.10**	0.13
4183	836.6	RMC	Top	/	23.20	24.5	0.160	**0.22**	0.07
Body-Worn Test Data (15mm) - Power Level B1/B2									
4183	836.6	RMC	Front	/	23.20	24.5	0.084	**0.11**	0.06
4183	836.6	RMC	Rear	/	23.20	24.5	0.106	**0.14**	0.01

©Copyright. All rights reserved by SAICT

Table 13.1: SAR Values (LTE Band 2 - Head) - Ant.0

Frequency		Test Mode	Test Position	Figure No./ Note	Conducted Power (dBm)	Max. tune-up Power (dBm)	Measured SAR(1g) (W/kg)	Reported SAR(1g) (W/kg)	Power Drift(dB)
Ch.	MHz								
Power Level A1/A2									
19100	1900.0	1RB50	Left Cheek	/	22.49	23.5	0.044	**0.06**	0.10
19100	1900.0	50RB0	Left Cheek	/	21.51	22.5	0.042	**0.05**	-0.03
19100	1900.0	1RB50	Left Tilt	/	22.49	23.5	0.033	**0.04**	0.17
19100	1900.0	50RB0	Left Tilt	/	21.51	22.5	0.031	**0.04**	-0.09
19100	1900.0	1RB50	Right Cheek	/	22.49	23.5	0.040	**0.05**	0.17
19100	1900.0	50RB0	Right Cheek	/	21.51	22.5	0.038	**0.05**	-0.06
19100	1900.0	1RB50	Right Tilt	/	22.49	23.5	0.030	**0.04**	-0.05
19100	1900.0	50RB0	Right Tilt	/	21.51	22.5	0.030	**0.04**	0.03

Table 13.2: SAR Values (LTE Band 2 - Head) - Ant.1

Frequency		Test Mode	Test Position	Figure No./ Note	Conducted Power (dBm)	Max. tune-up Power (dBm)	Measured SAR(1g) (W/kg)	Reported SAR(1g) (W/kg)	Power Drift(dB)
Ch.	MHz								
Power Level A1/A2									
19100	1900.0	1RB50	Left Cheek	/	16.65	17.5	0.337	**0.41**	0.01
19100	1900.0	50RB0	Left Cheek	/	16.72	17.5	0.340	**0.41**	0.12
19100	1900.0	1RB50	Left Tilt	/	16.65	17.5	0.329	**0.40**	0.10
19100	1900.0	50RB0	Left Tilt	/	16.72	17.5	0.335	**0.40**	0.01
19100	1900.0	1RB50	Right Cheek	/	16.65	17.5	0.561	**0.68**	-0.09
19100	1900.0	50RB0	Right Cheek	/	16.72	17.5	0.573	**0.69**	0.17
19100	1900.0	1RB50	Right Tilt	/	16.65	17.5	0.681	**0.83**	0.14
19100	1900.0	50RB0	Right Tilt	**11**	16.72	17.5	**0.744**	**0.89**	0.11
18900	1880.0	1RB50	Right Tilt	/	16.57	17.5	0.625	**0.77**	-0.18
18700	1860.0	1RB50	Right Tilt	/	16.62	17.5	0.613	**0.75**	0.07
18900	1880.0	50RB0	Right Tilt	/	16.59	17.5	0.638	**0.79**	0.15
18700	1860.0	50RB0	Right Tilt	/	16.62	17.5	0.587	**0.72**	0.06
19100	1900.0	100RB	Right Tilt	/	16.67	17.5	0.729	**0.88**	-0.14

©Copyright. All rights reserved by SAICT

Table 13.3: SAR Values (LTE Band 2 - Body) - Ant.0

Frequency		Test Mode	Test Position	Figure No./ Note	Conducted Power (dBm)	Max. tune-up Power (dBm)	Measured SAR(1g) (W/kg)	Reported SAR(1g) (W/kg)	Power Drift(dB)
Ch.	MHz								
Hotspot Test Data (10mm) - Power Level B1									
19100	1900.0	1RB50	Front	/	21.03	22.0	0.224	**0.28**	0.16
19100	1900.0	50RB50	Front	/	21.05	22.0	0.199	**0.25**	0.03
19100	1900.0	1RB50	Rear	/	21.03	22.0	0.413	**0.52**	0.03
19100	1900.0	50RB50	Rear	/	21.05	22.0	0.373	**0.46**	0.19
19100	1900.0	1RB50	Left	/	21.03	22.0	0.091	**0.11**	0.10
19100	1900.0	50RB50	Left	/	21.05	22.0	0.081	**0.10**	-0.09
19100	1900.0	1RB50	Right	/	21.03	22.0	0.171	**0.21**	0.08
19100	1900.0	50RB50	Right	/	21.05	22.0	0.149	**0.19**	-0.11
19100	1900.0	1RB50	Bottom	/	21.03	22.0	0.503	**0.63**	0.02
19100	1900.0	50RB50	Bottom	/	21.05	22.0	0.465	**0.58**	0.05
Body-Worn Test Data (15mm) - Power Level B1									
19100	1900.0	1RB50	Front	/	21.03	22.0	0.180	**0.23**	0.16
19100	1900.0	50RB50	Front	/	21.05	22.0	0.135	**0.17**	-0.17
19100	1900.0	1RB50	Rear	/	21.03	22.0	0.218	**0.27**	0.13
19100	1900.0	50RB50	Rear	/	21.05	22.0	0.185	**0.23**	0.15
Hotspot Test Data (10mm) - Power Level B2									
19100	1900.0	1RB50	Front	/	20.12	21.0	0.179	**0.22**	-0.18
19100	1900.0	50RB50	Front	/	20.03	21.0	0.159	**0.20**	0.03
19100	1900.0	1RB50	Rear	/	20.12	21.0	0.330	**0.40**	0.02
19100	1900.0	50RB50	Rear	/	20.03	21.0	0.298	**0.37**	0.10
19100	1900.0	1RB50	Left	/	20.12	21.0	0.073	**0.09**	-0.09
19100	1900.0	50RB50	Left	/	20.03	21.0	0.065	**0.08**	0.06
19100	1900.0	1RB50	Right	/	20.12	21.0	0.137	**0.17**	0.09
19100	1900.0	50RB50	Right	/	20.03	21.0	0.119	**0.15**	-0.17
19100	1900.0	1RB50	Bottom	/	20.12	21.0	0.402	**0.49**	0.03
19100	1900.0	50RB50	Bottom	/	20.03	21.0	0.372	**0.47**	0.07
Body-Worn Test Data (15mm) - Power Level B2									
19100	1900.0	1RB50	Front	/	20.12	21.0	0.144	**0.18**	0.06
19100	1900.0	50RB50	Front	/	20.03	21.0	0.108	**0.14**	-0.10
19100	1900.0	1RB50	Rear	/	20.12	21.0	0.174	**0.21**	0.09
19100	1900.0	50RB50	Rear	/	20.03	21.0	0.148	**0.19**	-0.17

©Copyright. All rights reserved by SAICT

Table 13.4: SAR Values (LTE Band 2 - Body) - Ant.1

Frequency		Test Mode	Test Position	Figure No./ Note	Conducted Power (dBm)	Max. tune-up Power (dBm)	Measured SAR(1g) (W/kg)	Reported SAR(1g) (W/kg)	Power Drift(dB)
Ch.	MHz								
Hotspot Test Data (10mm) - Power Level B1									
19100	1900.0	1RB50	Front	/	20.19	21.0	0.318	**0.38**	-0.02
19100	1900.0	50RB0	Front	/	20.23	21.0	0.315	**0.38**	-0.08
19100	1900.0	1RB50	Rear	/	20.19	21.0	0.413	**0.50**	-0.15
19100	1900.0	50RB0	Rear	/	20.23	21.0	0.422	**0.50**	0.13
19100	1900.0	1RB50	Left	/	20.19	21.0	0.085	**0.10**	0.11
19100	1900.0	50RB0	Left	/	20.23	21.0	0.080	**0.10**	0.19
19100	1900.0	1RB50	Right	/	20.19	21.0	0.017	**0.02**	0.06
19100	1900.0	50RB0	Right	/	20.23	21.0	0.032	**0.04**	0.07
19100	1900.0	1RB50	Top	/	20.19	21.0	0.625	**0.75**	-0.09
19100	1900.0	50RB0	Top	**12**	20.23	21.0	**0.632**	**0.75**	0.14
Body-Worn Test Data (15mm) - Power Level B1									
19100	1900.0	1RB50	Front	/	20.19	21.0	0.138	**0.17**	0.03
19100	1900.0	50RB0	Front	/	20.23	21.0	0.146	**0.17**	0.12
19100	1900.0	1RB50	Rear	/	20.19	21.0	0.218	**0.26**	0.04
19100	1900.0	50RB0	Rear	/	20.23	21.0	0.222	**0.27**	0.03
Hotspot Test Data (10mm) - Power Level B2									
19100	1900.0	1RB50	Front	/	19.14	20.0	0.258	**0.31**	-0.11
19100	1900.0	50RB0	Front	/	19.20	20.0	0.256	**0.31**	0.03
19100	1900.0	1RB50	Rear	/	19.14	20.0	0.335	**0.41**	0.02
19100	1900.0	50RB0	Rear	/	19.20	20.0	0.343	**0.41**	0.04
19100	1900.0	1RB50	Left	/	19.14	20.0	0.069	**0.08**	0.10
19100	1900.0	50RB0	Left	/	19.20	20.0	0.065	**0.08**	0.02
19100	1900.0	1RB50	Right	/	19.14	20.0	0.014	**0.02**	0.13
19100	1900.0	50RB0	Right	/	19.20	20.0	0.026	**0.03**	-0.05
19100	1900.0	1RB50	Top	/	19.14	20.0	0.507	**0.62**	0.07
19100	1900.0	50RB0	Top	/	19.20	20.0	0.513	**0.62**	0.09
Body-Worn Test Data (15mm) - Power Level B2									
19100	1900.0	1RB50	Front	/	19.14	20.0	0.112	**0.14**	-0.10
19100	1900.0	50RB0	Front	/	19.20	20.0	0.119	**0.14**	-0.12
19100	1900.0	1RB50	Rear	/	19.14	20.0	0.177	**0.22**	-0.07
19100	1900.0	50RB0	Rear	/	19.20	20.0	0.180	**0.22**	0.01

©Copyright. All rights reserved by SAICT

Table 13.5: SAR Values (LTE Band 4 - Head) - Ant.0

Frequency		Test Mode	Test Position	Figure No./ Note	Conducted Power (dBm)	Max. tune-up Power (dBm)	Measured SAR(1g) (W/kg)	Reported SAR(1g) (W/kg)	Power Drift(dB)
Ch.	MHz								
Power Level A1/A2									
20300	1745.0	1RB50	Left Cheek	/	22.63	23.5	0.111	**0.14**	0.09
20300	1745.0	50RB0	Left Cheek	/	21.64	22.5	0.095	**0.12**	-0.10
20300	1745.0	1RB50	Left Tilt	/	22.63	23.5	0.061	**0.08**	-0.18
20300	1745.0	50RB0	Left Tilt	/	21.64	22.5	0.048	**0.06**	0.04
20300	1745.0	1RB50	Right Cheek	/	22.63	23.5	0.070	**0.09**	-0.13
20300	1745.0	50RB0	Right Cheek	/	21.64	22.5	0.054	**0.07**	0.12
20300	1745.0	1RB50	Right Tilt	/	22.63	23.5	0.055	**0.07**	0.06
20300	1745.0	50RB0	Right Tilt	/	21.64	22.5	0.030	**0.04**	0.02

Table 13.6: SAR Values (LTE Band 4 - Head) - Ant.1

Frequency		Test Mode	Test Position	Figure No./ Note	Conducted Power (dBm)	Max. tune-up Power (dBm)	Measured SAR(1g) (W/kg)	Reported SAR(1g) (W/kg)	Power Drift(dB)
Ch.	MHz								
Power Level A1									
20300	1745.0	1RB50	Left Cheek	/	19.69	20.5	0.358	**0.43**	-0.07
20300	1745.0	50RB0	Left Cheek	/	19.65	20.5	0.356	**0.43**	-0.03
20300	1745.0	1RB50	Left Tilt	/	19.69	20.5	0.404	**0.49**	-0.06
20300	1745.0	50RB0	Left Tilt	/	19.65	20.5	0.397	**0.48**	-0.03
20300	1745.0	1RB50	Right Cheek	/	19.69	20.5	0.606	**0.73**	-0.06
20300	1745.0	50RB0	Right Cheek	/	19.65	20.5	0.583	**0.71**	-0.05
20300	1745.0	1RB50	Right Tilt	**13**	19.69	20.5	**0.787**	**0.95**	-0.05
20300	1745.0	50RB0	Right Tilt	/	19.65	20.5	0.725	**0.88**	-0.03
20175	1732.5	1RB50	Right Tilt	/	19.56	20.5	0.728	**0.90**	0.14
20050	1720.0	1RB50	Right Tilt	/	19.65	20.5	0.631	**0.77**	-0.04
20175	1732.5	50RB0	Right Tilt	/	19.62	20.5	0.638	**0.78**	-0.05
20050	1720.0	50RB0	Right Tilt	/	19.60	20.5	0.584	**0.72**	-0.06
20300	1745.0	100RB	Right Tilt	/	19.63	20.5	0.768	**0.94**	-0.02
Power Level A2									
20300	1745.0	1RB50	Left Cheek	/	18.64	19.5	0.285	**0.35**	0.01
20300	1745.0	50RB0	Left Cheek	/	18.70	19.5	0.283	**0.34**	-0.02
20300	1745.0	1RB50	Left Tilt	/	18.64	19.5	0.321	**0.39**	0.12
20300	1745.0	50RB0	Left Tilt	/	18.70	19.5	0.316	**0.38**	0.04
20300	1745.0	1RB50	Right Cheek	/	18.64	19.5	0.482	**0.59**	-0.03
20300	1745.0	50RB0	Right Cheek	/	18.70	19.5	0.464	**0.56**	0.02
20300	1745.0	1RB50	Right Tilt	/	18.64	19.5	0.626	**0.76**	0.04
20300	1745.0	50RB0	Right Tilt	/	18.70	19.5	0.577	**0.69**	0.01

©Copyright. All rights reserved by SAICT

Table 13.7: SAR Values (LTE Band 4 - Body) - Ant.0

Frequency		Test Mode	Test Position	Figure No./ Note	Conducted Power (dBm)	Max. tune-up Power (dBm)	Measured SAR(1g) (W/kg)	Reported SAR(1g) (W/kg)	Power Drift(dB)
Ch.	MHz								
Hotspot Test Data (10mm) - Power Level B1									
20300	1745.0	1RB50	Front	/	21.13	22.0	0.333	**0.41**	0.04
20300	1745.0	50RB0	Front	/	21.14	22.0	0.316	**0.39**	0.10
20300	1745.0	1RB50	Rear	/	21.13	22.0	0.483	**0.59**	0.03
20300	1745.0	50RB0	Rear	/	21.14	22.0	0.463	**0.56**	0.06
20300	1745.0	1RB50	Left	/	21.13	22.0	0.078	**0.10**	-0.12
20300	1745.0	50RB0	Left	/	21.14	22.0	0.075	**0.09**	-0.08
20300	1745.0	1RB50	Right	/	21.13	22.0	0.156	**0.19**	-0.11
20300	1745.0	50RB0	Right	/	21.14	22.0	0.147	**0.18**	-0.18
20300	1745.0	1RB50	Bottom	**14**	21.13	22.0	**0.674**	**0.82**	0.05
20300	1745.0	50RB0	Bottom	/	21.14	22.0	0.667	**0.81**	0.06
20175	1732.5	1RB50	Bottom	/	21.09	22.0	0.665	**0.82**	-0.02
20050	1720.0	1RB50	Bottom	/	21.12	22.0	0.663	**0.81**	-0.05
20175	1732.5	50RB0	Bottom	/	21.13	22.0	0.638	**0.78**	-0.04
20050	1720.0	50RB0	Bottom	/	21.08	22.0	0.620	**0.77**	0.02
20300	1745.0	100RB	Bottom	/	21.08	22.0	0.650	**0.80**	0.14
Body-Worn Test Data (15mm) - Power Level B1									
20300	1745.0	1RB50	Front	/	21.13	22.0	0.209	**0.26**	-0.11
20300	1745.0	50RB0	Front	/	21.14	22.0	0.170	**0.21**	0.14
20300	1745.0	1RB50	Rear	/	21.13	22.0	0.249	**0.30**	0.02
20300	1745.0	50RB0	Rear	/	21.14	22.0	0.198	**0.24**	-0.01
Hotspot Test Data (10mm) - Power Level B2									
20300	1745.0	1RB50	Front	/	20.15	21.0	0.271	**0.33**	-0.07
20300	1745.0	50RB0	Front	/	20.23	21.0	0.257	**0.31**	0.03
20300	1745.0	1RB50	Rear	/	20.15	21.0	0.393	**0.48**	0.18
20300	1745.0	50RB0	Rear	/	20.23	21.0	0.376	**0.45**	0.12
20300	1745.0	1RB50	Left	/	20.15	21.0	0.064	**0.08**	0.07
20300	1745.0	50RB0	Left	/	20.23	21.0	0.061	**0.07**	-0.12
20300	1745.0	1RB50	Right	/	20.15	21.0	0.127	**0.15**	0.13
20300	1745.0	50RB0	Right	/	20.23	21.0	0.119	**0.14**	0.13
20300	1745.0	1RB50	Bottom	/	20.15	21.0	0.548	**0.67**	0.05
20300	1745.0	50RB0	Bottom	/	20.23	21.0	0.542	**0.65**	0.08
Body-Worn Test Data (15mm) - Power Level B2									
20300	1745.0	1RB50	Front	/	20.15	21.0	0.170	**0.21**	0.02
20300	1745.0	50RB0	Front	/	20.23	21.0	0.138	**0.16**	0.02
20300	1745.0	1RB50	Rear	/	20.15	21.0	0.202	**0.25**	-0.04
20300	1745.0	50RB0	Rear	/	20.23	21.0	0.161	**0.19**	-0.16

©Copyright. All rights reserved by SAICT

Table 13.8: SAR Values (LTE Band 4 - Body) - Ant.1

Frequency		Test Mode	Test Position	Figure No./ Note	Conducted Power (dBm)	Max. tune-up Power (dBm)	Measured SAR(1g) (W/kg)	Reported SAR(1g) (W/kg)	Power Drift(dB)
Ch.	MHz								
Hotspot Test Data (10mm) - Power Level B1									
20300	1745.0	1RB50	Front	/	21.21	22.0	0.214	**0.26**	0.05
20300	1745.0	50RB0	Front	/	21.19	22.0	0.166	**0.20**	-0.15
20300	1745.0	1RB50	Rear	/	21.21	22.0	0.210	**0.25**	0.06
20300	1745.0	50RB0	Rear	/	21.19	22.0	0.177	**0.21**	-0.09
20300	1745.0	1RB50	Left	/	21.21	22.0	0.051	**0.06**	0.18
20300	1745.0	50RB0	Left	/	21.19	22.0	0.038	**0.05**	0.10
20300	1745.0	1RB50	Right	/	21.21	22.0	0.031	**0.04**	0.09
20300	1745.0	50RB0	Right	/	21.19	22.0	0.029	**0.04**	-0.13
20300	1745.0	1RB50	Top	/	21.21	22.0	0.375	**0.45**	0.15
20300	1745.0	50RB0	Top	/	21.19	22.0	0.322	**0.39**	0.12
Body-Worn Test Data (15mm) - Power Level B1									
20300	1745.0	1RB50	Front	/	21.21	22.0	0.094	**0.11**	0.15
20300	1745.0	50RB0	Front	/	21.19	22.0	0.071	**0.08**	0.18
20300	1745.0	1RB50	Rear	/	21.21	22.0	0.104	**0.12**	0.04
20300	1745.0	50RB0	Rear	/	21.19	22.0	0.077	**0.09**	-0.02
Hotspot Test Data (10mm) - Power Level B2									
20300	1745.0	1RB50	Front	/	20.15	21.0	0.169	**0.21**	0.03
20300	1745.0	50RB0	Front	/	20.21	21.0	0.131	**0.16**	-0.18
20300	1745.0	1RB50	Rear	/	20.15	21.0	0.166	**0.20**	0.18
20300	1745.0	50RB0	Rear	/	20.21	21.0	0.040	**0.05**	-0.11
20300	1745.0	1RB50	Left	/	20.15	21.0	0.030	**0.04**	-0.12
20300	1745.0	50RB0	Left	/	20.21	21.0	0.024	**0.03**	0.15
20300	1745.0	1RB50	Right	/	20.15	21.0	0.023	**0.03**	-0.01
20300	1745.0	50RB0	Right	/	20.21	21.0	0.023	**0.03**	-0.02
20300	1745.0	1RB50	Top	/	20.15	21.0	0.297	**0.36**	0.08
20300	1745.0	50RB0	Top	/	20.21	21.0	0.255	**0.31**	0.05
Body-Worn Test Data (15mm) - Power Level B2									
20300	1745.0	1RB50	Front	/	20.15	21.0	0.074	**0.09**	-0.10
20300	1745.0	50RB0	Front	/	20.21	21.0	0.056	**0.07**	0.06
20300	1745.0	1RB50	Rear	/	20.15	21.0	0.082	**0.10**	0.01
20300	1745.0	50RB0	Rear	/	20.21	21.0	0.061	**0.07**	-0.05

©Copyright. All rights reserved by SAICT

Table 13.9: SAR Values (LTE Band 5 - Head) - Ant.0

Frequency		Test Mode	Test Position	Figure No./ Note	Conducted Power (dBm)	Max. tune-up Power (dBm)	Measured SAR(1g) (W/kg)	Reported SAR(1g) (W/kg)	Power Drift(dB)
Ch.	MHz								
Power Level A1/A2									
20450	829.0	1RB24	Left Cheek	/	23.33	24.5	0.155	**0.20**	-0.10
20450	829.0	25RB25	Left Cheek	/	22.29	23.5	0.121	**0.16**	-0.15
20450	829.0	1RB24	Left Tilt	/	23.33	24.5	0.096	**0.13**	-0.10
20450	829.0	25RB25	Left Tilt	/	22.29	23.5	0.075	**0.10**	-0.02
20450	829.0	1RB24	Right Cheek	/	23.33	24.5	0.121	**0.16**	-0.04
20450	829.0	25RB25	Right Cheek	/	22.29	23.5	0.094	**0.12**	-0.11
20450	829.0	1RB24	Right Tilt	/	23.33	24.5	0.073	**0.10**	-0.08
20450	829.0	25RB25	Right Tilt	/	22.29	23.5	0.057	**0.08**	0.16

Table 13.10: SAR Values (LTE Band 5 - Head) - Ant.1

Frequency		Test Mode	Test Position	Figure No./ Note	Conducted Power (dBm)	Max. tune-up Power (dBm)	Measured SAR(1g) (W/kg)	Reported SAR(1g) (W/kg)	Power Drift(dB)
Ch.	MHz								
Power Level A1									
20450	829.0	1RB24	Left Cheek	/	21.38	22.5	0.398	**0.52**	-0.19
20600	844.0	25RB0	Left Cheek	/	21.38	22.5	0.424	**0.55**	-0.08
20450	829.0	1RB24	Left Tilt	/	21.38	22.5	0.316	**0.41**	0.09
20600	844.0	25RB0	Left Tilt	/	21.38	22.5	0.334	**0.43**	-0.13
20450	829.0	1RB24	Right Cheek	**15**	21.38	22.5	**0.565**	**0.73**	-0.04
20600	844.0	25RB0	Right Cheek	/	21.38	22.5	0.535	**0.69**	-0.15
20450	829.0	1RB24	Right Tilt	/	21.38	22.5	0.458	**0.59**	0.01
20600	844.0	25RB0	Right Tilt	/	21.38	22.5	0.449	**0.58**	-0.06
Power Level A2									
20450	829.0	1RB24	Left Cheek	/	20.40	21.5	0.298	**0.38**	0.09
20600	844.0	25RB0	Left Cheek	/	20.39	21.5	0.318	**0.41**	0.17
20450	829.0	1RB24	Left Tilt	/	20.40	21.5	0.237	**0.31**	-0.12
20600	844.0	25RB0	Left Tilt	/	20.39	21.5	0.251	**0.32**	0.01
20450	829.0	1RB24	Right Cheek	/	20.40	21.5	0.424	**0.55**	0.07
20600	844.0	25RB0	Right Cheek	/	20.39	21.5	0.402	**0.52**	-0.09
20450	829.0	1RB24	Right Tilt	/	20.40	21.5	0.344	**0.44**	-0.19
20600	844.0	25RB0	Right Tilt	/	20.39	21.5	0.337	**0.44**	-0.08

©Copyright. All rights reserved by SAICT

Table 13.11: SAR Values (LTE Band 5 - Body) - Ant.0

Frequency		Test Mode	Test Position	Figure No./ Note	Conducted Power (dBm)	Max. tune-up Power (dBm)	Measured SAR(1g) (W/kg)	Reported SAR(1g) (W/kg)	Power Drift(dB)
Ch.	MHz								
Hotspot Test Data (10mm) - Power Level B1/B2									
20450	829.0	1RB24	Front	/	23.33	24.5	0.187	**0.24**	0.04
20600	844.0	25RB0	Front	/	22.29	23.5	0.141	**0.19**	-0.17
20450	829.0	1RB24	Rear	/	23.33	24.5	0.265	**0.35**	0.05
20600	844.0	25RB0	Rear	/	22.29	23.5	0.184	**0.24**	-0.06
20450	829.0	1RB24	Left	/	23.33	24.5	0.179	**0.23**	-0.14
20600	844.0	25RB0	Left	/	22.29	23.5	0.112	**0.15**	0.09
20450	829.0	1RB24	Right	/	23.33	24.5	0.085	**0.11**	-0.02
20600	844.0	25RB0	Right	/	22.29	23.5	0.054	**0.07**	0.19
20450	829.0	1RB24	Bottom	**16**	23.33	24.5	**0.331**	**0.43**	0.04
20600	844.0	25RB0	Bottom	/	22.29	23.5	0.252	**0.33**	-0.02
Body-Worn Test Data (15mm) - Power Level B1/B2									
20450	829.0	1RB24	Front	/	23.33	24.5	0.126	**0.16**	-0.01
20600	844.0	25RB0	Front	/	22.29	23.5	0.081	**0.11**	0.13
20450	829.0	1RB24	Rear	/	23.33	24.5	0.156	**0.20**	0.08
20600	844.0	25RB0	Rear	/	22.29	23.5	0.099	**0.13**	0.03

Table 13.12: SAR Values (LTE Band 5 - Body) - Ant.1

Frequency		Test Mode	Test Position	Figure No./ Note	Conducted Power (dBm)	Max. tune-up Power (dBm)	Measured SAR(1g) (W/kg)	Reported SAR(1g) (W/kg)	Power Drift(dB)
Ch.	MHz								
Hotspot Test Data (10mm) - Power Level B1/B2									
20450	829.0	1RB24	Front	/	23.29	24.5	0.088	**0.12**	0.02
20600	844.0	25RB0	Front	/	22.30	23.5	0.076	**0.10**	-0.15
20450	829.0	1RB24	Rear	/	23.29	24.5	0.094	**0.12**	-0.03
20600	844.0	25RB0	Rear	/	22.30	23.5	0.078	**0.10**	-0.01
20450	829.0	1RB24	Left	/	23.29	24.5	0.057	**0.08**	-0.18
20600	844.0	25RB0	Left	/	22.30	23.5	0.066	**0.09**	-0.09
20450	829.0	1RB24	Right	/	23.29	24.5	0.055	**0.07**	0.18
20600	844.0	25RB0	Right	/	22.30	23.5	0.048	**0.06**	-0.08
20450	829.0	1RB24	Top	/	23.29	24.5	0.150	**0.20**	-0.02
20600	844.0	25RB0	Top	/	22.30	23.5	0.123	**0.16**	-0.07
Body-Worn Test Data (15mm) - Power Level B1/B2									
20450	829.0	1RB24	Front	/	23.29	24.5	0.074	**0.10**	0.12
20600	844.0	25RB0	Front	/	22.30	23.5	0.069	**0.09**	0.06
20450	829.0	1RB24	Rear	/	23.29	24.5	0.090	**0.12**	0.04
20600	844.0	25RB0	Rear	/	22.30	23.5	0.087	**0.12**	0.03

©Copyright. All rights reserved by SAICT

Table 13.13: SAR Values (LTE Band 7 - Head) - Ant.0

Frequency		Test Mode	Test Position	Figure No./ Note	Conducted Power (dBm)	Max. tune-up Power (dBm)	Measured SAR(1g) (W/kg)	Reported SAR(1g) (W/kg)	Power Drift(dB)
Ch.	MHz								
Power Level A1/A2									
21100	2535.0	1RB50	Left Cheek	/	22.69	23.5	0.077	**0.09**	0.13
21100	2535.0	50RB50	Left Cheek	/	21.64	22.5	0.065	**0.08**	0.09
21100	2535.0	1RB50	Left Tilt	/	22.69	23.5	0.054	**0.06**	-0.15
21100	2535.0	50RB50	Left Tilt	/	21.64	22.5	0.047	**0.06**	0.07
21100	2535.0	1RB50	Right Cheek	/	22.69	23.5	0.154	**0.19**	0.07
21100	2535.0	50RB50	Right Cheek	/	21.64	22.5	0.076	**0.09**	-0.04
21100	2535.0	1RB50	Right Tilt	/	22.69	23.5	0.066	**0.08**	0.07
21100	2535.0	50RB50	Right Tilt	/	21.64	22.5	0.053	**0.07**	-0.04

©Copyright. All rights reserved by SAICT

Table 13.14: SAR Values (LTE Band 7 - Head) - Ant.1

Frequency		Test Mode	Test Position	Figure No./ Note	Conducted Power (dBm)	Max. tune-up Power (dBm)	Measured SAR(1g) (W/kg)	Reported SAR(1g) (W/kg)	Power Drift(dB)
Ch.	MHz								
Power Level A1									
21100	2535.0	1RB50	Left Cheek	/	18.73	19.5	0.424	**0.51**	0.03
21100	2535.0	50RB50	Left Cheek	/	18.63	19.5	0.478	**0.58**	0.01
21100	2535.0	1RB50	Left Tilt	/	18.73	19.5	0.453	**0.54**	0.02
21100	2535.0	50RB50	Left Tilt	/	18.63	19.5	0.451	**0.55**	0.09
21100	2535.0	1RB50	Right Cheek	/	18.73	19.5	0.715	**0.85**	0.08
21100	2535.0	50RB50	Right Cheek	**17**	18.63	19.5	**0.727**	**0.89**	0.07
21100	2535.0	1RB50	Right Tilt	/	18.73	19.5	0.663	**0.79**	-0.06
21100	2535.0	50RB50	Right Tilt	/	18.63	19.5	0.680	**0.83**	0.04
21350	2560.0	1RB50	Right Cheek	/	18.64	19.5	0.658	**0.80**	0.01
20850	2510.0	1RB50	Right Cheek	/	18.63	19.5	0.665	**0.81**	0.03
21350	2560.0	50RB50	Right Cheek	/	18.62	19.5	0.669	**0.82**	0.01
20850	2510.0	50RB50	Right Cheek	/	18.58	19.5	0.665	**0.82**	0.08
21350	2560.0	100RB	Right Cheek	/	18.63	19.5	0.701	**0.86**	0.01
21350	2560.0	50RB50	Right Tilt	/	18.62	19.5	0.626	**0.77**	0.05
20850	2510.0	50RB50	Right Tilt	/	18.58	19.5	0.622	**0.77**	0.03
21350	2560.0	100RB	Right Tilt	/	18.63	19.5	0.656	**0.80**	-0.11
Power Level A2									
21100	2535.0	1RB50	Left Cheek	/	17.78	18.5	0.330	**0.39**	0.03
21100	2535.0	50RB50	Left Cheek	/	17.69	18.5	0.373	**0.45**	-0.05
21100	2535.0	1RB50	Left Tilt	/	17.78	18.5	0.338	**0.40**	0.19
21100	2535.0	50RB50	Left Tilt	/	17.69	18.5	0.336	**0.40**	0.01
21100	2535.0	1RB50	Right Cheek	/	17.78	18.5	0.556	**0.66**	0.03
21100	2535.0	50RB50	Right Cheek	/	17.69	18.5	0.516	**0.62**	0.03
21100	2535.0	1RB50	Right Tilt	/	17.78	18.5	0.495	**0.58**	0.06
21100	2535.0	50RB50	Right Tilt	/	17.69	18.5	0.500	**0.60**	0.01

©Copyright. All rights reserved by SAICT

Table 13.15: SAR Values (LTE Band 7 - Body) - Ant.0

Frequency		Test Mode	Test Position	Figure No./ Note	Conducted Power (dBm)	Max. tune-up Power (dBm)	Measured SAR(1g) (W/kg)	Reported SAR(1g) (W/kg)	Power Drift(dB)
Ch.	MHz								
Hotspot Test Data (10mm) - Power Level B1/B2									
21100	2535.0	1RB50	Front	/	22.69	23.5	0.198	**0.24**	-0.09
21100	2535.0	50RB50	Front	/	21.64	22.5	0.166	**0.20**	-0.18
21100	2535.0	1RB50	Rear	/	22.69	23.5	0.236	**0.28**	0.15
21100	2535.0	50RB50	Rear	/	21.64	22.5	0.178	**0.22**	-0.12
21100	2535.0	1RB50	Left	/	22.69	23.5	0.053	**0.06**	0.11
21100	2535.0	50RB50	Left	/	21.64	22.5	0.046	**0.06**	0.18
21100	2535.0	1RB50	Right	/	22.69	23.5	0.147	**0.18**	-0.14
21100	2535.0	50RB50	Right	/	21.64	22.5	0.118	**0.14**	-0.06
21100	2535.0	1RB50	Bottom	/	22.69	23.5	0.220	**0.27**	-0.04
21100	2535.0	50RB50	Bottom	/	21.64	22.5	0.179	**0.22**	0.13
Body-Worn Test Data (15mm) - Power Level B1/B2									
21100	2535.0	1RB50	Front	/	22.69	23.5	0.119	**0.14**	-0.07
21100	2535.0	50RB50	Front	/	21.64	22.5	0.100	**0.12**	-0.07
21100	2535.0	1RB50	Rear	/	22.69	23.5	0.120	**0.14**	-0.06
21100	2535.0	50RB50	Rear	/	21.64	22.5	0.094	**0.11**	-0.16

©Copyright. All rights reserved by SAICT

Table 13.16: SAR Values (LTE Band 7 - Body) - Ant.1

Frequency		Test Mode	Test Position	Figure No./ Note	Conducted Power (dBm)	Max. tune-up Power (dBm)	Measured SAR(1g) (W/kg)	Reported SAR(1g) (W/kg)	Power Drift(dB)
Ch.	MHz								
Hotspot Test Data (10mm) - Power Level B1									
21100	2535.0	1RB50	Front	/	21.27	22.0	0.245	**0.29**	0.16
21100	2535.0	50RB50	Front	/	21.26	22.0	0.242	**0.29**	0.16
21100	2535.0	1RB50	Rear	/	21.27	22.0	0.608	**0.72**	0.19
21100	2535.0	50RB50	Rear	**18**	21.26	22.0	**0.629**	**0.75**	0.04
21100	2535.0	1RB50	Left	/	21.27	22.0	0.470	**0.56**	-0.12
21100	2535.0	50RB50	Left	/	21.26	22.0	0.445	**0.53**	0.05
21100	2535.0	1RB50	Right	/	21.27	22.0	0.041	**0.05**	-0.16
21100	2535.0	50RB50	Right	/	21.26	22.0	0.056	**0.07**	-0.01
21100	2535.0	1RB50	Top	/	21.27	22.0	0.428	**0.51**	0.11
21100	2535.0	50RB50	Top	/	21.26	22.0	0.442	**0.52**	0.01
21100	2535.0	50RB50	Rear	B2	21.26	22.0	0.614	**0.73**	-0.02
21100	2535.0	50RB50	Rear	B3	21.26	22.0	0.605	**0.72**	0.11
Body-Worn Test Data (15mm) - Power Level B1									
21100	2535.0	1RB50	Front	/	21.27	22.0	0.127	**0.15**	0.06
21100	2535.0	50RB50	Front	/	21.26	22.0	0.122	**0.14**	-0.10
21100	2535.0	1RB50	Rear	/	21.27	22.0	0.245	**0.29**	-0.15
21100	2535.0	50RB50	Rear	/	21.26	22.0	0.267	**0.32**	0.19
Hotspot Test Data (10mm) - Power Level B2									
21100	2535.0	1RB50	Front	/	20.23	21.0	0.098	**0.12**	0.17
21100	2535.0	50RB50	Front	/	20.24	21.0	0.097	**0.12**	-0.05
21100	2535.0	1RB50	Rear	/	20.23	21.0	0.244	**0.29**	0.02
21100	2535.0	50RB50	Rear	/	20.24	21.0	0.252	**0.30**	-0.09
21100	2535.0	1RB50	Left	/	20.23	21.0	0.188	**0.22**	0.11
21100	2535.0	50RB50	Left	/	20.24	21.0	0.178	**0.21**	-0.03
21100	2535.0	1RB50	Right	/	20.23	21.0	0.016	**0.02**	0.12
21100	2535.0	50RB50	Right	/	20.24	21.0	0.023	**0.03**	-0.05
21100	2535.0	1RB50	Top	/	20.23	21.0	0.171	**0.20**	0.12
21100	2535.0	50RB50	Top	/	20.24	21.0	0.177	**0.21**	-0.16
Body-Worn Test Data (15mm) - Power Level B2									
21100	2535.0	1RB50	Front	/	20.23	21.0	0.051	**0.06**	-0.10
21100	2535.0	50RB50	Front	/	20.24	21.0	0.049	**0.06**	0.10
21100	2535.0	1RB50	Rear	/	20.23	21.0	0.098	**0.12**	0.17
21100	2535.0	50RB50	Rear	/	20.24	21.0	0.107	**0.13**	-0.12

©Copyright. All rights reserved by SAICT

Table 13.17: SAR Values (LTE Band 13 - Head) - Ant.0

Frequency		Test Mode	Test Position	Figure No./ Note	Conducted Power (dBm)	Max. tune-up Power (dBm)	Measured SAR(1g) (W/kg)	Reported SAR(1g) (W/kg)	Power Drift(dB)
Ch.	MHz								
Power Level A1/A2									
23230	782.0	1RB24	Left Cheek	/	23.39	24.5	0.157	**0.20**	0.14
23230	782.0	25RB12	Left Cheek	/	22.36	23.5	0.125	**0.16**	-0.08
23230	782.0	1RB24	Left Tilt	/	23.39	24.5	0.101	**0.13**	0.12
23230	782.0	25RB12	Left Tilt	/	22.36	23.5	0.077	**0.10**	-0.10
23230	782.0	1RB24	Right Cheek	/	23.39	24.5	0.101	**0.13**	-0.19
23230	782.0	25RB12	Right Cheek	/	22.36	23.5	0.080	**0.10**	0.05
23230	782.0	1RB24	Right Tilt	/	23.39	24.5	0.069	**0.09**	0.01
23230	782.0	25RB12	Right Tilt	/	22.36	23.5	0.054	**0.07**	-0.04

Table 13.18: SAR Values (LTE Band 13 - Head) - Ant.1

Frequency		Test Mode	Test Position	Figure No./ Note	Conducted Power (dBm)	Max. tune-up Power (dBm)	Measured SAR(1g) (W/kg)	Reported SAR(1g) (W/kg)	Power Drift(dB)
Ch.	MHz								
Power Level A1/A2									
23230	782.0	1RB24	Left Cheek	/	23.46	24.5	0.351	**0.45**	0.01
23230	782.0	25RB12	Left Cheek	/	22.40	23.5	0.295	**0.38**	0.03
23230	782.0	1RB24	Left Tilt	/	23.46	24.5	0.331	**0.42**	0.08
23230	782.0	25RB12	Left Tilt	/	22.40	23.5	0.251	**0.32**	0.08
23230	782.0	1RB24	Right Cheek	**19**	23.46	24.5	**0.424**	**0.54**	0.04
23230	782.0	25RB12	Right Cheek	/	22.40	23.5	0.370	**0.48**	0.12
23230	782.0	1RB24	Right Tilt	/	23.46	24.5	0.341	**0.43**	0.09
23230	782.0	25RB12	Right Tilt	/	22.40	23.5	0.251	**0.32**	0.12

©Copyright. All rights reserved by SAICT

Table 13.19: SAR Values (LTE Band 13 - Body) - Ant.0

Frequency		Test Mode	Test Position	Figure No./ Note	Conducted Power (dBm)	Max. tune-up Power (dBm)	Measured SAR(1g) (W/kg)	Reported SAR(1g) (W/kg)	Power Drift(dB)
Ch.	MHz								
Hotspot Test Data (10mm) - Power Level B1/B2									
23230	782.0	1RB24	Front	/	23.39	24.5	0.142	**0.18**	0.18
23230	782.0	25RB12	Front	/	22.36	23.5	0.111	**0.14**	0.04
23230	782.0	1RB24	Rear	/	23.39	24.5	0.194	**0.25**	0.16
23230	782.0	25RB12	Rear	/	22.36	23.5	0.155	**0.20**	-0.17
23230	782.0	1RB24	Left	/	23.39	24.5	0.212	**0.27**	-0.10
23230	782.0	25RB12	Left	/	22.36	23.5	0.164	**0.21**	-0.19
23230	782.0	1RB24	Right	/	23.39	24.5	0.074	**0.10**	-0.16
23230	782.0	25RB12	Right	/	22.36	23.5	0.057	**0.07**	0.15
23230	782.0	1RB24	Bottom	**20**	23.39	24.5	**0.241**	**0.31**	0.06
23230	782.0	25RB12	Bottom	/	22.36	23.5	0.197	**0.26**	0.04
Body-Worn Test Data (15mm) - Power Level B1/B2									
23230	782.0	1RB24	Front	/	23.39	24.5	0.109	**0.14**	-0.19
23230	782.0	25RB12	Front	/	22.36	23.5	0.084	**0.11**	-0.08
23230	782.0	1RB24	Rear	/	23.39	24.5	0.123	**0.16**	0.06
23230	782.0	25RB12	Rear	/	22.36	23.5	0.107	**0.14**	0.09

Table 13.20: SAR Values (LTE Band 13 - Body) - Ant.1

Frequency		Test Mode	Test Position	Figure No./ Note	Conducted Power (dBm)	Max. tune-up Power (dBm)	Measured SAR(1g) (W/kg)	Reported SAR(1g) (W/kg)	Power Drift(dB)
Ch.	MHz								
Hotspot Test Data (10mm) - Power Level B1/B2									
23230	782.0	1RB24	Front	/	23.46	24.5	0.071	**0.09**	-0.13
23230	782.0	25RB12	Front	/	22.40	23.5	0.058	**0.07**	0.09
23230	782.0	1RB24	Rear	/	23.46	24.5	0.107	**0.14**	0.07
23230	782.0	25RB12	Rear	/	22.40	23.5	0.084	**0.11**	0.04
23230	782.0	1RB24	Left	/	23.46	24.5	0.097	**0.12**	-0.15
23230	782.0	25RB12	Left	/	22.40	23.5	0.074	**0.10**	0.18
23230	782.0	1RB24	Right	/	23.46	24.5	0.065	**0.08**	-0.08
23230	782.0	25RB12	Right	/	22.40	23.5	0.050	**0.06**	0.02
23230	782.0	1RB24	Top	/	23.46	24.5	0.089	**0.11**	0.03
23230	782.0	25RB12	Top	/	22.40	23.5	0.076	**0.10**	-0.07
Body-Worn Test Data (15mm) - Power Level B1/B2									
23230	782.0	1RB24	Front	/	23.46	24.5	0.069	**0.09**	0.04
23230	782.0	25RB12	Front	/	22.40	23.5	0.052	**0.07**	-0.04
23230	782.0	1RB24	Rear	/	23.46	24.5	0.105	**0.13**	0.03
23230	782.0	25RB12	Rear	/	22.40	23.5	0.068	**0.09**	0.10

©Copyright. All rights reserved by SAICT

Table 13.21: SAR Values (LTE Band 38 - Head) - Ant.0

Frequency		Test Mode	Test Position	Figure No./ Note	Conducted Power (dBm)	Max. tune-up Power (dBm)	Measured SAR(1g) (W/kg)	Reported SAR(1g) (W/kg)	Power Drift(dB)
Ch.	MHz								
Power Level A1/A2									
37850	2580.0	1RB50	Left Cheek	/	22.66	24.0	0.067	**0.09**	-0.05
38000	2595.0	50RB25	Left Cheek	/	21.54	23.0	0.056	**0.08**	0.18
37850	2580.0	1RB50	Left Tilt	/	22.66	24.0	0.048	**0.06**	-0.10
38000	2595.0	50RB25	Left Tilt	/	21.54	23.0	0.041	**0.06**	-0.10
37850	2580.0	1RB50	Right Cheek	/	22.66	24.0	0.131	**0.18**	0.01
38000	2595.0	50RB25	Right Cheek	/	21.54	23.0	0.105	**0.15**	0.19
37850	2580.0	1RB50	Right Tilt	/	22.66	24.0	0.072	**0.10**	-0.02
38000	2595.0	50RB25	Right Tilt	/	21.54	23.0	0.063	**0.09**	0.17

Table 13.22: SAR Values (LTE Band 38 - Head) - Ant.1

Frequency		Test Mode	Test Position	Figure No./ Note	Conducted Power (dBm)	Max. tune-up Power (dBm)	Measured SAR(1g) (W/kg)	Reported SAR(1g) (W/kg)	Power Drift(dB)
Ch.	MHz								
Power Level A1/A2									
38000	2595.0	1RB50	Left Cheek	/	19.79	21.0	0.278	**0.37**	0.03
38000	2595.0	50RB0	Left Cheek	/	19.63	21.0	0.288	**0.39**	0.06
38000	2595.0	1RB50	Left Tilt	/	19.79	21.0	0.211	**0.28**	0.08
38000	2595.0	50RB0	Left Tilt	/	19.63	21.0	0.186	**0.25**	-0.02
38000	2595.0	1RB50	Right Cheek	**21**	19.79	21.0	**0.627**	**0.83**	0.03
38000	2595.0	50RB0	Right Cheek	/	19.63	21.0	0.540	**0.74**	0.02
38000	2595.0	1RB50	Right Tilt	/	19.79	21.0	0.450	**0.59**	0.03
38000	2595.0	50RB0	Right Tilt	/	19.63	21.0	0.415	**0.57**	0.09
38150	2610.0	1RB50	Right Cheek	/	19.78	21.0	0.574	**0.76**	0.02
37850	2580.0	1RB50	Right Cheek	/	19.75	21.0	0.546	**0.73**	0.08
37850	2580.0	100RB	Right Cheek	/	19.66	21.0	0.544	**0.74**	0.09

©Copyright. All rights reserved by SAICT

Table 13.23: SAR Values (LTE Band 38 - Body) - Ant.0

Frequency		Test Mode	Test Position	Figure No./ Note	Conducted Power (dBm)	Max. tune-up Power (dBm)	Measured SAR(1g) (W/kg)	Reported SAR(1g) (W/kg)	Power Drift(dB)
Ch.	MHz								
Hotspot Test Data (10mm) - Power Level B1/B2									
37850	2580.0	1RB50	Front	/	22.66	24.0	0.165	**0.22**	-0.04
37850	2580.0	50RB25	Front	/	21.54	23.0	0.129	**0.18**	-0.06
37850	2580.0	1RB50	Rear	/	22.66	24.0	0.181	**0.25**	0.03
37850	2580.0	50RB25	Rear	/	21.54	23.0	0.136	**0.19**	-0.18
37850	2580.0	1RB50	Left	/	22.66	24.0	0.056	**0.08**	-0.09
37850	2580.0	50RB25	Left	/	21.54	23.0	0.046	**0.06**	-0.19
37850	2580.0	1RB50	Right	/	22.66	24.0	0.106	**0.14**	-0.01
37850	2580.0	50RB25	Right	/	21.54	23.0	0.085	**0.12**	0.08
37850	2580.0	1RB50	Bottom	/	22.66	24.0	0.146	**0.20**	-0.02
37850	2580.0	50RB25	Bottom	/	21.54	23.0	0.119	**0.17**	0.09
Body-Worn Test Data (15mm) - Power Level B1/B2									
37850	2580.0	1RB50	Front	/	22.66	24.0	0.100	**0.14**	0.04
37850	2580.0	50RB25	Front	/	21.54	23.0	0.082	**0.12**	0.03
37850	2580.0	1RB50	Rear	/	22.66	24.0	0.087	**0.12**	0.14
37850	2580.0	50RB25	Rear	/	21.54	23.0	0.072	**0.10**	0.08

Table 13.24: SAR Values (LTE Band 38 - Body) - Ant.1

Frequency		Test Mode	Test Position	Figure No./ Note	Conducted Power (dBm)	Max. tune-up Power (dBm)	Measured SAR(1g) (W/kg)	Reported SAR(1g) (W/kg)	Power Drift(dB)
Ch.	MHz								
Hotspot Test Data (10mm) - Power Level B1/B2									
37850	2580.0	1RB50	Front	/	21.91	23.0	0.236	**0.30**	0.10
37850	2580.0	50RB25	Front	/	21.86	23.0	0.205	**0.27**	0.16
37850	2580.0	1RB50	Rear	**22**	21.91	23.0	**0.392**	**0.50**	0.03
37850	2580.0	50RB25	Rear	/	21.86	23.0	0.385	**0.50**	0.04
37850	2580.0	1RB50	Left	/	21.91	23.0	0.339	**0.44**	-0.14
37850	2580.0	50RB25	Left	/	21.86	23.0	0.325	**0.42**	-0.04
37850	2580.0	1RB50	Right	/	21.91	23.0	0.037	**0.05**	-0.14
37850	2580.0	50RB25	Right	/	21.86	23.0	0.035	**0.05**	-0.11
37850	2580.0	1RB50	Top	/	21.91	23.0	0.271	**0.35**	-0.16
37850	2580.0	50RB25	Top	/	21.86	23.0	0.239	**0.31**	-0.06
Body-Worn Test Data (15mm) - Power Level B1/B2									
37850	2580.0	1RB50	Front	/	21.91	23.0	0.131	**0.17**	0.13
37850	2580.0	50RB25	Front	/	21.86	23.0	0.096	**0.12**	-0.18
37850	2580.0	1RB50	Rear	/	21.91	23.0	0.161	**0.21**	0.02
37850	2580.0	50RB25	Rear	/	21.86	23.0	0.117	**0.15**	-0.04

©Copyright. All rights reserved by SAICT

Table 13.25: SAR Values (LTE Band 41 - Head) - Ant.0

Frequency		Test Mode	Test Position	Figure No./ Note	Conducted Power (dBm)	Max. tune-up Power (dBm)	Measured SAR(1g) (W/kg)	Reported SAR(1g) (W/kg)	Power Drift(dB)
Ch.	MHz								
Power Level A1/A2									
40640	2595.0	1RB50	Left Cheek	/	22.57	24.0	0.071	**0.10**	-0.15
40640	2595.0	50RB0	Left Cheek	/	21.48	23.0	0.051	**0.07**	-0.17
40640	2595.0	1RB50	Left Tilt	/	22.57	24.0	0.051	**0.07**	-0.06
40640	2595.0	50RB0	Left Tilt	/	21.48	23.0	0.041	**0.06**	-0.15
40640	2595.0	1RB50	Right Cheek	/	22.57	24.0	0.135	**0.19**	0.04
40640	2595.0	50RB0	Right Cheek	/	21.48	23.0	0.102	**0.14**	0.07
40640	2595.0	1RB50	Right Tilt	/	22.57	24.0	0.075	**0.10**	-0.17
40640	2595.0	50RB0	Right Tilt	/	21.48	23.0	0.057	**0.08**	-0.12

Table 13.26: SAR Values (LTE Band 41 - Head) - Ant.1

Frequency		Test Mode	Test Position	Figure No./ Note	Conducted Power (dBm)	Max. tune-up Power (dBm)	Measured SAR(1g) (W/kg)	Reported SAR(1g) (W/kg)	Power Drift(dB)
Ch.	MHz								
Power Level A1/A2									
40640	2595.0	1RB50	Left Cheek	/	20.81	22.0	0.256	**0.34**	-0.07
40640	2595.0	50RB0	Left Cheek	/	20.62	22.0	0.256	**0.35**	0.08
40640	2595.0	1RB50	Left Tilt	/	20.81	22.0	0.255	**0.34**	0.07
40640	2595.0	50RB0	Left Tilt	/	20.62	22.0	0.235	**0.32**	0.03
40640	2595.0	1RB50	Right Cheek	**23**	20.81	22.0	**0.706**	**0.93**	0.02
40640	2595.0	50RB0	Right Cheek	/	20.62	22.0	0.676	**0.93**	0.03
40640	2595.0	1RB50	Right Tilt	/	20.81	22.0	0.630	**0.83**	0.06
40640	2595.0	50RB0	Right Tilt	/	20.62	22.0	0.603	**0.83**	0.07
41140	2645.0	1RB50	Right Cheek	/	20.65	22.0	0.655	**0.89**	0.11
40140	2545.0	1RB50	Right Cheek	/	20.69	22.0	0.662	**0.90**	0.08
41140	2645.0	50RB0	Right Cheek	/	20.59	22.0	0.627	**0.87**	0.03
40140	2545.0	50RB0	Right Cheek	/	20.57	22.0	0.634	**0.88**	-0.02
40640	2595.0	100RB	Right Cheek	/	20.72	22.0	0.686	**0.92**	0.05
41140	2645.0	1RB50	Right Tilt	/	20.65	22.0	0.584	**0.80**	-0.01
40140	2545.0	1RB50	Right Tilt	/	20.69	22.0	0.591	**0.80**	0.05
41140	2645.0	50RB0	Right Tilt	/	20.59	22.0	0.559	**0.77**	0.12
40140	2545.0	50RB0	Right Tilt	/	20.57	22.0	0.566	**0.79**	0.06
40640	2595.0	100RB	Right Tilt	/	20.72	22.0	0.612	**0.82**	-0.08
40640	2595.0	1RB50	Right Cheek	B2	20.81	22.0	0.688	**0.90**	-0.05
40640	2595.0	1RB50	Right Cheek	B3	20.81	22.0	0.674	**0.89**	0.09

©Copyright. All rights reserved by SAICT

Table 13.27: SAR Values (LTE Band 41 - Body) - Ant.0

Frequency		Test Mode	Test Position	Figure No./ Note	Conducted Power (dBm)	Max. tune-up Power (dBm)	Measured SAR(1g) (W/kg)	Reported SAR(1g) (W/kg)	Power Drift(dB)
Ch.	MHz								
Hotspot Test Data (10mm) - Power Level B1/B2									
40640	2595.0	1RB50	Front	/	22.57	24.0	0.152	**0.21**	0.19
40640	2595.0	50RB25	Front	/	21.48	23.0	0.108	**0.15**	0.10
40640	2595.0	1RB50	Rear	/	22.57	24.0	0.165	**0.23**	0.13
40640	2595.0	50RB25	Rear	/	21.48	23.0	0.125	**0.18**	0.12
40640	2595.0	1RB50	Left	/	22.57	24.0	0.051	**0.07**	0.09
40640	2595.0	50RB25	Left	/	21.48	23.0	0.020	**0.03**	-0.18
40640	2595.0	1RB50	Right	/	22.57	24.0	0.101	**0.14**	0.03
40640	2595.0	50RB25	Right	/	21.48	23.0	0.076	**0.11**	0.18
40640	2595.0	1RB50	Bottom	/	22.57	24.0	0.139	**0.19**	-0.03
40640	2595.0	50RB25	Bottom	/	21.48	23.0	0.114	**0.16**	-0.15
Body-Worn Test Data (15mm) - Power Level B1/B2									
40640	2595.0	1RB50	Front	/	22.57	24.0	0.090	**0.13**	0.05
40640	2595.0	50RB25	Front	/	21.48	23.0	0.071	**0.10**	0.10
40640	2595.0	1RB50	Rear	/	22.57	24.0	0.083	**0.11**	0.07
40640	2595.0	50RB25	Rear	/	21.48	23.0	0.064	**0.09**	-0.15

Table 13.28: SAR Values (LTE Band 41 - Body) - Ant.1

Frequency		Test Mode	Test Position	Figure No./ Note	Conducted Power (dBm)	Max. tune-up Power (dBm)	Measured SAR(1g) (W/kg)	Reported SAR(1g) (W/kg)	Power Drift(dB)
Ch.	MHz								
Hotspot Test Data (10mm) - Power Level B1/B2									
40640	2595.0	1RB50	Front	/	22.79	24.0	0.292	**0.39**	-0.13
40640	2595.0	50RB25	Front	/	21.68	23.0	0.237	**0.32**	-0.10
40640	2595.0	1RB50	Rear	**24**	22.79	24.0	**0.510**	**0.67**	0.15
40640	2595.0	50RB25	Rear	/	21.68	23.0	0.452	**0.61**	-0.03
40640	2595.0	1RB50	Left	/	22.79	24.0	0.421	**0.56**	0.17
40640	2595.0	50RB25	Left	/	21.68	23.0	0.378	**0.51**	-0.04
40640	2595.0	1RB50	Right	/	22.79	24.0	0.028	**0.04**	0.02
40640	2595.0	50RB25	Right	/	21.68	23.0	0.028	**0.04**	-0.10
40640	2595.0	1RB50	Top	/	22.79	24.0	0.299	**0.40**	0.15
40640	2595.0	50RB25	Top	/	21.68	23.0	0.232	**0.31**	0.01
Body-Worn Test Data (15mm) - Power Level B1/B2									
40640	2595.0	1RB50	Front	/	22.79	24.0	0.159	**0.21**	-0.17
40640	2595.0	50RB25	Front	/	21.68	23.0	0.126	**0.17**	-0.11
40640	2595.0	1RB50	Rear	/	22.79	24.0	0.199	**0.26**	0.03
40640	2595.0	50RB25	Rear	/	21.68	23.0	0.166	**0.22**	-0.03

©Copyright. All rights reserved by SAICT

Table 13.29: SAR Values (LTE Band 66 - Head) - Ant.0

Frequency		Test Mode	Test Position	Figure No./ Note	Conducted Power (dBm)	Max. tune-up Power (dBm)	Measured SAR(1g) (W/kg)	Reported SAR(1g) (W/kg)	Power Drift(dB)
Ch.	MHz								
Power Level A1/A2									
132072	1720.0	1RB50	Left Cheek	/	22.83	24.0	0.104	**0.14**	0.09
132072	1720.0	50RB25	Left Cheek	/	21.85	23.0	0.086	**0.11**	0.12
132072	1720.0	1RB50	Left Tilt	/	22.83	24.0	0.062	**0.08**	-0.16
132072	1720.0	50RB25	Left Tilt	/	21.85	23.0	0.050	**0.07**	0.16
132072	1720.0	1RB50	Right Cheek	/	22.83	24.0	0.064	**0.08**	0.03
132072	1720.0	50RB25	Right Cheek	/	21.85	23.0	0.049	**0.06**	-0.19
132072	1720.0	1RB50	Right Tilt	/	22.83	24.0	0.049	**0.06**	-0.08
132072	1720.0	50RB25	Right Tilt	/	21.85	23.0	0.047	**0.06**	0.03

Table 13.30: SAR Values (LTE Band 66 - Head) - Ant.1

Frequency		Test Mode	Test Position	Figure No./ Note	Conducted Power (dBm)	Max. tune-up Power (dBm)	Measured SAR(1g) (W/kg)	Reported SAR(1g) (W/kg)	Power Drift(dB)
Ch.	MHz								
Power Level A1/A2									
132072	1720.0	1RB50	Left Cheek	/	17.44	18.5	0.176	**0.22**	0.08
132322	1745.0	50RB0	Left Cheek	/	17.47	18.5	0.171	**0.22**	-0.08
132072	1720.0	1RB50	Left Tilt	/	17.44	18.5	0.191	**0.24**	0.13
132322	1745.0	50RB0	Left Tilt	/	17.47	18.5	0.183	**0.23**	-0.06
132072	1720.0	1RB50	Right Cheek	/	17.44	18.5	0.288	**0.37**	0.03
132322	1745.0	50RB0	Right Cheek	/	17.47	18.5	0.305	**0.39**	-0.03
132072	1720.0	1RB50	Right Tilt	**25**	17.44	18.5	**0.374**	**0.48**	0.06
132322	1745.0	50RB0	Right Tilt	/	17.47	18.5	0.347	**0.44**	0.07

©Copyright. All rights reserved by SAICT

Table 13.31: SAR Values (LTE Band 66 - Body) - Ant.0

Frequency		Test Mode	Test Position	Figure No./ Note	Conducted Power (dBm)	Max. tune-up Power (dBm)	Measured SAR(1g) (W/kg)	Reported SAR(1g) (W/kg)	Power Drift(dB)
Ch.	MHz								
Hotspot Test Data (10mm) - Power Level B1/B2									
132322	1745.0	1RB50	Front	/	21.46	22.5	0.359	**0.46**	0.03
132322	1745.0	50RB0	Front	/	21.46	22.5	0.328	**0.42**	0.10
132322	1745.0	1RB50	Rear	/	21.46	22.5	0.475	**0.60**	-0.13
132322	1745.0	50RB0	Rear	/	21.46	22.5	0.482	**0.61**	-0.16
132322	1745.0	1RB50	Left	/	21.46	22.5	0.075	**0.10**	-0.01
132322	1745.0	50RB0	Left	/	21.46	22.5	0.068	**0.09**	-0.04
132322	1745.0	1RB50	Right	/	21.46	22.5	0.165	**0.21**	0.03
132322	1745.0	50RB0	Right	/	21.46	22.5	0.149	**0.19**	-0.01
132322	1745.0	1RB50	Bottom	/	21.46	22.5	0.707	**0.90**	0.05
132322	1745.0	50RB0	Bottom	**26**	21.46	22.5	**0.729**	**0.93**	0.05
132572	1770.0	1RB50	Bottom	/	21.45	22.5	0.685	**0.87**	-0.16
132072	1720.0	1RB50	Bottom	/	21.43	22.5	0.687	**0.88**	-0.15
132572	1770.0	50RB0	Bottom	/	21.38	22.5	0.613	**0.79**	0.10
132072	1720.0	50RB0	Bottom	/	21.37	22.5	0.617	**0.80**	0.01
132322	1745.0	100RB	Bottom	/	21.38	22.5	0.644	**0.83**	-0.10
Body-Worn Test Data (15mm) - Power Level B1/B2									
132322	1745.0	1RB50	Front	/	21.46	22.5	0.212	**0.27**	0.02
132322	1745.0	50RB0	Front	/	21.46	22.5	0.170	**0.22**	0.06
132322	1745.0	1RB50	Rear	/	21.46	22.5	0.263	**0.33**	0.16
132322	1745.0	50RB0	Rear	/	21.46	22.5	0.207	**0.26**	0.19

©Copyright. All rights reserved by SAICT

Table 13.32: SAR Values (LTE Band 66 - Body) - Ant.1

Frequency		Test Mode	Test Position	Figure No./ Note	Conducted Power (dBm)	Max. tune-up Power (dBm)	Measured SAR(1g) (W/kg)	Reported SAR(1g) (W/kg)	Power Drift(dB)
Ch.	MHz								
Hotspot Test Data (10mm) - Power Level B1/B2									
132072	1720.0	1RB50	Front	/	22.07	23.0	0.244	**0.30**	-0.19
132322	1745.0	50RB0	Front	/	22.04	23.0	0.227	**0.28**	-0.18
132072	1720.0	1RB50	Rear	/	22.07	23.0	0.254	**0.31**	0.03
132322	1745.0	50RB0	Rear	/	22.04	23.0	0.261	**0.33**	0.05
132072	1720.0	1RB50	Left	/	22.07	23.0	0.056	**0.07**	0.09
132322	1745.0	50RB0	Left	/	22.04	23.0	0.054	**0.07**	-0.18
132072	1720.0	1RB50	Right	/	22.07	23.0	0.024	**0.03**	0.16
132322	1745.0	50RB0	Right	/	22.04	23.0	0.020	**0.03**	0.04
132072	1720.0	1RB50	Top	/	22.07	23.0	0.323	**0.40**	0.14
132322	1745.0	50RB0	Top	/	22.04	23.0	0.434	**0.54**	0.15
Body-Worn Test Data (15mm) - Power Level B1/B2									
132072	1720.0	1RB50	Front	/	22.07	23.0	0.107	**0.13**	0.03
132322	1745.0	50RB0	Front	/	22.04	23.0	0.105	**0.13**	0.12
132072	1720.0	1RB50	Rear	/	22.07	23.0	0.111	**0.14**	0.04
132322	1745.0	50RB0	Rear	/	22.04	23.0	0.122	**0.15**	0.12

©Copyright. All rights reserved by SAICT

Table 13.33: SAR Values (Bluetooth - Head)

Frequency		Test Mode	Test Position	Figure No./ Note	Conducted Power (dBm)	Max. tune-up Power (dBm)	Measured SAR(1g) (W/kg)	Reported SAR(1g) (W/kg)	Power Drift(dB)
Ch.	MHz								
78	2480.0	GFSK	Left Cheek	**27**	10.89	12.5	**0.141**	**0.20**	0.16
78	2480.0	GFSK	Left Tilt	/	10.89	12.5	0.108	**0.16**	0.02
78	2480.0	GFSK	Right Cheek	/	10.89	12.5	0.066	**0.10**	-0.10
78	2480.0	GFSK	Right Tilt	/	10.89	12.5	0.075	**0.11**	0.17

Table 13.34: SAR Values (Bluetooth - Body)

Frequency		Test Mode	Test Position	Figure No./ Note	Conducted Power (dBm)	Max. tune-up Power (dBm)	Measured SAR(1g) (W/kg)	Reported SAR(1g) (W/kg)	Power Drift(dB)
Ch.	MHz								
Test Data (10mm)									
78	2480.0	GFSK	Front	/	10.89	12.5	0.022	**0.03**	-0.07
78	2480.0	GFSK	Rear	/	10.89	12.5	0.029	**0.04**	0.09
78	2480.0	GFSK	Left	/	10.89	12.5	0.005	**0.01**	0.04
78	2480.0	GFSK	Right	/	10.89	12.5	0.025	**0.04**	0.03
78	2480.0	GFSK	Top	**28**	10.89	12.5	**0.031**	**0.05**	0.06
Test Data (15mm)									
78	2480.0	GFSK	Front	/	10.89	12.5	0.012	**0.02**	0.03
78	2480.0	GFSK	Rear	/	10.89	12.5	0.015	**0.02**	-0.18

©Copyright. All rights reserved by SAICT

13.3. WLAN Evaluation for 2.4GHz

According to the KDB248227 D01, SAR is measured for 2.4GHz 802.11b DSSS using the initial test position procedure.

Table 13.35: SAR Values (WLAN 2.4GHz - Head)

Frequency		Test Mode	Test Position	Figure No./ Note	Conducted Power (dBm)	Max. tune-up Power (dBm)	Measured SAR(1g) (W/kg)	Reported SAR(1g) (W/kg)	Power Drift(dB)
Ch.	MHz								
Power Level C1									
6	2437.0	802.11b	Left Cheek	**29**	17.08	19.0	**0.725**	**1.13**	-0.18
6	2437.0	802.11b	Left Tilt	/	17.08	19.0	0.583	**0.91**	-0.02
6	2437.0	802.11b	Right Cheek	/	17.08	19.0	0.340	**0.53**	-0.14
6	2437.0	802.11b	Right Tilt	/	17.08	19.0	0.454	**0.71**	0.10
11	2462.0	802.11b	Left Cheek	/	17.05	19.0	0.628	**0.98**	-0.01
11	2462.0	802.11b	Left Tilt	/	17.05	19.0	0.546	**0.86**	-0.05
6	2437.0	802.11b	Left Cheek	B2	17.08	19.0	0.697	**1.08**	0.06
6	2437.0	802.11b	Left Cheek	B3	17.08	19.0	0.686	**1.07**	0.10
Power Level C2									
6	2437.0	802.11b	Left Cheek	/	14.06	16.0	0.360	**0.56**	-0.12
6	2437.0	802.11b	Left Tilt	/	14.06	16.0	0.289	**0.45**	0.00
6	2437.0	802.11b	Right Cheek	/	14.06	16.0	0.169	**0.26**	-0.09
6	2437.0	802.11b	Right Tilt	/	14.06	16.0	0.225	**0.35**	0.12

Table 13.36: SAR Values (WLAN 2.4GHz - Body)

Frequency		Test Mode	Test Position	Figure No./ Note	Conducted Power (dBm)	Max. tune-up Power (dBm)	Measured SAR(1g) (W/kg)	Reported SAR(1g) (W/kg)	Power Drift(dB)
Ch.	MHz								
Hotspot Test Data (10mm) - Power Level D1/D2									
6	2437.0	802.11b	Front	/	18.06	20.0	0.169	**0.26**	0.00
6	2437.0	802.11b	Rear	/	18.06	20.0	0.215	**0.34**	0.12
6	2437.0	802.11b	Left	/	18.06	20.0	0.063	**0.10**	0.04
6	2437.0	802.11b	Right	/	18.06	20.0	0.159	**0.25**	0.03
6	2437.0	802.11b	Top	**30**	18.06	20.0	**0.258**	**0.40**	0.04
6	2437.0	802.11b	Top	B2	18.06	20.0	0.242	**0.38**	-0.03
6	2437.0	802.11b	Top	B3	18.06	20.0	0.235	**0.37**	-0.07
Body-Worn Test Data (15mm) - Power Level D1/D2									
6	2437.0	802.11b	Front	/	18.06	20.0	0.107	**0.17**	0.12
6	2437.0	802.11b	Rear	/	18.06	20.0	0.109	**0.17**	0.03

Note: For all positions/configurations tested using the initial test position and subsequent test positions, when the reported SAR is > 0.8 W/kg, SAR is measured for these test positions/configurations on the subsequent next highest measured output power channel until the reported SAR is ≤ 1.2 W/kg or all required channels are tested.

©Copyright. All rights reserved by SAICT

According to the KDB248227 D01, The reported SAR must be scaled to 100% transmission duty factor to determine compliance at the maximum tune-up tolerance limit.

Table 13.37: SAR Values (WLAN - Head) - 802.11b (Scaled Reported SAR)

Frequency		Test Position	Actual duty factor	maximum duty factor	Reported SAR (1g)(W/kg)	Scaled reported SAR (1g)(W/kg)
Ch.	MHz					
6	2437.0	Left Cheek	100%	100%	1.13	**1.13**

Table 13.38: SAR Values (WLAN - Body) - 802.11b (Scaled Reported SAR)

Frequency		Test Position	Actual duty factor	maximum duty factor	Reported SAR (1g)(W/kg)	Scaled reported SAR (1g)(W/kg)
Ch.	MHz					
6	2437.0	Top	100%	100%	0.40	**0.40**

SAR is not required for OFDM because the 802.11b adjusted SAR ≤ 1.2 W/kg.

©Copyright. All rights reserved by SAICT

13.4. WLAN Evaluation for 5GHz

Table 13.39: SAR Values (WLAN 5GHz - Head)

Frequency		Test Mode	Test Position	Figure No./ Note	Conducted Power (dBm)	Max. tune-up Power (dBm)	Measured SAR(1g) (W/kg)	Reported SAR(1g) (W/kg)	Power Drift(dB)
Ch.	MHz								
<U-NII-2A> - Power Level C1									
62	5310.0	802.11n40	Left Cheek	**31**	17.57	19.5	**0.701**	**1.09**	0.12
62	5310.0	802.11n40	Left Tilt	/	17.57	19.5	0.583	**0.91**	0.12
62	5310.0	802.11n40	Right Cheek	/	17.57	19.5	0.399	**0.62**	0.03
62	5310.0	802.11n40	Right Tilt	/	17.57	19.5	0.434	**0.68**	0.18
54	5270.0	802.11n40	Left Cheek	/	17.50	19.5	0.686	**1.09**	-0.09
54	5270.0	802.11n40	Left Tilt	/	17.50	19.5	0.544	**0.86**	0.08
62	5310.0	802.11n40	Left Cheek	B2	17.57	19.5	0.689	**1.07**	-0.05
62	5310.0	802.11n40	Left Cheek	B3	17.57	19.5	0.664	**1.04**	-0.02
<U-NII-2C> - Power Level C1									
122	5610.0	802.11ac80	Left Cheek	/	16.06	18.0	0.699	**1.09**	-0.05
122	5610.0	802.11ac80	Left Tilt	/	16.06	18.0	0.477	**0.75**	0.17
122	5610.0	802.11ac80	Right Cheek	/	16.06	18.0	0.280	**0.44**	0.02
122	5610.0	802.11ac80	Right Tilt	/	16.06	18.0	0.266	**0.42**	0.11
106	5530.0	802.11ac80	Left Cheek	/	16.04	18.0	0.628	**0.99**	0.03
<U-NII-3> - Power Level C1									
155	5775.0	802.11ac80	Left Cheek	/	16.14	18.0	0.670	**1.03**	0.05
155	5775.0	802.11ac80	Left Tilt	/	16.14	18.0	0.493	**0.76**	0.10
155	5775.0	802.11ac80	Right Cheek	/	16.14	18.0	0.275	**0.42**	0.17
155	5775.0	802.11ac80	Right Tilt	/	16.14	18.0	0.310	**0.48**	-0.13
<U-NII-2A> - Power Level C2									
58	5290.0	802.11ac80	Left Cheek	/	14.18	16.0	0.258	**0.39**	0.09
58	5290.0	802.11ac80	Left Tilt	/	14.18	16.0	0.215	**0.33**	-0.18
58	5290.0	802.11ac80	Right Cheek	/	14.18	16.0	0.147	**0.22**	0.01
58	5290.0	802.11ac80	Right Tilt	/	14.18	16.0	0.160	**0.24**	0.09
<U-NII-2C> - Power Level C2									
122	5610.0	802.11ac80	Left Cheek	/	13.09	15.0	0.308	**0.48**	0.07
122	5610.0	802.11ac80	Left Tilt	/	13.09	15.0	0.210	**0.33**	-0.19
122	5610.0	802.11ac80	Right Cheek	/	13.09	15.0	0.123	**0.19**	0.01
122	5610.0	802.11ac80	Right Tilt	/	13.09	15.0	0.117	**0.18**	0.13
<U-NII-3> - Power Level C2									
155	5775.0	802.11ac80	Left Cheek	/	13.19	15.0	0.305	**0.46**	-0.15
155	5775.0	802.11ac80	Left Tilt	/	13.19	15.0	0.218	**0.33**	-0.16
155	5775.0	802.11ac80	Right Cheek	/	13.19	15.0	0.122	**0.19**	-0.09
155	5775.0	802.11ac80	Right Tilt	/	13.19	15.0	0.137	**0.21**	0.00

©Copyright. All rights reserved by SAICT

Table 13.40: SAR Values (WLAN 5GHz - Body)

Frequency		Test Mode	Test Position	Figure No./ Note	Conducted Power (dBm)	Max. tune-up Power (dBm)	Measured SAR(1g) (W/kg)	Reported SAR(1g) (W/kg)	Power Drift(dB)
Ch.	MHz								
<U-NII-1> - Hotspot Test Data (10mm) - Power Level D1/D2									
38	5190.0	802.11n40	Front	/	17.54	19.5	0.220	**0.35**	0.16
38	5190.0	802.11n40	Rear	**32**	17.54	19.5	**0.323**	**0.51**	-0.17
38	5190.0	802.11n40	Left	/	17.54	19.5	0.089	**0.14**	0.09
38	5190.0	802.11n40	Right	/	17.54	19.5	0.273	**0.43**	0.19
38	5190.0	802.11n40	Top	/	17.54	19.5	0.212	**0.33**	0.09
38	5190.0	802.11n40	Rear	B2	17.54	19.5	0.317	**0.50**	0.06
38	5190.0	802.11n40	Rear	B3	17.54	19.5	0.308	**0.48**	0.03
<U-NII-3> - Hotspot Test Data (10mm) - Power Level D1/D2									
159	5795.0	802.11n40	Front	/	17.71	19.5	0.265	**0.40**	0.00
159	5795.0	802.11n40	Rear	/	17.71	19.5	0.314	**0.47**	-0.17
159	5795.0	802.11n40	Left	/	17.71	19.5	0.101	**0.15**	0.16
159	5795.0	802.11n40	Right	/	17.71	19.5	0.286	**0.43**	-0.03
159	5795.0	802.11n40	Top	/	17.71	19.5	0.270	**0.41**	-0.05
< U-NII-2A> - Body-Worn Test Data (15mm) - Power Level D1/D2									
62	5310.0	802.11n40	Front	/	17.57	19.5	0.099	**0.15**	0.04
62	5310.0	802.11n40	Rear	/	17.57	19.5	0.119	**0.19**	0.12
< U-NII-2C> - Body-Worn Test Data (15mm) - Power Level D1/D2									
102	5510.0	802.11n40	Front	/	17.50	19.5	0.138	**0.22**	0.03
102	5510.0	802.11n40	Rear	/	17.50	19.5	0.158	**0.25**	0.12
< U-NII-3> - Body-Worn Test Data (15mm) - Power Level D1/D2									
159	5795.0	802.11n40	Front	/	17.71	19.5	0.166	**0.25**	-0.11
159	5795.0	802.11n40	Rear	/	17.71	19.5	0.187	**0.28**	0.04

©Copyright. All rights reserved by SAICT

Note:

1. U-NII-1 and U-NII-2A bands have the same specified maximum output and tolerance; SAR is measured for U-NII-2A band first. Adjusted SAR of U-NII-2A band is ≤ 1.2 W/kg, SAR is not required for U-NII-1 band.

2. For all positions/configurations tested using the initial test position and subsequent test positions, when the reported SAR is > 0.8 W/kg, SAR is measured for these test positions/configurations on the subsequent next highest measured output power channel until the reported SAR is ≤ 1.2 W/kg or all required channels are tested.

According to the KDB248227 D01, The reported SAR must be scaled to 100% transmission duty factor to determine compliance at the maximum tune-up tolerance limit.

Table 13.41: SAR Values (WLAN - Head) - 802.11a (Scaled Reported SAR)

Frequency		Test Position	Actual duty factor	maximum duty factor	Reported SAR (1g)(W/kg)	Scaled reported SAR (1g)(W/kg)
Ch.	MHz					
62	5310.0	Left Cheek	100%	100%	1.09	**1.09**

Table 13.42: SAR Values (WLAN - Body) - 802.11a (Scaled Reported SAR)

Frequency		Test Position	Actual duty factor	maximum duty factor	Reported SAR (1g)(W/kg)	Scaled reported SAR (1g)(W/kg)
Ch.	MHz					
38	5190.0	Rear	100%	100%	0.51	**0.51**

©Copyright. All rights reserved by SAICT

13.5. Product specific 10g SAR

Table 13.43: SAR Values (WLAN 5GHz - Extremity)

Frequency		Test Mode	Test Position	Figure No./ Note	Conducted Power (dBm)	Max. tune-up Power (dBm)	Measured SAR(10g) (W/kg)	Reported SAR(10g) (W/kg)	Power Drift(dB)
Ch.	MHz								
<U-NII-2A> -Test Data (0mm) - Power Level D1									
62	5310.0	802.11n40	Front	/	17.57	19.5	0.508	**0.79**	0.09
62	5310.0	802.11n40	Rear	/	17.57	19.5	0.603	**0.94**	0.12
62	5310.0	802.11n40	Left	/	17.57	19.5	0.070	**0.11**	-0.08
62	5310.0	802.11n40	Right	/	17.57	19.5	0.708	**1.10**	-0.09
62	5310.0	802.11n40	Top	/	17.57	19.5	0.559	**0.87**	-0.05
<U-NII-2C> -Test Data (0mm) - Power Level D1									
102	5510.0	802.11n40	Front	/	17.50	19.5	0.511	**0.81**	-0.17
102	5510.0	802.11n40	Rear	/	17.50	19.5	0.668	**1.06**	-0.12
102	5510.0	802.11n40	Left	/	17.50	19.5	0.085	**0.14**	-0.06
102	5510.0	802.11n40	Right	**33**	17.50	19.5	**0.744**	**1.18**	0.05
102	5510.0	802.11n40	Top	/	17.50	19.5	0.474	**0.75**	0.12

©Copyright. All rights reserved by SAICT

14. SAR Measurement Variability

SAR measurement variability must be assessed for each frequency band, which is determined by the SAR probe calibration point and tissue-equivalent medium used for the device measurements. When both head and body tissue-equivalent media are required for SAR measurements in a frequency band, the variability measurement procedures should be applied to the tissue medium with the highest measured SAR, using the highest measured SAR configuration for that tissue-equivalent medium.

The following procedures are applied to determine if repeated measurements are required.

1) Repeated measurement is not required when the original highest measured SAR is < 0.80 W/kg; steps 2) through 4) do not apply.

2) When the original highest measured SAR is ≥ 0.80 W/kg, repeat that measurement once.

3) Perform a second repeated measurement only if the ratio of largest to smallest SAR for the original and first repeated measurements is > 1.20 or when the original or repeated measurement is ≥ 1.45 W/kg (~ 10% from the 1-g SAR limit).

4) Perform a third repeated measurement only if the original, first or second repeated measurement is ≥ 1.5 W/kg and the ratio of largest to smallest SAR for the original, first and second repeated measurements is > 1.20.

Table 14.1: SAR Measurement Variability for Head - GSM850 (Ant.1)

Frequency		Test Position	Original	1st Repeated	Ratio	2nd Repeated
Ch.	MHz		SAR (W/kg)	SAR (W/kg)		SAR (W/kg)
128	824.2	Right Cheek	0.821	0.814	1.01	/

Table 14.2: SAR Measurement Variability for Head - WCDMA Band 5 (Ant.1)

Frequency		Test Position	Original	1st Repeated	Ratio	2nd Repeated
Ch.	MHz		SAR (W/kg)	SAR (W/kg)		SAR (W/kg)
4233	846.6	Right Cheek	0.844	0.825	1.02	/

©Copyright. All rights reserved by SAICT

15. Measurement Uncertainty

15.1. Measurement Uncertainty for Normal SAR Tests (300MHz~3GHz)

No.	Error Description	Type	Uncertainty value	Probably Distribution	Div.	(Ci) 1g	(Ci) 10g	Std. Unc. (1g)	Std. Unc. (10g)	Degree of freedom
Measurement system										
1	Probe calibration	B	12	N	2	1	1	6.0	6.0	∞
2	Axial isotropy	B	4.7	R	$\sqrt{3}$	√0.5	√0.5	4.3	4.3	∞
3	Hemispherical isotropy	B	9.6	R	$\sqrt{3}$	1	1	4.8	4.8	∞
4	Boundary effect	B	1.1	R	$\sqrt{3}$	1	1	0.6	0.6	∞
5	Linearity	B	4.7	R	$\sqrt{3}$	1	1	2.7	2.7	∞
6	Detection limit	B	1.0	R	$\sqrt{3}$	1	1	0.6	0.6	∞
7	Modulation response	B	4.0	R	$\sqrt{3}$	1	1	2.3	2.3	∞
8	Readout electronics	B	1.0	N	1	1	1	1.0	1.0	∞
9	Response time	B	0.8	R	$\sqrt{3}$	1	1	0.5	0.5	∞
10	Integration time	B	1.7	R	$\sqrt{3}$	1	1	1.0	1.0	∞
11	RF ambient conditions-noise	B	3.0	R	$\sqrt{3}$	1	1	1.7	1.7	∞
12	RF ambient conditions-reflection	B	3.0	R	$\sqrt{3}$	1	1	1.7	1.7	∞
13	Probe positioned mech. restrictions	B	0.35	R	$\sqrt{3}$	1	1	0.2	0.2	∞
14	Probe positioning with respect to phantom shell	B	2.9	R	$\sqrt{3}$	1	1	1.7	1.7	∞
15	Post-processing	B	1.0	R	$\sqrt{3}$	1	1	0.6	0.6	∞
Test sample related										
16	Test sample positioning	A	3.3	N	1	1	1	3.3	3.3	5
17	Device holder uncertainty	A	3.4	N	1	1	1	3.4	3.4	5
18	Drift of output power	B	5.0	R	$\sqrt{3}$	1	1	2.9	2.9	∞
Phantom and set-up										
19	Phantom uncertainty	B	1.0	R	$\sqrt{3}$	1	1	0.6	0.6	∞
20	Liquid conductivity (target)	B	5.0	R	$\sqrt{3}$	0.64	0.43	1.8	1.2	∞
21	Liquid conductivity (meas.)	A	1.3	N	1	0.64	0.43	0.83	0.56	9
22	Liquid permittivity (target)	B	5.0	R	$\sqrt{3}$	0.6	0.49	1.7	1.4	∞
23	Liquid permittivity (meas.)	A	1.6	N	1	0.6	0.49	0.96	0.78	9
Combined standard uncertainty		$u_c' = \sqrt{\sum_{i=1}^{23} c_i^2 u_i^2}$						11.3	11.2	95.5
Expanded uncertainty (Confidence interval of 95 %)		$u_e = 2u_c$						22.6	22.4	

©Copyright. All rights reserved by SAICT

15.2. Measurement Uncertainty for Normal SAR Tests (3GHz~6GHz)

No.	Error Description	Type	Uncertainty value	Probably Distribution	Div.	(Ci) 1g	(Ci) 10g	Std. Unc. (1g)	Std. Unc. (10g)	Degree of freedom
Measurement system										
1	Probe calibration	B	13.1	N	2	1	1	6.65	6.65	∞
2	Axial isotropy	B	4.7	R	$\sqrt{3}$	√0.5	√0.5	4.3	4.3	∞
3	Hemispherical isotropy	B	9.6	R	$\sqrt{3}$	1	1	4.8	4.8	∞
4	Boundary effect	B	1.1	R	$\sqrt{3}$	1	1	0.6	0.6	∞
5	Linearity	B	4.7	R	$\sqrt{3}$	1	1	2.7	2.7	∞
6	Detection limit	B	1.0	R	$\sqrt{3}$	1	1	0.6	0.6	∞
7	modulation response	B	4.0	R	$\sqrt{3}$	1	1	2.3	2.3	∞
8	Readout electronics	B	1.0	N	1	1	1	1.0	1.0	∞
9	Response time	B	0.0	R	$\sqrt{3}$	1	1	0.0	0.0	∞
10	Integration time	B	1.7	R	$\sqrt{3}$	1	1	1.0	1.0	∞
11	RF ambient conditions-noise	B	3.0	R	$\sqrt{3}$	1	1	1.7	1.7	∞
12	RF ambient conditions-reflection	B	3.0	R	$\sqrt{3}$	1	1	1.7	1.7	∞
13	Probe positioned mech. Restrictions	B	0.35	R	$\sqrt{3}$	1	1	0.2	0.2	∞
14	Probe positioning with respect to phantom shell	B	2.9	R	$\sqrt{3}$	1	1	1.7	1.7	∞
15	Post-processing	B	1.0	R	$\sqrt{3}$	1	1	0.6	0.6	∞
Test sample related										
16	Test sample positioning	A	3.3	N	1	1	1	3.3	3.3	5
17	Device holder uncertainty	A	3.4	N	1	1	1	3.4	3.4	5
18	Drift of output power	B	5.0	R	$\sqrt{3}$	1	1	2.9	2.9	∞
Phantom and set-up										
19	Phantom uncertainty	B	1.0	R	$\sqrt{3}$	1	1	0.6	0.6	∞
20	Liquid conductivity (target)	B	5.0	R	$\sqrt{3}$	0.64	0.43	1.8	1.2	∞
21	Liquid conductivity (meas.)	A	1.3	N	1	0.64	0.43	0.83	0.56	43
22	Liquid permittivity (target)	B	5.0	R	$\sqrt{3}$	0.6	0.49	1.7	1.4	∞
23	Liquid permittivity (meas.)	A	1.6	N	1	0.6	0.49	0.96	0.78	521
Combined standard uncertainty		$u_c' = \sqrt{\sum_{i=1}^{22} c_i^2 u_i^2}$						11.6	11.5	257
Expanded uncertainty (Confidence interval of 95 %)		$u_e = 2u_c$						23.2	23.0	

©Copyright. All rights reserved by SAICT

16. Main Test Instruments

Table 16.1: List of Main Instruments

No.	Name	Type	Serial Number	Calibration Date	Valid Period
01	Network analyzer	E5071C	MY46103759	2022-11-14	One year
02	Dielectric probe	85070E	MY44300317	/	/
03	Power meter	E4418B	MY50000366	2021-12-12&2022-12-11	One year
04	Power sensor	E9304A	MY50000188	2021-12-12&2022-12-11	One year
05	Power meter	NRP	101260	2021-12-30	One year
06	Power sensor	NRP-Z91	102211	2021-12-30	One year
07	Signal Generator	E8257D	MY47461211	2022-01-14	One year
08	Amplifier	VTL5400	0404	/	/
09	DAE	DAE4	1527	2022-06-21	One year
10	E-field Probe	EX3DV4	7621	2022-05-06	One year
11	Dipole Validation Kit	D750V3	1163	2022-08-22	Three years
12	Dipole Validation Kit	D835V2	4d057	2021-10-18	Three years
13	Dipole Validation Kit	D1750V2	1152	2022-08-22	Three years
14	Dipole Validation Kit	D1900V2	5d088	2021-10-18	Three years
15	Dipole Validation Kit	D2450V2	873	2021-10-21	Three years
16	Dipole Validation Kit	D2550V2	1010	2021-05-21	Three years
17	Dipole Validation Kit	D5GHzV2	1238	2022-08-17	Three years
18	BTS	E5515C	GB46110722	2022-01-14	One year
19	BTS	MT8820C	6201341853	2022-01-14	One year
20	BTS	CMW500	152499	2022-07-15	One year
21	Software	DASY5	/	/	/

©Copyright. All rights reserved by SAICT

ANNEX A: Graph Results

GSM850 Head

Date: 2022-12-6

Electronics: DAE4 Sn1527

Medium: Head 835MHz

Medium parameters used (interpolated): f = 824.2 MHz; σ = 0.911 S/m; ε_r = 40.783; ρ = 1000 kg/m^3

Communication System: UID 0, GSM (0) Frequency: 824.2 MHz Duty Cycle: 1:8.3

Probe: EX3DV4 - SN7621 ConvF (11.12, 11.12, 11.12)

Right Cheek Low/Area Scan (61x61x1): Interpolated grid: dx=1.500 mm, dy=1.500 mm

Maximum value of SAR (interpolated) = 1.40 W/kg

Right Cheek Low/Zoom Scan (5x5x7)/Cube 0: Measurement grid: dx=8mm, dy=8mm, dz=5mm

Reference Value = 21.72 V/m; Power Drift = 0.12 dB

Peak SAR (extrapolated) = 1.71 W/kg

SAR(1 g) = 0.821 W/kg; SAR(10 g) = 0.496 W/kg

Maximum value of SAR (measured) = 1.08 W/kg

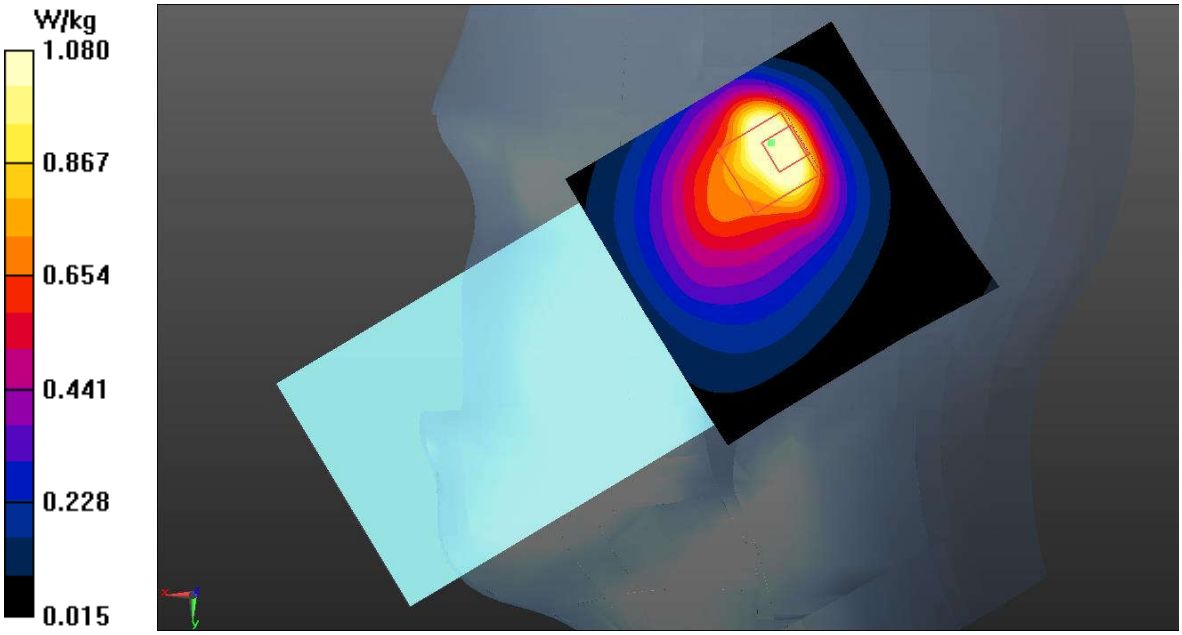

Fig.1 GSM850 Head

©Copyright. All rights reserved by SAICT

GSM850 Body

Date: 2022-12-6

Electronics: DAE4 Sn1527

Medium: Head 835MHz

Medium parameters used (interpolated): f = 836.6 MHz; σ = 0.922 S/m; ε_r = 40.634; ρ = 1000 kg/m^3

Communication System: UID 0, 4 slot GPRS (0) Frequency: 836.6 MHz Duty Cycle: 1:2

Probe: EX3DV4 - SN7621 ConvF (11.12, 11.12, 11.12)

Bottom Side Middle/Area Scan (41x71x1): Interpolated grid: dx=1.500 mm, dy=1.500 mm

Maximum value of SAR (interpolated) = 0.357 W/kg

Bottom Side Middle/Zoom Scan (5x5x7)/Cube 0: Measurement grid: dx=8mm, dy=8mm, dz=5mm

Reference Value = 9.910 V/m; Power Drift = 0.08 dB

Peak SAR (extrapolated) = 0.465 W/kg

SAR(1 g) = 0.245 W/kg; SAR(10 g) = 0.132 W/kg

Maximum value of SAR (measured) = 0.354 W/kg

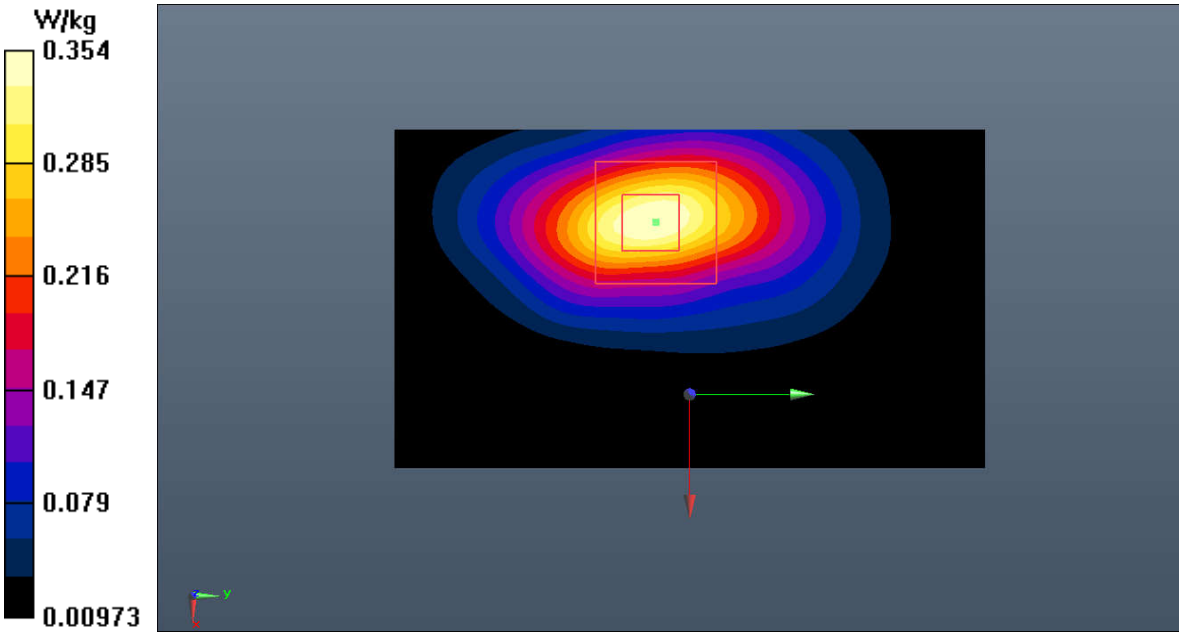

Fig.2 GSM850 Body

©Copyright. All rights reserved by SAICT

GSM1900 Head
Date: 2022-12-22
Electronics: DAE4 Sn1527
Medium: Head 1900MHz
Medium parameters used: f = 1880 MHz; σ = 1.398 S/m; ε_r = 39.02; ρ = 1000 kg/m^3
Communication System: UID 0, GSM (0) Frequency: 1880 MHz Duty Cycle: 1:8.3
Probe: EX3DV4 - SN7621 ConvF (8.90, 8.90, 8.90)

Right Tilt Middle/Area Scan (61x61x1): Interpolated grid: dx=1.500 mm, dy=1.500 mm
Maximum value of SAR (interpolated) = 0.757 W/kg

Right Tilt Middle/Zoom Scan (5x5x7)/Cube 0: Measurement grid: dx=8mm, dy=8mm, dz=5mm
Reference Value = 10.55 V/m; Power Drift = 0.12 dB
Peak SAR (extrapolated) = 1.32 W/kg
SAR(1 g) = 0.621 W/kg; SAR(10 g) = 0.271 W/kg
Maximum value of SAR (measured) = 0.937 W/kg



Fig.3 GSM1900 Head

©Copyright. All rights reserved by SAICT

GSM1900 Body
Date: 2022-12-22
Electronics: DAE4 Sn1527
Medium: Head 1900MHz
Medium parameters used: f = 1880 MHz; σ = 1.398 S/m; ε_r = 39.02; ρ = 1000 kg/m^3
Communication System: UID 0, 4 slot GPRS (0) Frequency: 1880 MHz Duty Cycle: 1:2
Probe: EX3DV4 - SN7621 ConvF (8.90, 8.90, 8.90)

Top Side Middle/Area Scan (41x71x1): Interpolated grid: dx=1.500 mm, dy=1.500 mm
Maximum value of SAR (interpolated) = 0.657 W/kg

Top Side Middle/Zoom Scan (5x5x7)/Cube 0: Measurement grid: dx=8mm, dy=8mm, dz=5mm
Reference Value = 13.22 V/m; Power Drift = -0.06 dB
Peak SAR (extrapolated) = 0.890 W/kg
SAR(1 g) = 0.453 W/kg; SAR(10 g) = 0.215 W/kg
Maximum value of SAR (measured) = 0.527 W/kg

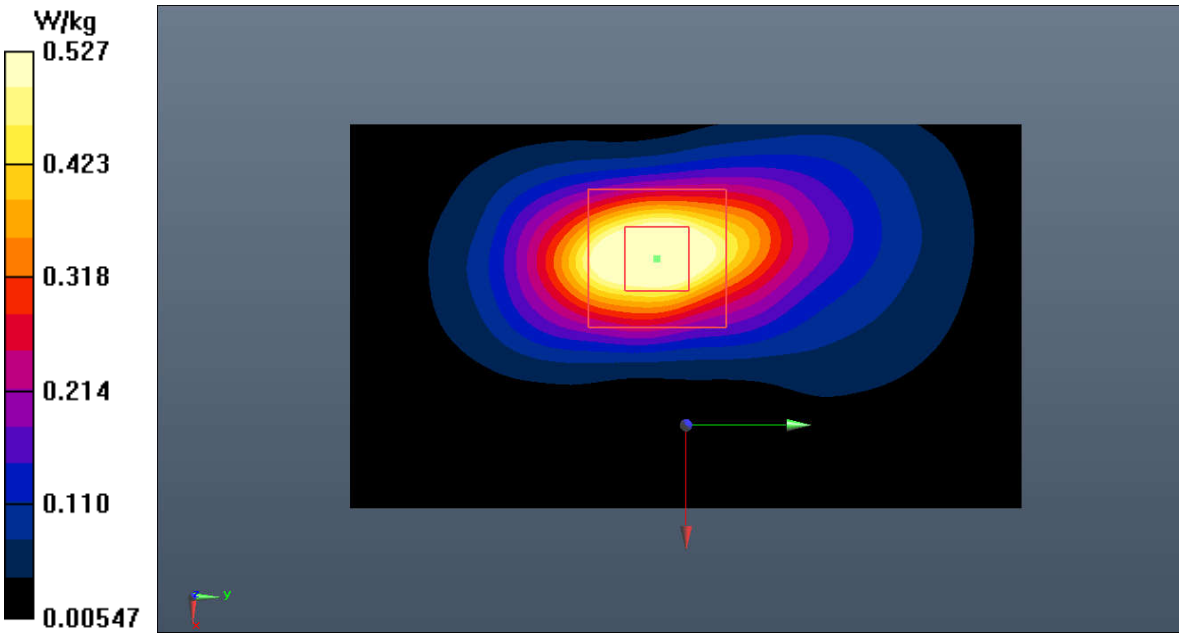

Fig.4 GSM1900 Body

©Copyright. All rights reserved by SAICT

WCDMA Band 2 Head

Date: 2022-12-22

Electronics: DAE4 Sn1527

Medium: Head 1900MHz

Medium parameters used: f = 1908 MHz; σ = 1.423 S/m; ε_r = 38.911; ρ = 1000 kg/m^3

Communication System: UID 0, WCDMA (0) Frequency: 1907.6 MHz Duty Cycle: 1:1

Probe: EX3DV4 - SN7621 ConvF (8.90, 8.90, 8.90)

Right Tilt High/Area Scan (61x61x1): Interpolated grid: dx=1.500 mm, dy=1.500 mm

Maximum value of SAR (interpolated) = 0.812 W/kg

Right Tilt High/Zoom Scan (5x5x7)/Cube 0: Measurement grid: dx=8mm, dy=8mm, dz=5mm

Reference Value = 10.95 V/m; Power Drift = 0.14 dB

Peak SAR (extrapolated) = 1.46 W/kg

SAR(1 g) = 0.675 W/kg; SAR(10 g) = 0.290 W/kg

Maximum value of SAR (measured) = 1.07 W/kg

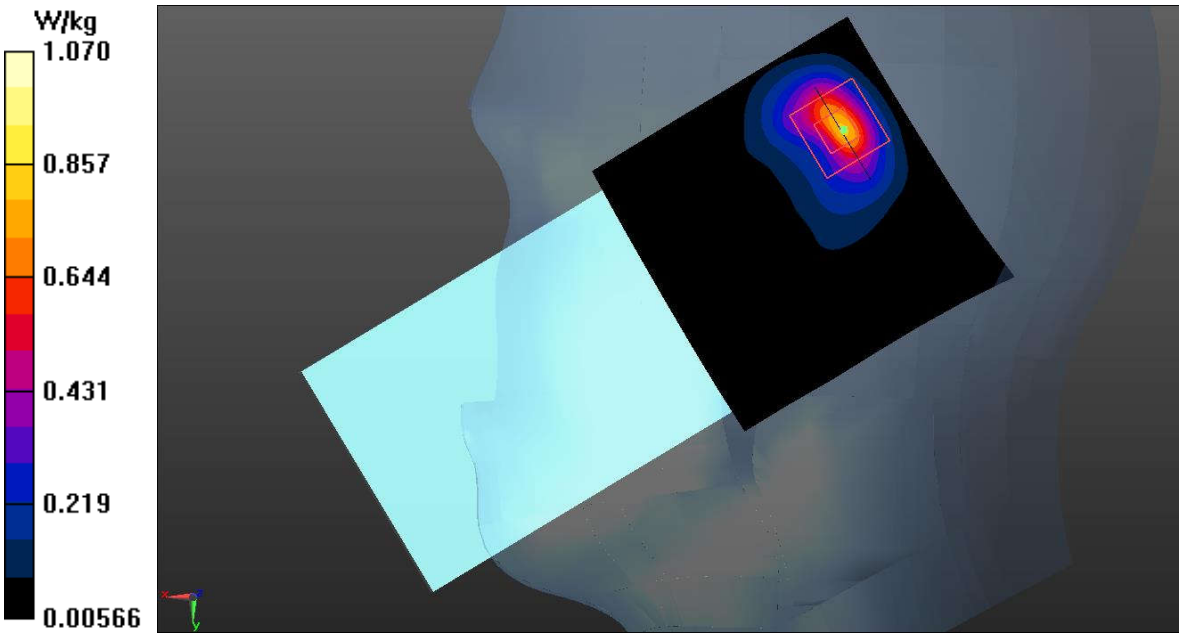

Fig.5 WCDMA Band 2 Head

©Copyright. All rights reserved by SAICT

WCDMA Band 2 Body
Date: 2022-12-22
Electronics: DAE4 Sn1527
Medium: Head 1900MHz
Medium parameters used: f = 1880 MHz; σ = 1.398 S/m; ε_r = 39.02; ρ = 1000 kg/m^3
Communication System: UID 0, WCDMA (0) Frequency: 1880 MHz Duty Cycle: 1:1
Probe: EX3DV4 - SN7621 ConvF (8.90, 8.90, 8.90)

Top Side Middle/Area Scan (41x71x1): Interpolated grid: dx=1.500 mm, dy=1.500 mm
Maximum value of SAR (interpolated) = 0.953 W/kg

Top Side Middle/Zoom Scan (5x5x7)/Cube 0: Measurement grid: dx=8mm, dy=8mm, dz=5mm
Reference Value = 17.06 V/m; Power Drift = 0.03 dB
Peak SAR (extrapolated) = 1.26 W/kg
SAR(1 g) = 0.654 W/kg; SAR(10 g) = 0.316 W/kg
Maximum value of SAR (measured) = 0.747 W/kg

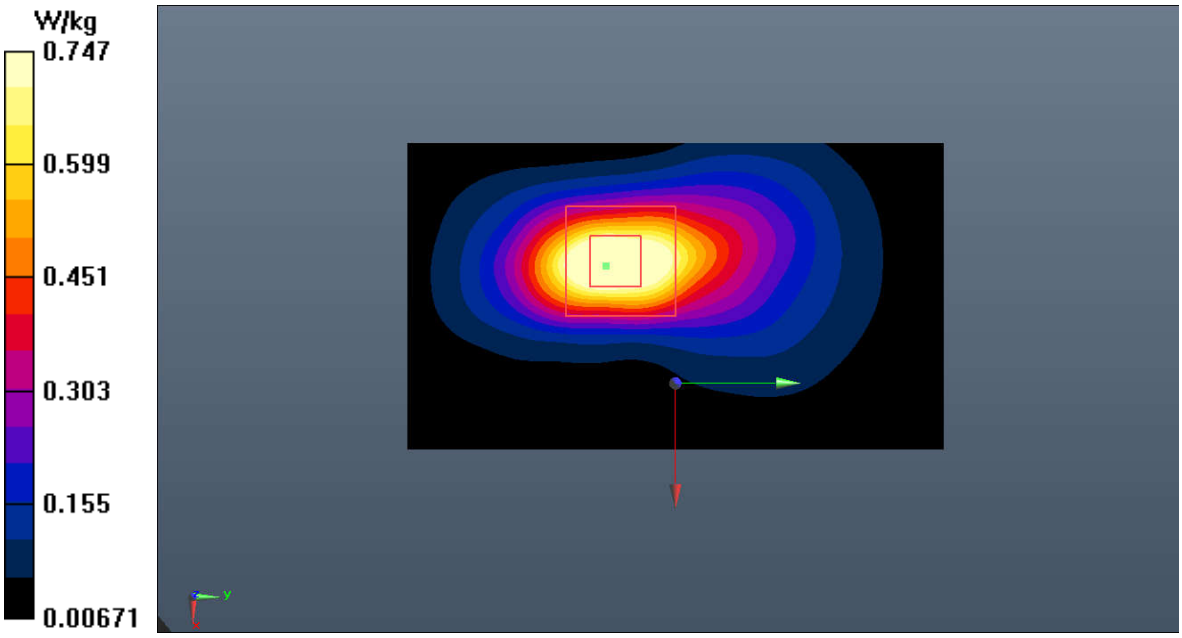

Fig.6 WCDMA Band 2 Body

©Copyright. All rights reserved by SAICT

WCDMA Band 4 Head
Date: 2022-12-16
Electronics: DAE4 Sn1527
Medium: Head 1750MHz
Medium parameters used: f = 1753 MHz; σ = 1.386 S/m; ε_r = 39.493; ρ = 1000 kg/m^3
Communication System: UID 0, WCDMA (0) Frequency: 1752.6 MHz Duty Cycle: 1:1
Probe: EX3DV4 - SN7621 ConvF (9.22, 9.22, 9.22)

Right Tilt High/Area Scan (61x61x1): Interpolated grid: dx=1.500 mm, dy=1.500 mm
Maximum value of SAR (interpolated) = 0.763 W/kg

Right Tilt High/Zoom Scan (5x5x7)/Cube 0: Measurement grid: dx=8mm, dy=8mm, dz=5mm
Reference Value = 11.09 V/m; Power Drift = 0.04 dB
Peak SAR (extrapolated) = 1.39 W/kg
SAR(1 g) = 0.637 W/kg; SAR(10 g) = 0.277 W/kg
Maximum value of SAR (measured) = 1.02 W/kg



Fig.7 WCDMA Band 4 Head

©Copyright. All rights reserved by SAICT

WCDMA Band 4 Bod
Date: 2022-12-16
Electronics: DAE4 Sn1527
Medium: Head 1750MHz
Medium parameters used: f = 1733 MHz; σ = 1.368 S/m; ε_r = 39.571; ρ = 1000 kg/m^3
Communication System: UID 0, WCDMA (0) Frequency: 1732.6 MHz Duty Cycle: 1:1
Probe: EX3DV4 - SN7621 ConvF (9.22, 9.22, 9.22)

Bottom Side Middle/Area Scan (41x71x1): Interpolated grid: dx=1.500 mm, dy=1.500 mm
Maximum value of SAR (interpolated) = 0.929 W/kg

Bottom Side Middle/Zoom Scan (5x5x7)/Cube 0: Measurement grid: dx=8mm, dy=8mm, dz=5mm
Reference Value = 12.65 V/m; Power Drift = 0.05 dB
Peak SAR (extrapolated) = 1.07 W/kg
SAR(1 g) = 0.656 W/kg; SAR(10 g) = 0.378 W/kg
Maximum value of SAR (measured) = 0.883 W/kg

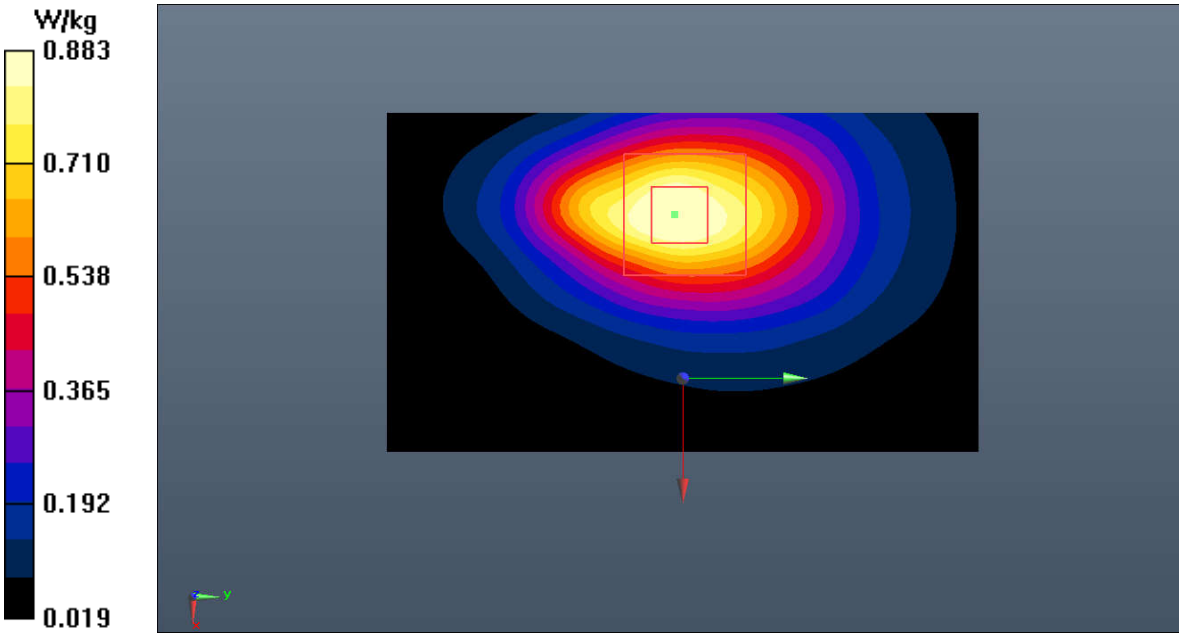

Fig.8 WCDMA Band 4 Body

©Copyright. All rights reserved by SAICT

WCDMA Band 5 Head

Date: 2022-12-6

Electronics: DAE4 Sn1527

Medium: Head 835MHz

Medium parameters used (interpolated): f = 846.6 MHz; σ = 0.932 S/m; ε_r = 40.514; ρ = 1000 kg/m^3

Communication System: UID 0, WCDMA (0) Frequency: 846.6 MHz Duty Cycle: 1:1

Probe: EX3DV4 - SN7621 ConvF (11.12, 11.12, 11.12)

Right Cheek High/Area Scan (61x61x1): Interpolated grid: dx=1.500 mm, dy=1.500 mm

Maximum value of SAR (interpolated) = 1.50 W/kg

Right Cheek High/Zoom Scan (5x5x7)/Cube 0: Measurement grid: dx=8mm, dy=8mm, dz=5mm

Reference Value = 23.25 V/m; Power Drift = -0.02 dB

Peak SAR (extrapolated) = 1.84 W/kg

SAR(1 g) = 0.844 W/kg; SAR(10 g) = 0.506 W/kg

Maximum value of SAR (measured) = 1.21 W/kg



Fig.9 WCDMA Band 5 Head

©Copyright. All rights reserved by SAICT

WCDMA Band 5 Body
Date: 2022-12-6
Electronics: DAE4 Sn1527
Medium: Head 835MHz
Medium parameters used (interpolated): f = 836.6 MHz; σ = 0.922 S/m; ε_r = 40.634; ρ = 1000 kg/m^3
Communication System: UID 0, WCDMA (0) Frequency: 836.6 MHz Duty Cycle: 1:1
Probe: EX3DV4 - SN7621 ConvF (11.12, 11.12, 11.12)

Bottom Side Middle/Area Scan (41x71x1): Interpolated grid: dx=1.500 mm, dy=1.500 mm
Maximum value of SAR (interpolated) = 0.476 W/kg

Bottom Side Middle/Zoom Scan (5x5x7)/Cube 0: Measurement grid: dx=8mm, dy=8mm, dz=5mm
Reference Value = 10.70 V/m; Power Drift = 0.05 dB
Peak SAR (extrapolated) = 0.622 W/kg
SAR(1 g) = 0.331 W/kg; SAR(10 g) = 0.179 W/kg
Maximum value of SAR (measured) = 0.476 W/kg

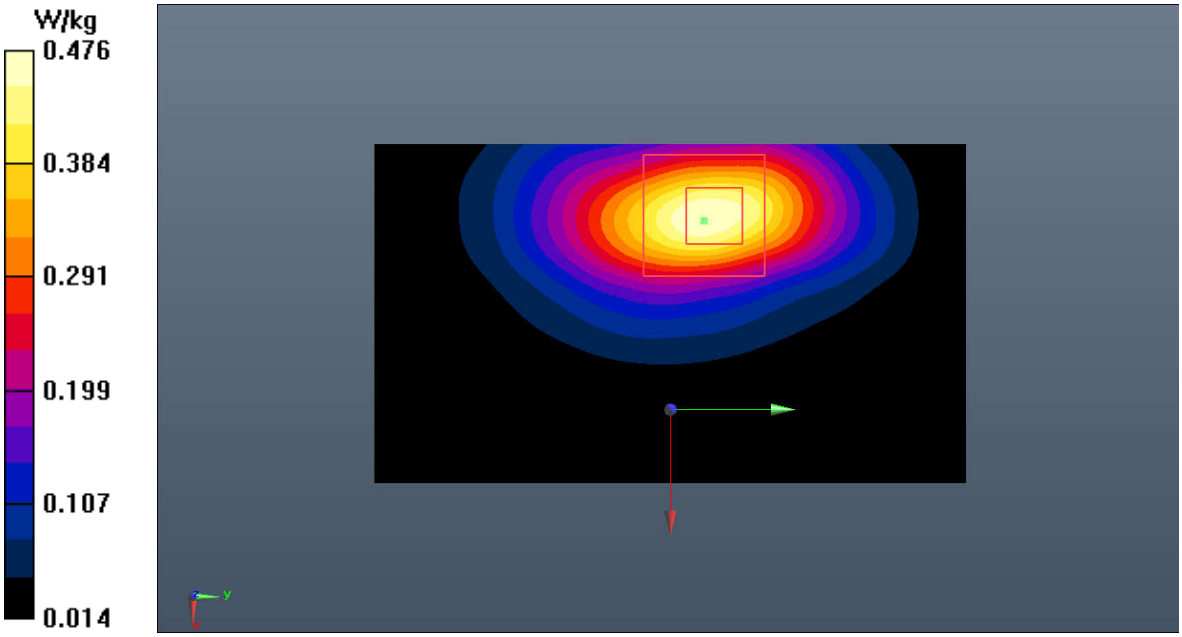

Fig.10 WCDMA Band 5 Body

©Copyright. All rights reserved by SAICT

LTE Band 2 Head
Date: 2022-12-26
Electronics: DAE4 Sn1527
Medium: Head 1900MHz
Medium parameters used: f = 1900 MHz; σ = 1.425 S/m; ε_r = 38.689; ρ = 1000 kg/m^3
Communication System: UID 0, LTE_FDD (0) Frequency: 1900 MHz Duty Cycle: 1:1
Probe: EX3DV4 - SN7621 ConvF (8.90, 8.90, 8.90)

Right Tilt High 50RB0/Area Scan (61x61x1): Interpolated grid: dx=1.500 mm, dy=1.500 mm
Maximum value of SAR (interpolated) = 0.844 W/kg

Right Tilt High 50RB0/Zoom Scan (5x5x7)/Cube 0: Measurement grid: dx=8mm, dy=8mm, dz=5mm
Reference Value = 10.76 V/m; Power Drift = 0.11 dB
Peak SAR (extrapolated) = 1.64 W/kg
SAR(1 g) = 0.744 W/kg; SAR(10 g) = 0.319 W/kg
Maximum value of SAR (measured) = 1.19 W/kg



Fig.11 LTE Band 2 Head

©Copyright. All rights reserved by SAICT

LTE Band 2 Body
Date: 2022-12-26
Electronics: DAE4 Sn1527
Medium: Head 1900MHz
Medium parameters used: f = 1900 MHz; σ = 1.425 S/m; ε_r = 38.689; ρ = 1000 kg/m^3
Communication System: UID 0, LTE_FDD (0) Frequency: 1900 MHz Duty Cycle: 1:1
Probe: EX3DV4 - SN7621 ConvF (8.90, 8.90, 8.90)

Top Side high 50RB0/Area Scan (41x71x1): Interpolated grid: dx=1.500 mm, dy=1.500 mm
Maximum value of SAR (interpolated) = 0.933 W/kg

Top Side high 50RB0/Zoom Scan (5x5x7)/Cube 0: Measurement grid: dx=8mm, dy=8mm, dz=5mm
Reference Value = 13.80 V/m; Power Drift = 0.14 dB
Peak SAR (extrapolated) = 1.22 W/kg
SAR(1 g) = 0.632 W/kg; SAR(10 g) = 0.305 W/kg
Maximum value of SAR (measured) = 0.727 W/kg

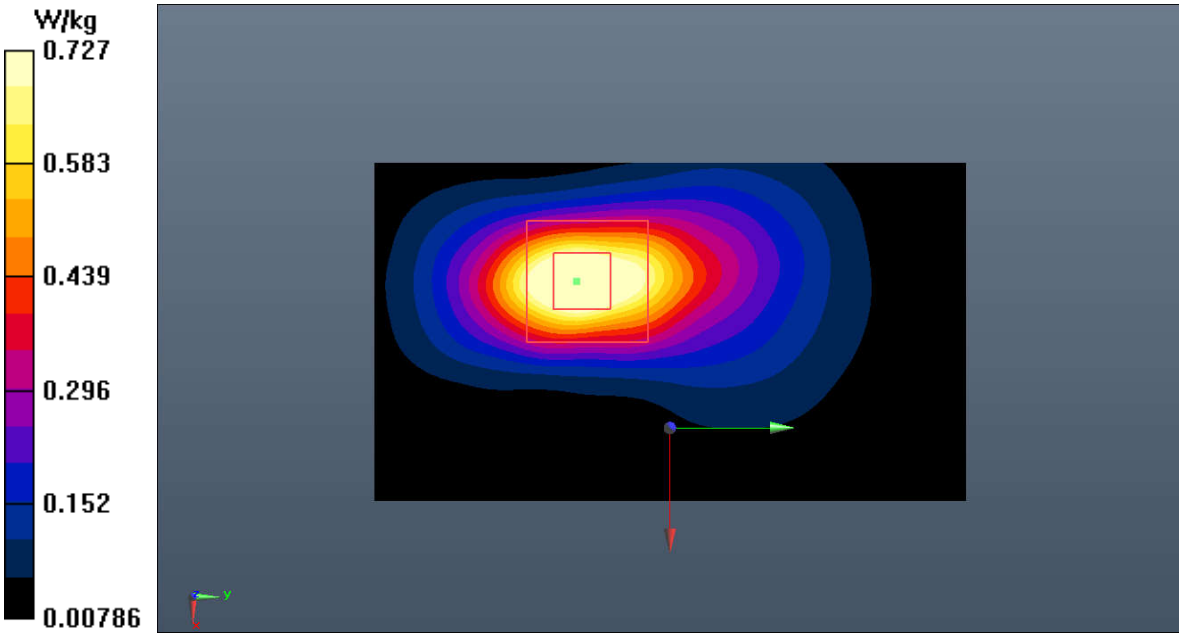

Fig.12 LTE Band 2 Body

©Copyright. All rights reserved by SAICT

LTE Band 4 Head
Date: 2022-12-16
Electronics: DAE4 Sn1527
Medium: Head 1750MHz
Medium parameters used: f = 1745 MHz; σ = 1.379 S/m; ε_r = 39.525; ρ = 1000 kg/m^3
Communication System: UID 0, LTE_FDD (0) Frequency: 1745 MHz Duty Cycle: 1:1
Probe: EX3DV4 - SN7621 ConvF (9.22, 9.22, 9.22)

Right Tilt High 1RB50/Area Scan (61x61x1): Interpolated grid: dx=1.500 mm, dy=1.500 mm
Maximum value of SAR (interpolated) = 0.934 W/kg

Right Tilt High 1RB50/Zoom Scan (5x5x7)/Cube 0: Measurement grid: dx=8mm, dy=8mm, dz=5mm
Reference Value = 11.70 V/m; Power Drift = -0.05 dB
Peak SAR (extrapolated) = 1.71 W/kg
SAR(1 g) = 0.787 W/kg; SAR(10 g) = 0.345 W/kg
Maximum value of SAR (measured) = 1.22 W/kg



Fig.13 LTE Band 4 Head

©Copyright. All rights reserved by SAICT

LTE Band 4 Body
Date: 2022-12-16
Electronics: DAE4 Sn1527
Medium: Head 1750MHz
Medium parameters used: f = 1745 MHz; σ = 1.379 S/m; ε_r = 39.525; ρ = 1000 kg/m^3
Communication System: UID 0, LTE_FDD (0) Frequency: 1745 MHz Duty Cycle: 1:1
Probe: EX3DV4 - SN7621 ConvF (9.22, 9.22, 9.22)

Bottom Side High 1RB50/Area Scan (41x71x1): Interpolated grid: dx=1.500 mm, dy=1.500 mm
Maximum value of SAR (interpolated) = 0.967 W/kg

Bottom Side High 1RB50/Zoom Scan (5x5x7)/Cube 0: Measurement grid: dx=8mm, dy=8mm, dz=5mm
Reference Value = 17.52 V/m; Power Drift = 0.05 dB
Peak SAR (extrapolated) = 1.09 W/kg
SAR(1 g) = 0.674 W/kg; SAR(10 g) = 0.392 W/kg
Maximum value of SAR (measured) = 0.900 W/kg

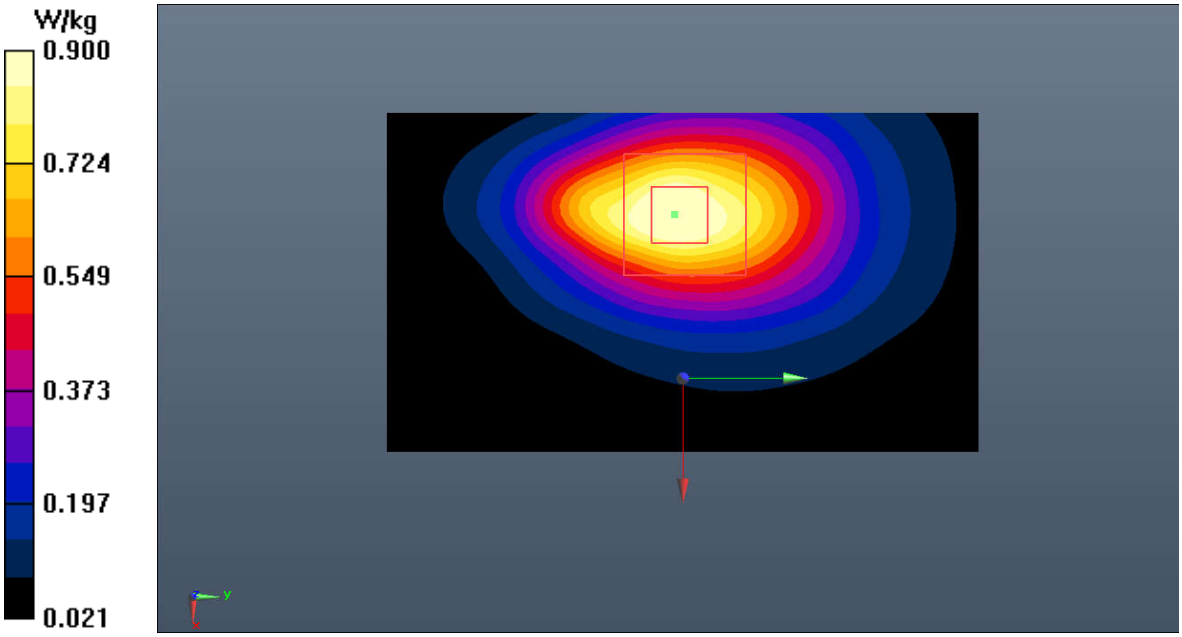

Fig.14 LTE Band 4 Body

©Copyright. All rights reserved by SAICT

LTE Band 5 Head

Date: 2022-12-6

Electronics: DAE4 Sn1527

Medium: Head 835MHz

Medium parameters used (interpolated): f = 829 MHz; σ = 0.916 S/m; ε_r = 40.725; ρ = 1000 kg/m^3

Communication System: UID 0, LTE_FDD (0) Frequency: 829 MHz Duty Cycle: 1:1

Probe: EX3DV4 - SN7621 ConvF (11.12, 11.12, 11.12)

Right Cheek Low 1RB24/Area Scan (61x61x1): Interpolated grid: dx=1.500 mm, dy=1.500 mm

Maximum value of SAR (interpolated) = 1.05 W/kg

Right Cheek Low 1RB24/Zoom Scan (5x5x7)/Cube 0: Measurement grid: dx=8mm, dy=8mm, dz=5mm

Reference Value = 18.55 V/m; Power Drift = -0.04 dB

Peak SAR (extrapolated) = 1.19 W/kg

SAR(1 g) = 0.565 W/kg; SAR(10 g) = 0.335 W/kg

Maximum value of SAR (measured) = 0.774 W/kg



Fig.15 LTE Band 5 Head

©Copyright. All rights reserved by SAICT

LTE Band 5 Body
Date: 2022-12-6
Electronics: DAE4 Sn1527
Medium: Head 835MHz
Medium parameters used (interpolated): f = 829 MHz; σ = 0.916 S/m; ε_r = 40.725; ρ = 1000 kg/m^3
Communication System: UID 0, LTE_FDD (0) Frequency: 829 MHz Duty Cycle: 1:1
Probe: EX3DV4 - SN7621 ConvF (11.12, 11.12, 11.12)

Bottom Side Low 1RB24/Area Scan (41x71x1): Interpolated grid: dx=1.500 mm, dy=1.500 mm
Maximum value of SAR (interpolated) = 0.471 W/kg

Bottom Side Low 1RB24/Zoom Scan (5x5x7)/Cube 0: Measurement grid: dx=8mm, dy=8mm, dz=5mm
Reference Value = 11.54 V/m; Power Drift = 0.04 dB
Peak SAR (extrapolated) = 0.616 W/kg
SAR(1 g) = 0.331 W/kg; SAR(10 g) = 0.182 W/kg
Maximum value of SAR (measured) = 0.474 W/kg

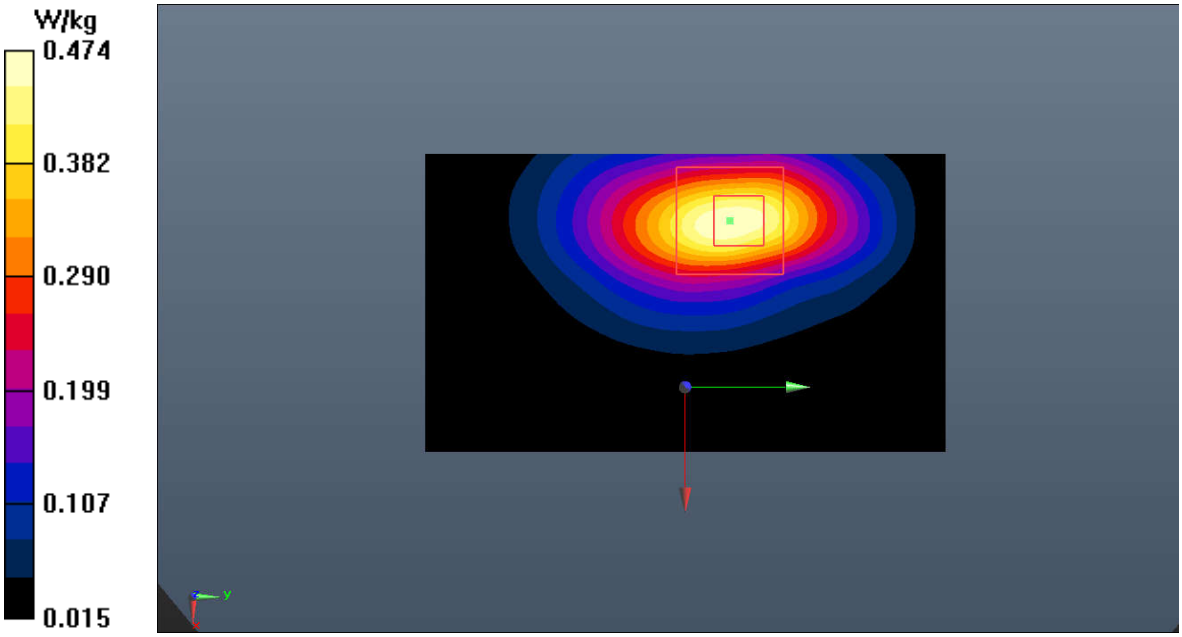

Fig.16 LTE Band 5 Body

©Copyright. All rights reserved by SAICT

LTE Band 7 Head

Date: 2022-12-27

Electronics: DAE4 Sn1527

Medium: Head 2550MHz

Medium parameters used (interpolated): f = 2535 MHz; σ = 1.921 S/m; ε_r = 38.076; ρ = 1000 kg/m^3

Communication System: UID 0, LTE_FDD (0) Frequency: 2535 MHz Duty Cycle: 1:1

Probe: EX3DV4 - SN7621 ConvF (8.17, 8.17, 8.17)

Right Cheek Middle 50RB50/Area Scan (91x91x1): Interpolated grid: dx=1.000 mm, dy=1.000 mm

Maximum value of SAR (interpolated) = 0.998 W/kg

Right Cheek Middle 50RB50/Zoom Scan (7x7x7)/Cube 0: Measurement grid: dx=5mm, dy=5mm, dz=5mm

Reference Value = 5.842 V/m; Power Drift = 0.07 dB

Peak SAR (extrapolated) = 1.78 W/kg

SAR(1 g) = 0.727 W/kg; SAR(10 g) = 0.364 W/kg

Maximum value of SAR (measured) = 1.17 W/kg



Fig.17 LTE Band 7 Head

©Copyright. All rights reserved by SAICT

LTE Band 7 Body
Date: 2022-12-27
Electronics: DAE4 Sn1527
Medium: Head 2550MHz
Medium parameters used (interpolated): f = 2535 MHz; σ = 1.921 S/m; ε_r = 38.076; ρ = 1000 kg/m^3
Communication System: UID 0, LTE_FDD (0) Frequency: 2535 MHz Duty Cycle: 1:1
Probe: EX3DV4 - SN7621 ConvF (8.17, 8.17, 8.17)

Rear Side Middle 50RB50/Area Scan (91x91x1): Interpolated grid: dx=1.000 mm, dy=1.000 mm
Maximum value of SAR (interpolated) = 0.911 W/kg

Rear Side Middle 50RB50/Zoom Scan (7x7x7)/Cube 0: Measurement grid: dx=5mm, dy=5mm, dz=5mm
Reference Value = 4.945 V/m; Power Drift = 0.04 dB
Peak SAR (extrapolated) = 1.43 W/kg
SAR(1 g) = 0.629 W/kg; SAR(10 g) = 0.302 W/kg
Maximum value of SAR (measured) = 0.713 W/kg

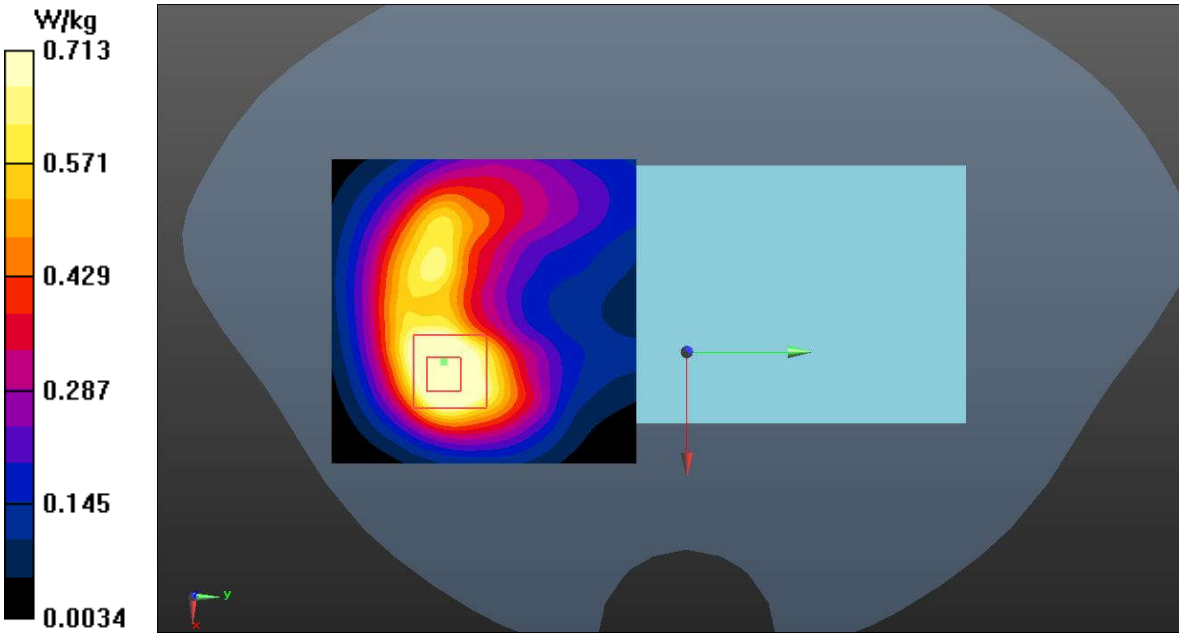

Fig.18 LTE Band 7 Body

©Copyright. All rights reserved by SAICT

LTE Band 13 Head
Date: 2022-12-10
Electronics: DAE4 Sn1527
Medium: Head 750MHz
Medium parameters used: f = 782 MHz; σ = 0.895 S/m; ε_r = 42.003; ρ = 1000 kg/m^3
Communication System: UID 0, LTE_FDD (0) Frequency: 782 MHz Duty Cycle: 1:1
Probe: EX3DV4 - SN7621 ConvF (11.12, 11.12, 11.12)

Right Cheek Middle 1RB24/Area Scan (61x61x1): Interpolated grid: dx=1.500 mm, dy=1.500 mm
Maximum value of SAR (interpolated) = 0.651 W/kg

Right Cheek Middle 1RB24/Zoom Scan (5x5x7)/Cube 0: Measurement grid: dx=8mm, dy=8mm, dz=5mm
Reference Value = 16.71 V/m; Power Drift = 0.04 dB
Peak SAR (extrapolated) = 0.982 W/kg
SAR(1 g) = 0.424 W/kg; SAR(10 g) = 0.246 W/kg
Maximum value of SAR (measured) = 0.649 W/kg



Fig.19 LTE Band 13 Head

©Copyright. All rights reserved by SAICT

LTE Band 13 Bod
Date: 2022-12-10
Electronics: DAE4 Sn1527
Medium: Head 750MHz
Medium parameters used: f = 782 MHz; σ = 0.895 S/m; ε_r = 42.003; ρ = 1000 kg/m^3
Communication System: UID 0, LTE_FDD (0) Frequency: 782 MHz Duty Cycle: 1:1
Probe: EX3DV4 - SN7621 ConvF (11.12, 11.12, 11.12)

Bottom Side Middle 1RB24/Area Scan (41x71x1): Interpolated grid: dx=1.500 mm, dy=1.500 mm
Maximum value of SAR (interpolated) = 0.349 W/kg

Bottom Side Middle 1RB24/Zoom Scan (5x5x7)/Cube 0: Measurement grid: dx=8mm, dy=8mm, dz=5mm
Reference Value = 9.334 V/m; Power Drift = 0.06 dB
Peak SAR (extrapolated) = 0.455 W/kg
SAR(1 g) = 0.241 W/kg; SAR(10 g) = 0.130 W/kg
Maximum value of SAR (measured) = 0.344 W/kg

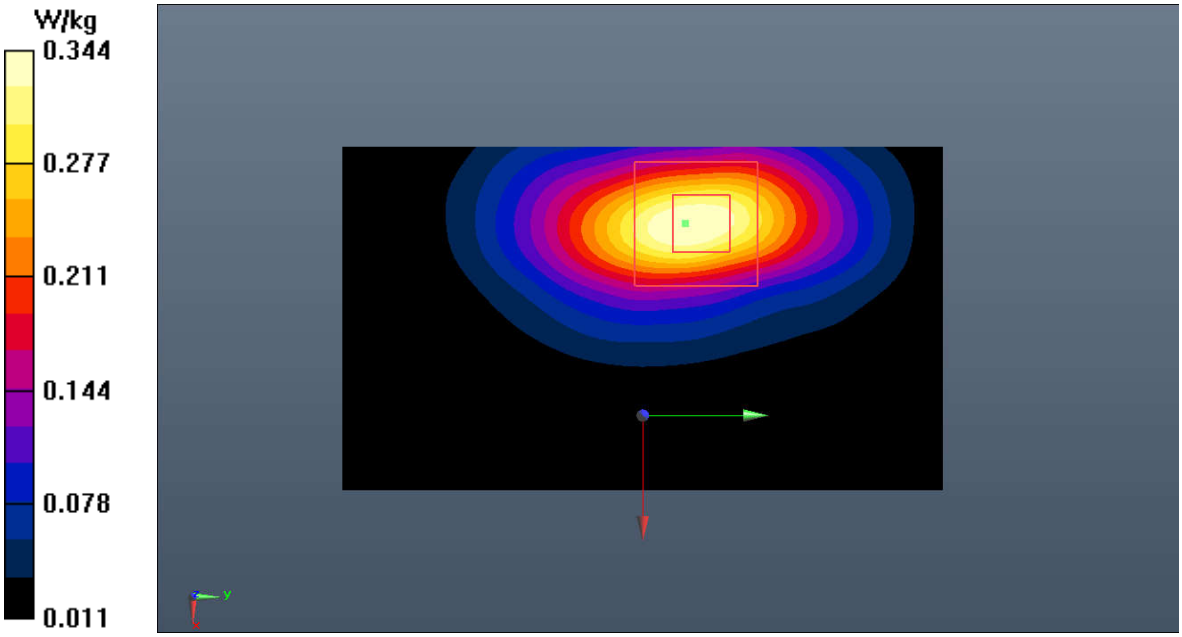

Fig.20 LTE Band 13 Body

©Copyright. All rights reserved by SAICT

LTE Band 38 Head

Date: 2022-12-24

Electronics: DAE4 Sn1527

Medium: Head 2550MHz

Medium parameters used (interpolated): f = 2595 MHz; σ = 2.007 S/m; ε_r = 38.134; ρ = 1000 kg/m^3

Communication System: UID 0, LTE_TDD (0) Frequency: 2595 MHz Duty Cycle: 1:1.58

Probe: EX3DV4 - SN7621 ConvF (7.93, 7.93, 7.93)

Right Cheek Middle 1RB50/Area Scan (91x91x1): Interpolated grid: dx=1.000 mm, dy=1.000 mm

Maximum value of SAR (interpolated) = 1.11 W/kg

Right Cheek Middle 1RB50/Zoom Scan (7x7x7)/Cube 0: Measurement grid: dx=5mm, dy=5mm, dz=5mm

Reference Value = 7.326 V/m; Power Drift = 0.03 dB

Peak SAR (extrapolated) = 1.53 W/kg

SAR(1 g) = 0.627 W/kg; SAR(10 g) = 0.318 W/kg

Maximum value of SAR (measured) = 0.951 W/kg



Fig.21 LTE Band 38 Head

©Copyright. All rights reserved by SAICT

LTE Band 38 Body
Date: 2022-12-24
Electronics: DAE4 Sn1527
Medium: Head 2550MHz
Medium parameters used: f = 2580 MHz; σ = 1.989 S/m; ε_r = 38.183; ρ = 1000 kg/m^3
Communication System: UID 0, LTE_TDD (0) Frequency: 2580 MHz Duty Cycle: 1:1.58
Probe: EX3DV4 - SN7621 ConvF (7.93, 7.93, 7.93)

Rear Side Low 1RB50/Area Scan (91x91x1): Interpolated grid: dx=1.000 mm, dy=1.000 mm
Maximum value of SAR (interpolated) = 0.645 W/kg

Rear Side Low 1RB50/Zoom Scan (7x7x7)/Cube 0: Measurement grid: dx=5mm, dy=5mm, dz=5mm
Reference Value = 3.955 V/m; Power Drift = 0.03 dB
Peak SAR (extrapolated) = 0.908 W/kg
SAR(1 g) = 0.392 W/kg; SAR(10 g) = 0.198 W/kg
Maximum value of SAR (measured) = 0.431 W/kg

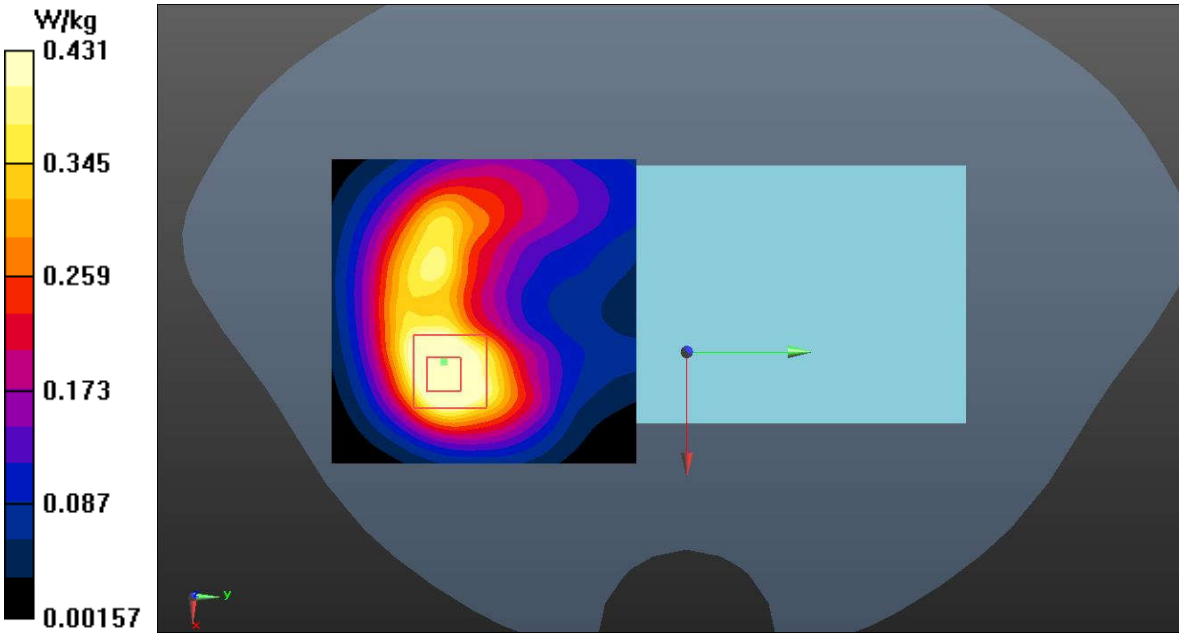

Fig.22 LTE Band 38 Body

©Copyright. All rights reserved by SAICT

LTE Band 41 Head

Date: 2022-12-24

Electronics: DAE4 Sn1527

Medium: Head 2550MHz

Medium parameters used (interpolated): f = 2595 MHz; σ = 2.007 S/m; ε_r = 38.134; ρ = 1000 kg/m^3

Communication System: UID 0, LTE_TDD (0) Frequency: 2595 MHz Duty Cycle: 1:1.58

Probe: EX3DV4 - SN7621 ConvF (8.17, 8.17, 8.17)

Right Cheek Middle 1RB50/Area Scan (91x91x1): Interpolated grid: dx=1.000 mm, dy=1.000 mm

Maximum value of SAR (interpolated) = 1.10 W/kg

Right Cheek Middle 1RB50/Zoom Scan (7x7x7)/Cube 0: Measurement grid: dx=5mm, dy=5mm, dz=5mm

Reference Value = 6.999 V/m; Power Drift = 0.02 dB

Peak SAR (extrapolated) = 1.74 W/kg

SAR(1 g) = 0.706 W/kg; SAR(10 g) = 0.364 W/kg

Maximum value of SAR (measured) = 1.08 W/kg



Fig.23 LTE Band 41 Head

©Copyright. All rights reserved by SAICT

LTE Band 41 Body
Date: 2022-12-24
Electronics: DAE4 Sn1527
Medium: Head 2550MHz
Medium parameters used (interpolated): f = 2595 MHz; σ = 2.007 S/m; ε_r = 38.134; ρ = 1000 kg/m^3
Communication System: UID 0, LTE_TDD (0) Frequency: 2595 MHz Duty Cycle: 1:1.58
Probe: EX3DV4 - SN7621 ConvF (7.93, 7.93, 7.93)

Rear Side Middle 1RB50/Area Scan (91x91x1): Interpolated grid: dx=1.000 mm, dy=1.000 mm
Maximum value of SAR (interpolated) = 0.871 W/kg

Rear Side Middle 1RB50/Zoom Scan (7x7x7)/Cube 0: Measurement grid: dx=5mm, dy=5mm, dz=5mm
Reference Value = 4.548 V/m; Power Drift = 0.15 dB
Peak SAR (extrapolated) = 1.19 W/kg
SAR(1 g) = 0.510 W/kg; SAR(10 g) = 0.250 W/kg
Maximum value of SAR (measured) = 0.578 W/kg

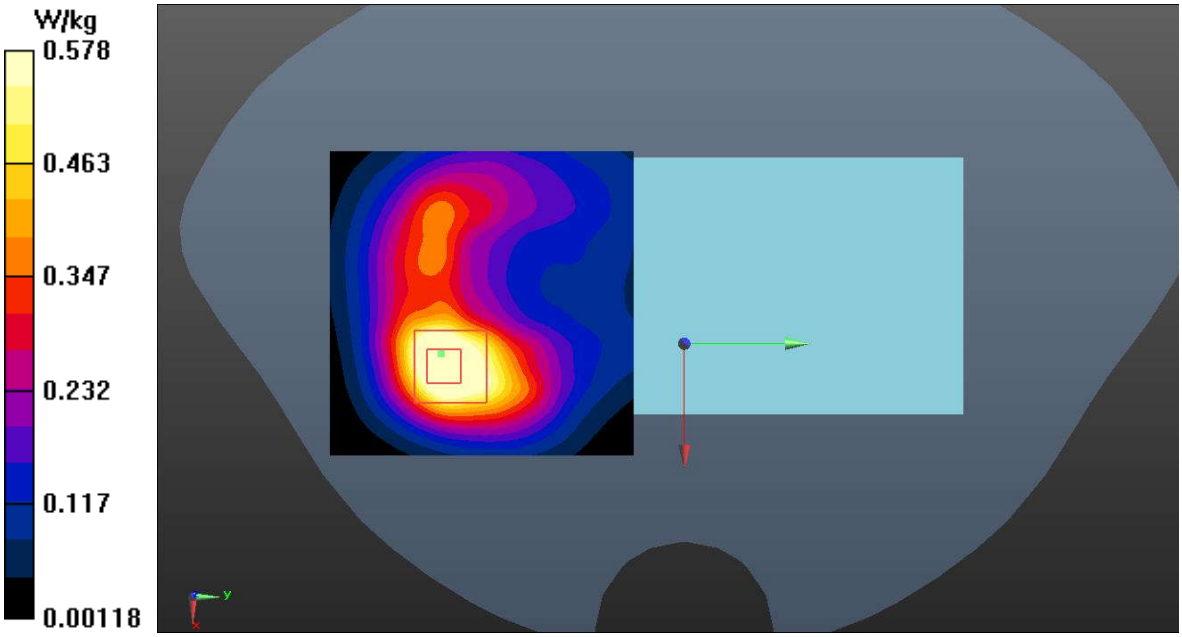

Fig.24 LTE Band 41 Body

©Copyright. All rights reserved by SAICT

LTE Band 66 Head
Date: 2022-12-19
Electronics: DAE4 Sn1527
Medium: Head 1750MHz
Medium parameters used: f = 1720 MHz; σ = 1.367 S/m; ε_r = 39.39; ρ = 1000 kg/m^3
Communication System: UID 0, LTE_FDD (0) Frequency: 1720 MHz Duty Cycle: 1:1
Probe: EX3DV4 - SN7621 ConvF (9.22, 9.22, 9.22)

Right Tilt Low 1RB50/Area Scan (61x61x1): Interpolated grid: dx=1.500 mm, dy=1.500 mm
Maximum value of SAR (interpolated) = 0.486 W/kg

Right Tilt Low 1RB50/Zoom Scan (5x5x7)/Cube 0: Measurement grid: dx=8mm, dy=8mm, dz=5mm
Reference Value = 8.260 V/m; Power Drift = 0.06 dB
Peak SAR (extrapolated) = 0.849 W/kg
SAR(1 g) = 0.374 W/kg; SAR(10 g) = 0.160 W/kg
Maximum value of SAR (measured) = 0.657 W/kg



Fig.25 LTE Band 66 Head

©Copyright. All rights reserved by SAICT

LTE Band 66 Body
Date: 2022-12-19
Electronics: DAE4 Sn1527
Medium: Head 1750MHz
Medium parameters used: f = 1745 MHz; σ = 1.389 S/m; ε_r = 39.293; ρ = 1000 kg/m^3
Communication System: UID 0, LTE_FDD (0) Frequency: 1745 MHz Duty Cycle: 1:1
Probe: EX3DV4 - SN7621 ConvF (9.22, 9.22, 9.22)

Bottom Side Middle 50RB0/Area Scan (41x71x1): Interpolated grid: dx=1.500 mm, dy=1.500 mm
Maximum value of SAR (interpolated) = 1.03 W/kg

Bottom Side Middle 50RB0/Zoom Scan (5x5x7)/Cube 0: Measurement grid: dx=8mm, dy=8mm, dz=5mm
Reference Value = 13.23 V/m; Power Drift = 0.05 dB
Peak SAR (extrapolated) = 1.19 W/kg
SAR(1 g) = 0.729 W/kg; SAR(10 g) = 0.423 W/kg
Maximum value of SAR (measured) = 0.972 W/kg

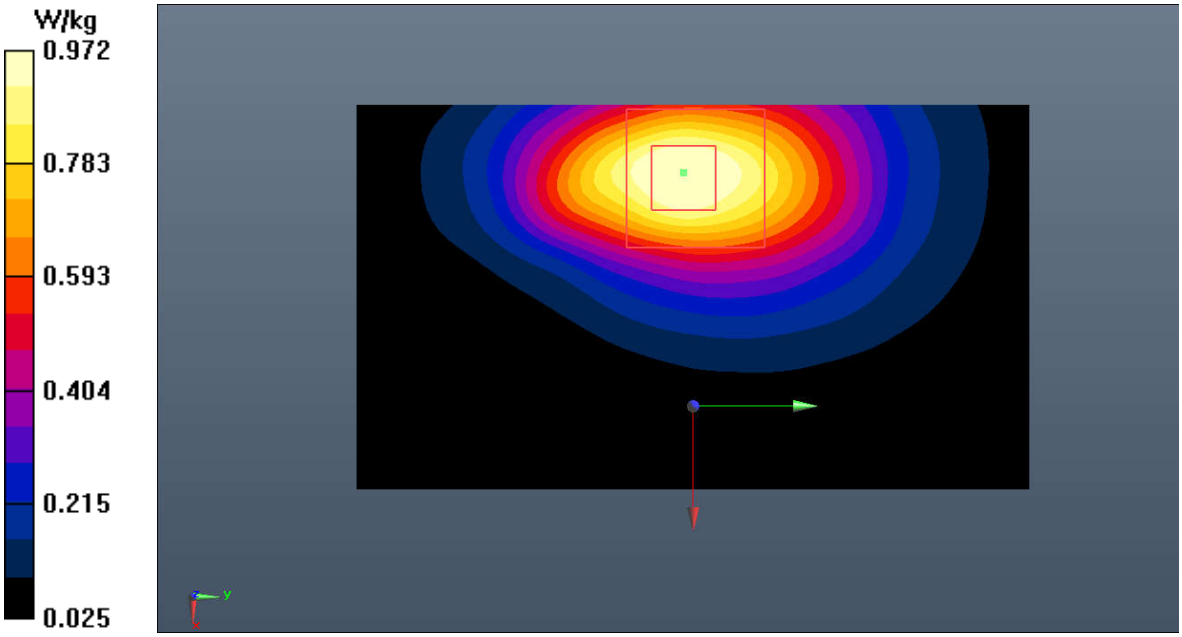

Fig.26 LTE Band 66 Body

©Copyright. All rights reserved by SAICT

Bluetooth Head
Date: 2022-12-17
Electronics: DAE4 Sn1527
Medium: Head 2450MHz
Medium parameters used: f = 2480 MHz; σ = 1.868 S/m; ε_r = 38.352; ρ = 1000 kg/m^3
Communication System: UID 0, BT (0) Frequency: 2480 MHz Duty Cycle: 1:1
Probe: EX3DV4 - SN7621 ConvF (8.17, 8.17, 8.17)

Left Cheek Ch.78/Area Scan (91x91x1): Interpolated grid: dx=1.000 mm, dy=1.000 mm
Maximum value of SAR (interpolated) = 0.268 W/kg

Left Cheek Ch.78/Zoom Scan (7x7x7)/Cube 0: Measurement grid: dx=5mm, dy=5mm, dz=5mm
Reference Value = 4.045 V/m; Power Drift = 0.16 dB
Peak SAR (extrapolated) = 0.303 W/kg
SAR(1 g) = 0.141 W/kg; SAR(10 g) = 0.067 W/kg
Maximum value of SAR (measured) = 0.211 W/kg



Fig.27 Bluetooth Head

©Copyright. All rights reserved by SAICT

Bluetooth Body
Date: 2022-12-17
Electronics: DAE4 Sn1527
Medium: Head 2450MHz
Medium parameters used: f = 2480 MHz; σ = 1.868 S/m; ε_r = 38.352; ρ = 1000 kg/m^3
Communication System: UID 0, BT (0) Frequency: 2480 MHz Duty Cycle: 1:1
Probe: EX3DV4 - SN7621 ConvF (8.17, 8.17, 8.17)

Top Side Ch.78/Area Scan (61x111x1): Interpolated grid: dx=1.000 mm, dy=1.000 mm
Maximum value of SAR (interpolated) = 0.0466 W/kg

Top Side Ch.78/Zoom Scan (7x7x7)/Cube 0: Measurement grid: dx=5mm, dy=5mm, dz=5mm
Reference Value = 3.143 V/m; Power Drift = 0.06 dB
Peak SAR (extrapolated) = 0.0580 W/kg
SAR(1 g) = 0.031 W/kg; SAR(10 g) = 0.016 W/kg
Maximum value of SAR (measured) = 0.0340 W/kg

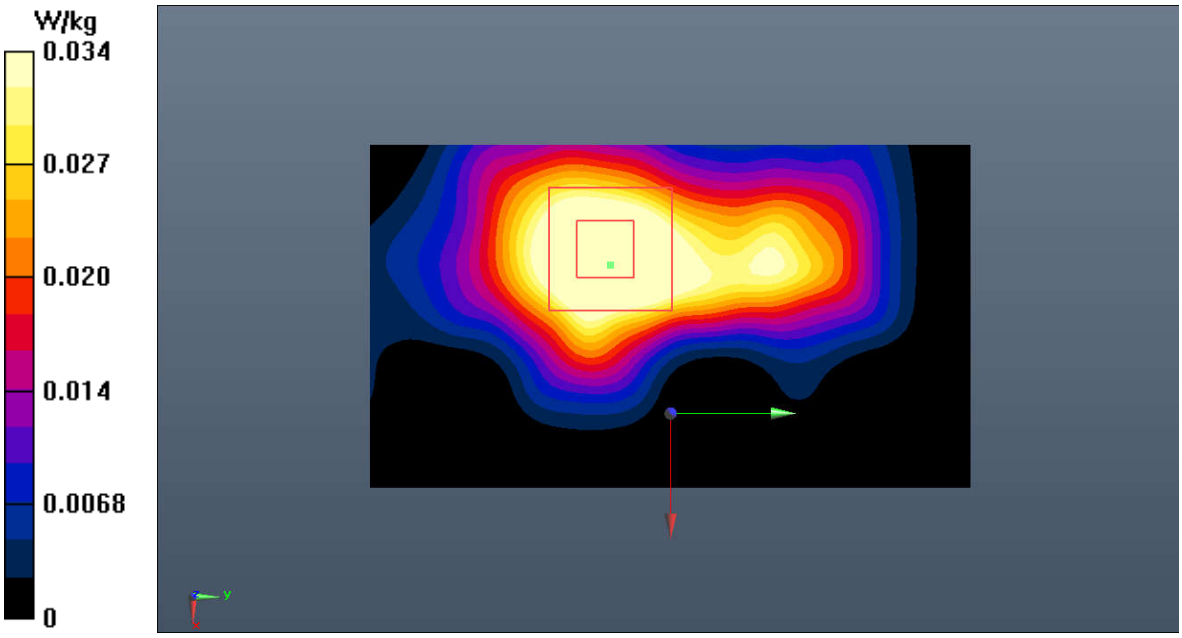

Fig.28 Bluetooth Body

©Copyright. All rights reserved by SAICT

WLAN 2.4GHz Head
Date: 2022-12-17
Electronics: DAE4 Sn1527
Medium: Head 2450MHz
Medium parameters used (interpolated): f = 2437 MHz; σ = 1.818 S/m; ε_r = 38.494; ρ = 1000 kg/m^3
Communication System: UID 0, WiFi (0) Frequency: 2437 MHz Duty Cycle: 1:1
Probe: EX3DV4 - SN7621 ConvF (8.17, 8.17, 8.17)

Left Cheek Ch.6/Area Scan (91x91x1): Interpolated grid: dx=1.000 mm, dy=1.000 mm
Maximum value of SAR (interpolated) = 1.25 W/kg

Left Cheek Ch.6/Zoom Scan (7x7x7)/Cube 0: Measurement grid: dx=5mm, dy=5mm, dz=5mm
Reference Value = 9.664 V/m; Power Drift = -0.18 dB
Peak SAR (extrapolated) = 1.49 W/kg
SAR(1 g) = 0.725 W/kg; SAR(10 g) = 0.358 W/kg
Maximum value of SAR (measured) = 1.06 W/kg



Fig.29 WLAN 2.4GHz Head

©Copyright. All rights reserved by SAICT

WLAN 2.4GHz Body

Date: 2022-12-17

Electronics: DAE4 Sn1527

Medium: Head 2450MHz

Medium parameters used (interpolated): f = 2437 MHz; σ = 1.818 S/m; ε_r = 38.494; ρ = 1000 kg/m^3

Communication System: UID 0, WiFi (0) Frequency: 2437 MHz Duty Cycle: 1:1

Probe: EX3DV4 - SN7621 ConvF (8.17, 8.17, 8.17)

Top Side Ch.6/Area Scan (61x111x1): Interpolated grid: dx=1.000 mm, dy=1.000 mm

Maximum value of SAR (interpolated) = 0.363 W/kg

Top Side Ch.6/Zoom Scan (7x7x7)/Cube 0: Measurement grid: dx=5mm, dy=5mm, dz=5mm

Reference Value = 10.00 V/m; Power Drift = 0.04 dB

Peak SAR (extrapolated) = 0.490 W/kg

SAR(1 g) = 0.258 W/kg; SAR(10 g) = 0.135 W/kg

Maximum value of SAR (measured) = 0.285 W/kg

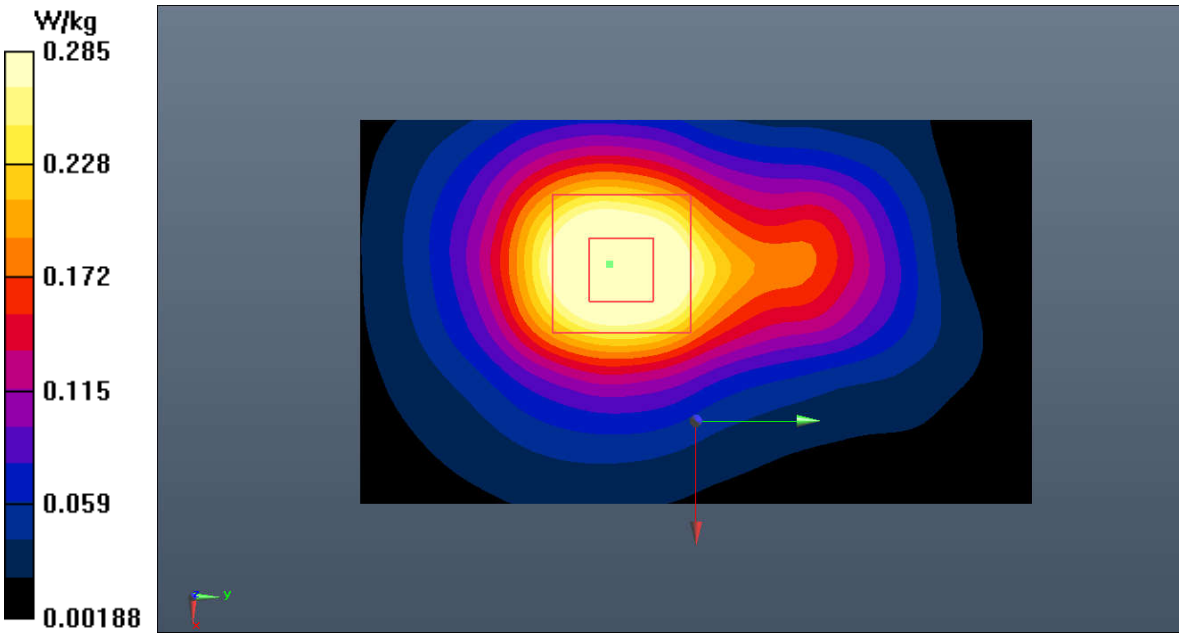

Fig.30 WLAN 2.4GHz Body

©Copyright. All rights reserved by SAICT

WLAN 5GHz Head
Date: 2022-12-18
Electronics: DAE4 Sn1527
Medium: Head 5250MHz
Medium parameters used: f = 5310 MHz; σ = 4.739 S/m; ε_r = 36.302; ρ = 1000 kg/m^3
Communication System: UID 0, WIFI 5G (0) Frequency: 5310 MHz Duty Cycle: 1:1
Probe: EX3DV4 - SN7621 ConvF (5.98, 5.98, 5.98)

Left Cheek Ch.62/Area Scan (81x81x1): Interpolated grid: dx=1.000 mm, dy=1.000 mm
Maximum value of SAR (interpolated) = 1.52 W/kg

Left Cheek Ch.62/Zoom Scan (8x8x21)/Cube 0: Measurement grid: dx=4mm, dy=4mm, dz=1.4mm
Reference Value = 4.866 V/m; Power Drift = 0.12 dB
Peak SAR (extrapolated) = 2.77 W/kg
SAR(1 g) = 0.701 W/kg; SAR(10 g) = 0.248 W/kg
Maximum value of SAR (measured) = 1.32 W/kg



Fig.31 WLAN 5GHz Head

©Copyright. All rights reserved by SAICT

WLAN 5GHz Body
Date: 2022-12-18
Electronics: DAE4 Sn1527
Medium: Head 5250MHz
Medium parameters used: f = 5190 MHz; σ = 4.577 S/m; ε_r = 36.626; ρ = 1000 kg/m^3
Communication System: UID 0, WIFI 5G (0) Frequency: 5190 MHz Duty Cycle: 1:1
Probe: EX3DV4 - SN7621 ConvF (5.98, 5.98, 5.98)

Rear Side Ch.38/Area Scan (91x91x1): Interpolated grid: dx=1.000 mm, dy=1.000 mm
Maximum value of SAR (interpolated) = 0.666 W/kg

Rear Side Ch.38/Zoom Scan (8x8x21)/Cube 0: Measurement grid: dx=4mm, dy=4mm, dz=1.4mm
Reference Value = 2.328 V/m; Power Drift = -0.17 dB
Peak SAR (extrapolated) = 1.42 W/kg
SAR(1 g) = 0.323 W/kg; SAR(10 g) = 0.124 W/kg
Maximum value of SAR (measured) = 0.358 W/kg

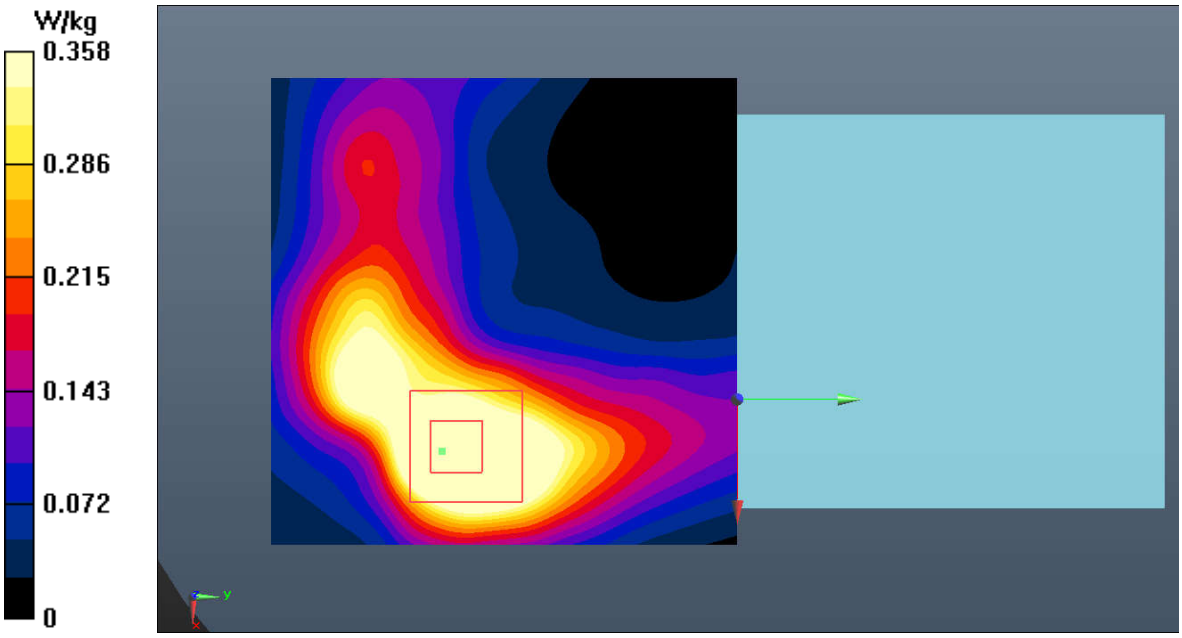

Fig.32 WLAN 5GHz Body

©Copyright. All rights reserved by SAICT

WLAN 5GHz Extremity

Date: 2022-12-18

Electronics: DAE4 Sn1527

Medium: Head 5600MHz

Medium parameters used: f = 5510 MHz; σ = 5.066 S/m; ε_r = 35.034; ρ = 1000 kg/m^3

Communication System: UID 0, WIFI 5G (0) Frequency: 5510 MHz Duty Cycle: 1:1

Probe: EX3DV4 - SN7621 ConvF (5.47, 5.47, 5.47)

Right Side Ch.102/Area Scan (61x91x1): Interpolated grid: dx=1.000 mm, dy=1.000 mm

Maximum value of SAR (interpolated) = 3.33 W/kg

Right Side Ch.102/Zoom Scan (8x8x21)/Cube 0: Measurement grid: dx=4mm, dy=4mm, dz=1.4mm

Reference Value = 2.713 V/m; Power Drift = 0.05 dB

Peak SAR (extrapolated) = 9.24 W/kg

SAR(1 g) = 2.74 W/kg; SAR(10 g) = 0.744 W/kg

Maximum value of SAR (measured) = 3.13 W/kg

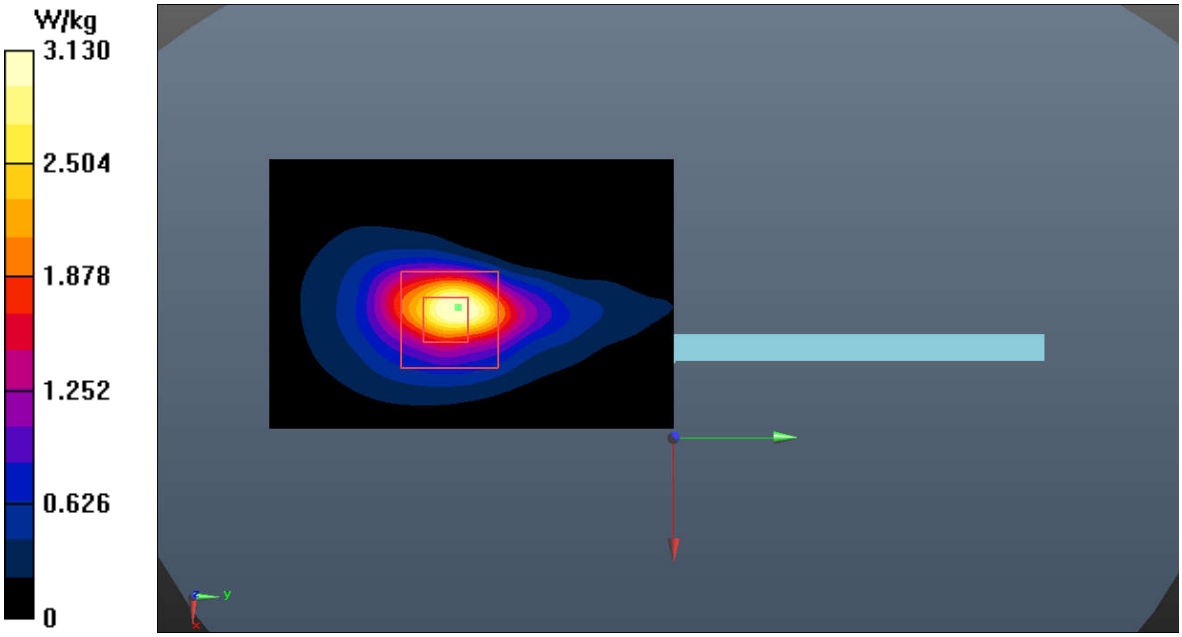

Fig.33 WLAN 5GHz Extremity

©Copyright. All rights reserved by SAICT

ANNEX B: SystemVerification Results

750MHz

Date: 2022-12-10

Electronics: DAE4 Sn1527

Medium: Head 750MHz

Medium parameters used: f = 750 MHz; σ = 0.875 S/m; ε_r = 42.387; ρ = 1000 kg/m^3

Communication System: CW_TMC Frequency: 750 MHz Duty Cycle: 1:1

Probe: EX3DV4 - SN7621 ConvF (11.12, 11.12, 11.12)

System Validation/Area Scan (81x161x1): Interpolated grid: dx=1.000 mm, dy=1.000 mm

Reference Value = 58.644 V/m; Power Drift = -0.09 dB

SAR(1 g) = 2.11 W/kg; SAR(10 g) = 1.40 W/kg

Maximum value of SAR (interpolated) = 2.78 W/kg

System Validation/Zoom Scan (7x7x7)/Cube 0: Measurement grid: dx=5mm, dy=5mm, dz=5mm

Reference Value = 58.644 V/m; Power Drift = -0.09 dB

Peak SAR (extrapolated) = 3.05 W/kg

SAR(1 g) = 2.06 W/kg; SAR(10 g) = 1.38 W/kg

Maximum value of SAR (measured) = 2.75 W/kg

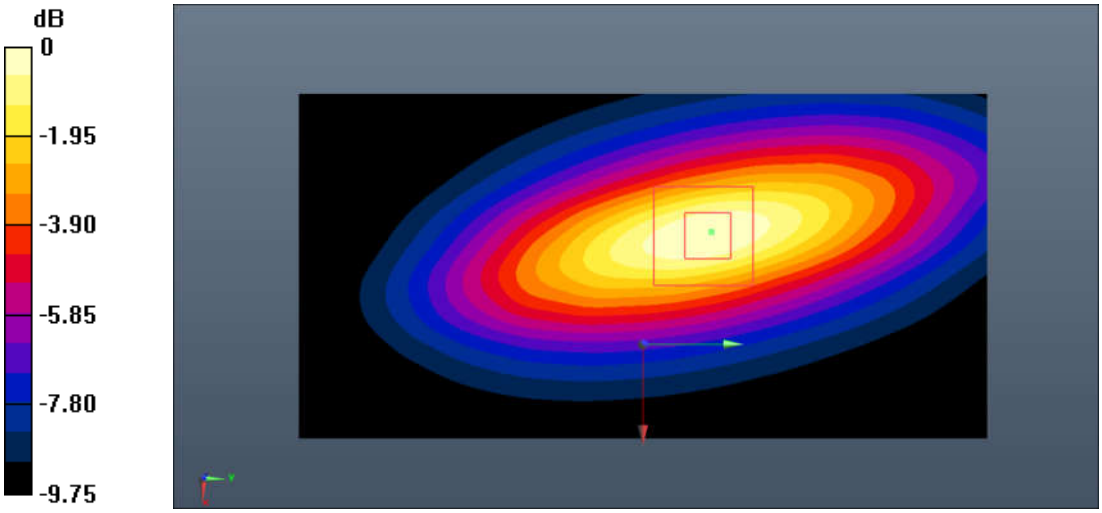

0 dB = 2.75 W/kg = 4.39 dB W/kg

Fig.B.1. Validation 750MHz 250mW

©Copyright. All rights reserved by SAICT

835MHz

Date: 2022-12-6

Electronics: DAE4 Sn1527

Medium: Head 835MHz

Medium parameters used: f = 835 MHz; σ = 0.921 S/m; εr = 40.653; ρ = 1000 kg/m^3

Communication System: CW_TMC Frequency: 835 MHz Duty Cycle: 1:1

Probe: EX3DV4 - SN7621 ConvF (11.12, 11.12, 11.12)

System Validation/Area Scan (91x161x1): Interpolated grid: dx=1.000 mm, dy=1.000 mm

Reference Value = 64.048 V/m; Power Drift = 0.06 dB

SAR(1 g) = 2.49 W/kg; SAR(10 g) = 1.60 W/kg

Maximum value of SAR (interpolated) = 3.66 W/kg

System Validation/Zoom Scan (7x7x7)/Cube 0: Measurement grid: dx=5mm, dy=5mm, dz=5mm

Reference Value = 64.048 V/m; Power Drift = 0.06 dB

Peak SAR (extrapolated) = 4.38 W/kg

SAR(1 g) = 2.52 W/kg; SAR(10 g) = 1.62 W/kg

Maximum value of SAR (measured) = 3.69 W/kg

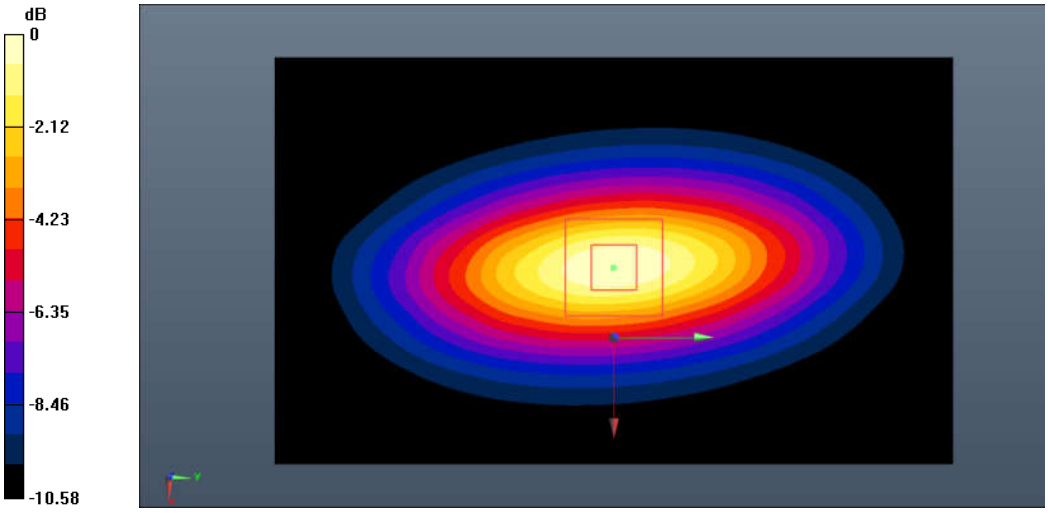

0 dB = 3.69 W/kg = 5.67 dB W/kg

Fig.B.2. Validation 835MHz 250mW

©Copyright. All rights reserved by SAICT

1750MHz

Date: 2022-12-16

Electronics: DAE4 Sn1527

Medium: Head 1750MHz

Medium parameters used: f = 1750 MHz; σ = 1.383 S/m; ε_r = 39.505; ρ = 1000 kg/m^3

Communication System: CW_TMC Frequency: 1750 MHz Duty Cycle: 1:1

Probe: EX3DV4 - SN7621 ConvF (9.22, 9.22, 9.22)

System Validation/Area Scan (81x121x1): Interpolated grid: dx=1.000 mm, dy=1.000 mm

Reference Value = 80.072 V/m; Power Drift = 0.03 dB

SAR(1 g) = 9.15 W/kg; SAR(10 g) = 4.91 W/kg

Maximum value of SAR (interpolated) = 11.1 W/kg

System Validation/Zoom Scan (7x7x7)/Cube0: Measurement grid: dx=5mm, dy=5mm, dz=5mm

Reference Value = 80.072 V/m; Power Drift = 0.03 dB

Peak SAR (extrapolated) = 20.5 W/kg

SAR(1 g) = 9.36 W/kg; SAR(10 g) = 4.98 W/kg

Maximum value of SAR (measured) = 11.3 W/kg

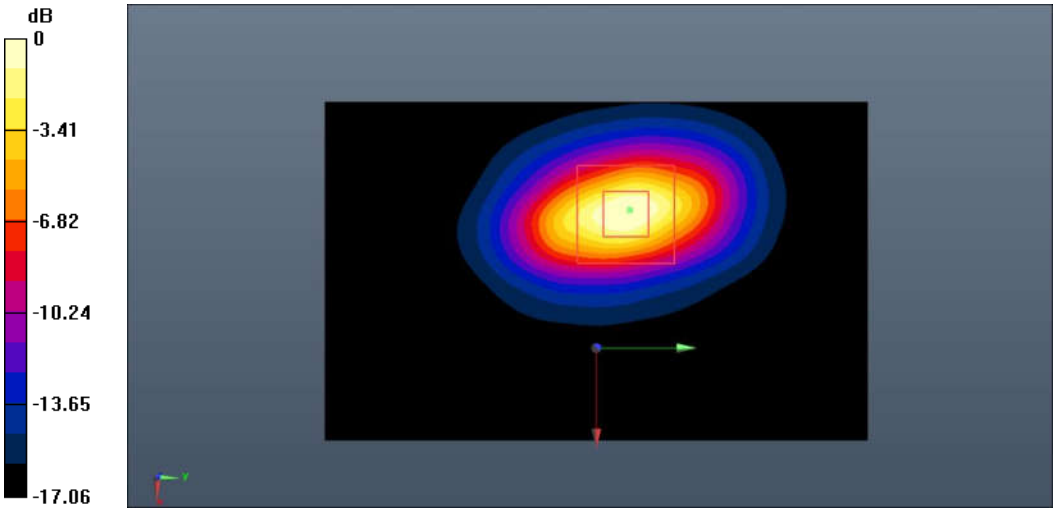

0 dB = 11.3 W/kg = 10.53 dB W/kg

Fig.B.3. Validation 1750MHz 250mW

©Copyright. All rights reserved by SAICT

1750MHz
Date: 2022-12-19
Electronics: DAE4 Sn1527
Medium: Head 1750MHz
Medium parameters used: f = 1750 MHz; σ = 1.393 S/m; ε_r = 39.273; ρ = 1000 kg/m^3
Communication System: CW_TMC Frequency: 1750 MHz Duty Cycle: 1:1
Probe: EX3DV4 - SN7621 ConvF (9.22, 9.22, 9.22)

System Validation/Area Scan (81x121x1): Interpolated grid: dx=1.000 mm, dy=1.000 mm
Reference Value = 81.454 V/m; Power Drift = 0.05 dB
SAR(1 g) = 9.22 W/kg; SAR(10 g) = 4.94 W/kg
Maximum value of SAR (interpolated) = 11.2 W/kg

System Validation/Zoom Scan (7x7x7)/Cube0: Measurement grid: dx=5mm, dy=5mm, dz=5mm
Reference Value = 81.454 V/m; Power Drift = 0.05 dB
Peak SAR (extrapolated) = 24.5 W/kg
SAR(1 g) = 9.47 W/kg; SAR(10 g) = 5.05 W/kg
Maximum value of SAR (measured) = 11.5 W/kg

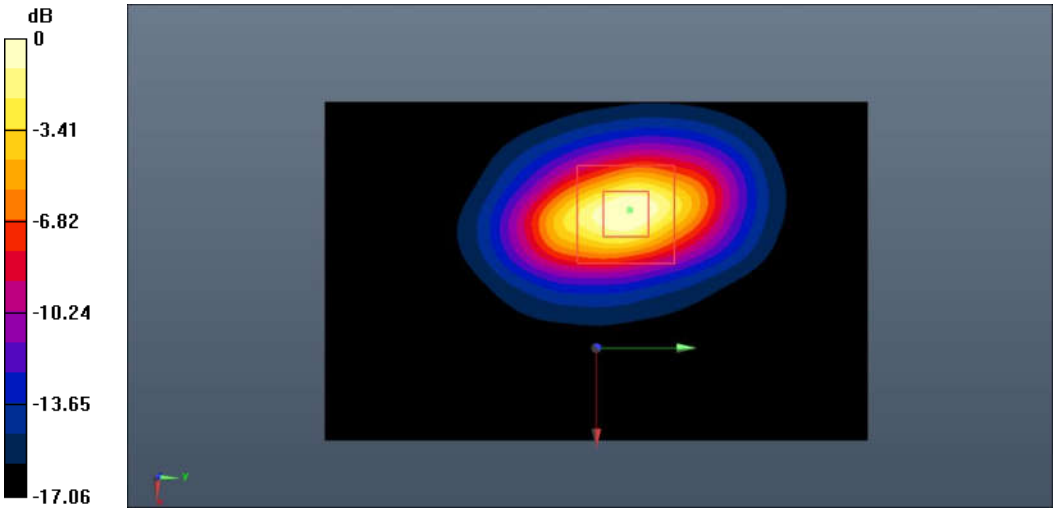

0 dB = 11.5 W/kg = 10.61 dB W/kg

Fig.B.4. Validation 1750MHz 250mW

©Copyright. All rights reserved by SAICT

1900MHz

Date: 2022-12-22

Electronics: DAE4 Sn1527

Medium: Head 1900MHz

Medium parameters used: f = 1900 MHz; σ = 1.416 S/m; ε_r = 38.942; ρ = 1000 kg/m^3

Communication System: CW_TMC Frequency: 1900 MHz Duty Cycle: 1:1

Probe: EX3DV4 - SN7621 ConvF (8.90, 8.90, 8.90)

System Validation/Area Scan (91x91x1): Interpolated grid: dx=1.000 mm, dy=1.000 mm

Reference Value = 83.685 V/m; Power Drift = 0.12 dB

SAR(1 g) = 10.1 W/kg; SAR(10 g) = 5.11 W/kg

Maximum value of SAR (interpolated) = 12.2 W/kg

System Validation/Zoom Scan (7x7x7)/Cube0: Measurement grid: dx=5mm, dy=5mm, dz=5mm

Reference Value = 83.685 V/m; Power Drift = 0.12 dB

Peak SAR (extrapolated) = 26.2 W/kg

SAR(1 g) = 10.3 W/kg; SAR(10 g) = 5.20 W/kg

Maximum value of SAR (measured) = 12.4 W/kg

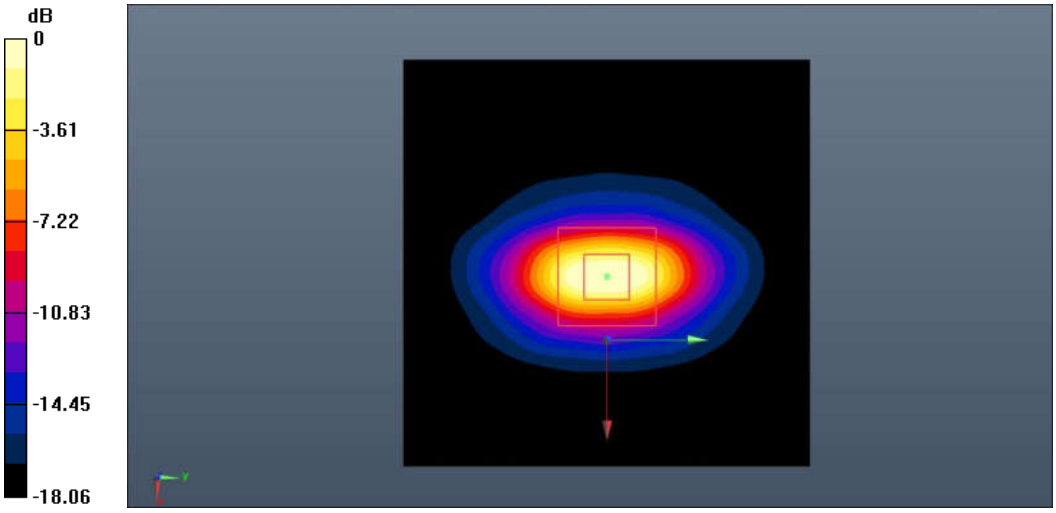

0 dB = 12.4 W/kg = 10.93 dB W/kg

Fig.B.5. Validation 1900MHz 250mW

©Copyright. All rights reserved by SAICT

1900MHz

Date: 2022-12-26

Electronics: DAE4 Sn1527

Medium: Head 1900MHz

Medium parameters used: f = 1900 MHz; σ = 1.425 S/m; ε_r = 38.689; ρ = 1000 kg/m^3

Communication System: CW_TMC Frequency: 1900 MHz Duty Cycle: 1:1

Probe: EX3DV4 - SN7621 ConvF (8.90, 8.90, 8.90)

System Validation/Area Scan (91x91x1): Interpolated grid: dx=1.000 mm, dy=1.000 mm

Reference Value = 84.582 V/m; Power Drift = 0.13 dB

SAR(1 g) = 10.2 W/kg; SAR(10 g) = 5.18 W/kg

Maximum value of SAR (interpolated) = 12.4 W/kg

System Validation/Zoom Scan (7x7x7)/Cube0: Measurement grid: dx=5mm, dy=5mm, dz=5mm

Reference Value = 84.582 V/m; Power Drift = 0.13 dB

Peak SAR (extrapolated) = 27.7 W/kg

SAR(1 g) = 10.5 W/kg; SAR(10 g) = 5.29 W/kg

Maximum value of SAR (measured) = 12.7 W/kg

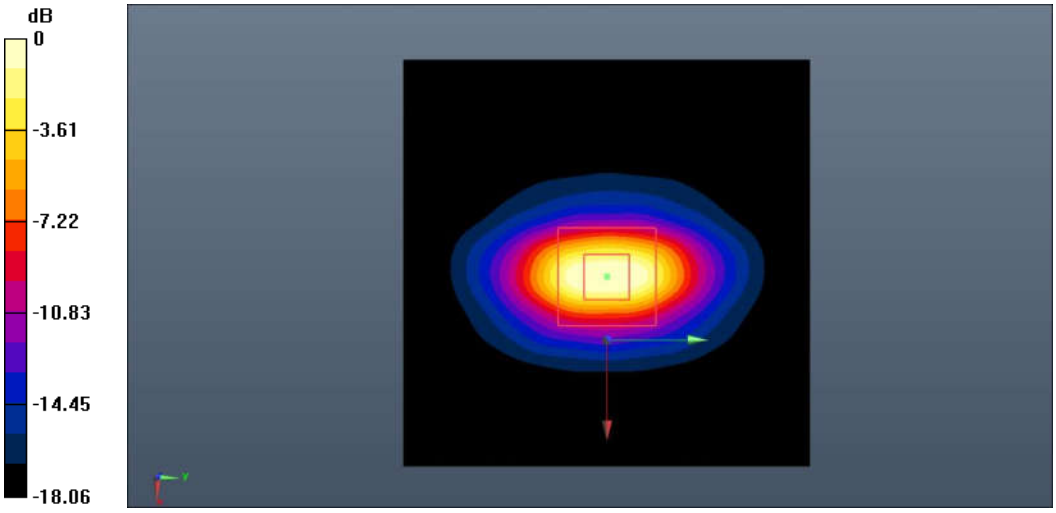

0 dB = 12.7 W/kg = 11.04 dB W/kg

Fig.B.6. Validation 1900MHz 250mW

©Copyright. All rights reserved by SAICT

2450MHz
Date: 2022-12-17
Electronics: DAE4 Sn1527
Medium: Head 2450MHz
Medium parameters used: f = 2450 MHz; σ = 1.833 S/m; ε_r = 38.451; ρ = 1000 kg/m^3
Communication System: CW_TMC Frequency: 2450 MHz Duty Cycle: 1:1
Probe: EX3DV4 - SN7621 ConvF (8.17, 8.17, 8.17)

System Validation/Area Scan (81x121x1): Interpolated grid: dx=1.000 mm, dy=1.000 mm
Reference Value = 92.458 V/m; Power Drift = 0.02 dB
SAR(1 g) = 13.6 W/kg; SAR(10 g) = 6.12 W/kg
Maximum value of SAR (interpolated) = 15.7 W/kg

System Validation/Zoom Scan (7x7x7)/Cube0: Measurement grid: dx=5mm, dy=5mm, dz=5mm
Reference Value = 92.458 V/m; Power Drift = 0.02 dB
Peak SAR (extrapolated) = 37.3 W/kg
SAR(1 g) = 13.8 W/kg; SAR(10 g) = 6.16 W/kg
Maximum value of SAR (measured) = 16.0 W/kg

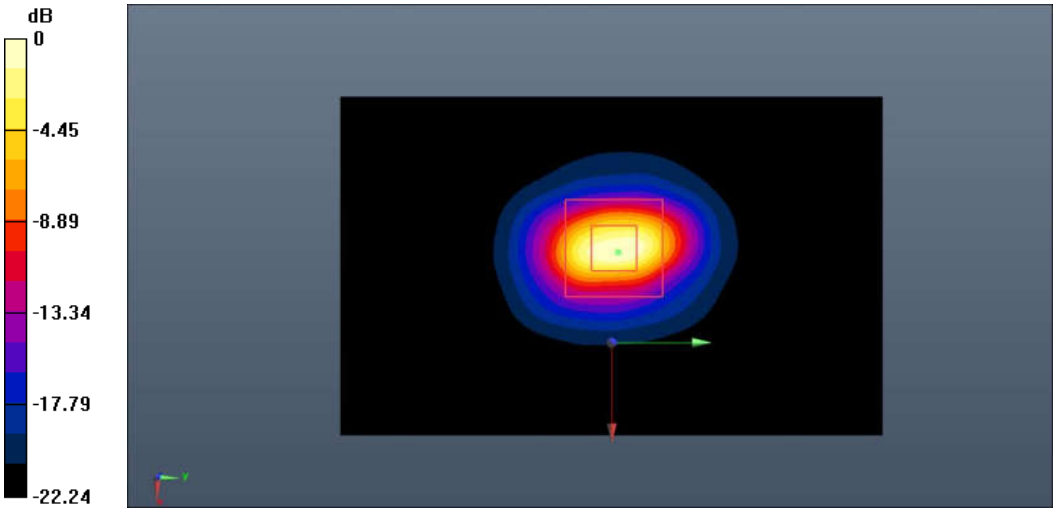

0 dB = 16.0 W/kg = 12.04 dB W/kg

Fig.B.7. Validation 2450MHz 250mW

©Copyright. All rights reserved by SAICT

2550MHz
Date: 2022-12-24
Electronics: DAE4 Sn1527
Medium: Head 2550MHz
Medium parameters used: f = 2550 MHz; σ = 1.954 S/m; ε_r = 38.282; ρ = 1000 kg/m^3
Communication System: CW_TMC Frequency: 2550 MHz Duty Cycle: 1:1
Probe: EX3DV4 - SN7621 ConvF (8.17, 8.17, 8.17)

System Validation/Area Scan (91x91x1): Interpolated grid: dx=1.000 mm, dy=1.000 mm
Reference Value = 94.156 V/m; Power Drift = 0.12 dB
SAR(1 g) = 14.3 W/kg; SAR(10 g) = 6.35 W/kg
Maximum value of SAR (interpolated) = 16.2 W/kg

System Validation/Zoom Scan (7x7x7)/Cube0: Measurement grid: dx=5mm, dy=5mm, dz=5mm
Reference Value = 94.156 V/m; Power Drift = 0.12 dB
Peak SAR (extrapolated) = 39.2 W/kg
SAR(1 g) = 14.6 W/kg; SAR(10 g) = 6.48 W/kg
Maximum value of SAR (measured) = 16.5 W/kg

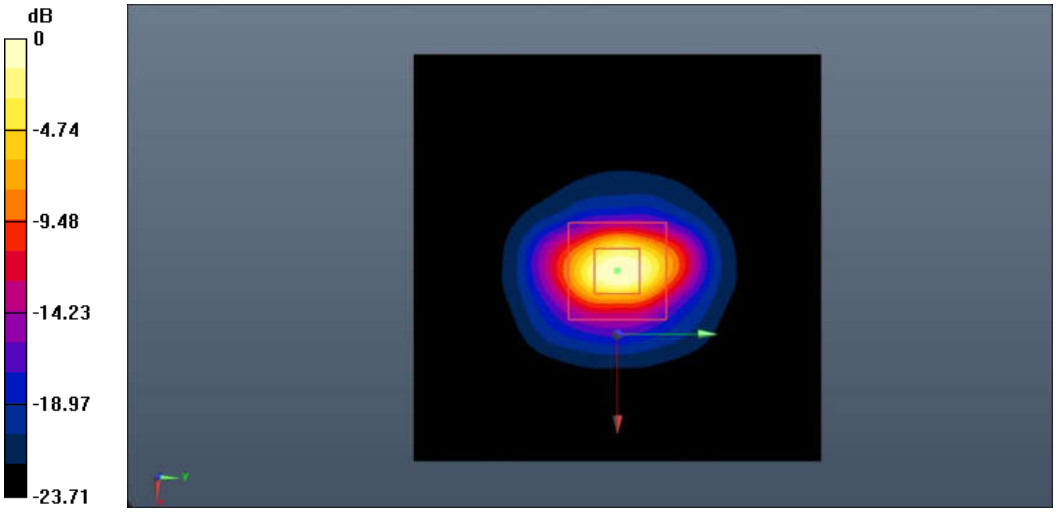

0 dB = 16.5 W/kg = 12.17 dB W/kg

Fig.B.8. Validation 2550MHz 250mW

©Copyright. All rights reserved by SAICT

2550MHz
Date: 2022-12-27
Electronics: DAE4 Sn1527
Medium: Head 2550MHz
Medium parameters used: f = 2550 MHz; σ = 1.939 S/m; ε_r = 38.026; ρ = 1000 kg/m^3
Communication System: CW_TMC Frequency: 2550 MHz Duty Cycle: 1:1
Probe: EX3DV4 - SN7621 ConvF (8.17, 8.17, 8.17)

System Validation/Area Scan (91x91x1): Interpolated grid: dx=1.000 mm, dy=1.000 mm
Reference Value = 92.769 V/m; Power Drift = 0.07 dB
SAR(1 g) = 14.1 W/kg; SAR(10 g) = 6.15 W/kg
Maximum value of SAR (interpolated) = 16.0 W/kg

System Validation/Zoom Scan (7x7x7)/Cube0: Measurement grid: dx=5mm, dy=5mm, dz=5mm
Reference Value = 92.769 V/m; Power Drift = 0.07 dB
Peak SAR (extrapolated) = 38.3 W/kg
SAR(1 g) = 14.3 W/kg; SAR(10 g) = 6.39 W/kg
Maximum value of SAR (measured) = 16.2 W/kg

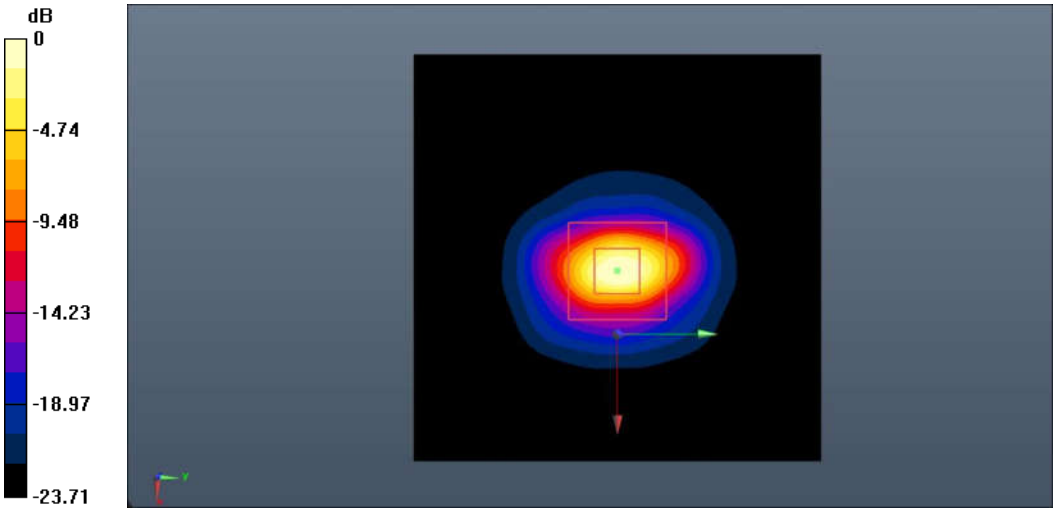

0 dB = 16.2 W/kg = 12.10 dB W/kg

Fig.B.9. Validation 2550MHz 250mW

©Copyright. All rights reserved by SAICT

5250MHz
Date: 2022-12-18
Electronics: DAE4 Sn1527
Medium: Head 5250MHz
Medium parameters used: f = 5250 MHz; σ = 4.658 S/m; ε_r = 36.464; ρ = 1000 kg/m^3
Communication System: CW_TMC Frequency: 5250 MHz Duty Cycle: 1:1
Probe: EX3DV4 - SN7621 ConvF (5.98, 5.98, 5.98)

System Validation/Area Scan (61x91x1): Interpolated grid: dx=1.000 mm, dy=1.000 mm
Reference Value = 65.852 V/m; Power Drift = -0.06 dB
SAR(1 g) = 7.95 W/kg; SAR(10 g) = 2.27 W/kg
Maximum value of SAR (interpolated) = 9.91 W/kg

System Validation/Zoom Scan (8x8x21)/Cube0: Measurement grid: dx=4mm, dy=4mm, dz=1.4mm
Reference Value = 65.852 V/m; Power Drift = -0.06 dB
Peak SAR (extrapolated) = 25.5 W/kg
SAR(1 g) = 7.78 W/kg; SAR(10 g) = 2.24 W/kg
Maximum value of SAR (measured) = 9.83 W/kg

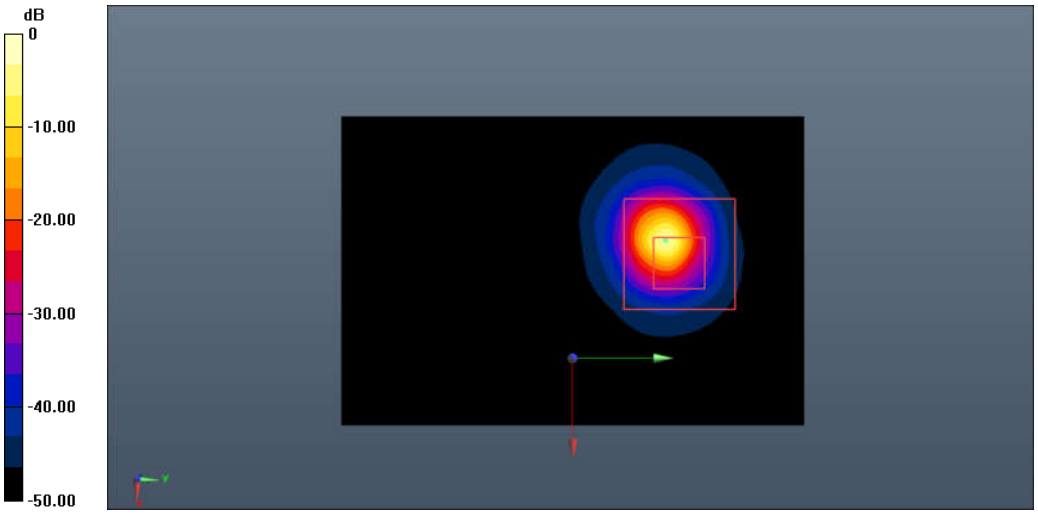

0 dB = 9.83 W/kg = 9.93 dB W/kg

Fig.B.10. Validation 5250MHz 100mW

©Copyright. All rights reserved by SAICT

5600MHz
Date: 2022-12-18
Electronics: DAE4 Sn1527
Medium: Head 5600MHz
Medium parameters used: f = 5600 MHz; σ = 5.187 S/m; ε_r = 34.791; ρ = 1000 kg/m^3
Communication System: CW_TMC Frequency: 5600 MHz Duty Cycle: 1:1
Probe: EX3DV4 - SN7621 ConvF (5.47, 5.47, 5.47)

System Validation/Area Scan (61x91x1): Interpolated grid: dx=1.000 mm, dy=1.000 mm
Reference Value = 67.655 V/m; Power Drift = 0.09 dB
SAR(1 g) = 8.29 W/kg; SAR(10 g) = 2.37 W/kg
Maximum value of SAR (interpolated) = 10.1 W/kg

System Validation/Zoom Scan (8x8x21)/Cube0: Measurement grid: dx=4mm, dy=4mm, dz=1.4mm
Reference Value = 67.655 V/m; Power Drift = 0.09 dB
Peak SAR (extrapolated) = 27.3 W/kg
SAR(1 g) = 8.53 W/kg; SAR(10 g) = 2.41 W/kg
Maximum value of SAR (measured) = 10.4 W/kg

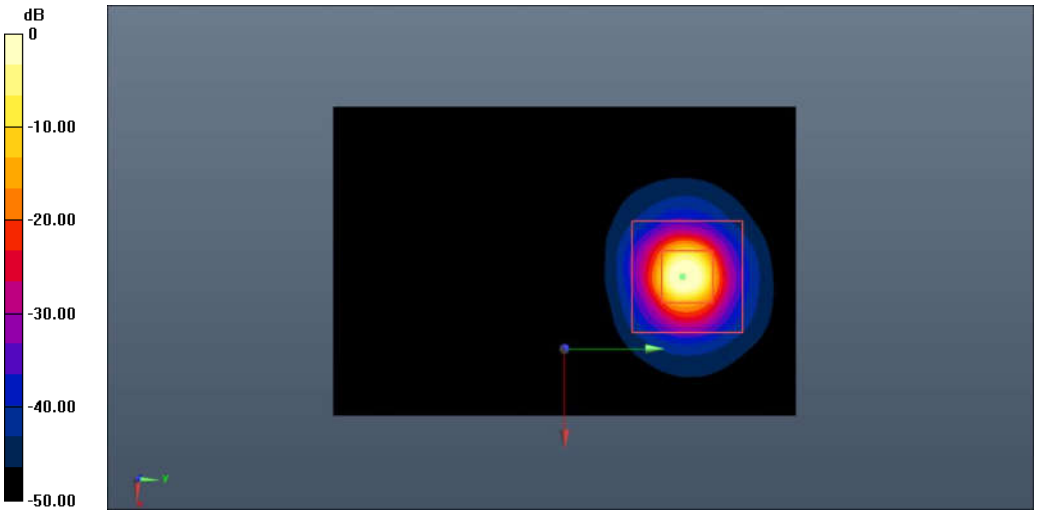

0 dB = 10.4 W/kg = 10.17 dB W/kg

Fig.B.11. Validation 5600MHz 100mW

©Copyright. All rights reserved by SAICT

5750MHz
Date: 2022-12-18
Electronics: DAE4 Sn1527
Medium: Head 5750MHz
Medium parameters used: f = 5750 MHz; σ = 5.114 S/m; ε_r = 35.822; ρ = 1000 kg/m^3
Communication System: CW_TMC Frequency: 5750 MHz Duty Cycle: 1:1
Probe: EX3DV4 - SN7621 ConvF (5.40, 5.40, 5.40)

System Validation/Area Scan (61x91x1): Interpolated grid: dx=1.000 mm, dy=1.000 mm
Reference Value = 64.079 V/m; Power Drift = -0.08 dB
SAR(1 g) = 7.77 W/kg; SAR(10 g) = 2.19 W/kg
Maximum value of SAR (interpolated) = 9.83 W/kg

System Validation/Zoom Scan (8x8x21)/Cube0: Measurement grid: dx=4mm, dy=4mm, dz=1.4mm
Reference Value = 64.079 V/m; Power Drift = -0.08 dB
Peak SAR (extrapolated) = 24.1 W/kg
SAR(1 g) = 7.66 W/kg; SAR(10 g) = 2.18 W/kg
Maximum value of SAR (measured) = 9.77 W/kg

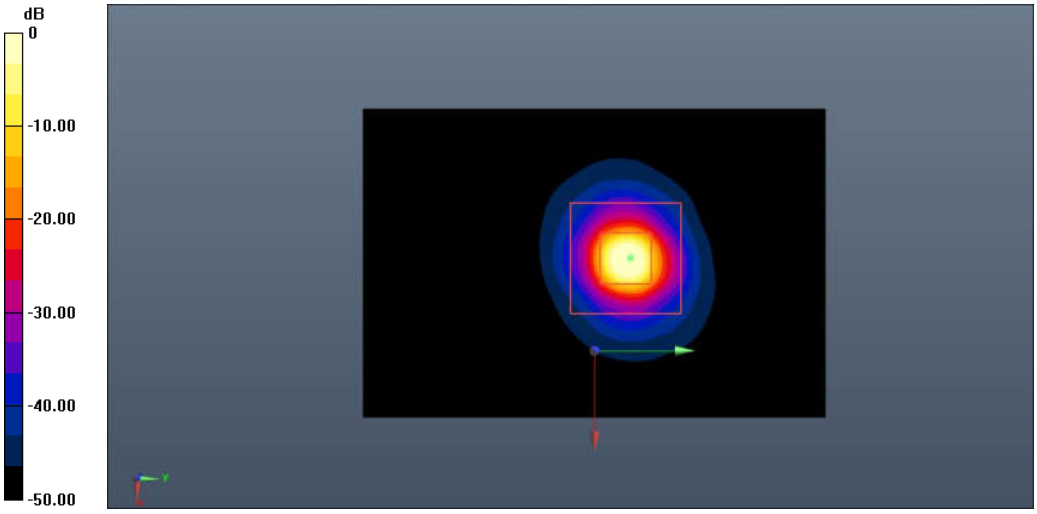

0 dB = 9.77 W/kg = 9.90 dB W/kg

Fig.B.12. Validation 5750MHz 100mW

©Copyright. All rights reserved by SAICT

ANNEX C: SAR Measurement Setup

C.1. Measurement Set-up

DASY5 system for performing compliance tests is illustrated above graphically. This system consists of the following items:

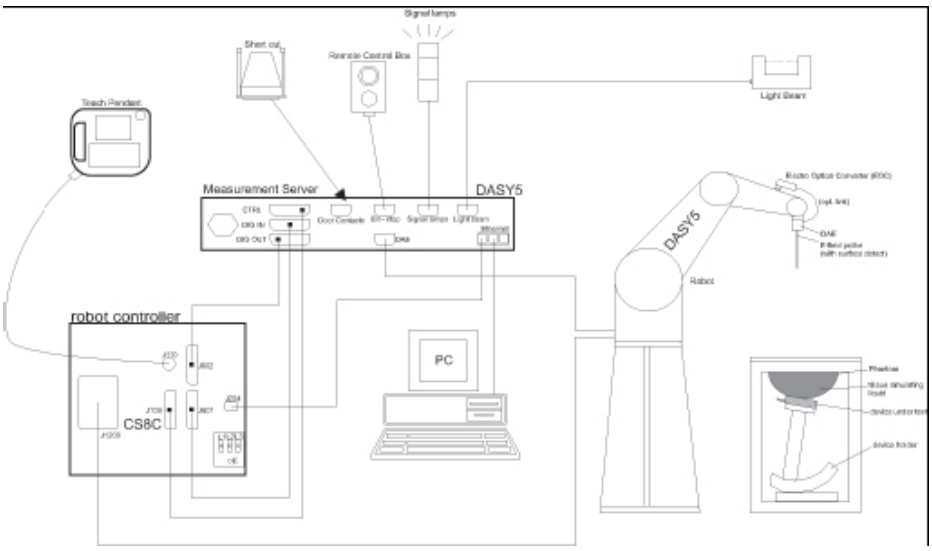

Picture C.1 SAR Lab Test Measurement Set-up

- A standard high precision 6-axis robot (Stäubli TX=RX family) with controller, teach pendant and software. An arm extension for accommodating the data acquisition electronics (DAE).
- An isotropic field probe optimized and calibrated for the targeted measurement.
- A data acquisition electronics (DAE) which performs the signal amplification, signal multiplexing, AD-conversion, offset measurements, mechanical surface detection, collision detection, etc. The unit is battery powered with standard or rechargeable batteries. The signal is optically transmitted to the EOC.
- The Electro-optical converter (EOC) performs the conversion from optical to electrical signals for the digital communication to the DAE. To use optical surface detection, a special version of the EOC is required. The EOC signal is transmitted to the measurement server.
- The function of the measurement server is to perform the time critical tasks such as signal filtering, control of the robot operation and fast movement interrupts.
- The Light Beam used is for probe alignment. This improves the (absolute) accuracy of the probe positioning.
- A computer running WinXP and the DASY5 software.
- Remote control and teach pendant as well as additional circuitry for robot safety such as
- warning lamps, etc.
- The phantom, the device holder and other accessories according to the targeted measurement.

©Copyright. All rights reserved by SAICT

C.2. DASY5 E-field Probe System

The SAR measurements were conducted with the dosimetric probe designed in the classical triangular configuration and optimized for dosimetric evaluation. The probe is constructed using the thick film technique; with printed resistive lines on ceramic substrates. The probe is equipped with an optical multifiber line ending at the front of the probe tip. It is connected to the EOC box on the robot arm and provides an automatic detection of the phantom surface. Half of the fibers are connected to a pulsed infrared transmitter, the other half to a synchronized receiver. As the probe approaches the surface, the reflection from the surface produces a coupling from the transmitting to the receiving fibers. This reflection increases first during the approach, reaches maximum and then decreases. If the probe is flatly touching the surface, the coupling is zero. The distance of the coupling maximum to the surface is independent of the surface reflectivity and largely independent of the surface to probe angle. The DASY5 software reads the reflection durning a software approach and looks for the maximum using 2ndord curve fitting. The approach is stopped at reaching the maximum.

Probe Specifications:

Model: ES3DV3, EX3DV4
Frequency 10MHz — 6.0GHz(EX3DV4)
Range: 10MHz — 4GHz(ES3DV3)
Calibration: In head and body simulating tissue at Frequencies from 835 up to 5800MHz
Linearity: ± 0.2 dB(30 MHz to 6 GHz) for EX3DV4
± 0.2 dB(30 MHz to 4 GHz) for ES3DV3
Dynamic Range: 10 mW/kg — 100W/kg
Probe Length: 330 mm
Probe Tip Length: 20 mm
Body Diameter: 12 mm
Tip Diameter: 2.5 mm (3.9 mm for ES3DV3)
Tip-Center: 1 mm (2.0mm for ES3DV3)
Application: SAR Dosimetry Testing
Compliance tests of mobile phones
Dosimetry in strong gradient fields

Picture C.2 Near-field Probe

Picture C.3 E-field Probe

©Copyright. All rights reserved by SAICT

C.3. E-field Probe Calibration

Each E-Probe/Probe Amplifier combination has unique calibration parameters. A TEM cell calibration procedure is conducted to determine the proper amplifier settings to enter in the probe parameters. The amplifier settings are determined for a given frequency by subjecting the probe to a known E-field density (1 mW/cm^2) using an RF Signal generator, TEM cell, and RF Power Meter.

The free space E-field from amplified probe outputs is determined in a test chamber. This calibration can be performed in a TEM cell if the frequency is below 1 GHz and inn a waveguide or other methodologies above 1 GHz for free space. For the free space calibration, the probe is placed in the volumetric center of the cavity and at the proper orientation with the field. The probe is then rotated 360 degrees until the three channels show the maximum reading. The power density readings equates to 1 mW/ cm^2.

E-field temperature correlation calibration is performed in a flat phantom filled with the appropriate simulated brain tissue. The E-field in the medium correlates with the temperature rise in the dielectric medium. For temperature correlation calibration a RF transparent thermistor-based temperature probe is used in conjunction with the E-field probe.

$$SAR = C\frac{\Delta T}{\Delta t}$$

Where:

Δt = Exposure time (30 seconds),

C = Heat capacity of tissue (brain or muscle),

ΔT = Temperature increase due to RF exposure.

$$SAR = \frac{|E|^2 \cdot \sigma}{\rho}$$

Where:

σ = Simulated tissue conductivity,

ρ = Tissue density (kg/m^3).

©Copyright. All rights reserved by SAICT

C.4. Other Test Equipment

C.4.1. Data Acquisition Electronics (DAE)

The data acquisition electronics consist of a highly sensitive electrometer-grade preamplifier with auto-zeroing, a channel and gain-switching multiplexer, a fast 16 bit AD-converter and a command decoder with a control logic unit. Transmission to the measurement server is accomplished through an optical downlink for data and status information, as well as an optical uplink for commands and the clock.

The mechanical probe mounting device includes two different sensor systems for frontal and sideways probe contacts. They are used for mechanical surface detection and probe collision detection.

The input impedance of the DAE is 200 MOhm; the inputs are symmetrical and floating. Common mode rejection is above 80 dB.

PictureC.4: DAE

C.4.2. Robot

The SPEAG DASY system uses the high precision robots (DASY5: RX160L) type from Stäubli SA (France). For the 6-axis controller system, the robot controller version from Stäubli is used. The Stäubli robot series have many features that are important for our application:

- High precision (repeatability 0.02mm)
- High reliability (industrial design)
- Low maintenance costs (virtually maintenance free due to direct drive gears; no belt drives)
- Jerk-free straight movements (brushless synchron motors; no stepper motors)
- Low ELF interference (motor control fields shielded via the closed metallic construction shields)

Picture C.5 DASY 5

©Copyright. All rights reserved by SAICT

C.4.3. Measurement Server

The Measurement server is based on a PC/104 CPU broad with CPU (DASY5: 400 MHz, Intel Celeron), chipdisk (DASY5:128MB), RAM (DASY5:128MB). The necessary circuits for communication with the DAE electronic box, as well as the 16 bit AD converter system for optical detection and digital I/O interface are contained on the DASY I/O broad, which is directly connected to the PC/104 bus of the CPU broad.

The measurement server performs all real-time data evaluation of field measurements and surface detection, controls robot movements and handles safety operation. The PC operating system cannot interfere with these time critical processes. All connections are supervised by a watchdog, and disconnection of any of the cables to the measurement server will automatically disarm the robot and disable all program-controlled robot movements. Furthermore, the measurement server is equipped with an expansion port which is reserved for future applications. Please note that this expansion port does not have a standardized pinout, and therefore only devices provided by SPEAG can be connected. Devices from any other supplier could seriously damage the measurement server.



Picture C.6 Server for DASY 5

C.4.4. Device Holder for Phantom

The SAR in the phantom is approximately inversely proportional to the square of the distance between the source and the liquid surface. For a source at 5mm distance, a positioning uncertainty of ±0.5mm would produce a SAR uncertainty of ±20%. Accurate device positioning is therefore crucial for accurate and repeatable measurements. The positions in which the devices must be measured are defined by the standards.

The DASY device holder is designed to cope with the different positions given in the standard. It has two scales for device rotation (with respect to the body axis) and device inclination (with respect to the line between the ear reference points). The rotation centers for both scales is the ear reference point (ERP). Thus the device needs no repositioning when changing the angles.

The DASY device holder is constructed of low-loss POM material having the following dielectric parameters: relative permittivity ε =3 and loss tangent δ =0.02. The amount of dielectric material has been reduced in the closest vicinity of the device, since measurements have suggested that the influence of the clamp on the test results could thus be lowered.

<Laptop Extension Kit>

The extension is lightweight and made of POM, acrylic glass and foam. It fits easily on the upper part of the Mounting Device in place of the phone positioner. The extension is fully compatible with the Twin-SAM and ELI phantoms.

©Copyright. All rights reserved by SAICT

Picture C.7-1: Device Holder

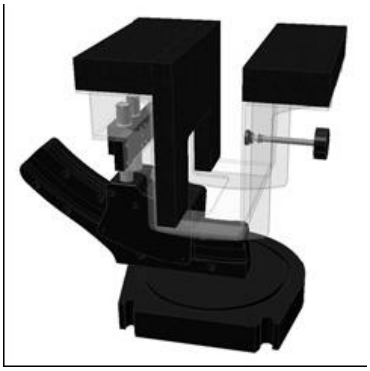

Picture C.7-2: Laptop Extension Kit

C.4.5. Phantom

The SAM Twin Phantom V4.0 is constructed of a fiberglass shell integrated in a table. The shape of the shell is based on data from an anatomical study designed to

Represent the 90th percentile of the population. The phantom enables the dissymmetric evaluation of SAR for both left and right handed handset usage, as well as body-worn usage using the flat phantom region. Reference markings on the Phantom allow the complete setup of all predefined phantom positions and measurement grids by manually teaching three points in the robot. The shell phantom has a 2mm shell thickness (except the ear region where shell thickness increases to 6 mm).

Shell Thickness: 2 ± 0. 2 mm
Filling Volume: Approx. 25 liters
Dimensions: 810 x l000 x 500 mm (H x L x W)
Available: Special

Picture C.8: SAM Twin Phantom

©Copyright. All rights reserved by SAICT

ANNEX D: Position of the wireless device in relation to the phantom

D.1. General considerations

This standard specifies two handset test positions against the head phantom – the “cheek” position and the “tilt” position.

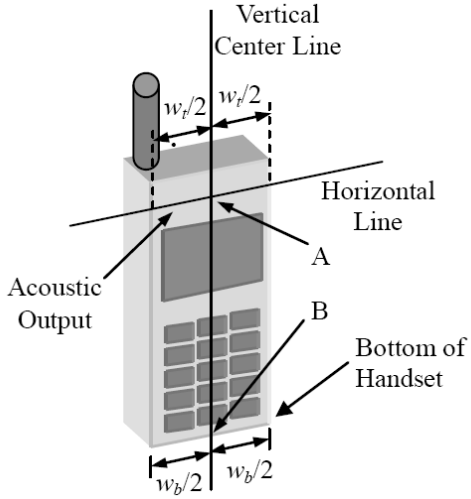

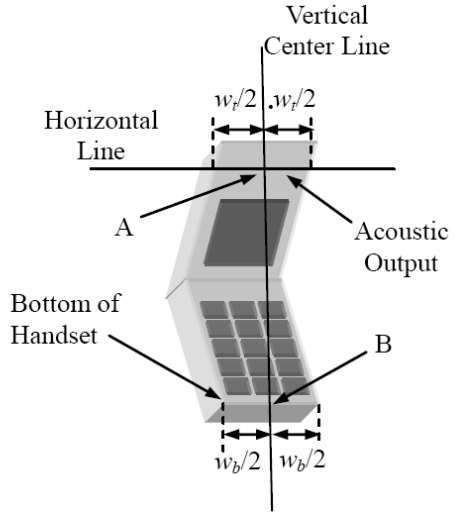

w_t	Width of the handset at the level of the acoustic
w_b	Width of the bottom of the handset
A	Midpoint of the width w_t of the handset at the level of the acoustic output
B	Midpoint of the width w_b of the bottom of the handset

Picture D.1-a Typical “fixed” case handset **Picture D.1-b Typical “clam-shell” case handset**

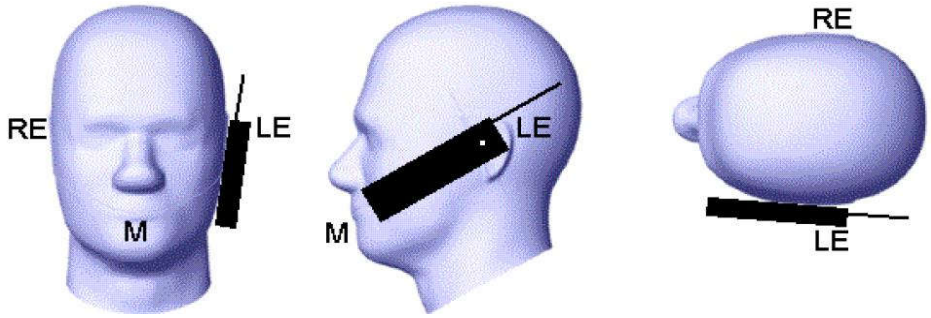

Picture D.2 Cheek position of the wireless device on the left side of SAM

©Copyright. All rights reserved by SAICT

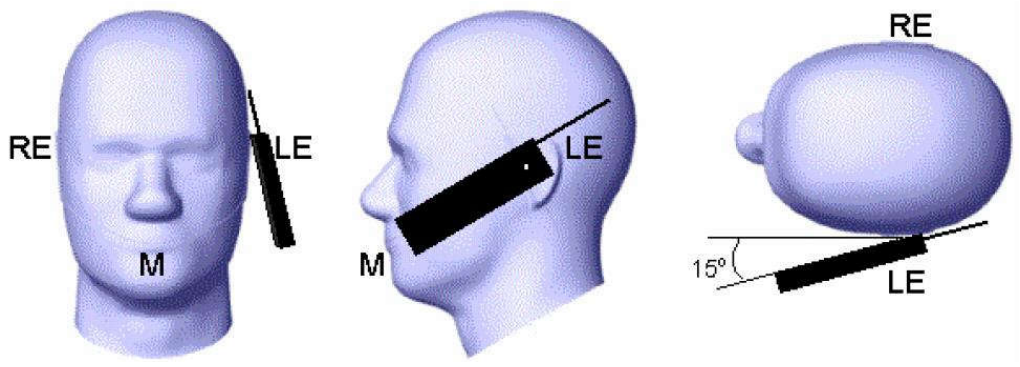

Picture D.3 Tilt position of the wireless device on the left side of SAM

D.2. Body-worn device

A typical example of a body-worn device is a mobile phone, wireless enabled PDA or other battery operated wireless device with the ability to transmit while mounted on a person's body using a carry accessory approved by the wireless device manufacturer.

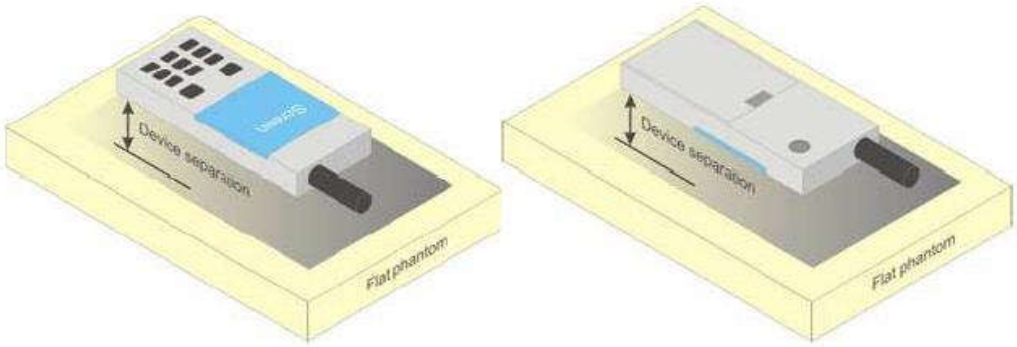

Picture D.4 Test positions for body-worn devices

D.3. Desktop device

A typical example of a desktop device is a wireless enabled desktop computer placed on a table or desk when used.

The DUT shall be positioned at the distance and in the orientation to the phantom that corresponds to the intended use as specified by the manufacturer in the user instructions. For devices that employ an external antenna with variable positions, tests shall be performed for all antenna positions specified. Picture 8.5 show positions for desktop device SAR tests. If the intended use is not specified, the device shall be tested directly against the flat phantom.

©Copyright. All rights reserved by SAICT

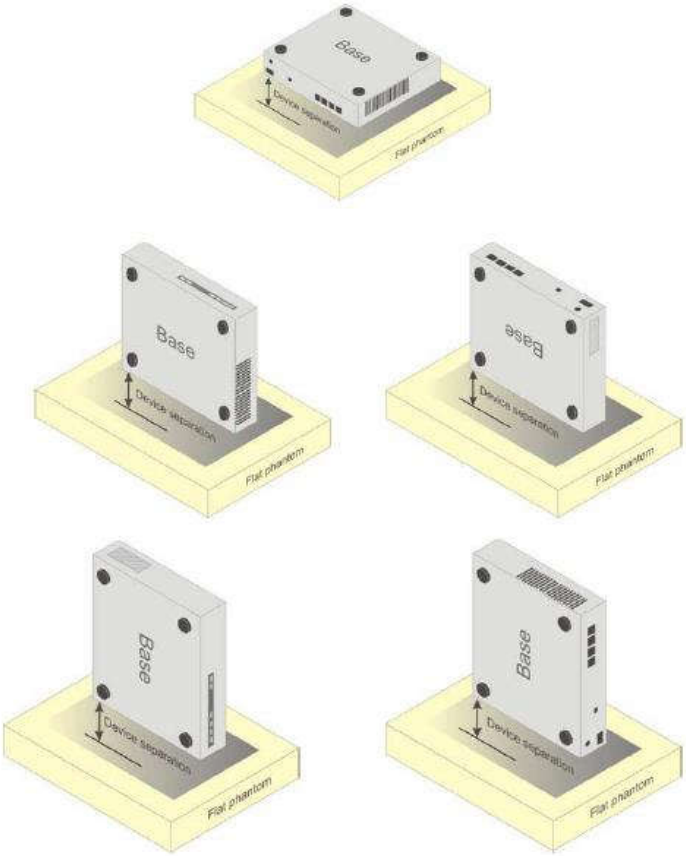

Picture D.5 Test positions for desktop devices

D.4. DUT Setup Photos

Picture D.6

©Copyright. All rights reserved by SAICT

ANNEX E: Equivalent Media Recipes

The liquid used for the frequency range of 700-6000 MHz consisted of water, sugar, salt, preventol, glycol monobutyl and Cellulose. The liquid has been previously proven to be suited for worst-case. The Table E.1 shows the detail solution. It's satisfying the latest tissue dielectric parameters requirements proposed by the IEEE 1528 and IEC 62209.

Table E.1: Composition of the Tissue Equivalent Matter

Frequency (MHz)	835	1750	1900	2450	2600	5200	5800
Water	41.45	55.242	55.242	58.79	58.79	65.53	66.10
Sugar	56.0	/	/	/	/	/	/
Salt	1.45	0.306	0.306	0.06	0.06		
Preventol	0.1	/	/	/	/	17.24	16.95
Cellulose	1.0	/	/	/	/	17.24	16.95
Glycol Monobutyl	/	44.452	44.452	41.15	41.15	/	/
Diethylenglycol monohexylether	/	/	/	/	/	/	/
Triton X-100	/	/	/	/	/	/	/
Dielectric Parameters Target Value	ε=41.5 σ=0.90	ε=40.08 σ=1.37	ε=40.0 σ=1.40	ε=39.20 σ=1.80	ε=39.01 σ=1.96	ε=35.99 σ=4.66	ε=35.30 σ=5.27

Note: There is a little adjustment respectively for 750, 5300 and 5600, based on the recipe of closest frequency in table E.1

©Copyright. All rights reserved by SAICT

ANNEX F: System Validation

The SAR system must be validated against its performance specifications before it is deployed. When SAR probes, system components or software are changed, upgraded or recalibrated, these must be validated with the SAR system(s) that operates with such components.

Table F.1: System Validation

Probe SN.	Liquid name (MHz)	Validation date	Frequency point	CW Validation	Modulation Signal Validation		
					Modulation Type	Duty Factor	PAR
7621	Head 750	2022-05-09	750MHz	Pass	N/A	N/A	N/A
7621	Head 835	2022-05-09	835MHz	Pass	GMSK	Pass	N/A
7621	Head 1750	2022-05-09	1750MHz	Pass	N/A	N/A	N/A
7621	Head 1900	2022-05-09	1900MHz	Pass	GMSK	Pass	N/A
7621	Head 2450	2022-05-08	2450MHz	Pass	OFDM/TDD	Pass	Pass
7621	Head 2550	2022-05-08	2550MHz	Pass	TDD	Pass	N/A
7621	Head 3500	2022-05-10	3500MHz	Pass	TDD	Pass	N/A
7621	Head 3700	2022-05-10	3700MHz	Pass	TDD	Pass	N/A
7621	Head 3900	2022-05-10	3900MHz	Pass	TDD	Pass	N/A
7621	Head 5250	2022-05-08	5250MHz	Pass	OFDM	N/A	Pass
7621	Head 5600	2022-05-08	5600MHz	Pass	OFDM	N/A	Pass
7621	Head 5750	2022-05-08	5750MHz	Pass	OFDM	N/A	Pass

©Copyright. All rights reserved by SAICT

ANNEX G: DAE Calibration Certificate

Calibration Laboratory of
Schmid & Partner
Engineering AG
Zeughausstrasse 43, 8004 Zurich, Switzerland

S Schweizerischer Kalibrierdienst
C Service suisse d'étalonnage
Servizio svizzero di taratura
S Swiss Calibration Service

Accredited by the Swiss Accreditation Service (SAS)
The Swiss Accreditation Service is one of the signatories to the EA Multilateral Agreement for the recognition of calibration certificates

Accreditation No.: SCS 0108

Client **Saict-SZ (Auden)**

Certificate No: DAE4-1527_Jun22

CALIBRATION CERTIFICATE

Object	DAE4 - SD 000 D04 BM - SN: 1527
Calibration procedure(s)	QA CAL-06.v30 Calibration procedure for the data acquisition electronics (DAE)
Calibration date:	June 21, 2022

This calibration certificate documents the traceability to national standards, which realize the physical units of measurements (SI). The measurements and the uncertainties with confidence probability are given on the following pages and are part of the certificate.

All calibrations have been conducted in the closed laboratory facility: environment temperature (22 ± 3)°C and humidity < 70%.

Calibration Equipment used (M&TE critical for calibration)

Primary Standards	ID #	Cal Date (Certificate No.)	Scheduled Calibration
Keithley Multimeter Type 2001	SN: 0810278	31-Aug-21 (No:31368)	Aug-22
Secondary Standards	**ID #**	**Check Date (in house)**	**Scheduled Check**
Auto DAE Calibration Unit	SE UWS 053 AA 1001	24-Jan-22 (in house check)	In house check: Jan-23
Calibrator Box V2.1	SE UMS 006 AA 1002	24-Jan-22 (in house check)	In house check: Jan-23

	Name	Function	Signature
Calibrated by:	Adrian Gehring	Laboratory Technician	
Approved by:	Sven Kühn	Technical Manager	i.V.

Issued: June 21, 2022

This calibration certificate shall not be reproduced except in full without written approval of the laboratory.

Certificate No: DAE4-1527_Jun22 Page 1 of 5

©Copyright. All rights reserved by SAICT