TEST REPORT

Applicant:	Realme Chongqing Mobile Telecommunications Corp., Ltd.
Address:	No.178 Yulong Avenue, Yufengshan, Yubei District, Chongqing, China
Equipment Type:	Mobile Phone
Model Name:	RMX3785
Brand Name:	realme
FCC ID:	2AUYFRMX3785
Test Standard:	47 CFR Part 2 (Others refer to chapter 3.1)
Sample Arrival Date:	May 18, 2023
Test Date:	May 19, 2023 - Jun. 07, 2023
Date of Issue:	Jul. 21, 2023

ISSUED BY:

Shenzhen BALUN Technology Co., Ltd.

Tested by: Jiamin Lu **Checked by:** Wu Huihui **Approved by:** Tolan Tu

(Testing Director)

Revision History

Version	Issue Date	Revisions Content
Rev. 01	Jul. 21, 2023	Initial Issue

TABLE OF CONTENTS

1 GENERAL INFORMATION 4
1.1 Test Laboratory 4
1.2 Test Location 4
2 PRODUCT INFORMATION 5
2.1 Applicant Information 5
2.2 Manufacturer Information 5
2.3 Factory Information 5
2.4 General Description for Equipment under Test (EUT) 5
2.5 Technical Information 6
3 SUMMARY OF TEST RESULTS 10
3.1 Test Standards 10
3.2 Test Verdict 11
4 GENERAL TEST CONFIGURATIONS 13
4.1 Test Environments 13
4.2 Test Equipment List 13
4.3 Test Configurations 15
4.4 Test Setup 28
5 TEST ITEMS 30
5.1 Transmitter Radiated Power (EIRP/ERP) 30
5.2 Peak to Average Ratio 34
5.3 Occupied Bandwidth 36
5.4 Frequency Stability 38
5.5 Spurious Emission at Antenna Terminals 40
5.6 Band Edge 44
5.7 Field Strength of Spurious Radiation 48

ANNEX A TEST RESULTS 53
A.1 Transmitter Radiated Power (EIRP/ERP) 53
A.2 Peak to Average Ratio 164
A.3 Occupied Bandwidth 173
A.4 Frequency Stability 194
A.5 Spurious Emission at Antenna Terminals 222
A.6 Band Edge 241
A.7 Field Strength of Spurious Radiation 264
ANNEX B TEST SETUP PHOTOS 275
ANNEX C EUT EXTERNAL PHOTOS 275
ANNEX D EUT INTERNAL PHOTOS 275

1 GENERAL INFORMATION

1.1 Test Laboratory

Name	Shenzhen BALUN Technology Co., Ltd.
Address	Block B, 1/F, Baisha Science and Technology Park, Shahe Xi Road, Nanshan District, Shenzhen, Guangdong Province, P. R. China
Phone Number	+86 755 6685 0100

1.2 Test Location

Name	Shenzhen BALUN Technology Co., Ltd.
Location	☑ Block B, 1/F, Baisha Science and Technology Park, Shahe Xi Road, Nanshan District, Shenzhen, Guangdong Province, P. R. China
	☐ 1/F, Building B, Ganghongji High-tech Intelligent Industrial Park, No. 1008, Songbai Road, Yangguang Community, Xili Sub-district, Nanshan District, Shenzhen, Guangdong Province, P. R. China
Accreditation Certificate	The laboratory is a testing organization accredited by FCC as a accredited testing laboratory. The designation number is CN1196.

2 PRODUCT INFORMATION

2.1 Applicant Information

Applicant	Realme Chongqing Mobile Telecommunications Corp., Ltd.
Address	No.178 Yulong Avenue, Yufengshan, Yubei District, Chongqing, China

2.2 Manufacturer Information

Manufacturer	Realme Chongqing Mobile Telecommunications Corp., Ltd.
Address	No.178 Yulong Avenue, Yufengshan, Yubei District, Chongqing, China

2.3 Factory Information

Factory	N/A
Address	N/A

2.4 General Description for Equipment under Test (EUT)

EUT Name	Mobile Phone
Model Name Under Test	RMX3785
Series Model Name	N/A
Description of Model name differentiation	N/A
Hardware Version	11
Software Version	realme UI 4.0
Dimensions (Approx.)	165.66*75.98*7.94mm
Weight (Approx.)	189.2 g
EUT ID	S01, S05, S07, S08, S09, S19, S20, S29
IMEI Number	S01: IMEI1: 865046060034573, IMEI2: 865046060034565
	S05: IMEI1: 868006060019773, IMEI2: 868006060019765
	S07: IMEI1: 868006060019757, IMEI2: 868006060019740
	S08: IMEI1: 868006060019732, IMEI2: 868006060019724
	S09: IMEI1: 868006060019799, IMEI2: 868006060019781
	S19: IMEI1: 865046060054472, IMEI2: 865046060054464
	S20: IMEI1: 865046060054837, IMEI2: 865046060054829
	S29: IMEI1: 865046060053359

2.5 Technical Information

All Network and Wireless connectivity for EUT	2G Network GSM/GPRS/EDGE 850/1900 MHz 3G Network WCDMA/HSDPA/HSUPA Band 2/4/5 4G Network LTE FDD Band 2/4/5/7/12/13/17/26/66 LTE TDD Band 38/41 LTE CA Uplink (UL): CA_7C, CA_38C, CA_41C 5G Network SA: NR n5/n7/n38/n41/n66 NSA(EN-DC): DC_2A_n7A, DC_2A_n38A, DC_2A_n41A, DC_2A_n66A, DC_4A_n7A, DC_4A_n38A, DC_5A_n7A, DC_5A_n38A, DC_5A_n66A, DC_7A_n66A, DC_26A_n41A, DC_41A_n41A, DC_66A_n5A, DC_66A_n7A, DC_66A_n38A, DC_66A_n41A Bluetooth (BR+EDR+BLE) 2.4G WIFI 802.11b, 802.11g, 802.11n(HT20/40), VHT20/40 5G WIFI 802.11a, 802.11n(HT20/40), 802.11ac(VHT20/40/80) U-NII-1/2A/2C/3, GPS, GLONASS, BDS, Galileo, NFC
About the Product	The equipment is Mobile Phone, intended for used with information technology equipment.
Note 1: The EUT is a mobile phone, supporting dual SIM card slots under the same transceiver. Both SIM card slots support GSM, WCDMA, LTE and NR. And both SIM card slots share the same transceiver, so only SIM1 is tested in this report.	

The following is the technical information of the EUT tested frequency bands in this report:

Operating Bands	GSM/GPRS/EGPRS 850/1900 MHz WCDMA/HSDPA/HSUPA Band 2/4/5 FDD LTE Band 2/4/5/7/12/13/17/26/66 TDD LTE Band 38/41 CA_7C, CA_38C, CA_41C SA: n5/n7/n38/n41/n66 NSA(EN-DC): DC_2A_n7A, DC_2A_n38A, DC_2A_n41A, DC_2A_n66A, DC_4A_n7A, DC_4A_n38A, DC_5A_n7A, DC_5A_n38A, DC_5A_n66A, DC_7A_n66A, DC_26A_n41A, DC_41A_n41A, DC_66A_n5A, DC_66A_n7A, DC_66A_n38A, DC_66A_n41A	
Modulation Type	GSM/GPRS	GMSK
	EGPRS	8PSK
	WCDMA	QPSK
	HSDPA /HSUPA	QPSK
		16QAM

	LTE	QPSK
		16QAM
		64QAM
	NR	CP-OFDM: QPSK / 16QAM / 64QAM / 256QAM
		DFT-s-OFDM: PI/2 BPSK / QPSK / 16QAM / 64QAM / 256QAM
Multislot Class	GPRS/EGPRS: 12	
Antenna Type	PIFA Antenna	
Antenna Gain	GSM/GPRS/EGPRS 850: -4.80 dBi(ANT0), -5.01 dBi(ANT1) GSM/GPRS/EGPRS 1900: -2.17 dBi(ANT0), -3.01 dBi(ANT1) WCDMA/HSDPA/HSUPA Band 2: -2.17 dBi(ANT0), -3.01 dBi(ANT1) WCDMA/HSDPA/HSUPA Band 4: -2.88 dBi(ANT0), -4.81 dBi(ANT1) WCDMA/HSDPA/HSUPA Band 5: -4.80 dBi(ANT0), -5.01 dBi(ANT1) FDD LTE Band 2: -2.17 dBi(ANT0), -3.01 dBi(ANT1) FDD LTE Band 4: -2.88 dBi(ANT0), -4.81 dBi(ANT1), -7.24 dBi(ANT4) FDD LTE Band 5: -4.80 dBi(ANT0), -5.01 dBi(ANT1) FDD LTE Band 7: -1.56 dBi(ANT0), -0.04 dBi(ANT1), -4.15 dBi(ANT4) FDD LTE Band 12: -5.53 dBi(ANT0), -6.75 dBi(ANT1) FDD LTE Band 13: -6.93 dBi(ANT0), -7.32 dBi(ANT1) FDD LTE Band 17: -5.53 dBi(ANT0), -6.75 dBi(ANT1) FDD LTE Band 26: -4.80 dBi(ANT0), -5.01dBi(ANT1) FDD LTE Band 66: -2.88 dBi(ANT0), -4.68 dBi(ANT1), -6.19 dBi(ANT4) TDD LTE Band 38: -1.89 dBi(ANT0), 1.02 dBi(ANT1), -4.15 dBi(ANT4) TDD LTE Band 41: -1.56 dBi(ANT0), 1.02 dBi(ANT1), -4.15 dBi(ANT4) CA_7C: -1.56 dBi(ANT0), -0.04 dBi(ANT1), -4.15dBi (ANT4) CA_38C: -1.89 dBi(ANT0), 1.02 dBi(ANT1), -4.15 dBi(ANT4) CA_41C: -1.56 dBi(ANT0), 1.02 dBi(ANT1), -4.15 dBi(ANT4) FDD NR Band n5: -4.80 dBi(ANT0), -5.01 dBi(ANT1) FDD NR Band n7: -1.56 dBi(ANT0), -0.04 dBi(ANT1), -4.15 dBi(ANT4) FDD NR Band n66: -2.88 dBi(ANT0), -4.68 dBi(ANT1), -6.19 dBi(ANT4) TDD NR Band n38: -1.89 dBi(ANT0), 1.02 dBi(ANT1), -4.15 dBi(ANT4) TDD NR Band n41: -1.56 dBi(ANT0), 1.02 dBi(ANT1), -4.15 dBi(ANT4)	
The Max RF Output Power (EIRP/ERP)	GSM/GPRS/EGPRS 850: 25.82 dBm GSM/GPRS/EGPRS 1900: 27.62 dBm WCDMA/HSDPA/HSUPA Band 2: 21.52 dBm	

	WCDMA/HSDPA/HSUPA Band 4: 20.29 dBm WCDMA/HSDPA/HSUPA Band 5: 16.99 dBm FDD LTE Band 2: 20.78 dBm FDD LTE Band 4: 19.81 dBm FDD LTE Band 5: 16.88 dBm FDD LTE Band 7: 22.94 dBm FDD LTE Band 12: 15.91 dBm FDD LTE Band 13: 14.60 dBm FDD LTE Band 17: 15.95 dBm FDD LTE Band 26 (part22): 16.39 dBm FDD LTE Band 26 (part90): 16.25 dBm FDD LTE Band 66: 20.33 dBm TDD LTE Band 38: 24.46 dBm TDD LTE Band 41: 24.85 dBm CA_7C: 22.56 dBm CA_38C: 24.20 dBm CA_41C: 24.65 dBm FDD NR Band n5: 16.00 dBm FDD NR Band n7: 22.67 dBm FDD NR Band n66: 19.83 dBm TDD NR Band n38: 24.18 dBm TDD NR Band n41: 24.22 dBm DC_2A_n7A: 23.52 dBm DC_2A_n38A: 24.14 dBm DC_2A_n41A: 24.08 dBm DC_2A_n66A: 20.59 dBm DC_4A_n7A: 23.51 dBm DC_4A_n38A: 24.13 dBm DC_5A_n7A: 23.55 dBm DC_5A_n38A: 24.13 dBm DC_5A_n66A: 20.57 dBm DC_7A_n66A: 20.58 dBm DC_26A_n41A: 24.09 dBm DC_41A_n41A: 24.33 dBm DC_66A_n5A: 18.03 dBm DC_66A_n7A: 23.55 dBm DC_66A_n38A: 24.12 dBm DC_66A_n41A: 24.13 dBm
SCS and Channel Bandwidths	n5_SCS 15kHz: 5MHz, 10MHz, 15MHz, 20MHz, 25MHz n7_SCS 15kHz: 5MHz, 10MHz, 15MHz, 20MHz, 25MHz, 30MHz, 35MHz, 40MHz, 50MHz n66_SCS 15kHz: 5MHz, 10MHz, 15MHz, 20MHz, 25MHz, 30MHz, 35MHz, 40MHz, 45MHz n38_SCS 30kHz: 10MHz, 15MHz, 20MHz, 25MHz, 30MHz, 40MHz

			n41_SCS 30kHz: 10MHz, 15MHz, 20MHz, 25MHz, 35MHz, 40MHz, 45MHz, 50MHz, 60MHz, 70MHz, 80MHz, 90MHz, 100MHz	
Band	Power Class		Tx Frequency Range	Rx Frequency Range
	GMSK	GMSK		
GSM850	4	E2	824 MHz ~ 849 MHz	869 MHz ~ 894 MHz
GSM1900	1	E2	1850 MHz ~ 1910 MHz	1930 MHz ~ 1990 MHz
WCDMA B2	3		1850 MHz ~ 1910 MHz	1930 MHz ~ 1990 MHz
WCDMA B4	3		1710 MHz ~ 1755 MHz	2110 MHz ~ 2155 MHz
WCDMA B5	3		824 MHz ~ 849 MHz	869 MHz ~ 894 MHz
LTE B2	3		1850 MHz ~ 1910 MHz	1930 MHz ~ 1990 MHz
LTE B4	3		1710 MHz ~ 1755 MHz	2110 MHz ~ 2155 MHz
LTE B5	3		824 MHz ~ 849 MHz	869 MHz ~ 894 MHz
LTE B7	3		2500 MHz ~ 2570 MHz	2620 MHz ~ 2690 MHz
LTE B12	3		699 MHz ~ 716 MHz	729 MHz ~ 746 MHz
LTE B13	3		777 MHz ~ 787 MHz	746 MHz ~ 756 MHz
LTE B17	3		704 MHz ~ 716 MHz	734 MHz ~ 746 MHz
LTE B26	3		814 MHz ~ 824 MHz &824 MHz ~ 849 MHz	859 MHz ~ 869 MHz &869 MHz ~ 894 MHz
LTE B38	3		2570 MHz ~ 2620 MHz	2570 MHz ~ 2620 MHz
LTE B41	3		2496 MHz ~ 2690 MHz	2496 MHz ~ 2690 MHz
LTE B66	3		1710 MHz ~ 1780 MHz	2110 MHz ~ 2180 MHz
NR n5	3		824 MHz ~ 849 MHz	869 MHz ~ 894 MHz
NR n7	3		2500 MHz ~ 2570 MHz	2620 MHz ~ 2690 MHz
NR n38	3		2570 MHz ~ 2620 MHz	2570 MHz ~ 2620 MHz
NR n41	3		2496 MHz ~ 2690 MHz	2496 MHz ~ 2690 MHz
NR n66	3		1710 MHz ~ 1780 MHz	2110 MHz ~ 2180 MHz

Note1: The EUT information provided by the applicant, except for The Max RF Conducted Power, and only the worst case data are shown in this report. For more detailed band specifications and features description lease refer to the manufacturer's specifications or user's manual.

Note 2: There are multiple antennas for WWAN to transceiving, which can be switched but can't transmit simultaneously. Details please refer to internal photos.

3 SUMMARY OF TEST RESULTS

3.1 Test Standards

No.	Identity	Document Title
1	47 CFR Part 2	Frequency Allocations and Radio Treaty Matters; General Rules and Regulations
2	47 CFR Part 22 Subpart H	Cellular Radiotelephone Service
3	47 CFR Part 24 Subpart E	Broadband PCS
4	47 CFR Part 27	Miscellaneous Wireless Communications Services
5	47 CFR Part 90 Subpart S	Regulations Governing Licensing and Use of Frequencies in the 806-824, 851-869, 896-901, and 935-940 MHz Bands
6	ANSI C63.26-2015	American National Standard for Compliance Testing of Transmitters Used in Licensed Radio Services
7	KDB 971168 D01 v03	Measurement Guidance for Certification of Licensed Digital Transmitters

3.2 Test Verdict

No.	Test Description	FCC Part No.	Test Result	Test Verdict
1	Conducted RF Output Power	2.1046	Reporting only (ANNEX A.1)	Pass
2	Effective (Isotropic) Radiated Power	2.1046 22.913 24.232 27.50 90.635(b)	ANNEX A.1	Pass
3	Peak to Average Radio	2.1046 24.232(d) 27.50(d)	ANNEX A.2	Pass
4	Occupied Bandwidth	2.1049 22.917 24.238 27.53 90.209	ANNEX A.3	Pass
5	Frequency Stability	2.1055 22.355 24.235 27.54 90.213	ANNEX A.4	Pass
6	Spurious Emission at Antenna Terminals	2.1051 22.917 24.238 27.53 90.691	ANNEX A.5	Pass
7	Band Edge	2.1051 22.917 24.238 27.53 90.691	ANNEX A.6	Pass
8	Field Strength of Spurious Radiation	2.1053 22.917 24.238 27.53 90.691	ANNEX A.7	Pass
Note: Compared with the EUT of test report BL-SZ2350513-501, the EUT of this report update Model Name, front camera, rear camera, battery, adapter, motor, charge management system, circuit. Other hardware circuits and software are the same as EUT referred in test report BL-SZ2350513-501. Therefore, only supplementary validation tested the worst case of Field Strength of Spurious				

No.	Test Description	FCC Part No.	Test Result	Test Verdict
Radiation, others test data derived from the BL-SZ2350513-501, which was issued by Shenzhen BALUN Technology Co., Ltd. on Jul. 04, 2023.				

4 GENERAL TEST CONFIGURATIONS

4.1 Test Environments

During the measurement, the environmental conditions were within the listed ranges:

Relative Humidity		20% to 75%
Atmospheric Pressure		98 kPa to 102 kPa
Test Voltage of the EUT	NV (Normal Voltage)	3.87 V
	LV (Low Voltage)	3.60 V
	HV (High Voltage)	4.45 V
Test Temperature of the EUT	NT (Normal Temperature)	15 °C to 35 °C
	LT (Low Temperature)	-30 °C
	HT (High Temperature)	+50 °C

4.2 Test Equipment List

Description	Manufacturer	Model	Serial No.	Version	Cal. Date	Cal. Due
2/3/4/5G RF Test System						
BL410 Test Software	BALUN	BL410R	N/A	2.1.1.496	N/A	N/A
UCTS Test Software	Anritsu	UCTS	N/A	V 6.21.1105.0	N/A	N/A
Temperature Chamber	AHK	SP20	1412	N/A	2022.09.20	2023.09.19
Universal Radio Communication Tester	R&S	CMU 200	121487	V5.21	2022.12.28	2023.12.27
Wideband Radio Communication Tester	R&S	CMW 500	167190	V4.0.60	2022.05.19	2023.05.18
					2023.05.11	2024.05.10
Wideband Radio Communication Tester	R&S	CMW 500	102318	V3.2.71	2022.05.19	2023.05.18
					2023.05.16	2024.05.15
Radio Communication Test Station	Anritsu	MT8821C	6201588572	40.10S #017	2022.05.31	2023.05.30
					2023.05.11	2024.05.10
Radio Communication Test Station	Anritsu	MT8000A	6261940329	Ver.8.60.4.0	2023.03.13	2024.03.12
5G Wireless Test Platform	Starpoint	SP9500-CTS	19220	C1.0.8.32	2022.11.22	2023.11.21
Spectrum Analyzer	keysight	N9020A	MY50531628	A.16.09	2022.05.23	2023.05.22
					2023.05.12	2024.05.11
Spectrum Analyzer	R&S	FSV40	101544	2.30.SP4	2022.12.28	2023.12.27
DC Power Supply	ITECH	IT6863A	800014020 757120005	N/A	2022.09.09	2023.09.08
Radiated Test System						

Radiated Test System Test Software	BALUN	BL410-E	N/A	V19.918	N/A	N/A
Wideband Radio Communication Tester	R&S	CMW 500	167190	V4.0.60	2022.05.19	2023.05.18
					2023.05.11	2024.05.10
Wideband Radio Communication Tester	R&S	CMW 500	102318	V3.2.71	2022.05.19	2023.05.18
					2023.05.16	2024.05.15
5G Wireless Test Platform	Starpoint	SP9500-CTS	19220	C1.0.8.32	2022.11.22	2023.11.21
Spectrum Analyzer	R&S	FSV40	101544	2.30.SP4	2022.12.28	2023.12.27
Test Antenna-Bi-Log(30 MHz-3 GHz)	Schwarzbeck	VULB 9163	9163-624	N/A	2021.08.20	2024.08.19
Test Antenna-Horn(1-18 GHz)	Schwarzbeck	BBHA 9120D	01917	N/A	2022.06.09	2025.06.08
Test Antenna-Horn(18-40 GHz)	A-INFO	LB-180400KF	J211060273	N/A	2021.07.02	2024.07.01
Anechoic Chamber	YIHENG	9m*6m*6m	144	N/A	2022.02.09	2024.09.03
EMI Receiver	Keysight	N9038A	MY53220118	A.14.16	2022.09.08	2023.09.07

4.3 Test Configurations

Test Items	Test Mode	Test Channel		
		LCH	MCH	HCH
Effective (Isotropic) Radiated Power	GSM 850	v	v	v
	GSM 1900	v	v	v
	GPRS 850	v	v	v
	GPRS 1900	v	v	v
	EGPRS 850	v	v	v
	EGPRS 1900	v	v	v
	WCDMA Band 2	v	v	v
	WCDMA Band 4	v	v	v
	WCDMA Band 5	v	v	v
	HSDPA Band 2	v	v	v
	HSDPA Band 4	v	v	v
	HSDPA Band 5	v	v	v
	HSUPA Band 2	v	v	v
	HSUPA Band 4	v	v	v
	HSUPA Band 5	v	v	v
Peak to Average Ratio	WCDMA Band 2	v	v	v
	WCDMA Band 4	v	v	v
	WCDMA Band 5	v	v	v
Occupied Bandwidth	GSM 850	v	v	v
	GSM 1900	v	v	v
	EGPRS 850	v	v	v
	EGPRS 1900	v	v	v
	WCDMA Band 2	v	v	v
	WCDMA Band 4	v	v	v
	WCDMA Band 5	v	v	v
Frequency Stability	GSM 850	v	v	v
	GSM 1900	v	v	v
	GPRS 850	v	v	v
	GPRS 1900	v	v	v
	EGPRS 850	v	v	v
	EGPRS 1900	v	v	v
	WCDMA Band 2	v	v	v
	WCDMA Band 4	v	v	v
	WCDMA Band 5	v	v	v
Spurious Emission at Antenna Terminals	GSM 850	v	v	v
	GSM 1900	v	v	v
	EGPRS 850	v	v	v
	EGPRS 1900	v	v	v
	WCDMA Band 2	v	v	v

Test Items	Test Mode	Test Channel		
		LCH	MCH	HCH
	WCDMA Band 4	v	v	v
	WCDMA Band 5	v	v	v
Band Edge	GSM 850	v	--	v
	GSM 1900	v	--	v
	EGPRS 850	v	--	v
	EGPRS 1900	v	--	v
	WCDMA Band 2	v	--	v
	WCDMA Band 4	v	--	v
	WCDMA Band 5	v	--	v
Field Strength of Spurious Radiation	GSM 850	v	v	v
	GSM 1900	v	v	v
	EGPRS 850	v	v	v
	EGPRS 1900	v	v	v
	WCDMA Band 2	v	v	v
	WCDMA Band 4	v	v	v
	WCDMA Band 5	v	v	v
Note 1: The mark “v” means that this configuration is chosen for testing.				

Test Mode	UL Channel	UL Channel No.	UL Frequency (MHz)
GSM/GPRS/EGPRS 850	Low Channel	128	824.2
	Middle Channel	190	836.6
	High Channel	251	848.8
GSM/GPRS/EGPRS 1900	Low Channel	512	1850.2
	Middle Channel	661	1880.0
	High Channel	810	1909.8
WCDMA Band 2	Low Channel	9262	1852.4
	Middle Channel	9400	1880.0
	High Channel	9538	1907.6
WCDMA Band 4	Low Channel	1312	1712.4
	Middle Channel	1412	1732.4
	High Channel	1513	1752.6
WCDMA Band 5	Low Channel	4132	826.4
	Middle Channel	4182	836.4
	High Channel	4233	846.6

LTE Band	Bandwidth (MHz)						Modulation Type		RB#			Test Channel		
	1.4	3	5	10	15	20	QPSK	16-QAM	1	Half	Full	LCH	MCH	HCH
Effective (Isotropic) Radiated Power														
2	v	v	v	v	v	v	v	v	v	v	v	v	v	v
4	v	v	v	v	v	v	v	v	v	v	v	v	v	v
5	v	v	v	v	n	n	v	v	v	v	v	v	v	v
7	n	n	v	v	v	v	v	v	v	v	v	v	v	v
12	v	v	v	v	n	n	v	v	v	v	v	v	v	v
13	n	n	v	v	n	n	v	v	v	v	v	v	v	v
17	n	n	v	v	n	n	v	v	v	v	v	v	v	v
26(Part22)	v	v	v	v	v	n	v	v	v	v	v	v	v	v
26(Part90)	v	v	v	v	--	n	v	v	v	v	v	v	v	v
38	n	n	v	v	v	v	v	v	v	v	v	v	v	v
41	n	n	v	v	v	v	v	v	v	v	v	v	v	v
66	v	v	v	v	v	v	v	v	v	v	v	v	v	v
Peak to Average Ratio														
2	--	--	--	--	--	v	v	v	v	--	v	v	v	v
4	--	--	--	--	--	v	v	v	v	--	v	v	v	v
5	--	--	--	v	n	n	v	v	v	--	v	v	v	v
7	n	n	--	--	--	v	v	v	v	--	v	v	v	v
12	--	--	--	v	n	n	v	v	v	--	v	v	v	v
13	n	n	--	v	n	n	v	v	v	--	v	v	v	v
17	n	n	--	v	n	n	v	v	v	--	v	v	v	v
26(Part22)	--	--	--	--	v	n	v	v	v	--	v	v	v	v
26(Part90)	--	--	--	v	--	n	v	v	v	--	v	--	v	--
38	n	n	--	--	--	v	v	v	v	--	v	v	v	v
41	n	n	--	--	--	v	v	v	v	--	v	v	v	v
66	--	--	--	--	--	v	v	v	v	--	v	v	v	v
Occupied Bandwidth														
2	v	v	v	v	v	v	v	v	--	--	v	v	v	v
4	v	v	v	v	v	v	v	v	--	--	v	v	v	v
5	v	v	v	v	n	n	v	v	--	--	v	v	v	v
7	n	n	v	v	v	v	v	v	--	--	v	v	v	v
12	v	v	v	v	n	n	v	v	--	--	v	v	v	v
13	n	n	v	v	n	n	v	v	--	--	v	v	v	v
17	n	n	v	v	n	n	v	v	--	--	v	v	v	v
26(Part22)	v	v	v	v	v	n	v	v	--	--	v	v	v	v
26(Part90)	v	v	v	v	--	n	v	v	--	--	v	v	v	v
38	n	n	v	v	v	v	v	v	--	--	v	v	v	v
41	n	n	v	v	v	v	v	v	--	--	v	v	v	v
66	v	v	v	v	v	v	v	v	--	--	v	v	v	v
Frequency Stability														

LTE Band	Bandwidth (MHz)						Modulation Type		RB#			Test Channel		
	1.4	3	5	10	15	20	QPSK	16-QAM	1	Half	Full	LCH	MCH	HCH
2	--	--	--	v	--	--	v	v	--	--	v	--	v	--
4	--	--	--	v	--	--	v	v	--	--	v	--	v	--
5	--	--	--	v	n	n	v	v	--	--	v	--	v	--
7	n	n	--	v	--	--	v	v	--	--	v	--	v	--
12	--	--	--	v	n	n	v	v	--	--	v	--	v	--
13	n	n	--	v	n	n	v	v	--	--	v	--	v	--
17	n	n	--	v	n	n	v	v	--	--	v	--	v	--
26(Part22)	--	--	--	v	--	n	v	v	--	--	v	--	v	--
26(Part90)	--	--	--	v	--	n	v	v	--	--	v	--	v	--
38	n	n	--	v	--	--	v	v	--	--	v	--	v	--
41	n	n	--	v	--	--	v	v	--	--	v	--	v	--
66	--	--	--	v	--	--	v	v	--	--	v	--	v	--
Spurious Emission at Antenna Terminals														
2	v	v	v	v	v	v	v	v	v	--	--	v	v	v
4	v	v	v	v	v	v	v	v	v	--	--	v	v	v
5	v	v	v	v	n	n	v	v	v	--	--	v	v	v
7	n	n	v	v	v	v	v	v	v	--	--	v	v	v
12	v	v	v	v	n	n	v	v	v	--	--	v	v	v
13	n	n	v	v	n	n	v	v	v	--	--	v	v	v
17	n	n	v	v	n	n	v	v	v	--	--	v	v	v
26(Part22)	v	v	v	v	v	n	v	v	v	--	--	v	v	v
26(Part90)	v	v	v	v	--	n	v	v	v	--	--	v	v	v
38	n	n	v	v	v	v	v	v	v	--	--	v	v	v
41	n	n	v	v	v	v	v	v	v	--	--	v	v	v
66	v	v	v	v	v	v	v	v	v	--	--	v	v	v
Band Edge														
2	v	v	v	v	v	v	v	v	v	--	v	v	--	v
4	v	v	v	v	v	v	v	v	v	--	v	v	--	v
5	v	v	v	v	n	n	v	v	v	--	v	v	--	v
7	n	n	v	v	v	v	v	v	v	--	v	v	--	v
12	v	v	v	v	n	n	v	v	v	--	v	v	--	v
13	n	n	v	v	n	n	v	v	v	--	v	v	--	v
17	n	n	v	v	n	n	v	v	v	--	v	v	--	v
26(Part22)	v	v	v	v	v	n	v	v	v	--	v	v	--	v
26(Part90)	v	v	v	v	--	n	v	v	v	--	v	v	--	v
38	n	n	v	v	v	v	v	v	v	--	v	v	--	v
41	n	n	v	v	v	v	v	v	v	--	v	v	--	v
66	v	v	v	v	v	v	v	v	v	--	v	v	--	v
Field Strength of Spurious Radiation														
2	v	v	v	v	v	v	v	--	v	--	--	--	v	--
4	v	v	v	v	v	v	v	--	v	--	--	--	v	--

LTE Band	Bandwidth (MHz)						Modulation Type		RB#			Test Channel		
	1.4	3	5	10	15	20	QPSK	16-QAM	1	Half	Full	LCH	MCH	HCH
5	v	v	v	v	n	n	v	--	v	--	--	--	v	--
7	n	n	v	v	v	v	v	--	v	--	--	--	v	--
12	v	v	v	v	n	n	v	--	v	--	--	--	v	--
13	n	n	v	v	n	n	v	--	v	--	--	--	v	--
17	n	n	v	v	n	n	v	--	v	--	--	--	v	--
26(Part22)	v	v	v	v	v	n	v	--	v	--	--	--	v	--
26(Part90)	v	v	v	v	--	n	v	--	v	--	--	--	v	--
38	n	n	v	v	v	v	v	--	v	--	--	--	v	--
41	n	n	v	v	v	v	v	--	v	--	--	--	v	--
66	v	v	v	v	v	v	v	--	v	--	--	--	v	--

Note 1: The mark “v” means that this configuration is chosen for testing.
Note 2: The mark “n” means that this bandwidth is not supported.

Test Mode	UL Channel	Channel Bandwidth (MHz)	UL Channel No.	UL Frequency (MHz)
LTE Band 2	Low Range	1.4	18607	1850.7
		3	18615	1851.5
		5	18625	1852.5
		10	18650	1855
		15	18675	1857.5
		20	18700	1860
	Middle Range	1.4/3/5/10/15/20	18900	1880
	High Range	1.4	19193	1909.3
		3	19185	1908.5
		5	19175	1907.5
		10	19150	1905
		15	19125	1902.5
		20	19100	1900
LTE Band 4	Low Range	1.4	19957	1710.7
		3	19965	1711.5
		5	19975	1712.5
		10	20000	1715
		15	20025	1717.5
		20	20050	1720
	Middle Range	1.4/3/5/10/15/20	20175	1732.5
	High Range	1.4	20393	1754.3
		3	20385	1753.5
		5	20375	1752.5
		10	20350	1750
		15	20325	1747.5
		20	20300	1745

Test Mode	UL Channel	Channel Bandwidth (MHz)	UL Channel No.	UL Frequency (MHz)
LTE Band 5	Low Range	1.4	20407	824.7
		3	20415	825.5
		5	20425	826.5
		10	20450	829
	Middle Range	1.4/3/5/10	20525	836.5
	High Range	1.4	20643	848.3
		3	20635	847.5
		5	20625	846.5
		10	20600	844
LTE Band 7	Low Range	5	20775	2502.5
		10	20800	2505
		15	20825	2507.5
		20	20850	2510
	Middle Range	5/10/15/20	21100	2535
	High Range	5	21425	2567.5
		10	21400	2565
		15	21375	2562.5
		20	21350	2560
LTE Band 12	Low Range	1.4	23017	699.7
		3	23025	700.5
		5	23035	701.5
		10	23060	704
	Middle Range	1.4/3/5/10	23095	707.5
	High Range	1.4	23173	715.3
		3	23165	714.5
		5	23155	713.5
		10	23130	711
LTE Band 13	Low Range	5	23205	779.5
		10	23230	782
	Middle Range	5/10	23230	782
	High Range	5	23255	784.5
		10	23230	782
LTE Band 17	Low Range	5	23755	706.5
		10	23780	709
	Middle Range	5/10	23790	710
	High Range	5	23825	713.5
		10	23800	711
LTE Band 26 (Part22)	Low Range	1.4	26797	824.7
		3	26805	825.5
		5	26815	826.5
		10	26840	829

Test Mode	UL Channel	Channel Bandwidth (MHz)	UL Channel No.	UL Frequency (MHz)
		15	26865	831.5
	Middle Range	1.4/3/5/10/15	26915	836.5
	High Range	1.4	27033	848.3
		3	27025	847.5
		5	27015	846.5
		10	26990	844
		15	26965	841.5
LTE Band 26 (Part90)	Low Range	1.4	26697	814.7
		3	26705	815.5
		5	26715	816.5
		10	---	---
	Middle Range	1.4/3/5/10	26740	819
	High Range	1.4	26783	823.3
		3	26775	822.5
		5	26765	821.5
		10	---	---
LTE Band 38	Low Range	5	37775	2572.5
		10	37800	2575
		15	37825	2577.5
		20	37850	2580
	Middle Range	5/10/15/20	38000	2595
	High Range	5	38225	2617.5
		10	38200	2615
		15	38175	2612.5
		20	38150	2610
LTE Band 41	Low Range	5	39675	2498.5
		10	39700	2501
		15	39725	2503.5
		20	39750	2506
	Middle Range	5/10/15/20	40620	2593
	High Range	5	41565	2687.5
		10	41540	2685
		15	41515	2682.5
		20	41490	2680
LTE Band 66	Low Range	1.4	131979	1710.7
		3	131987	1711.5
		5	131997	1712.5
		10	132022	1715
		15	132047	1717.5
		20	132072	1720
	Middle Range	1.4/3/5/10/15/20	132322	1745

Test Mode	UL Channel	Channel Bandwidth (MHz)	UL Channel No.	UL Frequency (MHz)
	High Range	1.4	132665	1779.3
		3	132657	1778.5
		5	132647	1777.5
		10	132622	1775
		15	132597	1772.5
		20	132572	1770

Test frequencies for CA_7C											
Range	CC-Combo / NRB_agg [RB]	CC1					CC2				
		BW [RB]	N_{UL}	f_{UL} [MHz]	N_{DL}	f_{DL} [MHz]	BW [RB]	N_{UL}	f_{UL} [MHz]	N_{DL}	f_{DL} [MHz]
Low	50+100	50	20805	2505.5	2805	2625.5	100	20949	2519.9	2949	2639.9
		100	20850	2510	2850	2630	50	20994	2524.4	2994	2644.4
	75+50	75	20825	2507.5	2825	2627.5	50	20945	2519.5	2945	2639.5
	75+75	75	20825	2507.5	2825	2627.5	75	20975	2522.5	2975	2642.5
	75+100	75	20828	2507.8	2828	2627.8	100	20999	2524.9	2999	2644.9
		100	20850	2510	2850	2630	75	21021	2527.1	3021	2647.1
	100+100	100	20850	2510	2850	2630	100	21048	2529.8	3048	2649.8
Mid	50+100	50	21006	2525.6	3006	2645.6	100	21150	2540	3150	2660
		100	21051	2530.1	3051	2650.1	50	21195	2544.5	3195	2664.5
	75+50	75	21051	2530.1	3051	2650.1	50	21171	2542.1	3171	2662.1
	75+75	75	21025	2527.5	3025	2647.5	75	21175	2542.5	3175	2662.5
	75+100	75	21003	2525.3	3003	2645.3	100	21174	2542.4	3174	2662.4
		100	21026	2527.6	3026	2647.6	75	21197	2544.7	3197	2664.7
	100+100	100	21001	2525.1	3001	2645.1	100	21199	2544.9	3199	2664.9
High	50+100	50	21206	2545.6	3206	2665.6	100	21350	2560	3350	2680
		100	21251	2550.1	3251	2670.1	50	21395	2564.5	3395	2684.5
	75+50	75	21277	2552.7	3277	2672.7	50	21397	2564.7	3397	2684.7
	75+75	75	21225	2547.5	3225	2667.5	75	21375	2562.5	3375	2682.5
	75+100	75	21179	2542.9	3179	2662.9	100	21350	2560	3350	2680
		100	21201	2545.1	3201	2665.1	75	21372	2562.2	3372	2682.2
	100+100	100	21152	2540.2	3152	2660.2	100	21350	2560	3350	2680

Test frequencies for CA_38C							
Range	CC-Combo / NRB_agg [RB]	CC1			CC2		
		BW [RB]	$N_{UL/DL}$	$f_{UL/DL}$ [MHz]	BW [RB]	$N_{UL/DL}$	$f_{UL/DL}$ [MHz]
Low	75+75	75	37825	2577.5	75	37975	2592.5
	100+100	100	37850	2580	100	38048	2599.8
Mid	75+75	75	37925	2587.5	75	38075	2602.5
	100+100	100	37901	2585.1	100	38099	2604.9
High	75+75	75	38025	2597.5	75	38175	2612.5
	100+100	100	37952	2590.2	100	38150	2610

Test frequencies for CA_41C (2496-2690MHz)							
Range	CC-Combo / NRB_agg [RB]	CC1			CC2		
		BW [RB]	$N_{UL/DL}$	$f_{UL/DL}$ [MHz]	BW [RB]	$N_{UL/DL}$	$f_{UL/DL}$ [MHz]
Low	25+100	25	39683	2499.3	100	39800	2511
		100	39750	2506	25	39867	2517.7
	50+75	50	39703	2501.3	75	39823	2513.3
		75	39725	2503.5	50	39845	2515.5
	50+100	50	39705	2501.5	100	39849	2515.9
		100	39750	2506	50	39894	2520.4
	75+75	75	39725	2503.5	75	39875	2518.5
	75+100	75	39728	2503.8	100	39899	2520.9
		100	39750	2506	75	39921	2523.1
	100+100	100	39750	2506	100	39948	2525.8
Mid	25+100	25	40528	2583.8	100	40645	2595.5
		100	40595	2590.5	25	40712	2602.2
	50+75	50	40549	2585.9	75	40669	2597.9
		75	40571	2588.1	50	40691	2600.1
	50+100	50	40526	2583.6	100	40670	2598.0
		100	40571	2588.1	50	40715	2602.5
	75+75	75	40545	2585.5	75	40695	2600.5
	75+100	75	40523	2583.3	100	40694	2600.4
		100	40546	2585.6	75	40717	2602.7
	100+100	100	40521	2583.1	100	40719	2602.9
High	25+100	25	41373	2668.3	100	41490	2680
		100	41440	2675	25	41557	2686.7
	50+75	50	41395	2670.5	75	41515	2682.5
		75	41417	2672.7	50	41537	2684.7
	50+100	50	41346	2665.6	100	41490	2680
		100	41391	2670.1	50	41535	2684.5
	75+75	75	41365	2667.5	75	41515	2682.5

	75+100	75	41319	2662.9	100	41490	2680
		100	41341	2665.1	75	41512	2682.2
	100+100	100	41292	2660.2	100	41490	2680

Test Mode	Channel Bandwidth (MHz)	UL Channel	UL Channel No.	UL Frequency (MHz)
NR Band n5	5	Low Range	165300	826.5
		Middle Range	167300	836.5
		High Range	169300	846.5
	10	Low Range	165800	829
		Middle Range	167300	836.5
		High Range	168300	844
	15	Low Range	166300	831.5
		Middle Range	167300	836.5
		High Range	168300	841.5
	20	Low Range	166800	834
		Middle Range	167300	836.5
		High Range	167800	839
	25	Middle Range	167300	836.5

Test Mode	Channel Bandwidth (MHz)	UL Channel	UL Channel No.	UL Frequency (MHz)
NR Band n7	5	Low Range	500500	2502.5
		Middle Range	507000	2535
		High Range	513500	2567.5
	10	Low Range	501000	2505
		Middle Range	507000	2535
		High Range	513000	2565
	15	Low Range	501500	2507.5
		Middle Range	507000	2535
		High Range	512500	2562.5
	20	Low Range	502000	2510
		Middle Range	507000	2535
		High Range	512000	2560
	25	Low Range	502500	2512.5
		Middle Range	507000	2535
		High Range	511500	2557.5
	30	Low Range	503000	2515
		Middle Range	507000	2535
		High Range	511000	2555
	35	Low Range	503500	2517.5
		Middle Range	507000	2535
		High Range	510500	2552.5

Test Mode	Channel Bandwidth (MHz)	UL Channel	UL Channel No.	UL Frequency (MHz)
	40	Low Range	504000	2520
		Middle Range	507000	2535
		High Range	510000	2550
	50	Low Range	505000	2525
		Middle Range	507000	2535
		High Range	509000	2545

Test Mode	Channel Bandwidth (MHz)	UL Channel	UL Channel No.	UL Frequency (MHz)
NR Band n38	10	Low Range	515000	2575
		Middle Range	519000	2595
		High Range	523000	2615
	15	Low Range	515500	2577.5
		Middle Range	519000	2595
		High Range	522500	2612.5
	20	Low Range	516000	2580
		Middle Range	519000	2595
		High Range	522000	2610
	25	Low Range	516500	2582.5
		Middle Range	519000	2595
		High Range	521500	2607.5
	30	Low Range	517000	2585
		Middle Range	519000	2595
		High Range	521000	2605
	40	Low Range	518000	2590
		Middle Range	519000	2595
		High Range	520000	2600

Test Mode	Channel Bandwidth (MHz)	UL Channel	UL Channel No.	UL Frequency (MHz)
NR Band n41	10	Low Range	500202	2501.01
		Middle Range	518598	2592.99
		High Range	537000	2685
	15	Low Range	500700	2503.5
		Middle Range	518598	2592.99
		High Range	536496	2682.48
	20	Low Range	501204	2506.02
		Middle Range	518598	2592.99
		High Range	535998	2679.99
	25	Low Range	501702	2508.51
		Middle Range	518598	2592.99
		High Range	535500	2677.5
	35	Low Range	502704	2513.52
		Middle Range	518598	2592.99
		High Range	534498	2672.49
	40	Low Range	503202	2516.01
		Middle Range	518598	2592.99
		High Range	534000	2670
	45	Low Range	503700	2518.5
		Middle Range	518598	2592.99
		High Range	533496	2667.48
	50	Low Range	504204	2521.02
		Middle Range	518598	2592.99
		High Range	532998	2664.99
	60	Low Range	505200	2526
		Middle Range	518598	2592.99
		High Range	531996	2659.98
	70	Low Range	506202	2531.01
		Middle Range	518598	2592.99
		High Range	531000	2655
	80	Low Range	507204	2536.02
		Middle Range	518598	2592.99
		High Range	529998	2649.99
	90	Low Range	508200	2541
		Middle Range	518598	2592.99
		High Range	528996	2644.98
	100	Low Range	509202	2546.01
		Middle Range	518598	2592.99
		High Range	528000	2640

Test Mode	Channel Bandwidth (MHz)	UL Channel	UL Channel No.	UL Frequency (MHz)
NR Band n66	5	Low Range	342500	1712.5
		Middle Range	349000	1745
		High Range	355500	1777.5
	10	Low Range	343000	1715
		Middle Range	349000	1745
		High Range	355000	1775
	15	Low Range	343500	1717.5
		Middle Range	349000	1745
		High Range	354500	1772.5
	20	Low Range	344000	1720
		Middle Range	349000	1745
		High Range	354000	1770
	25	Low Range	344500	1722.5
		Middle Range	349000	1745
		High Range	353500	1767.5
	30	Low Range	345000	1725
		Middle Range	349000	1745
		High Range	353000	1765
	35	Low Range	345500	1727.5
		Middle Range	349000	1745
		High Range	352500	1762.5
	40	Low Range	346000	1730
		Middle Range	349000	1745
		High Range	352000	1760
	45	Low Range	346500	1732.5
		Middle Range	349000	1745
		High Range	351500	1757.5

4.4 Test Setup

4.4.1 For Antenna Port Test

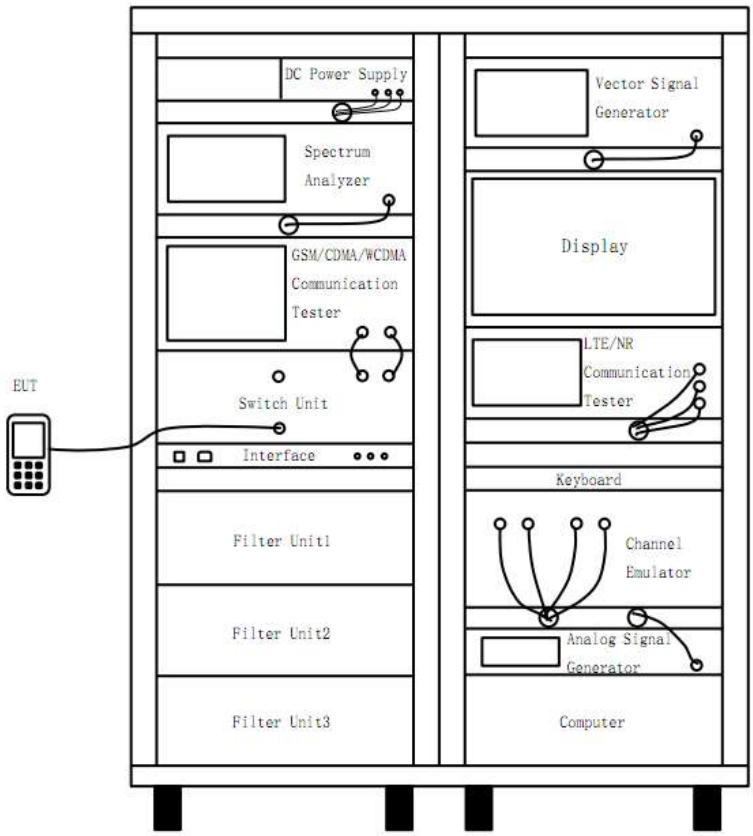

(Diagram 1)

4.4.2 For Frequency Stability Test

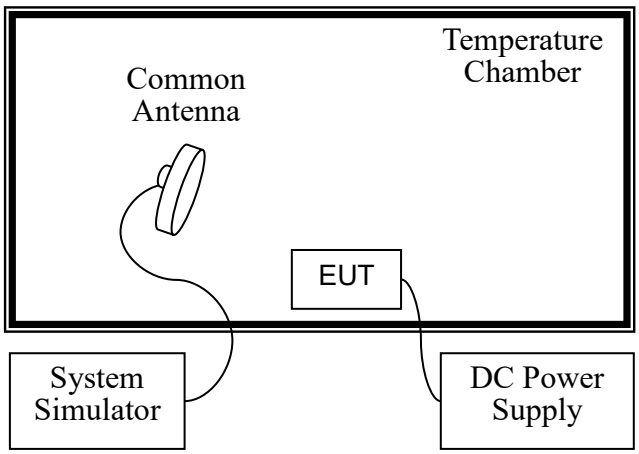

(Diagram 2)

4.4.3 For Radiated Test (30 MHz ~ 1 GHz)

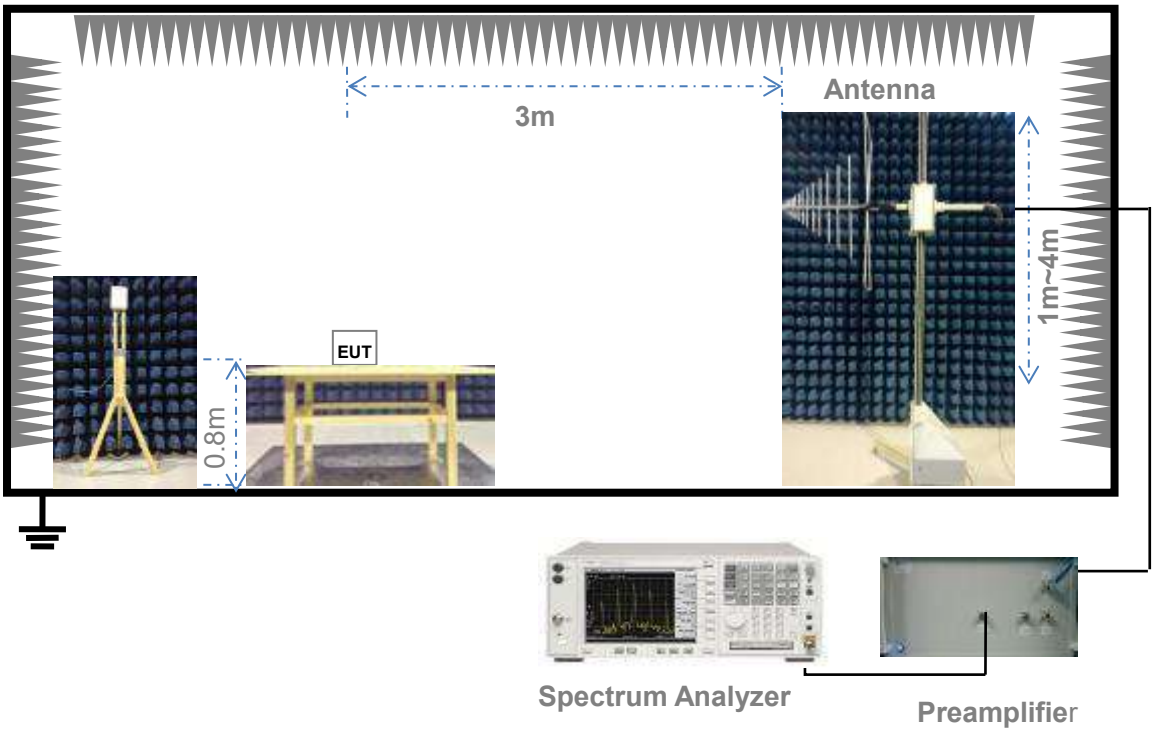

(Diagram 3)

4.4.4 For Radiated Test (Above 1 GHz)

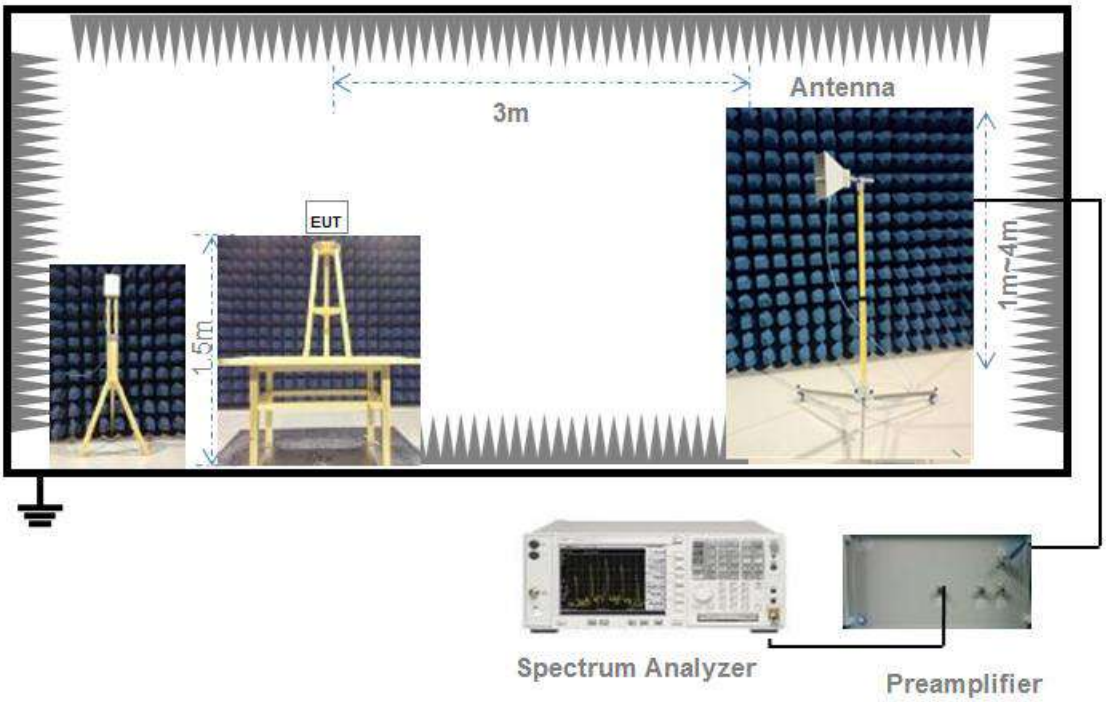

(Diagram 4)

5 TEST ITEMS

5.1 Transmitter Radiated Power (EIRP/ERP)

5.1.1 Limit

FCC § 2.1046 & 22.913(a) & 24.232(c) & 27.50(a) & 27.50(b) & 27.50(c) & 27.50(d) & 27.50(h) & 27.50(j) & 27.50(k) & 90.635(b)

According to FCC section 22.913(a) (5), the Effective Radiated Power (ERP) of mobile transmitters and auxiliary test transmitters must not exceed 7 watts.

According to FCC section 24.232(c), mobile and portable stations are limited to 2 watts EIRP and the equipment must employ a means for limiting power to the minimum necessary for successful communications.

According to FCC section 27.50(a) (3), for mobile and portable stations transmitting in the 2305-2315MHz band or the 2350-2360MHz band, the average EIRP must not exceed 50 milliwatts within any 1 megahertz of authorized bandwidth, except that for mobile and portable stations compliant with 3GPP LTE standards. For mobile and portable stations using time division duplexing (TDD) technology, the duty cycle must not exceed 38 percent in the 2305-2315 MHz and 2350-2360 MHz bands.

FCC section 27.50(b) (10), portable stations (hand-held devices) transmitting in the 746-757MHz, 776-788MHz, and 805-806MHz bands are limited to 3 watts ERP.

FCC section 27.50(c) (10), portable stations (hand-held devices) in the 600MHz uplink band and the 698-746MHz band, and fixed and mobile stations in the 600MHz uplink band are limited to 3 watts ERP.

FCC section 27.50(d) (4), fixed, mobile, and portable (hand-held) stations operating in the 1710-1755 MHz band and mobile and portable stations operating in the 1695-1710 MHz and 1755-1780 MHz bands are limited to 1 watt EIRP. Fixed stations operating in the 1710-1755 MHz band are limited to a maximum antenna height of 10 meters above ground. Mobile and portable stations operating in these bands must employ a means for limiting power to the minimum necessary for successful communications.

(7) Fixed, mobile, and portable (hand-held) stations operating in the 2000-2020 MHz band are limited to 2 watts EIRP.

And FCC section 27.50(h) (2), for mobile and other user stations, mobile stations are limited to 2.0 watts EIRP. All user stations are limited to 2.0 watts transmitter output power.

FCC section 27.50(j) (3), for mobile, and portable (hand-held) stations operating in the 3700-3980 MHz band are limited to 1 watt EIRP.

FCC section 27.50(k) (3), Mobile devices are limited to 1Watt (30 dBm) EIRP in the 3450-3550 MHz band.

According to FCC section 90.635(b), the maximum output power of the transmitter for mobile stations is 100 watts (20dBW).

5.1.2 Test Setup

The section 4.4.1 (Diagram 1) test setup description is used for conducted test, and the section 4.4.3 and 4.4.4 (Diagram 3, 4) test setup description is used for radiated test. The photo of test setup please refer to ANNEX B.

5.1.3 Test Procedure

Description of the Conducted Output Power Measurement

The EUT is coupled to the SS with attenuator through power splitter; the RF load attached to EUT antenna terminal is 50Ohm; the path loss as the factor is calibrated to correct the reading. A system simulator is used to establish communication with the EUT, and its parameters are set to force the EUT transmitting at maximum output power. The measured power in the radio frequency on the transmitter output terminals shall be reported.

The relevant equation for determining the conducted measured value is:

Conducted Output Power Value (dBm) = Measured Value (dBm) + Path Loss (dB)

where:
Conducted Output Power Value = final conducted measured value in the conducted power test, in dBm;
Measured Value = measured conducted power received by spectrum analyzer or power meter, in dBm;
Path Loss = signal attenuation in the connecting cable between the transmitter and spectrum analyzer or power meter, including external cable loss, in dB;

During the test, the data of Path Loss (dB) is added in the spectrum analyzer or power meter, so Measured Value (dBm) is the final values which contains the data of Path Loss (dB).

For example:

In the conducted output power test, when measured value for GSM850 is 24.7 dBm, and path loss is 8.5 dB, then final conducted output power value is:

Conducted Output Power Value (dBm) = 24.7 dBm + 8.5 dB = 33.2 dBm

Description of the Transmitter Radiated Power Measurement

In many cases, the RF output power limits for licensed digital transmission devices is specified in terms of effective radiated power (ERP) or equivalent isotropic radiated power (EIRP). Typically, ERP is specified when the operating frequency is less than or equal to 1 GHz and EIRP is specified when the operating frequency is greater than 1 GHz. Both are determined by adding the transmit antenna gain to the conducted RF output power with the primary difference between the two being that when determining the

ERP, the transmit antenna gain is referenced to a dipole antenna (i.e., dBd) whereas when determining the EIRP, the transmit antenna gain is referenced to an isotropic antenna (dBi).

Final measurement calculation as below:

The relevant equation for determining the ERP or EIRP from the conducted RF output power measured using the guidance provided above is:

ERP/EIRP = P_{Meas} + GT − LC

where:
ERP/EIRP = effective or equivalent radiated power, respectively (expressed in the same units as P_{Meas}, typically dBW or dBm);
P_{Meas} = measured transmitter output power or PSD, in dBm or dBW;
GT = gain of the transmitting antenna, in dBd (ERP) or dBi (EIRP);
dBd (ERP)=dBi (EIRP) -2.15 dB
LC = signal attenuation in the connecting cable between the transmitter and antenna, in dB.

For devices utilizing multiple antennas, KDB 662911 provides guidance for determining the effective array transmit antenna gain term to be used in the above equation.

For example:
In the EIRP test, when P_{Meas} value for GSM1900 is 30.2 dBm, LC is 0.6 dB, and GT is -3.4 dB, then final EIRP value is:
EIRP for GSM1900 = 30.2 dBm - 3.4 dBi - 0.6 dB = 26.2 dBm

The relevant equation for determining the ERP/EIRP from the radiated RF output power is:
ERP/EIRP (dBm) = SA Read Value (dBm) + Correction Factor (dB)

where:
ERP/EIRP = effective or equivalent radiated power, in dBm;
SA Read Value = measured transmitter power received by EMI receiver or spectrum analyzer, in dBm;
Correction Factor = total correction factor including cable loss, in dB;

During the test, the data of Correction Factor (dB) is added in the EMI receiver or spectrum analyzer, so SA Read Value (dBm) is the final values which contains the data of Correction Factor (dB).

For example:

In the ERP test, when SA read value for GSM850 is 21dBm, and correction factor is 8dB, then final ERP value for GSM850 is:

ERP (dBm) = 21dBm + 8dB = 29dBm

5.1.4 Test Result

Please refer to ANNEX A.1.

5.2 Peak to Average Ratio

5.2.1 Limit

FCC § 2.1046 & 24.232(d) & 27.50(d) & 27.50(j) & 27.50(k)

In addition, when the transmitter power is measured in terms of average value, the peak-to-average power ratio (PAPR) of the transmitter shall not exceed 13 dB for more than 0.1% of the time using a signal corresponding to the highest PAPR during periods of continuous transmission.

According to FCC section 24.232(d), power measurements for transmissions by stations authorized under this section may be made either in accordance with a Commission-approved average power technique or in compliance with 24.232 (e) of this section. In both instances, equipment employed must be authorized in accordance with the provisions of § 24.51. In measuring transmissions in this band using an average power technique, the peak-to-average ratio (PAR) of the transmission may not exceed 13 dB.

FCC section 24.232(e), peak transmit power must be measured over any interval of continuous transmission using instrumentation calibrated in terms of an rms equivalent voltage. The measurement results shall be properly adjusted for any instrument limitations, such as detector response times, limited resolution bandwidth capability when compared to the emission bandwidth, sensitivity, etc., so as to obtain a true peak measurement for the emission in question over the full bandwidth of the channel.

According to FCC section 27.50(d) (5) & 27.50(j) & 27.50(k), in measuring transmissions in this band using an average power technique, the peak-to-average ratio (PAR) of the transmission may not exceed 13dB.

5.2.2 Test Setup

The section 4.4.1 (Diagram 1) test setup description is used for this test. The photo of test setup please refer to ANNEX B.

5.2.3 Test Procedure

Here the lowest, middle and highest channels are selected to perform testing to verify the peak-to-average ratio.

According to KDB 971168 D01, there is CCDF procedure for PAPR:

a) Refer to instrument’s analyzer instruction manual for details on how to use the power statistics/CCDF function;

b) Set resolution/measurement bandwidth ≥ signal’s occupied bandwidth;

c) Set the number of counts to a value that stabilizes the measured CCDF curve;

d) Set the measurement interval as follows:

1) for continuous transmissions, set to 1 ms,

2) for burst transmissions, employ an external trigger that is synchronized with the EUT burst timing sequence, or use the internal burst trigger with a trigger level that allows the burst to stabilize and set the measurement interval to a time that is less than or equal to the burst duration.

e) Record the maximum PAPR level associated with a probability of 0.1%.

Alternate procedure for PAPR:

Use one of the procedures presented in 4.1 to measure the total peak power and record as P_{Pk}. Use one of the applicable procedures presented 4.2 to measure the total average power and record as P_{Avg}. Both the peak and average power levels must be expressed in the same logarithmic units (e.g., dBm). Determine the PAPR from:

PAPR (dB) = P_{Pk} (dBm) - P_{Avg} (dBm).

5.2.4 Test Result

Please refer to ANNEX A.2.

5.3 Occupied Bandwidth

5.3.1 Limit

FCC § 2.1049

The occupied bandwidth is the frequency bandwidth such that, below its lower and above its upper frequency limits, the mean powers radiated are each equal to 0.5 percent of the total mean power radiated by a given emission.

Many of the individual rule parts specify a relative OBW in lieu of the 99% OBW. In such cases, the OBW is defined as the width of the signal between two points, one below the carrier center frequency and on above the carrier center frequency, outside of which all emissions are attenuated by at least X dB below the transmitter power, where the value of X is typically specified as 26.

5.3.2 Test Setup

The section 4.4.1 (Diagram 1) test setup description is used for this test. The photo of test setup please refer to ANNEX B.

5.3.3 Test Procedure

The following procedure shall be used for measuring power bandwidth.

a) The spectrum analyzer center frequency is set to the nominal EUT channel center frequency. The frequency span for the spectrum analyzer shall be set wide enough to capture all modulation products including the emission skirts (i.e., two to five times the anticipated OBW).

b) The nominal IF filter bandwidth (3 dB RBW) shall be in the range of 1 to 5 % of the anticipated OBW, and the VBW shall be at least 3 times the RBW.

c) Set the reference level of the instrument as required to keep the signal from exceeding the maximum input mixer level for linear operation. In general, the peak of the spectral envelope must be at least 10log (OBW / RBW) below the reference level.

d) NOTE—Steps a) through c) may require iteration to adjust within the specified tolerances.

e) For -26 dB OBW, the dynamic range of the spectrum analyzer at the selected RBW shall be at least 10dB below the target “-X dB down” requirement, e.g. -26 dB OBW, the spectrum analyzer noise floor at the selected RBW shall be 36dB below the reference value.

f) Set the detection mode to peak, and the trace mode to max hold.

g) For 99% OBW, use the 99 % power bandwidth function of the spectrum analyzer (if available) and report the measured bandwidth.

If the instrument does not have a 99 % power bandwidth function, the trace data points are to be recovered and directly summed in linear power terms. The recovered amplitude data points, beginning at the lowest frequency, are placed in a running sum until 0.5 % of the total is reached; that frequency is

recorded as the lower frequency. The process is repeated until 99.5 % of the total is reached; that frequency is recorded as the upper frequency. The 99 % power bandwidth is the difference between these two frequencies.

h) For -26 dB OBW, determine the reference value: Set the EUT to transmit a modulated signal. Allow the trace to stabilize. Set the spectrum analyzer marker to the highest level of the displayed trace (this is the reference value).

Determine the “-X dB down amplitude” as equal to (reference value -X). Alternatively, this calculation can be performed by the analyzer by using the marker-delta function.

Place two markers, one at the lowest and the other at the highest frequency of the envelope of the spectral display such that each marker is at or slightly below “-X dB down amplitude” determined in step g). If a marker is below this “-X dB down amplitude” value it shall be placed as close as possible to this value. The OBW is the positive frequency difference between the two markers.

i) The OBW shall be reported by providing plot(s) of the measuring instrument display. The frequency and amplitude axes and scale shall be clearly labeled. Tabular data may be reported in addition to the plot(s).

j) Change variable modulations, coding, or channel bandwidth settings, then repeat above test procedures.

5.3.4 Test Result

Please refer to ANNEX A.3.

5.4 Frequency Stability

5.4.1 Limit

FCC § 2.1055 & 22.355 & 24.235 & 27.54 & 90.213

FCC § 2.1055

The frequency stability shall be measured with variation of ambient temperature as follows:

(1) The temperature is varied from -30°C to +50°C.

(2) Frequency measurements shall be made at the extremes of the specified temperature range and at intervals of not more than 10°C through the range.

The frequency stability shall be measured with variation of primary supply voltage as follows:

(1) Vary primary supply voltage from 85 to 115 percent of the nominal value for other than carried battery equipment.

(2) For hand carried, battery powered equipment, reduce primary supply voltage to the battery operating and point which shall be specified by the manufacture.

(3) The supply voltage shall be measured at the input to the cable normally provided with the equipment, or at the power supply terminals if cables are not normally provided.

FCC § 22.355

Except as otherwise provided in this part, the carrier frequency of each transmitter in the Public Mobile Services must be maintained within the tolerances given in Table C-1 of this section.

Table C-1—Frequency Tolerance for Transmitters in the Public Mobile Services

Frequency range (MHz)	Base, fixed (ppm)	Mobile > 3 watts (ppm)	Mobile ≤ 3 watts (ppm)
25 to 50	20.0	20.0	50.0
50 to 450	5.0	5.0	50.0
450 to 512	2.5	5.0	5.0
821 to 896	1.5	2.5	2.5
928 to 929	5.0	n/a	n/a
929 to 960	1.5	n/a	n/a
2110 to 2220	10.0	n/a	n/a

FCC § 24.235

The frequency stability shall be sufficient to ensure that the fundamental emission stays within the authorized frequency block.

FCC § 27.54

The frequency stability shall be sufficient to ensure that the fundamental emissions stay within the authorized bands of operation.

FCC § 90.213

The frequency stability shall not depart from the reference frequency in excess of ±2.5ppm for mobile stations.

5.4.2 Test Setup

The section 4.4.2 (Diagram 2) test setup description is used for this test. The photo of test setup please refer to ANNEX B.

5.4.3 Test Procedure

1. The EUT is placed in a temperature chamber.

2. The temperature is set to 25°C and allowed to stabilize. After sufficient soak time, the transmitting frequency error is measured.

3. The temperature is increased by not more than 10 degrees, allowed to stabilize and soak, and then repeat the frequency error measurement.

4. Repeat procedure 3 until +50°C and -30°C is reached.

5. Change supply voltage, and repeat measurement until extreme voltage is reached.

5.4.4 Test Result

Please refer to ANNEX A.4.

5.5 Spurious Emission at Antenna Terminals

5.5.1 Limit

FCC § 2.1051 & 22.917(a) & 24.238(a) & 27.53(a) & 27.53(c) & 27.53(f) & 27.53(g) & 27.53(h) & 27.53(l) & 27.53(m) & 27.53(n) & 90.691

In the 1 MHz bands immediately outside and adjacent to the frequency block, a resolution bandwidth of at least one percent of the emission bandwidth of the fundamental emission of the transmitter may be employed.

The emission bandwidth is defined as the width of the signal between two points, one below the carrier center frequency and one above the carrier center frequency, outside of which all emissions are attenuated at least 26 dB below the transmitter power.

FCC § 22.917(a) & 24.238(a)

The power of any emission outside of the authorized operating frequency ranges must be attenuated below the transmitting power (P) by a factor of at least 43+10*log(P) dB. This is calculated to be -13 dBm.

FCC § 27.53(a) (4)

For mobile and portable stations operating in the 2305-2315MHz and 2350-2360MHz bands:

(1)By a factor of not less than: 43 + 10 log (P) dB on all frequencies between 2305 and 2320MHz and on all frequencies between 2345 and 2360MHz that are outside the licensed band(s) of operation, not less than 55 + 10 log (P) dB on all frequencies between 2320 and 2324MHz and on all frequencies between 2341 and 2345MHz, not less than 61 + 10 log (P) dB on all frequencies between 2324 and 2328MHz and on all frequencies between 2337 and 2341MHz, and not less than 67 + 10 log (P) dB on all frequencies between 2328 and 2337MHz.

(2)By a factor of not less than 43 + 10 log (P) dB on all frequencies between 2300 and 2305MHz, 55 + 10 log (P) dB on all frequencies between 2296 and 2300MHz, 61 + 10 log (P) dB on all frequencies between 2292 and 2296MHz, 67 + 10 log (P) dB on all frequencies between 2288 and 2292MHz, and 70 + 10 log (P) dB below 2288MHz.

(3)By a factor of not less than 43 + 10 log (P) dB on all frequencies between 2360 and 2365MHz, and not less than 70 + 10 log (P) dB above 2365MHz.

FCC § 27.53(c)

For operations in the 746–758 MHz band and the 776–788 MHz band, the power of any emission outside the licensee's frequency band(s) of operation shall be attenuated below the transmitter power (P) within the licensed band(s) of operation, measured in watts, in accordance with the following:

(1) On any frequency outside the 746–758 MHz band, the power of any emission shall be attenuated outside the

band below the transmitter power (P) by at least 43 + 10 log (P) dB;

(2) On any frequency outside the 776–788 MHz band, the power of any emission shall be attenuated outside the

band below the transmitter power (P) by at least 43 + 10 log (P) dB;

(3) On all frequencies between 763–775 MHz and 793–805 MHz, by a factor not less than 76 + 10 log (P) dB in a 6.25 kHz band segment, for base and fixed stations;

(4) On all frequencies between 763–775 MHz and 793–805 MHz, by a factor not less than 65 + 10 log (P) dB in a 6.25 kHz band segment, for mobile and portable stations;

(5) Compliance with the provisions of paragraphs (c)(1) and (c)(2) of this section is based on the use of measurement instrumentation employing a resolution bandwidth of 100 kHz or greater.

However, in the 100 kHz bands immediately outside and adjacent to the frequency block, a resolution bandwidth

of at least 30 kHz may be employed;

(6) Compliance with the provisions of paragraphs (c)(3) and (c)(4) of this section is based on the use of measurement instrumentation such that the reading taken with any resolution bandwidth setting should be adjusted to indicate spectral energy in a 6.25 kHz segment.

FCC § 27.53(f)

For operations in the 746–758 MHz, 775–788 MHz, and 805–806 MHz bands, emissions in the band 1559–1610 MHz shall be limited to - 70 dBW/MHz equivalent isotropically radiated power (EIRP) for wideband signals, and -80 dBW EIRP for discrete emissions of less than 700 Hz bandwidth. For the purpose of equipment authorization, a transmitter shall be tested with an antenna that is representative of the type that will be used with the equipment in normal operation.

FCC § 27.53(g)

For operations in the 600MHz band and the 698-746MHz band, the power of any emission outside a licensee’s frequency band(s) of operation shall be attenuated below the transmitter power (P) within the licensed band(s) of operation, measured in watts, by at least 43+10*log(P) dB. Compliance with this provision is based on the use of measurement instrumentation employing a resolution bandwidth of 100 kHz bands immediately outside and adjacent to a licensee’s frequency block, a resolution bandwidth of at least 30 kHz may be employed.

FCC § 27.53(h) (1)

Except as otherwise specified below, for operations in the 1695-1710 MHz, 1710-1755 MHz, 1755-1780 MHz, 1915-1920 MHz, 1995-2000 MHz, 2000-2020 MHz, 2110-2155 MHz, 2155-2180 MHz, and 2180-2200 bands, the power of any emission outside a licensee's frequency block shall be attenuated below the transmitter power (P) in watts by at least 43 + 10 $\log_{10}$ (P) dB.

FCC § 27.53(l) (2)

For mobile operations in the 3700-3980 MHz band, the conducted power of any emission outside the licensee's authorized bandwidth shall not exceed −13 dBm/MHz.

FCC § 27.53(m) (4)

For mobile digital stations (BRS and EBS stations), the attenuation factor shall be not less than:

• 40+10logP dB (−10 dBm, 100 nW) on all frequencies between the channel edge and 5 MHz from the channel edge.

• 43+10logP dB (−13 dBm, 50 nW) on all frequencies between 5 MHz and X MHz from the channel edge,

• 55+10logP dB (−25 dBm, 3 nW) on all frequencies more than X MHz from the channel edge, where X is the greater of 6 MHz or the actual emission bandwidth (26 dB).

In addition, the attenuation factor shall not be less that 43 + 10 log (P) dB on all frequencies between 2490.5 MHz and 2496 MHz and 55 + 10 log (P) dB at or below 2490.5 MHz. Mobile Satellite Service licensees operating on frequencies below 2495 MHz may also submit a documented interference complaint against BRS licensees operating on channel BRS Channel 1 on the same terms and conditions as adjacent channel BRS or EBS licensees.

FCC § 27.53(n) (2)

For mobile operations in the 3450-3550 MHz band, the conducted power of any emission outside the licensee's authorized bandwidth shall not exceed −13 dBm/MHz.

FCC § 90.691

(a) Out-of-band emission requirement shall apply only to the “outer” channels included in an EA license and to spectrum adjacent to interior channels used by incumbent licensees. The emission limits are as follows:

(1) For any frequency removed from the EA licensee's frequency block by up to and including 37.5 kHz, the power of any emission shall be attenuated below the transmitter power (P) in watts by at least 116 $Log_{10}(f/6.1)$ decibels or 50 + 10 $Log_{10}(P)$ decibels or 80 decibels, whichever is the lesser attenuation, where f is the frequency removed from the center of the outer channel in the block in kilohertz and where f is greater than 12.5 kHz.

(2) For any frequency removed from the EA licensee's frequency block greater than 37.5 kHz, the power of any emission shall be attenuated below the transmitter power (P) in watts by at least 43 + $10Log_{10}(P)$ decibels or 80 decibels, whichever is the lesser attenuation, where f is the frequency removed from the center of the outer channel in the block in kilohertz and where f is greater than 37.5 kHz.

(b) When an emission outside of the authorized bandwidth causes harmful interference, the Commission may, at its discretion, require greater attenuation than specified in this section.

5.5.2 Test Setup

The section 4.4.1 (Diagram 1) test setup description was used for this test. The photo of test setup please refer to ANNEX B.

5.5.3 Test Procedure

The level of the carrier and the various conducted spurious and harmonic frequencies is measured by

means of a calibrated spectrum analyzer. The spectrum is scanned from the lowest frequency generated in the equipment up to a frequency including its 10th harmonic. On any frequency outside a licensee's frequency block, the power of any emission shall be attenuated below the transmitter power (P) by at least 43 + 10 log(P) dB. Compliance with these provisions is based on the use of measurement instrumentation employing a resolution bandwidth of 1 MHz or greater. However, in the 1 MHz bands immediately outside and adjacent to the frequency blocks a resolution bandwidth of at least one percent of the emission bandwidth of the fundamental emission of the transmitter may be employed. The emission bandwidth is defined as the width of the signal between two points, one below the carrier center frequency and one above the carrier center frequency, outside of which all emissions are attenuated at least 26 dB below the transmitter power.

1. The EUT is coupled to the system simulator and spectrum analyzer; the RF load attached to EUT antenna terminal is 50Ohm; the path loss as the factor is calibrated to correct the reading.

2. Base Station is used to establish communication with the EUT, and its parameters are set to force the EUT transmitting at maximum output power.

3. The RF output of the transmitter is connected to the input of the spectrum analyzer through sufficient attenuation.

4. Spurious emissions are tested with 0.001MHz RBW for frequency less than 150kHz, 0.01MHz RBW for frequency less than 30MHz, 0.1MHz RBW for frequency less than 1GHz, and 1MHz RBW for frequency above 1GHz. And sweep point number are at least 401, referring to following formula.

Sweep point number = Span/RBW

VBW=3*RBW

Detector Mode=mean or average power

5. Record the frequencies and levels of spurious emissions.

5.5.4 Test Result

Please refer to ANNEX A.5.

5.6 Band Edge

5.6.1 Limit

FCC § 2.1051 & 22.917(a) & 24.238(a) & 27.53(a) & 27.53(c) & 27.53(g) & 27.53(h) & 27.53(l) & 27.53(m) & 27.53(n) & 90.691

In the 1 MHz bands immediately outside and adjacent to the frequency block, a resolution bandwidth of at least one percent of the emission bandwidth of the fundamental emission of the transmitter may be employed.

The emission bandwidth is defined as the width of the signal between two points, one below the carrier center frequency and one above the carrier center frequency, outside of which all emissions are attenuated at least 26 dB below the transmitter power.

FCC § 22.917(a) & 24.238(a)

The power of any emission outside of the authorized operating frequency ranges must be attenuated below the transmitting power (P) by a factor of at least 43+10*log(P) dB. This is calculated to be -13 dBm.

FCC § 27.53(a) (4)

For mobile and portable stations operating in the 2305-2315MHz and 2350-2360MHz bands:

(1)By a factor of not less than: 43 + 10 log (P) dB on all frequencies between 2305 and 2320MHz and on all frequencies between 2345 and 2360MHz that are outside the licensed band(s) of operation, not less than 55 + 10 log (P) dB on all frequencies between 2320 and 2324MHz and on all frequencies between 2341 and 2345MHz, not less than 61 + 10 log (P) dB on all frequencies between 2324 and 2328MHz and on all frequencies between 2337 and 2341MHz, and not less than 67 + 10 log (P) dB on all frequencies between 2328 and 2337MHz.

(2)By a factor of not less than 43 + 10 log (P) dB on all frequencies between 2300 and 2305MHz, 55 + 10 log (P) dB on all frequencies between 2296 and 2300MHz, 61 + 10 log (P) dB on all frequencies between 2292 and 2296MHz, 67 + 10 log (P) dB on all frequencies between 2288 and 2292MHz, and 70 + 10 log (P) dB below 2288MHz.

(3)By a factor of not less than 43 + 10 log (P) dB on all frequencies between 2360 and 2365MHz, and not less than 70 + 10 log (P) dB above 2365MHz.

FCC § 27.53(c)

For operations in the 746–758 MHz band and the 776–788 MHz band, the power of any emission outside the licensee's frequency band(s) of operation shall be attenuated below the transmitter power (P) within the licensed band(s) of operation, measured in watts, in accordance with the following:

(1) On any frequency outside the 746–758 MHz band, the power of any emission shall be attenuated outside the

band below the transmitter power (P) by at least 43 + 10 log (P) dB;

(2) On any frequency outside the 776–788 MHz band, the power of any emission shall be attenuated outside the

band below the transmitter power (P) by at least 43 + 10 log (P) dB;

(3) On all frequencies between 763–775 MHz and 793–805 MHz, by a factor not less than 76 + 10 log (P) dB in a 6.25 kHz band segment, for base and fixed stations;

(4) On all frequencies between 763–775 MHz and 793–805 MHz, by a factor not less than 65 + 10 log (P) dB in a 6.25 kHz band segment, for mobile and portable stations;

(5) Compliance with the provisions of paragraphs (c)(1) and (c)(2) of this section is based on the use of measurement instrumentation employing a resolution bandwidth of 100 kHz or greater.

However, in the 100 kHz bands immediately outside and adjacent to the frequency block, a resolution bandwidth

of at least 30 kHz may be employed;

(6) Compliance with the provisions of paragraphs (c)(3) and (c)(4) of this section is based on the use of measurement instrumentation such that the reading taken with any resolution bandwidth setting should be adjusted to indicate spectral energy in a 6.25 kHz segment.

FCC § 27.53(g)

For operations in the 600MHz band and the 698-746MHz band, the power of any emission outside a licensee’s frequency band(s) of operation shall be attenuated below the transmitter power (P) within the licensed band(s) of operation, measured in watts, by at least 43+10*log(P) dB. Compliance with this provision is based on the use of measurement instrumentation employing a resolution bandwidth of 100 kHz bands immediately outside and adjacent to a licensee’s frequency block, a resolution bandwidth of at least 30 kHz may be employed.

FCC § 27.53(h) (1)

Except as otherwise specified below, for operations in the 1695-1710 MHz, 1710-1755 MHz, 1755-1780 MHz, 1915-1920 MHz, 1995-2000 MHz, 2000-2020 MHz, 2110-2155 MHz, 2155-2180 MHz, and 2180-2200 bands, the power of any emission outside a licensee's frequency block shall be attenuated below the transmitter power (P) in watts by at least 43 + 10 $\log_{10}$ (P) dB.

FCC § 27.53(l) (2)

For mobile operations in the 3700-3980 MHz band, the conducted power of any emission outside the licensee's authorized bandwidth shall not exceed −13 dBm/MHz.

FCC § 27.53(m) (4)

For mobile digital stations (BRS and EBS stations), the attenuation factor shall be not less than:

• 40+10logP dB (−10 dBm, 100 nW) on all frequencies between the channel edge and 5 MHz from the channel edge.

• 43+10logP dB (−13 dBm, 50 nW) on all frequencies between 5 MHz and X MHz from the channel edge,

• 55+10logP dB (−25 dBm, 3 nW) on all frequencies more than X MHz from the channel edge, where X is the greater of 6 MHz or the actual emission bandwidth (26 dB).

In addition, the attenuation factor shall not be less that 43 + 10 log (P) dB on all frequencies between 2490.5 MHz and 2496 MHz and 55 + 10 log (P) dB at or below 2490.5 MHz. Mobile Satellite Service licensees operating on frequencies below 2495 MHz may also submit a documented interference complaint against BRS licensees operating on channel BRS Channel 1 on the same terms and conditions as adjacent channel BRS or EBS licensees.

FCC § 27.53(n) (2)

For mobile operations in the 3450-3550 MHz band, the conducted power of any emission outside the licensee's authorized bandwidth shall not exceed −13 dBm/MHz.

FCC § 90.691

(a) Out-of-band emission requirement shall apply only to the “outer” channels included in an EA license and to spectrum adjacent to interior channels used by incumbent licensees. The emission limits are as follows:

(1) For any frequency removed from the EA licensee's frequency block by up to and including 37.5 kHz, the power of any emission shall be attenuated below the transmitter power (P) in watts by at least 116 $Log_{10}(f/6.1)$ decibels or 50 + 10 $Log_{10}(P)$ decibels or 80 decibels, whichever is the lesser attenuation, where f is the frequency removed from the center of the outer channel in the block in kilohertz and where f is greater than 12.5 kHz.

(2) For any frequency removed from the EA licensee's frequency block greater than 37.5 kHz, the power of any emission shall be attenuated below the transmitter power (P) in watts by at least 43 + $10Log_{10}(P)$ decibels or 80 decibels, whichever is the lesser attenuation, where f is the frequency removed from the center of the outer channel in the block in kilohertz and where f is greater than 37.5 kHz.

(b) When an emission outside of the authorized bandwidth causes harmful interference, the Commission may, at its discretion, require greater attenuation than specified in this section.

5.6.2 Test Setup

The section 4.4.1 (Diagram 1) test setup description was used for this test. The photo of test setup please refer to ANNEX B.

5.6.3 Test Procedure

The EUT, which is powered by the Battery, is coupled to the Spectrum Analyzer (SA) and the System Simulator (SS) with attenuators through the Power Splitter; the RF load attached to the EUT antenna terminal is 50 Ohm; the path loss as the factor is calibrated to correct the reading.

1.The EUT is coupled to the system simulator and spectrum analyzer; the RF load attached to EUT antenna terminal is 50Ohm; the path loss as the factor is calibrated to correct the reading.

2. Base Station is used to establish communication with the EUT, and its parameters are set to force the EUT transmitting at maximum output power.

3. The RF output of the transmitter is connected to the input of the spectrum analyzer through sufficient attenuation.

4. The center of the spectrum analyzer was set to block edge frequency.

5. Band edge are tested with 1%*cBW (RBW), and sweep point number referred to following formula.

Sweep point number = 2*Span/RBW

VBW=3RBW

6. Record the frequencies and levels of spurious emissions.

For mobile and portable stations, on all frequencies between 763–775 MHz and 793–805 MHz, by a factor not less than 65 + 10 log (P) dB in a 6.25 kHz band segment. Since it was not possible to set the resolution bandwidth to 6.25 kHz with the available equipment, a bandwidth of 10 kHz was used instead to show compliance. By using a 10 kHz bandwidth on the spectrum analyzer.

10*log(10 kHz / 6.25 kHz) = 2.04 dB
Limit Line = -35 dBm + 2.04 dB = -32.96dBm

5.6.4 Test Result

Please refer to ANNEX A.6.

5.7 Field Strength of Spurious Radiation

5.7.1 Limit

FCC § 2.1053 & 22.917(a) & 24.238(a) & 27.53(a) & 27.53(c) & 27.53(f) & 27.53(g) & 27.53(h) & 27.53(l) & 27.53(m) & 27.53(n) & 90.691

FCC § 22.917(a) & 24.238(a)

The power of any emission outside of the authorized operating frequency ranges must be attenuated below the transmitting power (P) by a factor of at least 43+10*log(P) dB. This is calculated to be -13 dBm.

FCC § 27.53(a) (4)

For mobile and portable stations operating in the 2305-2315MHz and 2350-2360MHz bands:

(1)By a factor of not less than: 43 + 10 log (P) dB on all frequencies between 2305 and 2320MHz and on all frequencies between 2345 and 2360MHz that are outside the licensed band(s) of operation, not less than 55 + 10 log (P) dB on all frequencies between 2320 and 2324MHz and on all frequencies between 2341 and 2345MHz, not less than 61 + 10 log (P) dB on all frequencies between 2324 and 2328MHz and on all frequencies between 2337 and 2341MHz, and not less than 67 + 10 log (P) dB on all frequencies between 2328 and 2337MHz.

(2)By a factor of not less than 43 + 10 log (P) dB on all frequencies between 2300 and 2305MHz, 55 + 10 log (P) dB on all frequencies between 2296 and 2300MHz, 61 + 10 log (P) dB on all frequencies between 2292 and 2296MHz, 67 + 10 log (P) dB on all frequencies between 2288 and 2292MHz, and 70 + 10 log (P) dB below 2288MHz.

(3)By a factor of not less than 43 + 10 log (P) dB on all frequencies between 2360 and 2365MHz, and not less than 70 + 10 log (P) dB above 2365MHz.

FCC § 27.53(c)

For operations in the 746–758 MHz band and the 776–788 MHz band, the power of any emission outside the licensee's frequency band(s) of operation shall be attenuated below the transmitter power (P) within the licensed band(s) of operation, measured in watts, in accordance with the following:

(1) On any frequency outside the 746–758 MHz band, the power of any emission shall be attenuated outside the

band below the transmitter power (P) by at least 43 + 10 log (P) dB;

(2) On any frequency outside the 776–788 MHz band, the power of any emission shall be attenuated outside the

band below the transmitter power (P) by at least 43 + 10 log (P) dB;

(3) On all frequencies between 763–775 MHz and 793–805 MHz, by a factor not less than 76 + 10 log (P) dB in a 6.25 kHz band segment, for base and fixed stations;

(4) On all frequencies between 763–775 MHz and 793–805 MHz, by a factor not less than 65 + 10 log (P) dB in a 6.25 kHz band segment, for mobile and portable stations;

(5) Compliance with the provisions of paragraphs (c)(1) and (c)(2) of this section is based on the use of

measurement instrumentation employing a resolution bandwidth of 100 kHz or greater.

However, in the 100 kHz bands immediately outside and adjacent to the frequency block, a resolution bandwidth

of at least 30 kHz may be employed;

(6) Compliance with the provisions of paragraphs (c)(3) and (c)(4) of this section is based on the use of measurement instrumentation such that the reading taken with any resolution bandwidth setting should be adjusted to indicate spectral energy in a 6.25 kHz segment.

FCC § 27.53(f)

For operations in the 746–758 MHz, 775–788 MHz, and 805–806 MHz bands, emissions in the band 1559–1610 MHz shall be limited to - 70 dBW/MHz equivalent isotropically radiated power (EIRP) for wideband signals, and -80 dBW EIRP for discrete emissions of less than 700 Hz bandwidth. For the purpose of equipment authorization, a transmitter shall be tested with an antenna that is representative of the type that will be used with the equipment in normal operation.

FCC § 27.53(g)

For operations in the 600MHz band and the 698-746MHz band, the power of any emission outside a licensee's frequency band(s) of operation shall be attenuated below the transmitter power (P) within the licensed band(s) of operation, measured in watts, by at least 43+10*log(P) dB. Compliance with this provision is based on the use of measurement instrumentation employing a resolution bandwidth of 100 kHz bands immediately outside and adjacent to a licensee's frequency block, a resolution bandwidth of at least 30 kHz may be employed.

FCC § 27.53(h) (1)

Except as otherwise specified below, for operations in the 1695-1710 MHz, 1710-1755 MHz, 1755-1780 MHz, 1915-1920 MHz, 1995-2000 MHz, 2000-2020 MHz, 2110-2155 MHz, 2155-2180 MHz, and 2180-2200 bands, the power of any emission outside a licensee's frequency block shall be attenuated below the transmitter power (P) in watts by at least 43 + 10 $\log_{10}$ (P) dB.

FCC § 27.53(l) (2)

For mobile operations in the 3700-3980 MHz band, the conducted power of any emission outside the licensee's authorized bandwidth shall not exceed −13 dBm/MHz.

FCC § 27.53(m) (4)

For mobile digital stations (BRS and EBS stations), the attenuation factor shall be not less than:

• 40+10logP dB (−10 dBm, 100 nW) on all frequencies between the channel edge and 5 MHz from the channel edge.

• 43+10logP dB (−13 dBm, 50 nW) on all frequencies between 5 MHz and X MHz from the channel edge,

• 55+10logP dB (−25 dBm, 3 nW) on all frequencies more than X MHz from the channel edge, where X is the greater of 6 MHz or the actual emission bandwidth (26 dB).

In addition, the attenuation factor shall not be less that 43 + 10 log (P) dB on all frequencies between 2490.5 MHz and 2496 MHz and 55 + 10 log (P) dB at or below 2490.5 MHz. Mobile Satellite Service

licensees operating on frequencies below 2495 MHz may also submit a documented interference complaint against BRS licensees operating on channel BRS Channel 1 on the same terms and conditions as adjacent channel BRS or EBS licensees.

FCC § 27.53(n) (2)

For mobile operations in the 3450-3550 MHz band, the conducted power of any emission outside the licensee's authorized bandwidth shall not exceed −13 dBm/MHz.

FCC § 90.691

(a) Out-of-band emission requirement shall apply only to the “outer” channels included in an EA license and to spectrum adjacent to interior channels used by incumbent licensees. The emission limits are as follows:

(1) For any frequency removed from the EA licensee's frequency block by up to and including 37.5 kHz, the power of any emission shall be attenuated below the transmitter power (P) in watts by at least 116 $Log_{10}(f/6.1)$ decibels or 50 + 10 $Log_{10}(P)$ decibels or 80 decibels, whichever is the lesser attenuation, where f is the frequency removed from the center of the outer channel in the block in kilohertz and where f is greater than 12.5 kHz.

(2) For any frequency removed from the EA licensee's frequency block greater than 37.5 kHz, the power of any emission shall be attenuated below the transmitter power (P) in watts by at least 43 + $10Log_{10}(P)$ decibels or 80 decibels, whichever is the lesser attenuation, where f is the frequency removed from the center of the outer channel in the block in kilohertz and where f is greater than 37.5 kHz.

(b) When an emission outside of the authorized bandwidth causes harmful interference, the Commission may, at its discretion, require greater attenuation than specified in this section.

5.7.2 Test Setup

The section 4.4.3 and 4.4.4 (Diagram 3, 4) test setup description was used for this test. The photo of test setup please refer to ANNEX B.

5.7.3 Test Procedure

1. On a test site, the EUT shall be placed at 80cm height on a turn table, and in the position close to normal use as declared by the applicant.

2. The test antenna shall be oriented initially for vertical polarization located 3 m from EUT to correspond to the fundamental frequency of the transmitter.

3. The output of the test antenna shall be connected to the measuring receiver and the peak detector is used for the measurement.

4. During the measurement of the EUT, the resolution bandwidth was to 1 MHz and the average bandwidth

was set to 1 MHz.

5. The transmitter shall be switched on; the measuring receiver shall be tuned to the frequency of the

transmitter under test.

6. The test antenna shall be raised and lowered through the specified range of height until the maximum signal level is detected by the measuring receiver.

7. The transmitter shall be rotated through 360° in the horizontal plane, until the maximum signal level is detected by the measuring receiver.

8. The test antenna shall be raised and lowered again through the specified range of height until the maximum signal level is detected by the measuring receiver.

9. The maximum signal level detected by the measuring receiver shall be noted.

10. The EUT was replaced by half-wave dipole (824 ~ 849 MHz) or horn antenna (1 850 ~ 1 910 MHz) connected to a signal generator.

11. In necessary, the input attenuator setting on the measuring receiver shall be adjusted in order to increase

the sensitivity of the measuring receiver.

12. The test antenna shall be raised and lowered through the specified range of height to ensure that the maximum signal is received.

13. The input signal to the substitution antenna shall be adjusted to the level that produces a level detected by the measuring received, which is equal to the level noted while the transmitter radiated power was measured, corrected for the change of input attenuator setting of the measuring receiver.

14. The input level to the substitution antenna shall be recorded as power level in dBm, corrected for any change of input attenuator setting of the measuring receiver.

15. The measurement shall be repeated with the test antenna and the substitution antenna orientated for horizontal polarization.

Final measurement calculation as below:

The relevant equation for determining the ERP/EIRP from the radiated RF output power is:

ERP/EIRP (dBm) = SA Read Value (dBm) + Correction Factor (dB)

where:
ERP/EIRP = effective or equivalent radiated power, in dBm;
SA Read Value = measured transmitter power received by EMI receiver or spectrum analyzer, in dBm;
Correction Factor = total correction factor including cable loss, in dB;

During the test, the data of Correction Factor (dB) is added in the EMI receiver or spectrum analyzer,

so SA Read Value (dBm) is the final values which contains the data of Correction Factor (dB).

For example:

In the ERP test, when SA read value for GSM850 is 21dBm, and correction factor is 8dB, then final ERP value for GSM850 is:

ERP (dBm) = 21dBm + 8dB = 29dBm

5.7.4 Test Result

Please refer to ANNEX A.7.

ANNEX A TEST RESULTS

A.1 Transmitter Radiated Power (EIRP/ERP)

GSM Mode Test Data

Test Band	Test Channel	Conducted Output Peak Power (dBm)	Antenna Gain (dBi)	Antenna Gain (dBd)	ERP (dBm)	ERP (W)	Limit (W)	Verdict
GSM 850	LCH	32.55	-4.8	-6.95	25.60	0.363	7.00	Pass
	MCH	32.75	-4.8	-6.95	25.80	0.380	7.00	Pass
	HCH	32.68	-4.8	-6.95	25.73	0.374	7.00	Pass
GPRS 850	LCH	32.60	-4.8	-6.95	25.65	0.367	7.00	Pass
	MCH	32.77	-4.8	-6.95	25.82	0.382	7.00	Pass
	HCH	32.70	-4.8	-6.95	25.75	0.376	7.00	Pass
EGPRS 850	LCH	30.77	-4.8	-6.95	23.82	0.241	7.00	Pass
	MCH	30.81	-4.8	-6.95	23.86	0.243	7.00	Pass
	HCH	30.77	-4.8	-6.95	23.82	0.241	7.00	Pass

Test Band	Test Channel	Conducted Output Peak Power (dBm)	Antenna Gain (dBi)	EIRP (dBm)	EIRP (W)	Limit (W)	Verdict
GSM 1900	LCH	29.63	-2.17	27.46	0.557	2.00	Pass
	MCH	29.65	-2.17	27.48	0.560	2.00	Pass
	HCH	29.79	-2.17	27.62	0.578	2.00	Pass
GPRS 1900	LCH	29.61	-2.17	27.44	0.555	2.00	Pass
	MCH	29.60	-2.17	27.43	0.553	2.00	Pass
	HCH	29.67	-2.17	27.50	0.562	2.00	Pass
EGPRS 1900	LCH	28.81	-2.17	26.64	0.461	2.00	Pass
	MCH	28.75	-2.17	26.58	0.455	2.00	Pass
	HCH	28.99	-2.17	26.82	0.481	2.00	Pass

Note 1: For the GPRS and EGPRS mode, all slots were tested and just the worst data were recorded in this table.

Note 2: ERP/EIRP = P_{Meas} + GT − LC

ERP/EIRP = effective or equivalent radiated power, respectively (expressed in the same units as P_{Meas}, typically dBW or dBm);

P_{Meas} = measured transmitter output power or PSD, in dBm or dBW;

GT = gain of the transmitting antenna, in dBd (ERP) or dBi (EIRP);

LC = signal attenuation in the connecting cable between the transmitter and antenna, in dB.

ERP = EIRP – 2.15; where ERP and EIRP are expressed in consistent units.

Note 3: Set PCL to 5 for GSM/GPRS 850 (power class 4) and 0 for GSM/GPRS 1900 (power class 1).

Set PCL to 8 for EGPRS850 (power class E2) and 2 for EGPRS1900 (power class E2).

GPRS Conducted Output Power

Band	Channel	Conducted Output Peak Power							
		1 Slot (dBm)	1 Slot (W)	2 Slots (dBm)	2 Slots (W)	3 Slots (dBm)	3 Slots (W)	4 Slots (dBm)	4 Slots (W)
GPRS 850	LCH	32.60	1.820	31.84	1.526	30.03	1.008	28.98	0.790
	MCH	32.77	1.892	32.03	1.594	30.20	1.048	29.19	0.829
	HCH	32.70	1.862	31.96	1.570	30.14	1.032	29.07	0.807
GPRS 1900	LCH	29.61	0.914	28.83	0.763	26.98	0.499	25.87	0.386
	MCH	29.60	0.912	28.82	0.762	26.98	0.499	25.87	0.386
	HCH	29.67	0.927	28.90	0.775	27.03	0.505	25.95	0.393

EGPRS Conducted Output Power

Band	Channel	Conducted Output Peak Power							
		1 Slot (dBm)	1 Slot (W)	2 Slots (dBm)	2 Slots (W)	3 Slots (dBm)	3 Slots (W)	4 Slots (dBm)	4 Slots (W)
EGPRS 850	LCH	30.77	1.194	29.44	0.879	27.02	0.504	26.24	0.420
	MCH	30.81	1.205	29.43	0.877	27.14	0.517	26.02	0.400
	HCH	30.77	1.194	29.44	0.878	27.18	0.522	26.07	0.404
EGPRS 1900	LCH	28.81	0.760	27.80	0.602	26.12	0.409	25.09	0.323
	MCH	28.75	0.750	27.78	0.600	26.13	0.410	25.03	0.318
	HCH	28.99	0.793	28.04	0.637	26.14	0.411	25.17	0.329

WCDMA Mode Test Data

Test Band	Test Channel	Conducted Output AV Power (dBm)	Antenna Gain (dBi)	EIRP (dBm)	EIRP (W)	Limit (W)	Verdict
WCDMA Band 2	LCH	23.44	-2.17	21.27	0.134	2.00	Pass
	MCH	23.55	-2.17	21.38	0.137	2.00	Pass
	HCH	23.69	-2.17	21.52	0.142	2.00	Pass
HSDPA Band 2	LCH	22.98	-2.17	20.81	0.121	2.00	Pass
	MCH	23.12	-2.17	20.95	0.124	2.00	Pass
	HCH	23.30	-2.17	21.13	0.130	2.00	Pass
HSUPA Band 2	LCH	21.96	-2.17	19.79	0.095	2.00	Pass
	MCH	22.05	-2.17	19.88	0.097	2.00	Pass
	HCH	22.22	-2.17	20.05	0.101	2.00	Pass

Test Band	Test Channel	Conducted Output AV Power (dBm)	Antenna Gain (dBi)	EIRP (dBm)	EIRP (W)	Limit (W)	Verdict
WCDMA Band 4	LCH	23.17	-2.88	20.29	0.107	1.00	Pass
	MCH	23.12	-2.88	20.24	0.106	1.00	Pass
	HCH	23.13	-2.88	20.25	0.106	1.00	Pass
HSDPA Band 4	LCH	21.51	-2.88	18.63	0.073	1.00	Pass
	MCH	21.54	-2.88	18.66	0.073	1.00	Pass
	HCH	21.51	-2.88	18.63	0.073	1.00	Pass
HSUPA Band 4	LCH	21.75	-2.88	18.87	0.077	1.00	Pass
	MCH	21.73	-2.88	18.85	0.077	1.00	Pass
	HCH	21.70	-2.88	18.82	0.076	1.00	Pass

Test Band	Test Channel	Conducted Output AV Power (dBm)	Antenna Gain (dBi)	Antenna Gain (dBd)	ERP (dBm)	ERP (W)	Limit (W)	Verdict
WCDMA Band 5	LCH	23.79	-4.8	-6.95	16.84	0.048	7.00	Pass
	MCH	23.81	-4.8	-6.95	16.86	0.049	7.00	Pass
	HCH	23.75	-4.8	-6.95	16.80	0.048	7.00	Pass
HSDPA Band 5	LCH	23.84	-4.8	-6.95	16.89	0.049	7.00	Pass
	MCH	23.90	-4.8	-6.95	16.95	0.050	7.00	Pass
	HCH	23.94	-4.8	-6.95	16.99	0.050	7.00	Pass
HSUPA Band 5	LCH	22.84	-4.8	-6.95	15.89	0.039	7.00	Pass
	MCH	22.87	-4.8	-6.95	15.92	0.039	7.00	Pass
	HCH	22.89	-4.8	-6.95	15.94	0.039	7.00	Pass

Note 1: For the HSDPA and HSUPA mode, all subtests were tested and just the worst data were recorded in this table.

Note 2: ERP/EIRP = P_{Meas} + GT − LC

ERP/EIRP = effective or equivalent radiated power, respectively (expressed in the same units as P_{Meas}, typically dBW or dBm);

P_{Meas} = measured transmitter output power or PSD, in dBm or dBW;

GT = gain of the transmitting antenna, in dBd (ERP) or dBi (EIRP);

LC = signal attenuation in the connecting cable between the transmitter and antenna, in dB.

ERP = EIRP – 2.15; where ERP and EIRP are expressed in consistent units.

HSDPA Conducted Output Power

Band	Channel	Conducted Output Average Power							
		Subtest1		Subtest2		Subtest3		Subtest4	
		(dBm)	(W)	(dBm)	(W)	(dBm)	(W)	(dBm)	(W)
HSDPA Band 2	LCH	22.98	0.199	22.93	0.196	22.55	0.180	22.53	0.179
	MCH	23.08	0.203	23.12	0.205	22.67	0.185	22.65	0.184
	HCH	23.29	0.213	23.30	0.214	22.82	0.191	22.83	0.192
HSDPA Band 4	LCH	22.71	0.187	22.65	0.184	22.22	0.167	22.25	0.168
	MCH	22.74	0.188	22.68	0.185	22.21	0.166	22.26	0.168
	HCH	22.70	0.186	22.67	0.185	22.25	0.168	22.20	0.166
HSDPA Band 5	LCH	23.79	0.239	23.84	0.242	23.37	0.217	23.35	0.216
	MCH	23.87	0.244	23.90	0.245	23.44	0.221	23.42	0.220
	HCH	23.94	0.248	23.93	0.247	23.48	0.223	23.45	0.221

HSUPA Conducted Output Power

Band	Channel	Conducted Output Average Power									
		Subtest1		Subtest2		Subtest3		Subtest4		Subtest5	
		(dBm)	(W)	(dBm)	(W)	(dBm)	(W)	(dBm)	(W)	(dBm)	(W)
HSUPA Band 2	LCH	21.44	0.139	20.89	0.123	20.93	0.124	20.42	0.110	21.96	0.157
	MCH	21.56	0.143	21.03	0.127	22.05	0.160	20.45	0.111	22.05	0.160
	HCH	21.75	0.150	21.19	0.132	22.21	0.166	20.69	0.117	22.22	0.167
HSUPA Band 4	LCH	20.99	0.126	20.51	0.112	21.51	0.142	20.03	0.101	21.47	0.140
	MCH	21.04	0.127	20.55	0.114	21.54	0.143	20.05	0.101	21.49	0.141
	HCH	21.01	0.126	20.48	0.112	21.51	0.142	19.98	0.100	21.48	0.141
HSUPA Band 5	LCH	21.81	0.152	21.80	0.151	22.84	0.192	21.38	0.137	22.79	0.190
	MCH	21.86	0.153	21.85	0.153	22.87	0.194	21.40	0.138	22.83	0.192
	HCH	21.90	0.155	21.94	0.156	22.89	0.195	21.41	0.138	22.89	0.195

LTE Mode Test Data

LTE Mode Test Data

Test BW	Test Channel	Test Mode	Test RB (Size#Offset)	Conducted Output AV Power (dBm)	Antenna Gain (dBi)	EIRP (dBm)	EIRP (W)	Limit (W)	Verdict
LTE BAND2									
1.4 MHz	LCH	QPSK	RB1#0	22.54	-2.17	20.37	0.109	2.00	Pass
			RB1#3	22.51	-2.17	20.34	0.108	2.00	Pass
			RB1#5	22.52	-2.17	20.35	0.108	2.00	Pass
			RB3#0	22.55	-2.17	20.38	0.109	2.00	Pass
			RB3#2	22.55	-2.17	20.38	0.109	2.00	Pass
			RB3#3	22.55	-2.17	20.38	0.109	2.00	Pass
			RB6#0	21.56	-2.17	19.39	0.087	2.00	Pass
		16-QAM	RB1#0	21.71	-2.17	19.54	0.090	2.00	Pass
			RB1#3	21.69	-2.17	19.52	0.090	2.00	Pass
			RB1#5	21.69	-2.17	19.52	0.090	2.00	Pass
			RB3#0	21.61	-2.17	19.44	0.088	2.00	Pass
			RB3#2	21.62	-2.17	19.45	0.088	2.00	Pass
			RB3#3	21.62	-2.17	19.45	0.088	2.00	Pass
			RB6#0	20.75	-2.17	18.58	0.072	2.00	Pass
	MCH	QPSK	RB1#0	22.64	-2.17	20.47	0.111	2.00	Pass
			RB1#3	22.61	-2.17	20.44	0.111	2.00	Pass
			RB1#5	22.65	-2.17	20.48	0.112	2.00	Pass
			RB3#0	22.58	-2.17	20.41	0.110	2.00	Pass
			RB3#2	22.61	-2.17	20.44	0.111	2.00	Pass
			RB3#3	22.6	-2.17	20.43	0.110	2.00	Pass
			RB6#0	21.67	-2.17	19.50	0.089	2.00	Pass
		16-QAM	RB1#0	22.06	-2.17	19.89	0.097	2.00	Pass
			RB1#3	22.05	-2.17	19.88	0.097	2.00	Pass
			RB1#5	22.05	-2.17	19.88	0.097	2.00	Pass
			RB3#0	21.82	-2.17	19.65	0.092	2.00	Pass
			RB3#2	21.83	-2.17	19.66	0.092	2.00	Pass
			RB3#3	21.82	-2.17	19.65	0.092	2.00	Pass
			RB6#0	20.58	-2.17	18.41	0.069	2.00	Pass
	HCH	QPSK	RB1#0	22.7	-2.17	20.53	0.113	2.00	Pass
			RB1#3	22.65	-2.17	20.48	0.112	2.00	Pass
			RB1#5	22.7	-2.17	20.53	0.113	2.00	Pass
			RB3#0	22.79	-2.17	20.62	0.115	2.00	Pass
			RB3#2	22.76	-2.17	20.59	0.115	2.00	Pass
			RB3#3	22.76	-2.17	20.59	0.115	2.00	Pass
			RB6#0	21.74	-2.17	19.57	0.091	2.00	Pass

Test BW	Test Channel	Test Mode	Test RB (Size#Offset)	Conducted Output AV Power (dBm)	Antenna Gain (dBi)	EIRP (dBm)	EIRP (W)	Limit (W)	Verdict
LTE BAND2									
		16-QAM	RB1#0	21.91	-2.17	19.74	0.094	2.00	Pass
			RB1#3	21.63	-2.17	19.46	0.088	2.00	Pass
			RB1#5	21.66	-2.17	19.49	0.089	2.00	Pass
			RB3#0	21.91	-2.17	19.74	0.094	2.00	Pass
			RB3#2	21.93	-2.17	19.76	0.095	2.00	Pass
			RB3#3	21.93	-2.17	19.76	0.095	2.00	Pass
			RB6#0	20.96	-2.17	18.79	0.076	2.00	Pass
3 MHz	LCH	QPSK	RB1#0	22.59	-2.17	20.42	0.110	2.00	Pass
			RB1#7	22.52	-2.17	20.35	0.108	2.00	Pass
			RB1#14	22.51	-2.17	20.34	0.108	2.00	Pass
			RB8#0	21.63	-2.17	19.46	0.088	2.00	Pass
			RB8#4	21.62	-2.17	19.45	0.088	2.00	Pass
			RB8#7	21.6	-2.17	19.43	0.088	2.00	Pass
			RB15#0	21.65	-2.17	19.48	0.089	2.00	Pass
		16-QAM	RB1#0	21.52	-2.17	19.35	0.086	2.00	Pass
			RB1#7	21.49	-2.17	19.32	0.086	2.00	Pass
			RB1#14	21.45	-2.17	19.28	0.085	2.00	Pass
			RB8#0	20.77	-2.17	18.60	0.072	2.00	Pass
			RB8#4	20.71	-2.17	18.54	0.071	2.00	Pass
			RB8#7	20.7	-2.17	18.53	0.071	2.00	Pass
			RB15#0	20.68	-2.17	18.51	0.071	2.00	Pass
	MCH	QPSK	RB1#0	22.62	-2.17	20.45	0.111	2.00	Pass
			RB1#7	22.66	-2.17	20.49	0.112	2.00	Pass
			RB1#14	22.59	-2.17	20.42	0.110	2.00	Pass
			RB8#0	21.63	-2.17	19.46	0.088	2.00	Pass
			RB8#4	21.66	-2.17	19.49	0.089	2.00	Pass
			RB8#7	21.64	-2.17	19.47	0.089	2.00	Pass
			RB15#0	21.63	-2.17	19.46	0.088	2.00	Pass
		16-QAM	RB1#0	22.13	-2.17	19.96	0.099	2.00	Pass
			RB1#7	22.09	-2.17	19.92	0.098	2.00	Pass
			RB1#14	22.08	-2.17	19.91	0.098	2.00	Pass
			RB8#0	20.77	-2.17	18.60	0.072	2.00	Pass
			RB8#4	20.75	-2.17	18.58	0.072	2.00	Pass
			RB8#7	20.74	-2.17	18.57	0.072	2.00	Pass
			RB15#0	20.7	-2.17	18.53	0.071	2.00	Pass
	HCH	QPSK	RB1#0	22.79	-2.17	20.62	0.115	2.00	Pass
			RB1#7	22.72	-2.17	20.55	0.114	2.00	Pass
			RB1#14	22.69	-2.17	20.52	0.113	2.00	Pass

Test BW	Test Channel	Test Mode	Test RB (Size#Offset)	Conducted Output AV Power (dBm)	Antenna Gain (dBi)	EIRP (dBm)	EIRP (W)	Limit (W)	Verdict
LTE BAND2									
			RB8#0	21.88	-2.17	19.71	0.094	2.00	Pass
			RB8#4	21.81	-2.17	19.64	0.092	2.00	Pass
			RB8#7	21.77	-2.17	19.60	0.091	2.00	Pass
			RB15#0	21.84	-2.17	19.67	0.093	2.00	Pass
		16-QAM	RB1#0	21.94	-2.17	19.77	0.095	2.00	Pass
			RB1#7	21.77	-2.17	19.60	0.091	2.00	Pass
			RB1#14	21.82	-2.17	19.65	0.092	2.00	Pass
			RB8#0	20.96	-2.17	18.79	0.076	2.00	Pass
			RB8#4	20.88	-2.17	18.71	0.074	2.00	Pass
			RB8#7	20.88	-2.17	18.71	0.074	2.00	Pass
			RB15#0	20.82	-2.17	18.65	0.073	2.00	Pass
5 MHz	LCH	QPSK	RB1#0	22.7	-2.17	20.53	0.113	2.00	Pass
			RB1#13	22.7	-2.17	20.53	0.113	2.00	Pass
			RB1#24	22.68	-2.17	20.51	0.112	2.00	Pass
			RB12#0	21.71	-2.17	19.54	0.090	2.00	Pass
			RB12#6	21.65	-2.17	19.48	0.089	2.00	Pass
			RB12#13	21.65	-2.17	19.48	0.089	2.00	Pass
			RB25#0	21.69	-2.17	19.52	0.090	2.00	Pass
		16-QAM	RB1#0	21.91	-2.17	19.74	0.094	2.00	Pass
			RB1#13	21.86	-2.17	19.69	0.093	2.00	Pass
			RB1#24	21.88	-2.17	19.71	0.094	2.00	Pass
			RB12#0	20.82	-2.17	18.65	0.073	2.00	Pass
			RB12#6	20.76	-2.17	18.59	0.072	2.00	Pass
			RB12#13	20.74	-2.17	18.57	0.072	2.00	Pass
			RB25#0	20.73	-2.17	18.56	0.072	2.00	Pass
	MCH	QPSK	RB1#0	22.75	-2.17	20.58	0.114	2.00	Pass
			RB1#13	22.78	-2.17	20.61	0.115	2.00	Pass
			RB1#24	22.7	-2.17	20.53	0.113	2.00	Pass
			RB12#0	21.72	-2.17	19.55	0.090	2.00	Pass
			RB12#6	21.66	-2.17	19.49	0.089	2.00	Pass
			RB12#13	21.69	-2.17	19.52	0.090	2.00	Pass
			RB25#0	21.71	-2.17	19.54	0.090	2.00	Pass
		16-QAM	RB1#0	22.29	-2.17	20.12	0.103	2.00	Pass
			RB1#13	22.31	-2.17	20.14	0.103	2.00	Pass
			RB1#24	22.36	-2.17	20.19	0.104	2.00	Pass
			RB12#0	20.86	-2.17	18.69	0.074	2.00	Pass
			RB12#6	20.82	-2.17	18.65	0.073	2.00	Pass
			RB12#13	20.84	-2.17	18.67	0.074	2.00	Pass

Test BW	Test Channel	Test Mode	Test RB (Size#Offset)	Conducted Output AV Power (dBm)	Antenna Gain (dBi)	EIRP (dBm)	EIRP (W)	Limit (W)	Verdict
LTE BAND2									
			RB25#0	20.78	-2.17	18.61	0.073	2.00	Pass
	HCH	QPSK	RB1#0	22.84	-2.17	20.67	0.117	2.00	Pass
			RB1#13	22.88	-2.17	20.71	0.118	2.00	Pass
			RB1#24	22.77	-2.17	20.60	0.115	2.00	Pass
			RB12#0	21.92	-2.17	19.75	0.094	2.00	Pass
			RB12#6	21.85	-2.17	19.68	0.093	2.00	Pass
			RB12#13	21.78	-2.17	19.61	0.091	2.00	Pass
			RB25#0	21.89	-2.17	19.72	0.094	2.00	Pass
		16-QAM	RB1#0	22.02	-2.17	19.85	0.097	2.00	Pass
			RB1#13	21.97	-2.17	19.80	0.095	2.00	Pass
			RB1#24	21.9	-2.17	19.73	0.094	2.00	Pass
			RB12#0	21	-2.17	18.83	0.076	2.00	Pass
			RB12#6	20.95	-2.17	18.78	0.076	2.00	Pass
			RB12#13	20.88	-2.17	18.71	0.074	2.00	Pass
			RB25#0	20.85	-2.17	18.68	0.074	2.00	Pass
10 MHz	LCH	QPSK	RB1#0	22.69	-2.17	20.52	0.113	2.00	Pass
			RB1#25	22.66	-2.17	20.49	0.112	2.00	Pass
			RB1#49	22.62	-2.17	20.45	0.111	2.00	Pass
			RB25#0	21.72	-2.17	19.55	0.090	2.00	Pass
			RB25#13	21.68	-2.17	19.51	0.089	2.00	Pass
			RB25#25	21.68	-2.17	19.51	0.089	2.00	Pass
			RB50#0	21.69	-2.17	19.52	0.090	2.00	Pass
		16-QAM	RB1#0	21.68	-2.17	19.51	0.089	2.00	Pass
			RB1#25	21.62	-2.17	19.45	0.088	2.00	Pass
			RB1#49	21.58	-2.17	19.41	0.087	2.00	Pass
			RB25#0	20.73	-2.17	18.56	0.072	2.00	Pass
			RB25#13	20.68	-2.17	18.51	0.071	2.00	Pass
			RB25#25	20.68	-2.17	18.51	0.071	2.00	Pass
			RB50#0	20.65	-2.17	18.48	0.070	2.00	Pass
	MCH	QPSK	RB1#0	22.63	-2.17	20.46	0.111	2.00	Pass
			RB1#25	22.72	-2.17	20.55	0.114	2.00	Pass
			RB1#49	22.63	-2.17	20.46	0.111	2.00	Pass
			RB25#0	21.69	-2.17	19.52	0.090	2.00	Pass
			RB25#13	21.69	-2.17	19.52	0.090	2.00	Pass
			RB25#25	21.71	-2.17	19.54	0.090	2.00	Pass
			RB50#0	21.7	-2.17	19.53	0.090	2.00	Pass
		16-QAM	RB1#0	22.08	-2.17	19.91	0.098	2.00	Pass
			RB1#25	22.16	-2.17	19.99	0.100	2.00	Pass

Test BW	Test Channel	Test Mode	Test RB (Size#Offset)	Conducted Output AV Power (dBm)	Antenna Gain (dBi)	EIRP (dBm)	EIRP (W)	Limit (W)	Verdict
LTE BAND2									
			RB1#49	22.07	-2.17	19.90	0.098	2.00	Pass
			RB25#0	20.75	-2.17	18.58	0.072	2.00	Pass
			RB25#13	20.73	-2.17	18.56	0.072	2.00	Pass
			RB25#25	20.76	-2.17	18.59	0.072	2.00	Pass
			RB50#0	20.73	-2.17	18.56	0.072	2.00	Pass
	HCH	QPSK	RB1#0	22.91	-2.17	20.74	0.119	2.00	Pass
			RB1#25	22.85	-2.17	20.68	0.117	2.00	Pass
			RB1#49	22.71	-2.17	20.54	0.113	2.00	Pass
			RB25#0	21.93	-2.17	19.76	0.095	2.00	Pass
			RB25#13	21.88	-2.17	19.71	0.094	2.00	Pass
			RB25#25	21.86	-2.17	19.69	0.093	2.00	Pass
			RB50#0	21.91	-2.17	19.74	0.094	2.00	Pass
		16-QAM	RB1#0	22.02	-2.17	19.85	0.097	2.00	Pass
			RB1#25	21.96	-2.17	19.79	0.095	2.00	Pass
			RB1#49	21.76	-2.17	19.59	0.091	2.00	Pass
			RB25#0	21.03	-2.17	18.86	0.077	2.00	Pass
			RB25#13	20.99	-2.17	18.82	0.076	2.00	Pass
			RB25#25	20.97	-2.17	18.80	0.076	2.00	Pass
			RB50#0	20.92	-2.17	18.75	0.075	2.00	Pass
15 MHz	LCH	QPSK	RB1#0	22.71	-2.17	20.54	0.113	2.00	Pass
			RB1#38	22.67	-2.17	20.50	0.112	2.00	Pass
			RB1#74	22.61	-2.17	20.44	0.111	2.00	Pass
			RB36#0	21.72	-2.17	19.55	0.090	2.00	Pass
			RB36#19	21.69	-2.17	19.52	0.090	2.00	Pass
			RB36#39	21.67	-2.17	19.50	0.089	2.00	Pass
			RB75#0	21.68	-2.17	19.51	0.089	2.00	Pass
		16-QAM	RB1#0	21.66	-2.17	19.49	0.089	2.00	Pass
			RB1#38	21.68	-2.17	19.51	0.089	2.00	Pass
			RB1#74	21.53	-2.17	19.36	0.086	2.00	Pass
			RB36#0	20.71	-2.17	18.54	0.071	2.00	Pass
			RB36#19	20.68	-2.17	18.51	0.071	2.00	Pass
			RB36#39	20.65	-2.17	18.48	0.070	2.00	Pass
			RB75#0	20.7	-2.17	18.53	0.071	2.00	Pass
	MCH	QPSK	RB1#0	22.66	-2.17	20.49	0.112	2.00	Pass
			RB1#38	22.77	-2.17	20.60	0.115	2.00	Pass
			RB1#74	22.7	-2.17	20.53	0.113	2.00	Pass
			RB36#0	21.7	-2.17	19.53	0.090	2.00	Pass
			RB36#19	21.71	-2.17	19.54	0.090	2.00	Pass

Test BW	Test Channel	Test Mode	Test RB (Size#Offset)	Conducted Output AV Power (dBm)	Antenna Gain (dBi)	EIRP (dBm)	EIRP (W)	Limit (W)	Verdict
LTE BAND2									
			RB36#39	21.73	-2.17	19.56	0.090	2.00	Pass
			RB75#0	21.68	-2.17	19.51	0.089	2.00	Pass
		16-QAM	RB1#0	22.14	-2.17	19.97	0.099	2.00	Pass
			RB1#38	22.23	-2.17	20.06	0.101	2.00	Pass
			RB1#74	22.15	-2.17	19.98	0.100	2.00	Pass
			RB36#0	20.74	-2.17	18.57	0.072	2.00	Pass
			RB36#19	20.76	-2.17	18.59	0.072	2.00	Pass
			RB36#39	20.76	-2.17	18.59	0.072	2.00	Pass
			RB75#0	20.73	-2.17	18.56	0.072	2.00	Pass
	HCH	QPSK	RB1#0	22.8	-2.17	20.63	0.116	2.00	Pass
			RB1#38	22.85	-2.17	20.68	0.117	2.00	Pass
			RB1#74	22.64	-2.17	20.47	0.111	2.00	Pass
			RB36#0	21.93	-2.17	19.76	0.095	2.00	Pass
			RB36#19	21.92	-2.17	19.75	0.094	2.00	Pass
			RB36#39	21.84	-2.17	19.67	0.093	2.00	Pass
			RB75#0	21.88	-2.17	19.71	0.094	2.00	Pass
		16-QAM	RB1#0	22.3	-2.17	20.13	0.103	2.00	Pass
			RB1#38	22.28	-2.17	20.11	0.103	2.00	Pass
			RB1#74	22.05	-2.17	19.88	0.097	2.00	Pass
			RB36#0	20.92	-2.17	18.75	0.075	2.00	Pass
			RB36#19	20.88	-2.17	18.71	0.074	2.00	Pass
			RB36#39	20.82	-2.17	18.65	0.073	2.00	Pass
			RB75#0	20.9	-2.17	18.73	0.075	2.00	Pass
20 MHz	LCH	QPSK	RB1#0	22.78	-2.17	20.61	0.115	2.00	Pass
			RB1#50	22.77	-2.17	20.60	0.115	2.00	Pass
			RB1#99	22.68	-2.17	20.51	0.112	2.00	Pass
			RB50#0	21.76	-2.17	19.59	0.091	2.00	Pass
			RB50#25	21.76	-2.17	19.59	0.091	2.00	Pass
			RB50#50	21.67	-2.17	19.50	0.089	2.00	Pass
			RB100#0	21.72	-2.17	19.55	0.090	2.00	Pass
		16-QAM	RB1#0	22.36	-2.17	20.19	0.104	2.00	Pass
			RB1#50	22.41	-2.17	20.24	0.106	2.00	Pass
			RB1#99	22.32	-2.17	20.15	0.104	2.00	Pass
			RB50#0	20.78	-2.17	18.61	0.073	2.00	Pass
			RB50#25	20.76	-2.17	18.59	0.072	2.00	Pass
			RB50#50	20.71	-2.17	18.54	0.071	2.00	Pass
			RB100#0	20.76	-2.17	18.59	0.072	2.00	Pass
	MCH	QPSK	RB1#0	22.72	-2.17	20.55	0.114	2.00	Pass

Test BW	Test Channel	Test Mode	Test RB (Size#Offset)	Conducted Output AV Power (dBm)	Antenna Gain (dBi)	EIRP (dBm)	EIRP (W)	Limit (W)	Verdict
LTE BAND2									
			RB1#50	22.78	-2.17	20.61	0.115	2.00	Pass
			RB1#99	22.78	-2.17	20.61	0.115	2.00	Pass
			RB50#0	21.77	-2.17	19.60	0.091	2.00	Pass
			RB50#25	21.77	-2.17	19.60	0.091	2.00	Pass
			RB50#50	21.75	-2.17	19.58	0.091	2.00	Pass
			RB100#0	21.76	-2.17	19.59	0.091	2.00	Pass
		16-QAM	RB1#0	22.14	-2.17	19.97	0.099	2.00	Pass
			RB1#50	22.2	-2.17	20.03	0.101	2.00	Pass
			RB1#99	22.23	-2.17	20.06	0.101	2.00	Pass
			RB50#0	20.8	-2.17	18.63	0.073	2.00	Pass
			RB50#25	20.79	-2.17	18.62	0.073	2.00	Pass
			RB50#50	20.78	-2.17	18.61	0.073	2.00	Pass
			RB100#0	20.78	-2.17	18.61	0.073	2.00	Pass
	HCH	QPSK	RB1#0	22.68	-2.17	20.51	0.112	2.00	Pass
			RB1#50	22.95	-2.17	20.78	0.120	2.00	Pass
			RB1#99	22.71	-2.17	20.54	0.113	2.00	Pass
			RB50#0	21.88	-2.17	19.71	0.094	2.00	Pass
			RB50#25	21.99	-2.17	19.82	0.096	2.00	Pass
			RB50#50	21.88	-2.17	19.71	0.094	2.00	Pass
			RB100#0	21.88	-2.17	19.71	0.094	2.00	Pass
		16-QAM	RB1#0	22.18	-2.17	20.01	0.100	2.00	Pass
			RB1#50	22.47	-2.17	20.30	0.107	2.00	Pass
			RB1#99	22.17	-2.17	20.00	0.100	2.00	Pass
			RB50#0	20.83	-2.17	18.66	0.073	2.00	Pass
			RB50#25	20.96	-2.17	18.79	0.076	2.00	Pass
			RB50#50	20.83	-2.17	18.66	0.073	2.00	Pass
			RB100#0	20.89	-2.17	18.72	0.074	2.00	Pass

Test BW	Test Channel	Test Mode	Test RB (Size#Offset)	Conducted Output AV Power (dBm)	Antenna Gain (dBi)	EIRP (dBm)	EIRP (W)	Limit (W)	Verdict
LTE BAND4									
1.4 MHz	LCH	QPSK	RB1#0	22.47	-2.88	19.59	0.091	1.00	Pass
			RB1#3	22.44	-2.88	19.56	0.090	1.00	Pass
			RB1#5	22.47	-2.88	19.59	0.091	1.00	Pass
			RB3#0	22.53	-2.88	19.65	0.092	1.00	Pass
			RB3#2	22.53	-2.88	19.65	0.092	1.00	Pass
			RB3#3	22.53	-2.88	19.65	0.092	1.00	Pass
			RB6#0	21.51	-2.88	18.63	0.073	1.00	Pass
		16-QAM	RB1#0	21.66	-2.88	18.78	0.076	1.00	Pass
			RB1#3	21.63	-2.88	18.75	0.075	1.00	Pass
			RB1#5	21.64	-2.88	18.76	0.075	1.00	Pass
			RB3#0	21.57	-2.88	18.69	0.074	1.00	Pass
			RB3#2	21.55	-2.88	18.67	0.074	1.00	Pass
			RB3#3	21.59	-2.88	18.71	0.074	1.00	Pass
			RB6#0	20.78	-2.88	17.90	0.062	1.00	Pass
	MCH	QPSK	RB1#0	22.59	-2.88	19.71	0.094	1.00	Pass
			RB1#3	22.55	-2.88	19.67	0.093	1.00	Pass
			RB1#5	22.57	-2.88	19.69	0.093	1.00	Pass
			RB3#0	22.53	-2.88	19.65	0.092	1.00	Pass
			RB3#2	22.54	-2.88	19.66	0.092	1.00	Pass
			RB3#3	22.53	-2.88	19.65	0.092	1.00	Pass
			RB6#0	21.54	-2.88	18.66	0.073	1.00	Pass
		16-QAM	RB1#0	21.98	-2.88	19.10	0.081	1.00	Pass
			RB1#3	21.92	-2.88	19.04	0.080	1.00	Pass
			RB1#5	21.98	-2.88	19.10	0.081	1.00	Pass
			RB3#0	21.73	-2.88	18.85	0.077	1.00	Pass
			RB3#2	21.66	-2.88	18.78	0.076	1.00	Pass
			RB3#3	21.71	-2.88	18.83	0.076	1.00	Pass
			RB6#0	20.61	-2.88	17.73	0.059	1.00	Pass
	HCH	QPSK	RB1#0	22.55	-2.88	19.67	0.093	1.00	Pass
			RB1#3	22.55	-2.88	19.67	0.093	1.00	Pass
			RB1#5	22.57	-2.88	19.69	0.093	1.00	Pass
			RB3#0	22.58	-2.88	19.70	0.093	1.00	Pass
			RB3#2	22.57	-2.88	19.69	0.093	1.00	Pass
			RB3#3	22.58	-2.88	19.70	0.093	1.00	Pass
			RB6#0	21.52	-2.88	18.64	0.073	1.00	Pass
		16-QAM	RB1#0	21.67	-2.88	18.79	0.076	1.00	Pass
			RB1#3	21.66	-2.88	18.78	0.076	1.00	Pass

Test BW	Test Channel	Test Mode	Test RB (Size#Offset)	Conducted Output AV Power (dBm)	Antenna Gain (dBi)	EIRP (dBm)	EIRP (W)	Limit (W)	Verdict
LTE BAND4									
			RB1#5	21.7	-2.88	18.82	0.076	1.00	Pass
			RB3#0	21.72	-2.88	18.84	0.077	1.00	Pass
			RB3#2	21.73	-2.88	18.85	0.077	1.00	Pass
			RB3#3	21.72	-2.88	18.84	0.077	1.00	Pass
			RB6#0	20.93	-2.88	18.05	0.064	1.00	Pass
3 MHz	LCH	QPSK	RB1#0	22.58	-2.88	19.70	0.093	1.00	Pass
			RB1#7	22.46	-2.88	19.58	0.091	1.00	Pass
			RB1#14	22.5	-2.88	19.62	0.092	1.00	Pass
			RB8#0	21.57	-2.88	18.69	0.074	1.00	Pass
			RB8#4	21.55	-2.88	18.67	0.074	1.00	Pass
			RB8#7	21.56	-2.88	18.68	0.074	1.00	Pass
			RB15#0	21.52	-2.88	18.64	0.073	1.00	Pass
		16-QAM	RB1#0	21.49	-2.88	18.61	0.073	1.00	Pass
			RB1#7	21.39	-2.88	18.51	0.071	1.00	Pass
			RB1#14	21.41	-2.88	18.53	0.071	1.00	Pass
			RB8#0	20.76	-2.88	17.88	0.061	1.00	Pass
			RB8#4	20.73	-2.88	17.85	0.061	1.00	Pass
			RB8#7	20.73	-2.88	17.85	0.061	1.00	Pass
			RB15#0	20.68	-2.88	17.80	0.060	1.00	Pass
	MCH	QPSK	RB1#0	22.57	-2.88	19.69	0.093	1.00	Pass
			RB1#7	22.51	-2.88	19.63	0.092	1.00	Pass
			RB1#14	22.53	-2.88	19.65	0.092	1.00	Pass
			RB8#0	21.54	-2.88	18.66	0.073	1.00	Pass
			RB8#4	21.52	-2.88	18.64	0.073	1.00	Pass
			RB8#7	21.52	-2.88	18.64	0.073	1.00	Pass
			RB15#0	21.52	-2.88	18.64	0.073	1.00	Pass
		16-QAM	RB1#0	22	-2.88	19.12	0.082	1.00	Pass
			RB1#7	21.91	-2.88	19.03	0.080	1.00	Pass
			RB1#14	21.98	-2.88	19.10	0.081	1.00	Pass
			RB8#0	20.79	-2.88	17.91	0.062	1.00	Pass
			RB8#4	20.78	-2.88	17.90	0.062	1.00	Pass
			RB8#7	20.78	-2.88	17.90	0.062	1.00	Pass
			RB15#0	20.74	-2.88	17.86	0.061	1.00	Pass
	HCH	QPSK	RB1#0	22.54	-2.88	19.66	0.092	1.00	Pass
			RB1#7	22.48	-2.88	19.60	0.091	1.00	Pass
			RB1#14	22.55	-2.88	19.67	0.093	1.00	Pass
			RB8#0	21.52	-2.88	18.64	0.073	1.00	Pass
			RB8#4	21.53	-2.88	18.65	0.073	1.00	Pass

Test BW	Test Channel	Test Mode	Test RB (Size#Offset)	Conducted Output AV Power (dBm)	Antenna Gain (dBi)	EIRP (dBm)	EIRP (W)	Limit (W)	Verdict
LTE BAND4									
			RB8#7	21.53	-2.88	18.65	0.073	1.00	Pass
			RB15#0	21.54	-2.88	18.66	0.073	1.00	Pass
		16-QAM	RB1#0	21.7	-2.88	18.82	0.076	1.00	Pass
			RB1#7	21.6	-2.88	18.72	0.074	1.00	Pass
			RB1#14	21.68	-2.88	18.80	0.076	1.00	Pass
			RB8#0	20.72	-2.88	17.84	0.061	1.00	Pass
			RB8#4	20.78	-2.88	17.90	0.062	1.00	Pass
			RB8#7	20.77	-2.88	17.89	0.062	1.00	Pass
			RB15#0	20.69	-2.88	17.81	0.060	1.00	Pass
5 MHz	LCH	QPSK	RB1#0	22.66	-2.88	19.78	0.095	1.00	Pass
			RB1#13	22.62	-2.88	19.74	0.094	1.00	Pass
			RB1#24	22.65	-2.88	19.77	0.095	1.00	Pass
			RB12#0	21.6	-2.88	18.72	0.074	1.00	Pass
			RB12#6	21.59	-2.88	18.71	0.074	1.00	Pass
			RB12#13	21.57	-2.88	18.69	0.074	1.00	Pass
			RB25#0	21.63	-2.88	18.75	0.075	1.00	Pass
		16-QAM	RB1#0	21.83	-2.88	18.95	0.079	1.00	Pass
			RB1#13	21.76	-2.88	18.88	0.077	1.00	Pass
			RB1#24	21.81	-2.88	18.93	0.078	1.00	Pass
			RB12#0	20.77	-2.88	17.89	0.062	1.00	Pass
			RB12#6	20.73	-2.88	17.85	0.061	1.00	Pass
			RB12#13	20.71	-2.88	17.83	0.061	1.00	Pass
			RB25#0	20.71	-2.88	17.83	0.061	1.00	Pass
	MCH	QPSK	RB1#0	22.69	-2.88	19.81	0.096	1.00	Pass
			RB1#13	22.64	-2.88	19.76	0.095	1.00	Pass
			RB1#24	22.63	-2.88	19.75	0.094	1.00	Pass
			RB12#0	21.6	-2.88	18.72	0.074	1.00	Pass
			RB12#6	21.56	-2.88	18.68	0.074	1.00	Pass
			RB12#13	21.57	-2.88	18.69	0.074	1.00	Pass
			RB25#0	21.62	-2.88	18.74	0.075	1.00	Pass
		16-QAM	RB1#0	22.2	-2.88	19.32	0.086	1.00	Pass
			RB1#13	22.21	-2.88	19.33	0.086	1.00	Pass
			RB1#24	22.2	-2.88	19.32	0.086	1.00	Pass
			RB12#0	20.89	-2.88	18.01	0.063	1.00	Pass
			RB12#6	20.89	-2.88	18.01	0.063	1.00	Pass
			RB12#13	20.86	-2.88	17.98	0.063	1.00	Pass
			RB25#0	20.83	-2.88	17.95	0.062	1.00	Pass
	HCH	QPSK	RB1#0	22.65	-2.88	19.77	0.095	1.00	Pass

Test BW	Test Channel	Test Mode	Test RB (Size#Offset)	Conducted Output AV Power (dBm)	Antenna Gain (dBi)	EIRP (dBm)	EIRP (W)	Limit (W)	Verdict
LTE BAND4									
			RB1#13	22.61	-2.88	19.73	0.094	1.00	Pass
			RB1#24	22.66	-2.88	19.78	0.095	1.00	Pass
			RB12#0	21.58	-2.88	18.70	0.074	1.00	Pass
			RB12#6	21.54	-2.88	18.66	0.073	1.00	Pass
			RB12#13	21.55	-2.88	18.67	0.074	1.00	Pass
			RB25#0	21.57	-2.88	18.69	0.074	1.00	Pass
		16-QAM	RB1#0	21.75	-2.88	18.87	0.077	1.00	Pass
			RB1#13	21.73	-2.88	18.85	0.077	1.00	Pass
			RB1#24	21.79	-2.88	18.91	0.078	1.00	Pass
			RB12#0	20.8	-2.88	17.92	0.062	1.00	Pass
			RB12#6	20.77	-2.88	17.89	0.062	1.00	Pass
			RB12#13	20.8	-2.88	17.92	0.062	1.00	Pass
			RB25#0	20.72	-2.88	17.84	0.061	1.00	Pass
10 MHz	LCH	QPSK	RB1#0	22.6	-2.88	19.72	0.094	1.00	Pass
			RB1#25	22.58	-2.88	19.70	0.093	1.00	Pass
			RB1#49	22.53	-2.88	19.65	0.092	1.00	Pass
			RB25#0	21.63	-2.88	18.75	0.075	1.00	Pass
			RB25#13	21.59	-2.88	18.71	0.074	1.00	Pass
			RB25#25	21.62	-2.88	18.74	0.075	1.00	Pass
			RB50#0	21.63	-2.88	18.75	0.075	1.00	Pass
		16-QAM	RB1#0	21.55	-2.88	18.67	0.074	1.00	Pass
			RB1#25	21.57	-2.88	18.69	0.074	1.00	Pass
			RB1#49	21.52	-2.88	18.64	0.073	1.00	Pass
			RB25#0	20.68	-2.88	17.80	0.060	1.00	Pass
			RB25#13	20.66	-2.88	17.78	0.060	1.00	Pass
			RB25#25	20.66	-2.88	17.78	0.060	1.00	Pass
			RB50#0	20.61	-2.88	17.73	0.059	1.00	Pass
	MCH	QPSK	RB1#0	22.66	-2.88	19.78	0.095	1.00	Pass
			RB1#25	22.62	-2.88	19.74	0.094	1.00	Pass
			RB1#49	22.56	-2.88	19.68	0.093	1.00	Pass
			RB25#0	21.63	-2.88	18.75	0.075	1.00	Pass
			RB25#13	21.61	-2.88	18.73	0.075	1.00	Pass
			RB25#25	21.58	-2.88	18.70	0.074	1.00	Pass
			RB50#0	21.61	-2.88	18.73	0.075	1.00	Pass
		16-QAM	RB1#0	22.05	-2.88	19.17	0.083	1.00	Pass
			RB1#25	22.06	-2.88	19.18	0.083	1.00	Pass
			RB1#49	21.98	-2.88	19.10	0.081	1.00	Pass
			RB25#0	20.76	-2.88	17.88	0.061	1.00	Pass

Test BW	Test Channel	Test Mode	Test RB (Size#Offset)	Conducted Output AV Power (dBm)	Antenna Gain (dBi)	EIRP (dBm)	EIRP (W)	Limit (W)	Verdict
LTE BAND4									
			RB25#13	20.75	-2.88	17.87	0.061	1.00	Pass
			RB25#25	20.75	-2.88	17.87	0.061	1.00	Pass
			RB50#0	20.76	-2.88	17.88	0.061	1.00	Pass
	HCH	QPSK	RB1#0	22.55	-2.88	19.67	0.093	1.00	Pass
			RB1#25	22.56	-2.88	19.68	0.093	1.00	Pass
			RB1#49	22.57	-2.88	19.69	0.093	1.00	Pass
			RB25#0	21.56	-2.88	18.68	0.074	1.00	Pass
			RB25#13	21.53	-2.88	18.65	0.073	1.00	Pass
			RB25#25	21.55	-2.88	18.67	0.074	1.00	Pass
			RB50#0	21.55	-2.88	18.67	0.074	1.00	Pass
		16-QAM	RB1#0	21.64	-2.88	18.76	0.075	1.00	Pass
			RB1#25	21.71	-2.88	18.83	0.076	1.00	Pass
			RB1#49	21.66	-2.88	18.78	0.076	1.00	Pass
			RB25#0	20.8	-2.88	17.92	0.062	1.00	Pass
			RB25#13	20.76	-2.88	17.88	0.061	1.00	Pass
			RB25#25	20.8	-2.88	17.92	0.062	1.00	Pass
			RB50#0	20.74	-2.88	17.86	0.061	1.00	Pass
15 MHz	LCH	QPSK	RB1#0	22.59	-2.88	19.71	0.094	1.00	Pass
			RB1#38	22.6	-2.88	19.72	0.094	1.00	Pass
			RB1#74	22.56	-2.88	19.68	0.093	1.00	Pass
			RB36#0	21.6	-2.88	18.72	0.074	1.00	Pass
			RB36#19	21.57	-2.88	18.69	0.074	1.00	Pass
			RB36#39	21.56	-2.88	18.68	0.074	1.00	Pass
			RB75#0	21.57	-2.88	18.69	0.074	1.00	Pass
		16-QAM	RB1#0	21.53	-2.88	18.65	0.073	1.00	Pass
			RB1#38	21.54	-2.88	18.66	0.073	1.00	Pass
			RB1#74	21.52	-2.88	18.64	0.073	1.00	Pass
			RB36#0	20.63	-2.88	17.75	0.060	1.00	Pass
			RB36#19	20.62	-2.88	17.74	0.059	1.00	Pass
			RB36#39	20.6	-2.88	17.72	0.059	1.00	Pass
			RB75#0	20.64	-2.88	17.76	0.060	1.00	Pass
	MCH	QPSK	RB1#0	22.66	-2.88	19.78	0.095	1.00	Pass
			RB1#38	22.67	-2.88	19.79	0.095	1.00	Pass
			RB1#74	22.53	-2.88	19.65	0.092	1.00	Pass
			RB36#0	21.62	-2.88	18.74	0.075	1.00	Pass
			RB36#19	21.6	-2.88	18.72	0.074	1.00	Pass
			RB36#39	21.55	-2.88	18.67	0.074	1.00	Pass
			RB75#0	21.57	-2.88	18.69	0.074	1.00	Pass

Test BW	Test Channel	Test Mode	Test RB (Size#Offset)	Conducted Output AV Power (dBm)	Antenna Gain (dBi)	EIRP (dBm)	EIRP (W)	Limit (W)	Verdict
LTE BAND4									
		16-QAM	RB1#0	22.07	-2.88	19.19	0.083	1.00	Pass
			RB1#38	22.07	-2.88	19.19	0.083	1.00	Pass
			RB1#74	21.92	-2.88	19.04	0.080	1.00	Pass
			RB36#0	20.78	-2.88	17.90	0.062	1.00	Pass
			RB36#19	20.79	-2.88	17.91	0.062	1.00	Pass
			RB36#39	20.74	-2.88	17.86	0.061	1.00	Pass
			RB75#0	20.75	-2.88	17.87	0.061	1.00	Pass
	HCH	QPSK	RB1#0	22.58	-2.88	19.70	0.093	1.00	Pass
			RB1#38	22.56	-2.88	19.68	0.093	1.00	Pass
			RB1#74	22.54	-2.88	19.66	0.092	1.00	Pass
			RB36#0	21.57	-2.88	18.69	0.074	1.00	Pass
			RB36#19	21.52	-2.88	18.64	0.073	1.00	Pass
			RB36#39	21.53	-2.88	18.65	0.073	1.00	Pass
			RB75#0	21.55	-2.88	18.67	0.074	1.00	Pass
		16-QAM	RB1#0	22.03	-2.88	19.15	0.082	1.00	Pass
			RB1#38	22.04	-2.88	19.16	0.082	1.00	Pass
			RB1#74	22.04	-2.88	19.16	0.082	1.00	Pass
			RB36#0	20.71	-2.88	17.83	0.061	1.00	Pass
			RB36#19	20.67	-2.88	17.79	0.060	1.00	Pass
			RB36#39	20.64	-2.88	17.76	0.060	1.00	Pass
			RB75#0	20.68	-2.88	17.80	0.060	1.00	Pass
20 MHz	LCH	QPSK	RB1#0	22.56	-2.88	19.68	0.093	1.00	Pass
			RB1#50	22.66	-2.88	19.78	0.095	1.00	Pass
			RB1#99	22.61	-2.88	19.73	0.094	1.00	Pass
			RB50#0	21.64	-2.88	18.76	0.075	1.00	Pass
			RB50#25	21.63	-2.88	18.75	0.075	1.00	Pass
			RB50#50	21.59	-2.88	18.71	0.074	1.00	Pass
			RB100#0	21.6	-2.88	18.72	0.074	1.00	Pass
		16-QAM	RB1#0	22.2	-2.88	19.32	0.086	1.00	Pass
			RB1#50	22.27	-2.88	19.39	0.087	1.00	Pass
			RB1#99	22.21	-2.88	19.33	0.086	1.00	Pass
			RB50#0	20.65	-2.88	17.77	0.060	1.00	Pass
			RB50#25	20.67	-2.88	17.79	0.060	1.00	Pass
			RB50#50	20.67	-2.88	17.79	0.060	1.00	Pass
			RB100#0	20.71	-2.88	17.83	0.061	1.00	Pass
	MCH	QPSK	RB1#0	22.66	-2.88	19.78	0.095	1.00	Pass
			RB1#50	22.69	-2.88	19.81	0.096	1.00	Pass
			RB1#99	22.51	-2.88	19.63	0.092	1.00	Pass

Test BW	Test Channel	Test Mode	Test RB (Size#Offset)	Conducted Output AV Power (dBm)	Antenna Gain (dBi)	EIRP (dBm)	EIRP (W)	Limit (W)	Verdict
LTE BAND4									
			RB50#0	21.63	-2.88	18.75	0.075	1.00	Pass
			RB50#25	21.6	-2.88	18.72	0.074	1.00	Pass
			RB50#50	21.55	-2.88	18.67	0.074	1.00	Pass
			RB100#0	21.59	-2.88	18.71	0.074	1.00	Pass
		16-QAM	RB1#0	22.16	-2.88	19.28	0.085	1.00	Pass
			RB1#50	22.13	-2.88	19.25	0.084	1.00	Pass
			RB1#99	21.94	-2.88	19.06	0.081	1.00	Pass
			RB50#0	20.75	-2.88	17.87	0.061	1.00	Pass
			RB50#25	20.76	-2.88	17.88	0.061	1.00	Pass
			RB50#50	20.7	-2.88	17.82	0.061	1.00	Pass
			RB100#0	20.73	-2.88	17.85	0.061	1.00	Pass
	HCH	QPSK	RB1#0	22.66	-2.88	19.78	0.095	1.00	Pass
			RB1#50	22.6	-2.88	19.72	0.094	1.00	Pass
			RB1#99	22.55	-2.88	19.67	0.093	1.00	Pass
			RB50#0	21.64	-2.88	18.76	0.075	1.00	Pass
			RB50#25	21.6	-2.88	18.72	0.074	1.00	Pass
			RB50#50	21.56	-2.88	18.68	0.074	1.00	Pass
			RB100#0	21.58	-2.88	18.70	0.074	1.00	Pass
		16-QAM	RB1#0	22.11	-2.88	19.23	0.084	1.00	Pass
			RB1#50	22.07	-2.88	19.19	0.083	1.00	Pass
			RB1#99	22.02	-2.88	19.14	0.082	1.00	Pass
			RB50#0	20.76	-2.88	17.88	0.061	1.00	Pass
			RB50#25	20.7	-2.88	17.82	0.061	1.00	Pass
			RB50#50	20.63	-2.88	17.75	0.060	1.00	Pass
			RB100#0	20.74	-2.88	17.86	0.061	1.00	Pass

Test BW	Test Channel	Test Mode	Test RB (Size#Offset)	Conducted Output AV Power (dBm)	Antenna Gain (dBi)	Antenna Gain (dBd)	ERP (dBm)	ERP (W)	Limit (W)	Verdict
LTE BAND5										
1.4 MHz	LCH	QPSK	RB1#0	23.63	-4.8	-6.95	16.68	0.047	7.00	Pass
			RB1#3	23.65	-4.8	-6.95	16.70	0.047	7.00	Pass
			RB1#5	23.64	-4.8	-6.95	16.69	0.047	7.00	Pass
			RB3#0	23.65	-4.8	-6.95	16.70	0.047	7.00	Pass
			RB3#2	23.63	-4.8	-6.95	16.68	0.047	7.00	Pass
			RB3#3	23.65	-4.8	-6.95	16.70	0.047	7.00	Pass
			RB6#0	22.59	-4.8	-6.95	15.64	0.037	7.00	Pass
		16-QAM	RB1#0	22.74	-4.8	-6.95	15.79	0.038	7.00	Pass
			RB1#3	22.77	-4.8	-6.95	15.82	0.038	7.00	Pass
			RB1#5	22.78	-4.8	-6.95	15.83	0.038	7.00	Pass
			RB3#0	22.66	-4.8	-6.95	15.71	0.037	7.00	Pass
			RB3#2	22.62	-4.8	-6.95	15.67	0.037	7.00	Pass
			RB3#3	22.66	-4.8	-6.95	15.71	0.037	7.00	Pass
			RB6#0	21.99	-4.8	-6.95	15.04	0.032	7.00	Pass
	MCH	QPSK	RB1#0	23.73	-4.8	-6.95	16.78	0.048	7.00	Pass
			RB1#3	23.69	-4.8	-6.95	16.74	0.047	7.00	Pass
			RB1#5	23.74	-4.8	-6.95	16.79	0.048	7.00	Pass
			RB3#0	23.72	-4.8	-6.95	16.77	0.048	7.00	Pass
			RB3#2	23.72	-4.8	-6.95	16.77	0.048	7.00	Pass
			RB3#3	23.7	-4.8	-6.95	16.75	0.047	7.00	Pass
			RB6#0	22.69	-4.8	-6.95	15.74	0.037	7.00	Pass
		16-QAM	RB1#0	23.12	-4.8	-6.95	16.17	0.041	7.00	Pass
			RB1#3	23.09	-4.8	-6.95	16.14	0.041	7.00	Pass
			RB1#5	23.12	-4.8	-6.95	16.17	0.041	7.00	Pass
			RB3#0	22.9	-4.8	-6.95	15.95	0.039	7.00	Pass
			RB3#2	22.85	-4.8	-6.95	15.90	0.039	7.00	Pass
			RB3#3	22.9	-4.8	-6.95	15.95	0.039	7.00	Pass
			RB6#0	21.72	-4.8	-6.95	14.77	0.030	7.00	Pass
	HCH	QPSK	RB1#0	23.57	-4.8	-6.95	16.62	0.046	7.00	Pass
			RB1#3	23.58	-4.8	-6.95	16.63	0.046	7.00	Pass
			RB1#5	23.6	-4.8	-6.95	16.65	0.046	7.00	Pass
			RB3#0	23.63	-4.8	-6.95	16.68	0.047	7.00	Pass
			RB3#2	23.67	-4.8	-6.95	16.72	0.047	7.00	Pass
			RB3#3	23.65	-4.8	-6.95	16.70	0.047	7.00	Pass
			RB6#0	22.63	-4.8	-6.95	15.68	0.037	7.00	Pass
		16-QAM	RB1#0	22.62	-4.8	-6.95	15.67	0.037	7.00	Pass
			RB1#3	22.66	-4.8	-6.95	15.71	0.037	7.00	Pass

Test BW	Test Channel	Test Mode	Test RB (Size#Offset)	Conducted Output AV Power (dBm)	Antenna Gain (dBi)	Antenna Gain (dBd)	ERP (dBm)	ERP (W)	Limit (W)	Verdict
LTE BAND5										
			RB1#5	22.71	-4.8	-6.95	15.76	0.038	7.00	Pass
			RB3#0	22.77	-4.8	-6.95	15.82	0.038	7.00	Pass
			RB3#2	22.78	-4.8	-6.95	15.83	0.038	7.00	Pass
			RB3#3	22.78	-4.8	-6.95	15.83	0.038	7.00	Pass
			RB6#0	21.95	-4.8	-6.95	15.00	0.032	7.00	Pass
3 MHz	LCH	QPSK	RB1#0	23.53	-4.8	-6.95	16.58	0.045	7.00	Pass
			RB1#7	23.53	-4.8	-6.95	16.58	0.045	7.00	Pass
			RB1#14	23.57	-4.8	-6.95	16.62	0.046	7.00	Pass
			RB8#0	22.65	-4.8	-6.95	15.70	0.037	7.00	Pass
			RB8#4	22.65	-4.8	-6.95	15.70	0.037	7.00	Pass
			RB8#7	22.67	-4.8	-6.95	15.72	0.037	7.00	Pass
			RB15#0	22.65	-4.8	-6.95	15.70	0.037	7.00	Pass
		16-QAM	RB1#0	22.55	-4.8	-6.95	15.60	0.036	7.00	Pass
			RB1#7	22.58	-4.8	-6.95	15.63	0.037	7.00	Pass
			RB1#14	22.6	-4.8	-6.95	15.65	0.037	7.00	Pass
			RB8#0	21.94	-4.8	-6.95	14.99	0.032	7.00	Pass
			RB8#4	21.94	-4.8	-6.95	14.99	0.032	7.00	Pass
			RB8#7	21.92	-4.8	-6.95	14.97	0.031	7.00	Pass
			RB15#0	21.89	-4.8	-6.95	14.94	0.031	7.00	Pass
	MCH	QPSK	RB1#0	23.72	-4.8	-6.95	16.77	0.048	7.00	Pass
			RB1#7	23.68	-4.8	-6.95	16.73	0.047	7.00	Pass
			RB1#14	23.7	-4.8	-6.95	16.75	0.047	7.00	Pass
			RB8#0	22.69	-4.8	-6.95	15.74	0.037	7.00	Pass
			RB8#4	22.69	-4.8	-6.95	15.74	0.037	7.00	Pass
			RB8#7	22.68	-4.8	-6.95	15.73	0.037	7.00	Pass
			RB15#0	22.68	-4.8	-6.95	15.73	0.037	7.00	Pass
		16-QAM	RB1#0	23.12	-4.8	-6.95	16.17	0.041	7.00	Pass
			RB1#7	23.08	-4.8	-6.95	16.13	0.041	7.00	Pass
			RB1#14	23.13	-4.8	-6.95	16.18	0.041	7.00	Pass
			RB8#0	21.93	-4.8	-6.95	14.98	0.031	7.00	Pass
			RB8#4	21.89	-4.8	-6.95	14.94	0.031	7.00	Pass
			RB8#7	21.88	-4.8	-6.95	14.93	0.031	7.00	Pass
			RB15#0	21.82	-4.8	-6.95	14.87	0.031	7.00	Pass
	HCH	QPSK	RB1#0	23.58	-4.8	-6.95	16.63	0.046	7.00	Pass
			RB1#7	23.53	-4.8	-6.95	16.58	0.045	7.00	Pass
			RB1#14	23.59	-4.8	-6.95	16.64	0.046	7.00	Pass
			RB8#0	22.69	-4.8	-6.95	15.74	0.037	7.00	Pass
			RB8#4	22.65	-4.8	-6.95	15.70	0.037	7.00	Pass

Test BW	Test Channel	Test Mode	Test RB (Size#Offset)	Conducted Output AV Power (dBm)	Antenna Gain (dBi)	Antenna Gain (dBd)	ERP (dBm)	ERP (W)	Limit (W)	Verdict
LTE BAND5										
			RB8#7	22.58	-4.8	-6.95	15.63	0.037	7.00	Pass
			RB15#0	22.68	-4.8	-6.95	15.73	0.037	7.00	Pass
		16-QAM	RB1#0	22.7	-4.8	-6.95	15.75	0.038	7.00	Pass
			RB1#7	22.61	-4.8	-6.95	15.66	0.037	7.00	Pass
			RB1#14	22.69	-4.8	-6.95	15.74	0.037	7.00	Pass
			RB8#0	21.88	-4.8	-6.95	14.93	0.031	7.00	Pass
			RB8#4	21.82	-4.8	-6.95	14.87	0.031	7.00	Pass
			RB8#7	21.75	-4.8	-6.95	14.80	0.030	7.00	Pass
			RB15#0	21.73	-4.8	-6.95	14.78	0.030	7.00	Pass
5 MHz	LCH	QPSK	RB1#0	23.71	-4.8	-6.95	16.76	0.047	7.00	Pass
			RB1#13	23.73	-4.8	-6.95	16.78	0.048	7.00	Pass
			RB1#24	23.75	-4.8	-6.95	16.80	0.048	7.00	Pass
			RB12#0	22.65	-4.8	-6.95	15.70	0.037	7.00	Pass
			RB12#6	22.69	-4.8	-6.95	15.74	0.037	7.00	Pass
			RB12#13	22.66	-4.8	-6.95	15.71	0.037	7.00	Pass
			RB25#0	22.75	-4.8	-6.95	15.80	0.038	7.00	Pass
		16-QAM	RB1#0	22.84	-4.8	-6.95	15.89	0.039	7.00	Pass
			RB1#13	22.92	-4.8	-6.95	15.97	0.040	7.00	Pass
			RB1#24	22.92	-4.8	-6.95	15.97	0.040	7.00	Pass
			RB12#0	21.96	-4.8	-6.95	15.01	0.032	7.00	Pass
			RB12#6	21.95	-4.8	-6.95	15.00	0.032	7.00	Pass
			RB12#13	21.95	-4.8	-6.95	15.00	0.032	7.00	Pass
			RB25#0	21.89	-4.8	-6.95	14.94	0.031	7.00	Pass
	MCH	QPSK	RB1#0	23.82	-4.8	-6.95	16.87	0.049	7.00	Pass
			RB1#13	23.8	-4.8	-6.95	16.85	0.048	7.00	Pass
			RB1#24	23.83	-4.8	-6.95	16.88	0.049	7.00	Pass
			RB12#0	22.76	-4.8	-6.95	15.81	0.038	7.00	Pass
			RB12#6	22.73	-4.8	-6.95	15.78	0.038	7.00	Pass
			RB12#13	22.71	-4.8	-6.95	15.76	0.038	7.00	Pass
			RB25#0	22.79	-4.8	-6.95	15.84	0.038	7.00	Pass
		16-QAM	RB1#0	23.35	-4.8	-6.95	16.40	0.044	7.00	Pass
			RB1#13	23.34	-4.8	-6.95	16.39	0.044	7.00	Pass
			RB1#24	23.35	-4.8	-6.95	16.40	0.044	7.00	Pass
			RB12#0	22.02	-4.8	-6.95	15.07	0.032	7.00	Pass
			RB12#6	21.98	-4.8	-6.95	15.03	0.032	7.00	Pass
			RB12#13	21.96	-4.8	-6.95	15.01	0.032	7.00	Pass
			RB25#0	21.91	-4.8	-6.95	14.96	0.031	7.00	Pass
	HCH	QPSK	RB1#0	23.77	-4.8	-6.95	16.82	0.048	7.00	Pass

Test BW	Test Channel	Test Mode	Test RB (Size#Offset)	Conducted Output AV Power (dBm)	Antenna Gain (dBi)	Antenna Gain (dBd)	ERP (dBm)	ERP (W)	Limit (W)	Verdict
LTE BAND5										
			RB1#13	23.69	-4.8	-6.95	16.74	0.047	7.00	Pass
			RB1#24	23.76	-4.8	-6.95	16.81	0.048	7.00	Pass
			RB12#0	22.74	-4.8	-6.95	15.79	0.038	7.00	Pass
			RB12#6	22.7	-4.8	-6.95	15.75	0.038	7.00	Pass
			RB12#13	22.65	-4.8	-6.95	15.70	0.037	7.00	Pass
			RB25#0	22.7	-4.8	-6.95	15.75	0.038	7.00	Pass
		16-QAM	RB1#0	22.84	-4.8	-6.95	15.89	0.039	7.00	Pass
			RB1#13	22.76	-4.8	-6.95	15.81	0.038	7.00	Pass
			RB1#24	22.8	-4.8	-6.95	15.85	0.038	7.00	Pass
			RB12#0	21.89	-4.8	-6.95	14.94	0.031	7.00	Pass
			RB12#6	21.83	-4.8	-6.95	14.88	0.031	7.00	Pass
			RB12#13	21.81	-4.8	-6.95	14.86	0.031	7.00	Pass
			RB25#0	21.73	-4.8	-6.95	14.78	0.030	7.00	Pass
10 MHz	LCH	QPSK	RB1#0	23.62	-4.8	-6.95	16.67	0.046	7.00	Pass
			RB1#25	23.72	-4.8	-6.95	16.77	0.048	7.00	Pass
			RB1#49	23.67	-4.8	-6.95	16.72	0.047	7.00	Pass
			RB25#0	22.72	-4.8	-6.95	15.77	0.038	7.00	Pass
			RB25#13	22.72	-4.8	-6.95	15.77	0.038	7.00	Pass
			RB25#25	22.73	-4.8	-6.95	15.78	0.038	7.00	Pass
			RB50#0	22.74	-4.8	-6.95	15.79	0.038	7.00	Pass
		16-QAM	RB1#0	22.67	-4.8	-6.95	15.72	0.037	7.00	Pass
			RB1#25	22.74	-4.8	-6.95	15.79	0.038	7.00	Pass
			RB1#49	22.69	-4.8	-6.95	15.74	0.037	7.00	Pass
			RB25#0	21.89	-4.8	-6.95	14.94	0.031	7.00	Pass
			RB25#13	21.89	-4.8	-6.95	14.94	0.031	7.00	Pass
			RB25#25	21.87	-4.8	-6.95	14.92	0.031	7.00	Pass
			RB50#0	21.84	-4.8	-6.95	14.89	0.031	7.00	Pass
	MCH	QPSK	RB1#0	23.77	-4.8	-6.95	16.82	0.048	7.00	Pass
			RB1#25	23.78	-4.8	-6.95	16.83	0.048	7.00	Pass
			RB1#49	23.71	-4.8	-6.95	16.76	0.047	7.00	Pass
			RB25#0	22.75	-4.8	-6.95	15.80	0.038	7.00	Pass
			RB25#13	22.76	-4.8	-6.95	15.81	0.038	7.00	Pass
			RB25#25	22.74	-4.8	-6.95	15.79	0.038	7.00	Pass
			RB50#0	22.76	-4.8	-6.95	15.81	0.038	7.00	Pass
		16-QAM	RB1#0	23.18	-4.8	-6.95	16.23	0.042	7.00	Pass
			RB1#25	23.2	-4.8	-6.95	16.25	0.042	7.00	Pass
			RB1#49	23.12	-4.8	-6.95	16.17	0.041	7.00	Pass
			RB25#0	21.88	-4.8	-6.95	14.93	0.031	7.00	Pass

Test BW	Test Channel	Test Mode	Test RB (Size#Offset)	Conducted Output AV Power (dBm)	Antenna Gain (dBi)	Antenna Gain (dBd)	ERP (dBm)	ERP (W)	Limit (W)	Verdict
LTE BAND5										
			RB25#13	21.84	-4.8	-6.95	14.89	0.031	7.00	Pass
			RB25#25	21.82	-4.8	-6.95	14.87	0.031	7.00	Pass
			RB50#0	21.83	-4.8	-6.95	14.88	0.031	7.00	Pass
	HCH	QPSK	RB1#0	23.76	-4.8	-6.95	16.81	0.048	7.00	Pass
			RB1#25	23.69	-4.8	-6.95	16.74	0.047	7.00	Pass
			RB1#49	23.63	-4.8	-6.95	16.68	0.047	7.00	Pass
			RB25#0	22.72	-4.8	-6.95	15.77	0.038	7.00	Pass
			RB25#13	22.7	-4.8	-6.95	15.75	0.038	7.00	Pass
			RB25#25	22.61	-4.8	-6.95	15.66	0.037	7.00	Pass
			RB50#0	22.67	-4.8	-6.95	15.72	0.037	7.00	Pass
		16-QAM	RB1#0	22.83	-4.8	-6.95	15.88	0.039	7.00	Pass
			RB1#25	22.8	-4.8	-6.95	15.85	0.038	7.00	Pass
			RB1#49	22.71	-4.8	-6.95	15.76	0.038	7.00	Pass
			RB25#0	21.83	-4.8	-6.95	14.88	0.031	7.00	Pass
			RB25#13	21.82	-4.8	-6.95	14.87	0.031	7.00	Pass
			RB25#25	21.74	-4.8	-6.95	14.79	0.030	7.00	Pass
			RB50#0	21.71	-4.8	-6.95	14.76	0.030	7.00	Pass

Test BW	Test Channel	Test Mode	Test RB (Size#Offset)	Conducted Output AV Power (dBm)	Antenna Gain (dBi)	EIRP (dBm)	EIRP (W)	Limit (W)	Verdict
LTE BAND7									
5 MHz	LCH	QPSK	RB1#0	22.9	-0.04	22.86	0.193	2.00	Pass
			RB1#13	22.88	-0.04	22.84	0.192	2.00	Pass
			RB1#24	22.87	-0.04	22.83	0.192	2.00	Pass
			RB12#0	21.86	-0.04	21.82	0.152	2.00	Pass
			RB12#6	21.83	-0.04	21.79	0.151	2.00	Pass
			RB12#13	21.87	-0.04	21.83	0.152	2.00	Pass
			RB25#0	21.87	-0.04	21.83	0.152	2.00	Pass
		16-QAM	RB1#0	22.11	-0.04	22.07	0.161	2.00	Pass
			RB1#13	22.05	-0.04	22.01	0.159	2.00	Pass
			RB1#24	22.08	-0.04	22.04	0.160	2.00	Pass
			RB12#0	20.96	-0.04	20.92	0.124	2.00	Pass
			RB12#6	20.91	-0.04	20.87	0.122	2.00	Pass
			RB12#13	20.96	-0.04	20.92	0.124	2.00	Pass
			RB25#0	20.91	-0.04	20.87	0.122	2.00	Pass
	MCH	QPSK	RB1#0	22.92	-0.04	22.88	0.194	2.00	Pass
			RB1#13	22.9	-0.04	22.86	0.193	2.00	Pass
			RB1#24	22.9	-0.04	22.86	0.193	2.00	Pass
			RB12#0	21.91	-0.04	21.87	0.154	2.00	Pass
			RB12#6	21.88	-0.04	21.84	0.153	2.00	Pass
			RB12#13	21.87	-0.04	21.83	0.152	2.00	Pass
			RB25#0	21.9	-0.04	21.86	0.153	2.00	Pass
		16-QAM	RB1#0	22.49	-0.04	22.45	0.176	2.00	Pass
			RB1#13	22.51	-0.04	22.47	0.177	2.00	Pass
			RB1#24	22.5	-0.04	22.46	0.176	2.00	Pass
			RB12#0	21.09	-0.04	21.05	0.127	2.00	Pass
			RB12#6	21.02	-0.04	20.98	0.125	2.00	Pass
			RB12#13	21.02	-0.04	20.98	0.125	2.00	Pass
			RB25#0	20.97	-0.04	20.93	0.124	2.00	Pass
	HCH	QPSK	RB1#0	22.79	-0.04	22.75	0.188	2.00	Pass
			RB1#13	22.8	-0.04	22.76	0.189	2.00	Pass
			RB1#24	22.84	-0.04	22.80	0.191	2.00	Pass
			RB12#0	21.81	-0.04	21.77	0.150	2.00	Pass
			RB12#6	21.79	-0.04	21.75	0.150	2.00	Pass
			RB12#13	21.8	-0.04	21.76	0.150	2.00	Pass
			RB25#0	21.83	-0.04	21.79	0.151	2.00	Pass
		16-QAM	RB1#0	21.91	-0.04	21.87	0.154	2.00	Pass
			RB1#13	21.92	-0.04	21.88	0.154	2.00	Pass

Test BW	Test Channel	Test Mode	Test RB (Size#Offset)	Conducted Output AV Power (dBm)	Antenna Gain (dBi)	EIRP (dBm)	EIRP (W)	Limit (W)	Verdict
LTE BAND7									
			RB1#24	21.99	-0.04	21.95	0.157	2.00	Pass
			RB12#0	20.92	-0.04	20.88	0.122	2.00	Pass
			RB12#6	20.89	-0.04	20.85	0.122	2.00	Pass
			RB12#13	20.9	-0.04	20.86	0.122	2.00	Pass
			RB25#0	20.8	-0.04	20.76	0.119	2.00	Pass
10 MHz	LCH	QPSK	RB1#0	22.84	-0.04	22.80	0.191	2.00	Pass
			RB1#25	22.82	-0.04	22.78	0.190	2.00	Pass
			RB1#49	22.83	-0.04	22.79	0.190	2.00	Pass
			RB25#0	21.83	-0.04	21.79	0.151	2.00	Pass
			RB25#13	21.87	-0.04	21.83	0.152	2.00	Pass
			RB25#25	21.88	-0.04	21.84	0.153	2.00	Pass
			RB50#0	21.86	-0.04	21.82	0.152	2.00	Pass
		16-QAM	RB1#0	21.79	-0.04	21.75	0.150	2.00	Pass
			RB1#25	21.76	-0.04	21.72	0.149	2.00	Pass
			RB1#49	21.79	-0.04	21.75	0.150	2.00	Pass
			RB25#0	20.84	-0.04	20.80	0.120	2.00	Pass
			RB25#13	20.9	-0.04	20.86	0.122	2.00	Pass
			RB25#25	20.89	-0.04	20.85	0.122	2.00	Pass
			RB50#0	20.86	-0.04	20.82	0.121	2.00	Pass
	MCH	QPSK	RB1#0	22.91	-0.04	22.87	0.194	2.00	Pass
			RB1#25	22.87	-0.04	22.83	0.192	2.00	Pass
			RB1#49	22.84	-0.04	22.80	0.191	2.00	Pass
			RB25#0	21.92	-0.04	21.88	0.154	2.00	Pass
			RB25#13	21.88	-0.04	21.84	0.153	2.00	Pass
			RB25#25	21.89	-0.04	21.85	0.153	2.00	Pass
			RB50#0	21.93	-0.04	21.89	0.155	2.00	Pass
		16-QAM	RB1#0	22.32	-0.04	22.28	0.169	2.00	Pass
			RB1#25	22.31	-0.04	22.27	0.169	2.00	Pass
			RB1#49	22.28	-0.04	22.24	0.167	2.00	Pass
			RB25#0	20.96	-0.04	20.92	0.124	2.00	Pass
			RB25#13	20.93	-0.04	20.89	0.123	2.00	Pass
			RB25#25	20.93	-0.04	20.89	0.123	2.00	Pass
			RB50#0	20.95	-0.04	20.91	0.123	2.00	Pass
	HCH	QPSK	RB1#0	22.76	-0.04	22.72	0.187	2.00	Pass
			RB1#25	22.73	-0.04	22.69	0.186	2.00	Pass
			RB1#49	22.76	-0.04	22.72	0.187	2.00	Pass
			RB25#0	21.79	-0.04	21.75	0.150	2.00	Pass
			RB25#13	21.81	-0.04	21.77	0.150	2.00	Pass

Test BW	Test Channel	Test Mode	Test RB (Size#Offset)	Conducted Output AV Power (dBm)	Antenna Gain (dBi)	EIRP (dBm)	EIRP (W)	Limit (W)	Verdict
LTE BAND7									
			RB25#25	21.78	-0.04	21.74	0.149	2.00	Pass
			RB50#0	21.81	-0.04	21.77	0.150	2.00	Pass
		16-QAM	RB1#0	21.85	-0.04	21.81	0.152	2.00	Pass
			RB1#25	21.81	-0.04	21.77	0.150	2.00	Pass
			RB1#49	21.85	-0.04	21.81	0.152	2.00	Pass
			RB25#0	20.9	-0.04	20.86	0.122	2.00	Pass
			RB25#13	20.91	-0.04	20.87	0.122	2.00	Pass
			RB25#25	20.89	-0.04	20.85	0.122	2.00	Pass
			RB50#0	20.82	-0.04	20.78	0.120	2.00	Pass
15 MHz	LCH	QPSK	RB1#0	22.85	-0.04	22.81	0.191	2.00	Pass
			RB1#38	22.85	-0.04	22.81	0.191	2.00	Pass
			RB1#74	22.92	-0.04	22.88	0.194	2.00	Pass
			RB36#0	21.82	-0.04	21.78	0.151	2.00	Pass
			RB36#19	21.86	-0.04	21.82	0.152	2.00	Pass
			RB36#39	21.92	-0.04	21.88	0.154	2.00	Pass
			RB75#0	21.87	-0.04	21.83	0.152	2.00	Pass
		16-QAM	RB1#0	21.78	-0.04	21.74	0.149	2.00	Pass
			RB1#38	21.79	-0.04	21.75	0.150	2.00	Pass
			RB1#74	21.89	-0.04	21.85	0.153	2.00	Pass
			RB36#0	20.83	-0.04	20.79	0.120	2.00	Pass
			RB36#19	20.87	-0.04	20.83	0.121	2.00	Pass
			RB36#39	20.92	-0.04	20.88	0.122	2.00	Pass
			RB75#0	20.88	-0.04	20.84	0.121	2.00	Pass
	MCH	QPSK	RB1#0	22.93	-0.04	22.89	0.195	2.00	Pass
			RB1#38	22.9	-0.04	22.86	0.193	2.00	Pass
			RB1#74	22.79	-0.04	22.75	0.188	2.00	Pass
			RB36#0	21.92	-0.04	21.88	0.154	2.00	Pass
			RB36#19	21.88	-0.04	21.84	0.153	2.00	Pass
			RB36#39	21.87	-0.04	21.83	0.152	2.00	Pass
			RB75#0	21.88	-0.04	21.84	0.153	2.00	Pass
		16-QAM	RB1#0	22.34	-0.04	22.30	0.170	2.00	Pass
			RB1#38	22.32	-0.04	22.28	0.169	2.00	Pass
			RB1#74	22.2	-0.04	22.16	0.164	2.00	Pass
			RB36#0	20.97	-0.04	20.93	0.124	2.00	Pass
			RB36#19	20.92	-0.04	20.88	0.122	2.00	Pass
			RB36#39	20.9	-0.04	20.86	0.122	2.00	Pass
			RB75#0	20.91	-0.04	20.87	0.122	2.00	Pass
	HCH	QPSK	RB1#0	22.72	-0.04	22.68	0.185	2.00	Pass

Test BW	Test Channel	Test Mode	Test RB (Size#Offset)	Conducted Output AV Power (dBm)	Antenna Gain (dBi)	EIRP (dBm)	EIRP (W)	Limit (W)	Verdict
LTE BAND7									
			RB1#38	22.71	-0.04	22.67	0.185	2.00	Pass
			RB1#74	22.7	-0.04	22.66	0.185	2.00	Pass
			RB36#0	21.8	-0.04	21.76	0.150	2.00	Pass
			RB36#19	21.75	-0.04	21.71	0.148	2.00	Pass
			RB36#39	21.74	-0.04	21.70	0.148	2.00	Pass
			RB75#0	21.77	-0.04	21.73	0.149	2.00	Pass
		16-QAM	RB1#0	22.26	-0.04	22.22	0.167	2.00	Pass
			RB1#38	22.21	-0.04	22.17	0.165	2.00	Pass
			RB1#74	22.16	-0.04	22.12	0.163	2.00	Pass
			RB36#0	20.79	-0.04	20.75	0.119	2.00	Pass
			RB36#19	20.73	-0.04	20.69	0.117	2.00	Pass
			RB36#39	20.73	-0.04	20.69	0.117	2.00	Pass
			RB75#0	20.75	-0.04	20.71	0.118	2.00	Pass
20 MHz	LCH	QPSK	RB1#0	22.82	-0.04	22.78	0.190	2.00	Pass
			RB1#50	22.89	-0.04	22.85	0.193	2.00	Pass
			RB1#99	22.98	-0.04	22.94	0.197	2.00	Pass
			RB50#0	21.87	-0.04	21.83	0.152	2.00	Pass
			RB50#25	21.92	-0.04	21.88	0.154	2.00	Pass
			RB50#50	21.95	-0.04	21.91	0.155	2.00	Pass
			RB100#0	21.91	-0.04	21.87	0.154	2.00	Pass
		16-QAM	RB1#0	22.45	-0.04	22.41	0.174	2.00	Pass
			RB1#50	22.47	-0.04	22.43	0.175	2.00	Pass
			RB1#99	22.57	-0.04	22.53	0.179	2.00	Pass
			RB50#0	20.86	-0.04	20.82	0.121	2.00	Pass
			RB50#25	20.95	-0.04	20.91	0.123	2.00	Pass
			RB50#50	20.97	-0.04	20.93	0.124	2.00	Pass
			RB100#0	20.97	-0.04	20.93	0.124	2.00	Pass
	MCH	QPSK	RB1#0	22.93	-0.04	22.89	0.195	2.00	Pass
			RB1#50	22.89	-0.04	22.85	0.193	2.00	Pass
			RB1#99	22.75	-0.04	22.71	0.187	2.00	Pass
			RB50#0	21.92	-0.04	21.88	0.154	2.00	Pass
			RB50#25	21.94	-0.04	21.90	0.155	2.00	Pass
			RB50#50	21.88	-0.04	21.84	0.153	2.00	Pass
			RB100#0	21.88	-0.04	21.84	0.153	2.00	Pass
		16-QAM	RB1#0	22.4	-0.04	22.36	0.172	2.00	Pass
			RB1#50	22.36	-0.04	22.32	0.171	2.00	Pass
			RB1#99	22.22	-0.04	22.18	0.165	2.00	Pass
			RB50#0	20.95	-0.04	20.91	0.123	2.00	Pass

Test BW	Test Channel	Test Mode	Test RB (Size#Offset)	Conducted Output AV Power (dBm)	Antenna Gain (dBi)	EIRP (dBm)	EIRP (W)	Limit (W)	Verdict
LTE BAND7									
			RB50#25	20.96	-0.04	20.92	0.124	2.00	Pass
			RB50#50	20.89	-0.04	20.85	0.122	2.00	Pass
			RB100#0	20.91	-0.04	20.87	0.122	2.00	Pass
	HCH	QPSK	RB1#0	22.79	-0.04	22.75	0.188	2.00	Pass
			RB1#50	22.76	-0.04	22.72	0.187	2.00	Pass
			RB1#99	22.67	-0.04	22.63	0.183	2.00	Pass
			RB50#0	21.85	-0.04	21.81	0.152	2.00	Pass
			RB50#25	21.79	-0.04	21.75	0.150	2.00	Pass
			RB50#50	21.71	-0.04	21.67	0.147	2.00	Pass
			RB100#0	21.77	-0.04	21.73	0.149	2.00	Pass
		16-QAM	RB1#0	22.27	-0.04	22.23	0.167	2.00	Pass
			RB1#50	22.22	-0.04	22.18	0.165	2.00	Pass
			RB1#99	22.15	-0.04	22.11	0.163	2.00	Pass
			RB50#0	20.83	-0.04	20.79	0.120	2.00	Pass
			RB50#25	20.76	-0.04	20.72	0.118	2.00	Pass
			RB50#50	20.68	-0.04	20.64	0.116	2.00	Pass
			RB100#0	20.81	-0.04	20.77	0.119	2.00	Pass

Test BW	Test Channel	Test Mode	Test RB (Size#Offset)	Conducted Output AV Power (dBm)	Antenna Gain (dBi)	Antenna Gain (dBd)	ERP (dBm)	ERP (W)	Limit (W)	Verdict
LTE BAND12										
1.4 MHz	LCH	QPSK	RB1#0	23.45	-5.53	-7.68	15.77	0.038	3.00	Pass
			RB1#3	23.41	-5.53	-7.68	15.73	0.037	3.00	Pass
			RB1#5	23.41	-5.53	-7.68	15.73	0.037	3.00	Pass
			RB3#0	23.48	-5.53	-7.68	15.80	0.038	3.00	Pass
			RB3#2	23.47	-5.53	-7.68	15.79	0.038	3.00	Pass
			RB3#3	23.45	-5.53	-7.68	15.77	0.038	3.00	Pass
			RB6#0	22.6	-5.53	-7.68	14.92	0.031	3.00	Pass
		16-QAM	RB1#0	22.73	-5.53	-7.68	15.05	0.032	3.00	Pass
			RB1#3	22.69	-5.53	-7.68	15.01	0.032	3.00	Pass
			RB1#5	22.74	-5.53	-7.68	15.06	0.032	3.00	Pass
			RB3#0	22.65	-5.53	-7.68	14.97	0.031	3.00	Pass
			RB3#2	22.65	-5.53	-7.68	14.97	0.031	3.00	Pass
			RB3#3	22.66	-5.53	-7.68	14.98	0.031	3.00	Pass
			RB6#0	21.78	-5.53	-7.68	14.10	0.026	3.00	Pass
	MCH	QPSK	RB1#0	23.45	-5.53	-7.68	15.77	0.038	3.00	Pass
			RB1#3	23.46	-5.53	-7.68	15.78	0.038	3.00	Pass
			RB1#5	23.47	-5.53	-7.68	15.79	0.038	3.00	Pass
			RB3#0	23.44	-5.53	-7.68	15.76	0.038	3.00	Pass
			RB3#2	23.46	-5.53	-7.68	15.78	0.038	3.00	Pass
			RB3#3	23.48	-5.53	-7.68	15.80	0.038	3.00	Pass
			RB6#0	22.63	-5.53	-7.68	14.95	0.031	3.00	Pass
		16-QAM	RB1#0	23.05	-5.53	-7.68	15.37	0.034	3.00	Pass
			RB1#3	23	-5.53	-7.68	15.32	0.034	3.00	Pass
			RB1#5	23.05	-5.53	-7.68	15.37	0.034	3.00	Pass
			RB3#0	22.82	-5.53	-7.68	15.14	0.033	3.00	Pass
			RB3#2	22.79	-5.53	-7.68	15.11	0.032	3.00	Pass
			RB3#3	22.82	-5.53	-7.68	15.14	0.033	3.00	Pass
			RB6#0	21.56	-5.53	-7.68	13.88	0.024	3.00	Pass
	HCH	QPSK	RB1#0	23.45	-5.53	-7.68	15.77	0.038	3.00	Pass
			RB1#3	23.46	-5.53	-7.68	15.78	0.038	3.00	Pass
			RB1#5	23.5	-5.53	-7.68	15.82	0.038	3.00	Pass
			RB3#0	23.54	-5.53	-7.68	15.86	0.039	3.00	Pass
			RB3#2	23.56	-5.53	-7.68	15.88	0.039	3.00	Pass
			RB3#3	23.56	-5.53	-7.68	15.88	0.039	3.00	Pass
			RB6#0	22.58	-5.53	-7.68	14.90	0.031	3.00	Pass
		16-QAM	RB1#0	22.67	-5.53	-7.68	14.99	0.032	3.00	Pass
			RB1#3	22.66	-5.53	-7.68	14.98	0.031	3.00	Pass

Test BW	Test Channel	Test Mode	Test RB (Size#Offset)	Conducted Output AV Power (dBm)	Antenna Gain (dBi)	Antenna Gain (dBd)	ERP (dBm)	ERP (W)	Limit (W)	Verdict
LTE BAND12										
			RB1#5	22.7	-5.53	-7.68	15.02	0.032	3.00	Pass
			RB3#0	22.77	-5.53	-7.68	15.09	0.032	3.00	Pass
			RB3#2	22.77	-5.53	-7.68	15.09	0.032	3.00	Pass
			RB3#3	22.76	-5.53	-7.68	15.08	0.032	3.00	Pass
			RB6#0	21.83	-5.53	-7.68	14.15	0.026	3.00	Pass
3 MHz	LCH	QPSK	RB1#0	23.46	-5.53	-7.68	15.78	0.038	3.00	Pass
			RB1#7	23.38	-5.53	-7.68	15.70	0.037	3.00	Pass
			RB1#14	23.42	-5.53	-7.68	15.74	0.037	3.00	Pass
			RB8#0	22.6	-5.53	-7.68	14.92	0.031	3.00	Pass
			RB8#4	22.61	-5.53	-7.68	14.93	0.031	3.00	Pass
			RB8#7	22.57	-5.53	-7.68	14.89	0.031	3.00	Pass
			RB15#0	22.62	-5.53	-7.68	14.94	0.031	3.00	Pass
		16-QAM	RB1#0	22.53	-5.53	-7.68	14.85	0.031	3.00	Pass
			RB1#7	22.53	-5.53	-7.68	14.85	0.031	3.00	Pass
			RB1#14	22.49	-5.53	-7.68	14.81	0.030	3.00	Pass
			RB8#0	21.72	-5.53	-7.68	14.04	0.025	3.00	Pass
			RB8#4	21.72	-5.53	-7.68	14.04	0.025	3.00	Pass
			RB8#7	21.68	-5.53	-7.68	14.00	0.025	3.00	Pass
			RB15#0	21.66	-5.53	-7.68	13.98	0.025	3.00	Pass
	MCH	QPSK	RB1#0	23.4	-5.53	-7.68	15.72	0.037	3.00	Pass
			RB1#7	23.42	-5.53	-7.68	15.74	0.037	3.00	Pass
			RB1#14	23.44	-5.53	-7.68	15.76	0.038	3.00	Pass
			RB8#0	22.61	-5.53	-7.68	14.93	0.031	3.00	Pass
			RB8#4	22.61	-5.53	-7.68	14.93	0.031	3.00	Pass
			RB8#7	22.62	-5.53	-7.68	14.94	0.031	3.00	Pass
			RB15#0	22.62	-5.53	-7.68	14.94	0.031	3.00	Pass
		16-QAM	RB1#0	23.06	-5.53	-7.68	15.38	0.035	3.00	Pass
			RB1#7	23.05	-5.53	-7.68	15.37	0.034	3.00	Pass
			RB1#14	23.03	-5.53	-7.68	15.35	0.034	3.00	Pass
			RB8#0	21.71	-5.53	-7.68	14.03	0.025	3.00	Pass
			RB8#4	21.71	-5.53	-7.68	14.03	0.025	3.00	Pass
			RB8#7	21.72	-5.53	-7.68	14.04	0.025	3.00	Pass
			RB15#0	21.67	-5.53	-7.68	13.99	0.025	3.00	Pass
	HCH	QPSK	RB1#0	23.41	-5.53	-7.68	15.73	0.037	3.00	Pass
			RB1#7	23.37	-5.53	-7.68	15.69	0.037	3.00	Pass
			RB1#14	23.46	-5.53	-7.68	15.78	0.038	3.00	Pass
			RB8#0	22.69	-5.53	-7.68	15.01	0.032	3.00	Pass
			RB8#4	22.66	-5.53	-7.68	14.98	0.031	3.00	Pass

Test BW	Test Channel	Test Mode	Test RB (Size#Offset)	Conducted Output AV Power (dBm)	Antenna Gain (dBi)	Antenna Gain (dBd)	ERP (dBm)	ERP (W)	Limit (W)	Verdict
LTE BAND12										
			RB8#7	22.58	-5.53	-7.68	14.90	0.031	3.00	Pass
			RB15#0	22.66	-5.53	-7.68	14.98	0.031	3.00	Pass
		16-QAM	RB1#0	22.78	-5.53	-7.68	15.10	0.032	3.00	Pass
			RB1#7	22.69	-5.53	-7.68	15.01	0.032	3.00	Pass
			RB1#14	22.66	-5.53	-7.68	14.98	0.031	3.00	Pass
			RB8#0	21.73	-5.53	-7.68	14.05	0.025	3.00	Pass
			RB8#4	21.69	-5.53	-7.68	14.01	0.025	3.00	Pass
			RB8#7	21.66	-5.53	-7.68	13.98	0.025	3.00	Pass
			RB15#0	21.63	-5.53	-7.68	13.95	0.025	3.00	Pass
5 MHz	LCH	QPSK	RB1#0	23.59	-5.53	-7.68	15.91	0.039	3.00	Pass
			RB1#13	23.54	-5.53	-7.68	15.86	0.039	3.00	Pass
			RB1#24	23.51	-5.53	-7.68	15.83	0.038	3.00	Pass
			RB12#0	22.66	-5.53	-7.68	14.98	0.031	3.00	Pass
			RB12#6	22.65	-5.53	-7.68	14.97	0.031	3.00	Pass
			RB12#13	22.6	-5.53	-7.68	14.92	0.031	3.00	Pass
			RB25#0	22.62	-5.53	-7.68	14.94	0.031	3.00	Pass
		16-QAM	RB1#0	22.83	-5.53	-7.68	15.15	0.033	3.00	Pass
			RB1#13	22.86	-5.53	-7.68	15.18	0.033	3.00	Pass
			RB1#24	22.84	-5.53	-7.68	15.16	0.033	3.00	Pass
			RB12#0	21.73	-5.53	-7.68	14.05	0.025	3.00	Pass
			RB12#6	21.71	-5.53	-7.68	14.03	0.025	3.00	Pass
			RB12#13	21.66	-5.53	-7.68	13.98	0.025	3.00	Pass
			RB25#0	21.66	-5.53	-7.68	13.98	0.025	3.00	Pass
	MCH	QPSK	RB1#0	23.51	-5.53	-7.68	15.83	0.038	3.00	Pass
			RB1#13	23.52	-5.53	-7.68	15.84	0.038	3.00	Pass
			RB1#24	23.55	-5.53	-7.68	15.87	0.039	3.00	Pass
			RB12#0	22.61	-5.53	-7.68	14.93	0.031	3.00	Pass
			RB12#6	22.61	-5.53	-7.68	14.93	0.031	3.00	Pass
			RB12#13	22.64	-5.53	-7.68	14.96	0.031	3.00	Pass
			RB25#0	22.64	-5.53	-7.68	14.96	0.031	3.00	Pass
		16-QAM	RB1#0	23.33	-5.53	-7.68	15.65	0.037	3.00	Pass
			RB1#13	23.27	-5.53	-7.68	15.59	0.036	3.00	Pass
			RB1#24	23.28	-5.53	-7.68	15.60	0.036	3.00	Pass
			RB12#0	21.8	-5.53	-7.68	14.12	0.026	3.00	Pass
			RB12#6	21.76	-5.53	-7.68	14.08	0.026	3.00	Pass
			RB12#13	21.82	-5.53	-7.68	14.14	0.026	3.00	Pass
			RB25#0	21.72	-5.53	-7.68	14.04	0.025	3.00	Pass
	HCH	QPSK	RB1#0	23.5	-5.53	-7.68	15.82	0.038	3.00	Pass

Test BW	Test Channel	Test Mode	Test RB (Size#Offset)	Conducted Output AV Power (dBm)	Antenna Gain (dBi)	Antenna Gain (dBd)	ERP (dBm)	ERP (W)	Limit (W)	Verdict
LTE BAND12										
			RB1#13	23.53	-5.53	-7.68	15.85	0.038	3.00	Pass
			RB1#24	23.59	-5.53	-7.68	15.91	0.039	3.00	Pass
			RB12#0	22.66	-5.53	-7.68	14.98	0.031	3.00	Pass
			RB12#6	22.65	-5.53	-7.68	14.97	0.031	3.00	Pass
			RB12#13	22.63	-5.53	-7.68	14.95	0.031	3.00	Pass
			RB25#0	22.66	-5.53	-7.68	14.98	0.031	3.00	Pass
		16-QAM	RB1#0	22.77	-5.53	-7.68	15.09	0.032	3.00	Pass
			RB1#13	22.78	-5.53	-7.68	15.10	0.032	3.00	Pass
			RB1#24	22.77	-5.53	-7.68	15.09	0.032	3.00	Pass
			RB12#0	21.74	-5.53	-7.68	14.06	0.025	3.00	Pass
			RB12#6	21.71	-5.53	-7.68	14.03	0.025	3.00	Pass
			RB12#13	21.68	-5.53	-7.68	14.00	0.025	3.00	Pass
			RB25#0	21.62	-5.53	-7.68	13.94	0.025	3.00	Pass
10 MHz	LCH	QPSK	RB1#0	23.55	-5.53	-7.68	15.87	0.039	3.00	Pass
			RB1#25	23.52	-5.53	-7.68	15.84	0.038	3.00	Pass
			RB1#49	23.5	-5.53	-7.68	15.82	0.038	3.00	Pass
			RB25#0	22.73	-5.53	-7.68	15.05	0.032	3.00	Pass
			RB25#13	22.68	-5.53	-7.68	15.00	0.032	3.00	Pass
			RB25#25	22.68	-5.53	-7.68	15.00	0.032	3.00	Pass
			RB50#0	22.73	-5.53	-7.68	15.05	0.032	3.00	Pass
		16-QAM	RB1#0	22.56	-5.53	-7.68	14.88	0.031	3.00	Pass
			RB1#25	22.56	-5.53	-7.68	14.88	0.031	3.00	Pass
			RB1#49	22.56	-5.53	-7.68	14.88	0.031	3.00	Pass
			RB25#0	21.71	-5.53	-7.68	14.03	0.025	3.00	Pass
			RB25#13	21.69	-5.53	-7.68	14.01	0.025	3.00	Pass
			RB25#25	21.72	-5.53	-7.68	14.04	0.025	3.00	Pass
			RB50#0	21.71	-5.53	-7.68	14.03	0.025	3.00	Pass
	MCH	QPSK	RB1#0	23.48	-5.53	-7.68	15.80	0.038	3.00	Pass
			RB1#25	23.57	-5.53	-7.68	15.89	0.039	3.00	Pass
			RB1#49	23.47	-5.53	-7.68	15.79	0.038	3.00	Pass
			RB25#0	22.65	-5.53	-7.68	14.97	0.031	3.00	Pass
			RB25#13	22.66	-5.53	-7.68	14.98	0.031	3.00	Pass
			RB25#25	22.71	-5.53	-7.68	15.03	0.032	3.00	Pass
			RB50#0	22.7	-5.53	-7.68	15.02	0.032	3.00	Pass
		16-QAM	RB1#0	23.03	-5.53	-7.68	15.35	0.034	3.00	Pass
			RB1#25	23.05	-5.53	-7.68	15.37	0.034	3.00	Pass
			RB1#49	23	-5.53	-7.68	15.32	0.034	3.00	Pass
			RB25#0	21.69	-5.53	-7.68	14.01	0.025	3.00	Pass

Test BW	Test Channel	Test Mode	Test RB (Size#Offset)	Conducted Output AV Power (dBm)	Antenna Gain (dBi)	Antenna Gain (dBd)	ERP (dBm)	ERP (W)	Limit (W)	Verdict
LTE BAND12										
			RB25#13	21.67	-5.53	-7.68	13.99	0.025	3.00	Pass
			RB25#25	21.75	-5.53	-7.68	14.07	0.026	3.00	Pass
			RB50#0	21.7	-5.53	-7.68	14.02	0.025	3.00	Pass
	HCH	QPSK	RB1#0	23.47	-5.53	-7.68	15.79	0.038	3.00	Pass
			RB1#25	23.45	-5.53	-7.68	15.77	0.038	3.00	Pass
			RB1#49	23.52	-5.53	-7.68	15.84	0.038	3.00	Pass
			RB25#0	22.62	-5.53	-7.68	14.94	0.031	3.00	Pass
			RB25#13	22.66	-5.53	-7.68	14.98	0.031	3.00	Pass
			RB25#25	22.64	-5.53	-7.68	14.96	0.031	3.00	Pass
			RB50#0	22.63	-5.53	-7.68	14.95	0.031	3.00	Pass
		16-QAM	RB1#0	22.74	-5.53	-7.68	15.06	0.032	3.00	Pass
			RB1#25	22.7	-5.53	-7.68	15.02	0.032	3.00	Pass
			RB1#49	22.69	-5.53	-7.68	15.01	0.032	3.00	Pass
			RB25#0	21.71	-5.53	-7.68	14.03	0.025	3.00	Pass
			RB25#13	21.77	-5.53	-7.68	14.09	0.026	3.00	Pass
			RB25#25	21.71	-5.53	-7.68	14.03	0.025	3.00	Pass
			RB50#0	21.65	-5.53	-7.68	13.97	0.025	3.00	Pass

Test BW	Test Channel	Test Mode	Test RB (Size#Offset)	Conducted Output AV Power (dBm)	Antenna Gain (dBi)	Antenna Gain (dBd)	ERP (dBm)	ERP (W)	Limit (W)	Verdict
LTE BAND13										
5 MHz	LCH	QPSK	RB1#0	23.66	-6.93	-9.08	14.58	0.029	3.00	Pass
			RB1#3	23.68	-6.93	-9.08	14.60	0.029	3.00	Pass
			RB1#5	23.63	-6.93	-9.08	14.55	0.029	3.00	Pass
			RB3#0	22.68	-6.93	-9.08	13.60	0.023	3.00	Pass
			RB3#2	22.68	-6.93	-9.08	13.60	0.023	3.00	Pass
			RB3#3	22.68	-6.93	-9.08	13.60	0.023	3.00	Pass
			RB6#0	22.68	-6.93	-9.08	13.60	0.023	3.00	Pass
		16-QAM	RB1#0	22.88	-6.93	-9.08	13.80	0.024	3.00	Pass
			RB1#3	22.89	-6.93	-9.08	13.81	0.024	3.00	Pass
			RB1#5	22.95	-6.93	-9.08	13.87	0.024	3.00	Pass
			RB3#0	21.78	-6.93	-9.08	12.70	0.019	3.00	Pass
			RB3#2	21.77	-6.93	-9.08	12.69	0.019	3.00	Pass
			RB3#3	21.77	-6.93	-9.08	12.69	0.019	3.00	Pass
			RB6#0	21.72	-6.93	-9.08	12.64	0.018	3.00	Pass
	MCH	QPSK	RB1#0	23.6	-6.93	-9.08	14.52	0.028	3.00	Pass
			RB1#3	23.62	-6.93	-9.08	14.54	0.028	3.00	Pass
			RB1#5	23.65	-6.93	-9.08	14.57	0.029	3.00	Pass
			RB3#0	22.71	-6.93	-9.08	13.63	0.023	3.00	Pass
			RB3#2	22.72	-6.93	-9.08	13.64	0.023	3.00	Pass
			RB3#3	22.69	-6.93	-9.08	13.61	0.023	3.00	Pass
			RB6#0	22.77	-6.93	-9.08	13.69	0.023	3.00	Pass
		16-QAM	RB1#0	23.28	-6.93	-9.08	14.20	0.026	3.00	Pass
			RB1#3	23.34	-6.93	-9.08	14.26	0.027	3.00	Pass
			RB1#5	23.3	-6.93	-9.08	14.22	0.026	3.00	Pass
			RB3#0	21.88	-6.93	-9.08	12.80	0.019	3.00	Pass
			RB3#2	21.88	-6.93	-9.08	12.80	0.019	3.00	Pass
			RB3#3	21.86	-6.93	-9.08	12.78	0.019	3.00	Pass
			RB6#0	21.81	-6.93	-9.08	12.73	0.019	3.00	Pass
	HCH	QPSK	RB1#0	23.61	-6.93	-9.08	14.53	0.028	3.00	Pass
			RB1#3	23.55	-6.93	-9.08	14.47	0.028	3.00	Pass
			RB1#5	23.59	-6.93	-9.08	14.51	0.028	3.00	Pass
			RB3#0	22.69	-6.93	-9.08	13.61	0.023	3.00	Pass
			RB3#2	22.68	-6.93	-9.08	13.60	0.023	3.00	Pass
			RB3#3	22.68	-6.93	-9.08	13.60	0.023	3.00	Pass
			RB6#0	22.72	-6.93	-9.08	13.64	0.023	3.00	Pass
		16-QAM	RB1#0	22.92	-6.93	-9.08	13.84	0.024	3.00	Pass
			RB1#3	22.9	-6.93	-9.08	13.82	0.024	3.00	Pass

Test BW	Test Channel	Test Mode	Test RB (Size#Offset)	Conducted Output AV Power (dBm)	Antenna Gain (dBi)	Antenna Gain (dBd)	ERP (dBm)	ERP (W)	Limit (W)	Verdict
LTE BAND13										
			RB1#5	22.88	-6.93	-9.08	13.80	0.024	3.00	Pass
			RB3#0	21.79	-6.93	-9.08	12.71	0.019	3.00	Pass
			RB3#2	21.76	-6.93	-9.08	12.68	0.019	3.00	Pass
			RB3#3	21.76	-6.93	-9.08	12.68	0.019	3.00	Pass
			RB6#0	21.67	-6.93	-9.08	12.59	0.018	3.00	Pass
10 MHz	MCH	QPSK	RB1#0	23.59	-6.93	-9.08	14.51	0.028	3.00	Pass
			RB1#25	23.61	-6.93	-9.08	14.53	0.028	3.00	Pass
			RB1#49	23.52	-6.93	-9.08	14.44	0.028	3.00	Pass
			RB25#0	22.71	-6.93	-9.08	13.63	0.023	3.00	Pass
			RB25#13	22.75	-6.93	-9.08	13.67	0.023	3.00	Pass
			RB25#25	22.72	-6.93	-9.08	13.64	0.023	3.00	Pass
			RB50#0	22.72	-6.93	-9.08	13.64	0.023	3.00	Pass
		16-QAM	RB1#0	22.63	-6.93	-9.08	13.55	0.023	3.00	Pass
			RB1#25	22.7	-6.93	-9.08	13.62	0.023	3.00	Pass
			RB1#49	22.65	-6.93	-9.08	13.57	0.023	3.00	Pass
			RB25#0	21.71	-6.93	-9.08	12.63	0.018	3.00	Pass
			RB25#13	21.75	-6.93	-9.08	12.67	0.018	3.00	Pass
			RB25#25	21.74	-6.93	-9.08	12.66	0.018	3.00	Pass
			RB50#0	21.7	-6.93	-9.08	12.62	0.018	3.00	Pass

Test BW	Test Channel	Test Mode	Test RB (Size#Offset)	Conducted Output AV Power (dBm)	Antenna Gain (dBi)	Antenna Gain (dBd)	ERP (dBm)	ERP (W)	Limit (W)	Verdict
LTE BAND17										
5 MHz	LCH	QPSK	RB1#0	23.6	-5.53	-7.68	15.92	0.039	3.00	Pass
			RB1#13	23.53	-5.53	-7.68	15.85	0.038	3.00	Pass
			RB1#24	23.6	-5.53	-7.68	15.92	0.039	3.00	Pass
			RB12#0	22.66	-5.53	-7.68	14.98	0.031	3.00	Pass
			RB12#6	22.65	-5.53	-7.68	14.97	0.031	3.00	Pass
			RB12#13	22.65	-5.53	-7.68	14.97	0.031	3.00	Pass
			RB25#0	22.69	-5.53	-7.68	15.01	0.032	3.00	Pass
		16-QAM	RB1#0	22.88	-5.53	-7.68	15.20	0.033	3.00	Pass
			RB1#13	22.82	-5.53	-7.68	15.14	0.033	3.00	Pass
			RB1#24	22.81	-5.53	-7.68	15.13	0.033	3.00	Pass
			RB12#0	21.75	-5.53	-7.68	14.07	0.026	3.00	Pass
			RB12#6	21.75	-5.53	-7.68	14.07	0.026	3.00	Pass
			RB12#13	21.76	-5.53	-7.68	14.08	0.026	3.00	Pass
			RB25#0	21.72	-5.53	-7.68	14.04	0.025	3.00	Pass
	MCH	QPSK	RB1#0	23.61	-5.53	-7.68	15.93	0.039	3.00	Pass
			RB1#13	23.54	-5.53	-7.68	15.86	0.039	3.00	Pass
			RB1#24	23.62	-5.53	-7.68	15.94	0.039	3.00	Pass
			RB12#0	22.58	-5.53	-7.68	14.90	0.031	3.00	Pass
			RB12#6	22.64	-5.53	-7.68	14.96	0.031	3.00	Pass
			RB12#13	22.65	-5.53	-7.68	14.97	0.031	3.00	Pass
			RB25#0	22.66	-5.53	-7.68	14.98	0.031	3.00	Pass
		16-QAM	RB1#0	23.26	-5.53	-7.68	15.58	0.036	3.00	Pass
			RB1#13	23.28	-5.53	-7.68	15.60	0.036	3.00	Pass
			RB1#24	23.29	-5.53	-7.68	15.61	0.036	3.00	Pass
			RB12#0	21.75	-5.53	-7.68	14.07	0.026	3.00	Pass
			RB12#6	21.8	-5.53	-7.68	14.12	0.026	3.00	Pass
			RB12#13	21.82	-5.53	-7.68	14.14	0.026	3.00	Pass
			RB25#0	21.72	-5.53	-7.68	14.04	0.025	3.00	Pass
	HCH	QPSK	RB1#0	23.63	-5.53	-7.68	15.95	0.039	3.00	Pass
			RB1#13	23.58	-5.53	-7.68	15.90	0.039	3.00	Pass
			RB1#24	23.63	-5.53	-7.68	15.95	0.039	3.00	Pass
			RB12#0	22.69	-5.53	-7.68	15.01	0.032	3.00	Pass
			RB12#6	22.66	-5.53	-7.68	14.98	0.031	3.00	Pass
			RB12#13	22.62	-5.53	-7.68	14.94	0.031	3.00	Pass
			RB25#0	22.68	-5.53	-7.68	15.00	0.032	3.00	Pass
		16-QAM	RB1#0	22.84	-5.53	-7.68	15.16	0.033	3.00	Pass
			RB1#13	22.79	-5.53	-7.68	15.11	0.032	3.00	Pass

Test BW	Test Channel	Test Mode	Test RB (Size#Offset)	Conducted Output AV Power (dBm)	Antenna Gain (dBi)	Antenna Gain (dBd)	ERP (dBm)	ERP (W)	Limit (W)	Verdict
LTE BAND17										
			RB1#24	22.81	-5.53	-7.68	15.13	0.033	3.00	Pass
			RB12#0	21.77	-5.53	-7.68	14.09	0.026	3.00	Pass
			RB12#6	21.75	-5.53	-7.68	14.07	0.026	3.00	Pass
			RB12#13	21.71	-5.53	-7.68	14.03	0.025	3.00	Pass
			RB25#0	21.65	-5.53	-7.68	13.97	0.025	3.00	Pass
10 MHz	LCH	QPSK	RB1#0	23.52	-5.53	-7.68	15.84	0.038	3.00	Pass
			RB1#25	23.57	-5.53	-7.68	15.89	0.039	3.00	Pass
			RB1#49	23.62	-5.53	-7.68	15.94	0.039	3.00	Pass
			RB25#0	22.62	-5.53	-7.68	14.94	0.031	3.00	Pass
			RB25#13	22.63	-5.53	-7.68	14.95	0.031	3.00	Pass
			RB25#25	22.68	-5.53	-7.68	15.00	0.032	3.00	Pass
			RB50#0	22.63	-5.53	-7.68	14.95	0.031	3.00	Pass
		16-QAM	RB1#0	22.57	-5.53	-7.68	14.89	0.031	3.00	Pass
			RB1#25	22.52	-5.53	-7.68	14.84	0.030	3.00	Pass
			RB1#49	22.56	-5.53	-7.68	14.88	0.031	3.00	Pass
			RB25#0	21.66	-5.53	-7.68	13.98	0.025	3.00	Pass
			RB25#13	21.64	-5.53	-7.68	13.96	0.025	3.00	Pass
			RB25#25	21.71	-5.53	-7.68	14.03	0.025	3.00	Pass
			RB50#0	21.62	-5.53	-7.68	13.94	0.025	3.00	Pass
	MCH	QPSK	RB1#0	23.51	-5.53	-7.68	15.83	0.038	3.00	Pass
			RB1#25	23.56	-5.53	-7.68	15.88	0.039	3.00	Pass
			RB1#49	23.5	-5.53	-7.68	15.82	0.038	3.00	Pass
			RB25#0	22.6	-5.53	-7.68	14.92	0.031	3.00	Pass
			RB25#13	22.62	-5.53	-7.68	14.94	0.031	3.00	Pass
			RB25#25	22.63	-5.53	-7.68	14.95	0.031	3.00	Pass
			RB50#0	22.62	-5.53	-7.68	14.94	0.031	3.00	Pass
		16-QAM	RB1#0	22.99	-5.53	-7.68	15.31	0.034	3.00	Pass
			RB1#25	23.08	-5.53	-7.68	15.40	0.035	3.00	Pass
			RB1#49	23	-5.53	-7.68	15.32	0.034	3.00	Pass
			RB25#0	21.63	-5.53	-7.68	13.95	0.025	3.00	Pass
			RB25#13	21.7	-5.53	-7.68	14.02	0.025	3.00	Pass
			RB25#25	21.68	-5.53	-7.68	14.00	0.025	3.00	Pass
			RB50#0	21.62	-5.53	-7.68	13.94	0.025	3.00	Pass
	HCH	QPSK	RB1#0	23.47	-5.53	-7.68	15.79	0.038	3.00	Pass
			RB1#25	23.58	-5.53	-7.68	15.90	0.039	3.00	Pass
			RB1#49	23.57	-5.53	-7.68	15.89	0.039	3.00	Pass
			RB25#0	22.61	-5.53	-7.68	14.93	0.031	3.00	Pass
			RB25#13	22.66	-5.53	-7.68	14.98	0.031	3.00	Pass

Test BW	Test Channel	Test Mode	Test RB (Size#Offset)	Conducted Output AV Power (dBm)	Antenna Gain (dBi)	Antenna Gain (dBd)	ERP (dBm)	ERP (W)	Limit (W)	Verdict
LTE BAND17										
			RB25#25	22.65	-5.53	-7.68	14.97	0.031	3.00	Pass
			RB50#0	22.64	-5.53	-7.68	14.96	0.031	3.00	Pass
		16-QAM	RB1#0	22.66	-5.53	-7.68	14.98	0.031	3.00	Pass
			RB1#25	22.72	-5.53	-7.68	15.04	0.032	3.00	Pass
			RB1#49	22.72	-5.53	-7.68	15.04	0.032	3.00	Pass
			RB25#0	21.69	-5.53	-7.68	14.01	0.025	3.00	Pass
			RB25#13	21.75	-5.53	-7.68	14.07	0.026	3.00	Pass
			RB25#25	21.7	-5.53	-7.68	14.02	0.025	3.00	Pass
			RB50#0	21.64	-5.53	-7.68	13.96	0.025	3.00	Pass

Test BW	Test Channel	Test Mode	Test RB (Size#Offset)	Conducted Output AV Power (dBm)	Antenna Gain (dBi)	Antenna Gain (dBd)	ERP (dBm)	ERP (W)	Limit (W)	Verdict
LTE BAND26 (Part22)										
1.4 MHz	LCH	QPSK	RB1#0	23.18	-4.8	-6.95	16.23	0.042	7.00	Pass
			RB1#3	23.17	-4.8	-6.95	16.22	0.042	7.00	Pass
			RB1#5	23.2	-4.8	-6.95	16.25	0.042	7.00	Pass
			RB3#0	23.14	-4.8	-6.95	16.19	0.042	7.00	Pass
			RB3#2	23.13	-4.8	-6.95	16.18	0.041	7.00	Pass
			RB3#3	23.18	-4.8	-6.95	16.23	0.042	7.00	Pass
			RB6#0	22.1	-4.8	-6.95	15.15	0.033	7.00	Pass
		16-QAM	RB1#0	22.27	-4.8	-6.95	15.32	0.034	7.00	Pass
			RB1#3	22.29	-4.8	-6.95	15.34	0.034	7.00	Pass
			RB1#5	22.31	-4.8	-6.95	15.36	0.034	7.00	Pass
			RB3#0	22.13	-4.8	-6.95	15.18	0.033	7.00	Pass
			RB3#2	22.11	-4.8	-6.95	15.16	0.033	7.00	Pass
			RB3#3	22.17	-4.8	-6.95	15.22	0.033	7.00	Pass
			RB6#0	21.46	-4.8	-6.95	14.51	0.028	7.00	Pass
	MCH	QPSK	RB1#0	23.25	-4.8	-6.95	16.30	0.043	7.00	Pass
			RB1#3	23.21	-4.8	-6.95	16.26	0.042	7.00	Pass
			RB1#5	23.25	-4.8	-6.95	16.30	0.043	7.00	Pass
			RB3#0	23.21	-4.8	-6.95	16.26	0.042	7.00	Pass
			RB3#2	23.26	-4.8	-6.95	16.31	0.043	7.00	Pass
			RB3#3	23.23	-4.8	-6.95	16.28	0.042	7.00	Pass
			RB6#0	22.19	-4.8	-6.95	15.24	0.033	7.00	Pass
		16-QAM	RB1#0	22.64	-4.8	-6.95	15.69	0.037	7.00	Pass
			RB1#3	22.59	-4.8	-6.95	15.64	0.037	7.00	Pass
			RB1#5	22.64	-4.8	-6.95	15.69	0.037	7.00	Pass
			RB3#0	22.42	-4.8	-6.95	15.47	0.035	7.00	Pass
			RB3#2	22.36	-4.8	-6.95	15.41	0.035	7.00	Pass
			RB3#3	22.4	-4.8	-6.95	15.45	0.035	7.00	Pass
			RB6#0	21.25	-4.8	-6.95	14.30	0.027	7.00	Pass
	HCH	QPSK	RB1#0	23.06	-4.8	-6.95	16.11	0.041	7.00	Pass
			RB1#3	23.04	-4.8	-6.95	16.09	0.041	7.00	Pass
			RB1#5	23.06	-4.8	-6.95	16.11	0.041	7.00	Pass
			RB3#0	23.13	-4.8	-6.95	16.18	0.041	7.00	Pass
			RB3#2	23.12	-4.8	-6.95	16.17	0.041	7.00	Pass
			RB3#3	23.11	-4.8	-6.95	16.16	0.041	7.00	Pass
			RB6#0	22.11	-4.8	-6.95	15.16	0.033	7.00	Pass
		16-QAM	RB1#0	22.11	-4.8	-6.95	15.16	0.033	7.00	Pass
			RB1#3	22.14	-4.8	-6.95	15.19	0.033	7.00	Pass

Test BW	Test Channel	Test Mode	Test RB (Size#Offset)	Conducted Output AV Power (dBm)	Antenna Gain (dBi)	Antenna Gain (dBd)	ERP (dBm)	ERP (W)	Limit (W)	Verdict
LTE BAND26 (Part22)										
			RB1#5	22.17	-4.8	-6.95	15.22	0.033	7.00	Pass
			RB3#0	22.27	-4.8	-6.95	15.32	0.034	7.00	Pass
			RB3#2	22.23	-4.8	-6.95	15.28	0.034	7.00	Pass
			RB3#3	22.25	-4.8	-6.95	15.30	0.034	7.00	Pass
			RB6#0	21.56	-4.8	-6.95	14.61	0.029	7.00	Pass
3 MHz	LCH	QPSK	RB1#0	23.06	-4.8	-6.95	16.11	0.041	7.00	Pass
			RB1#7	23	-4.8	-6.95	16.05	0.040	7.00	Pass
			RB1#14	23.1	-4.8	-6.95	16.15	0.041	7.00	Pass
			RB8#0	22.12	-4.8	-6.95	15.17	0.033	7.00	Pass
			RB8#4	22.16	-4.8	-6.95	15.21	0.033	7.00	Pass
			RB8#7	22.13	-4.8	-6.95	15.18	0.033	7.00	Pass
			RB15#0	22.13	-4.8	-6.95	15.18	0.033	7.00	Pass
		16-QAM	RB1#0	22.07	-4.8	-6.95	15.12	0.033	7.00	Pass
			RB1#7	22.04	-4.8	-6.95	15.09	0.032	7.00	Pass
			RB1#14	22.13	-4.8	-6.95	15.18	0.033	7.00	Pass
			RB8#0	21.44	-4.8	-6.95	14.49	0.028	7.00	Pass
			RB8#4	21.45	-4.8	-6.95	14.50	0.028	7.00	Pass
			RB8#7	21.47	-4.8	-6.95	14.52	0.028	7.00	Pass
			RB15#0	21.43	-4.8	-6.95	14.48	0.028	7.00	Pass
	MCH	QPSK	RB1#0	23.23	-4.8	-6.95	16.28	0.042	7.00	Pass
			RB1#7	23.18	-4.8	-6.95	16.23	0.042	7.00	Pass
			RB1#14	23.22	-4.8	-6.95	16.27	0.042	7.00	Pass
			RB8#0	22.22	-4.8	-6.95	15.27	0.034	7.00	Pass
			RB8#4	22.21	-4.8	-6.95	15.26	0.034	7.00	Pass
			RB8#7	22.19	-4.8	-6.95	15.24	0.033	7.00	Pass
			RB15#0	22.17	-4.8	-6.95	15.22	0.033	7.00	Pass
		16-QAM	RB1#0	22.63	-4.8	-6.95	15.68	0.037	7.00	Pass
			RB1#7	22.57	-4.8	-6.95	15.62	0.036	7.00	Pass
			RB1#14	22.63	-4.8	-6.95	15.68	0.037	7.00	Pass
			RB8#0	21.47	-4.8	-6.95	14.52	0.028	7.00	Pass
			RB8#4	21.44	-4.8	-6.95	14.49	0.028	7.00	Pass
			RB8#7	21.43	-4.8	-6.95	14.48	0.028	7.00	Pass
			RB15#0	21.39	-4.8	-6.95	14.44	0.028	7.00	Pass
	HCH	QPSK	RB1#0	23.09	-4.8	-6.95	16.14	0.041	7.00	Pass
			RB1#7	22.99	-4.8	-6.95	16.04	0.040	7.00	Pass
			RB1#14	23.06	-4.8	-6.95	16.11	0.041	7.00	Pass
			RB8#0	22.19	-4.8	-6.95	15.24	0.033	7.00	Pass
			RB8#4	22.1	-4.8	-6.95	15.15	0.033	7.00	Pass

Test BW	Test Channel	Test Mode	Test RB (Size#Offset)	Conducted Output AV Power (dBm)	Antenna Gain (dBi)	Antenna Gain (dBd)	ERP (dBm)	ERP (W)	Limit (W)	Verdict
LTE BAND26 (Part22)										
			RB8#7	22.05	-4.8	-6.95	15.10	0.032	7.00	Pass
			RB15#0	22.14	-4.8	-6.95	15.19	0.033	7.00	Pass
		16-QAM	RB1#0	22.22	-4.8	-6.95	15.27	0.034	7.00	Pass
			RB1#7	22.07	-4.8	-6.95	15.12	0.033	7.00	Pass
			RB1#14	22.12	-4.8	-6.95	15.17	0.033	7.00	Pass
			RB8#0	21.4	-4.8	-6.95	14.45	0.028	7.00	Pass
			RB8#4	21.36	-4.8	-6.95	14.41	0.028	7.00	Pass
			RB8#7	21.34	-4.8	-6.95	14.39	0.027	7.00	Pass
			RB15#0	21.28	-4.8	-6.95	14.33	0.027	7.00	Pass
5 MHz	LCH	QPSK	RB1#0	23.17	-4.8	-6.95	16.22	0.042	7.00	Pass
			RB1#13	23.24	-4.8	-6.95	16.29	0.043	7.00	Pass
			RB1#24	23.25	-4.8	-6.95	16.30	0.043	7.00	Pass
			RB12#0	22.16	-4.8	-6.95	15.21	0.033	7.00	Pass
			RB12#6	22.17	-4.8	-6.95	15.22	0.033	7.00	Pass
			RB12#13	22.17	-4.8	-6.95	15.22	0.033	7.00	Pass
			RB25#0	22.22	-4.8	-6.95	15.27	0.034	7.00	Pass
		16-QAM	RB1#0	22.37	-4.8	-6.95	15.42	0.035	7.00	Pass
			RB1#13	22.42	-4.8	-6.95	15.47	0.035	7.00	Pass
			RB1#24	22.45	-4.8	-6.95	15.50	0.035	7.00	Pass
			RB12#0	21.48	-4.8	-6.95	14.53	0.028	7.00	Pass
			RB12#6	21.49	-4.8	-6.95	14.54	0.028	7.00	Pass
			RB12#13	21.48	-4.8	-6.95	14.53	0.028	7.00	Pass
			RB25#0	21.43	-4.8	-6.95	14.48	0.028	7.00	Pass
	MCH	QPSK	RB1#0	23.33	-4.8	-6.95	16.38	0.043	7.00	Pass
			RB1#13	23.29	-4.8	-6.95	16.34	0.043	7.00	Pass
			RB1#24	23.34	-4.8	-6.95	16.39	0.044	7.00	Pass
			RB12#0	22.26	-4.8	-6.95	15.31	0.034	7.00	Pass
			RB12#6	22.23	-4.8	-6.95	15.28	0.034	7.00	Pass
			RB12#13	22.21	-4.8	-6.95	15.26	0.034	7.00	Pass
			RB25#0	22.29	-4.8	-6.95	15.34	0.034	7.00	Pass
		16-QAM	RB1#0	22.83	-4.8	-6.95	15.88	0.039	7.00	Pass
			RB1#13	22.82	-4.8	-6.95	15.87	0.039	7.00	Pass
			RB1#24	22.84	-4.8	-6.95	15.89	0.039	7.00	Pass
			RB12#0	21.55	-4.8	-6.95	14.60	0.029	7.00	Pass
			RB12#6	21.53	-4.8	-6.95	14.58	0.029	7.00	Pass
			RB12#13	21.5	-4.8	-6.95	14.55	0.029	7.00	Pass
			RB25#0	21.46	-4.8	-6.95	14.51	0.028	7.00	Pass
	HCH	QPSK	RB1#0	23.27	-4.8	-6.95	16.32	0.043	7.00	Pass

Test BW	Test Channel	Test Mode	Test RB (Size#Offset)	Conducted Output AV Power (dBm)	Antenna Gain (dBi)	Antenna Gain (dBd)	ERP (dBm)	ERP (W)	Limit (W)	Verdict
LTE BAND26 (Part22)										
			RB1#13	23.14	-4.8	-6.95	16.19	0.042	7.00	Pass
			RB1#24	23.16	-4.8	-6.95	16.21	0.042	7.00	Pass
			RB12#0	22.2	-4.8	-6.95	15.25	0.033	7.00	Pass
			RB12#6	22.17	-4.8	-6.95	15.22	0.033	7.00	Pass
			RB12#13	22.09	-4.8	-6.95	15.14	0.033	7.00	Pass
			RB25#0	22.2	-4.8	-6.95	15.25	0.033	7.00	Pass
		16-QAM	RB1#0	22.37	-4.8	-6.95	15.42	0.035	7.00	Pass
			RB1#13	22.26	-4.8	-6.95	15.31	0.034	7.00	Pass
			RB1#24	22.27	-4.8	-6.95	15.32	0.034	7.00	Pass
			RB12#0	21.44	-4.8	-6.95	14.49	0.028	7.00	Pass
			RB12#6	21.36	-4.8	-6.95	14.41	0.028	7.00	Pass
			RB12#13	21.33	-4.8	-6.95	14.38	0.027	7.00	Pass
			RB25#0	21.3	-4.8	-6.95	14.35	0.027	7.00	Pass
10 MHz	LCH	QPSK	RB1#0	23.13	-4.8	-6.95	16.18	0.041	7.00	Pass
			RB1#25	23.23	-4.8	-6.95	16.28	0.042	7.00	Pass
			RB1#49	23.16	-4.8	-6.95	16.21	0.042	7.00	Pass
			RB25#0	22.23	-4.8	-6.95	15.28	0.034	7.00	Pass
			RB25#13	22.24	-4.8	-6.95	15.29	0.034	7.00	Pass
			RB25#25	22.23	-4.8	-6.95	15.28	0.034	7.00	Pass
			RB50#0	22.25	-4.8	-6.95	15.30	0.034	7.00	Pass
		16-QAM	RB1#0	22.19	-4.8	-6.95	15.24	0.033	7.00	Pass
			RB1#25	22.27	-4.8	-6.95	15.32	0.034	7.00	Pass
			RB1#49	22.21	-4.8	-6.95	15.26	0.034	7.00	Pass
			RB25#0	21.45	-4.8	-6.95	14.50	0.028	7.00	Pass
			RB25#13	21.43	-4.8	-6.95	14.48	0.028	7.00	Pass
			RB25#25	21.4	-4.8	-6.95	14.45	0.028	7.00	Pass
			RB50#0	21.38	-4.8	-6.95	14.43	0.028	7.00	Pass
	MCH	QPSK	RB1#0	23.29	-4.8	-6.95	16.34	0.043	7.00	Pass
			RB1#25	23.31	-4.8	-6.95	16.36	0.043	7.00	Pass
			RB1#49	23.24	-4.8	-6.95	16.29	0.043	7.00	Pass
			RB25#0	22.28	-4.8	-6.95	15.33	0.034	7.00	Pass
			RB25#13	22.24	-4.8	-6.95	15.29	0.034	7.00	Pass
			RB25#25	22.27	-4.8	-6.95	15.32	0.034	7.00	Pass
			RB50#0	22.29	-4.8	-6.95	15.34	0.034	7.00	Pass
		16-QAM	RB1#0	22.67	-4.8	-6.95	15.72	0.037	7.00	Pass
			RB1#25	22.7	-4.8	-6.95	15.75	0.038	7.00	Pass
			RB1#49	22.64	-4.8	-6.95	15.69	0.037	7.00	Pass
			RB25#0	21.42	-4.8	-6.95	14.47	0.028	7.00	Pass

Test BW	Test Channel	Test Mode	Test RB (Size#Offset)	Conducted Output AV Power (dBm)	Antenna Gain (dBi)	Antenna Gain (dBd)	ERP (dBm)	ERP (W)	Limit (W)	Verdict
LTE BAND26 (Part22)										
			RB25#13	21.43	-4.8	-6.95	14.48	0.028	7.00	Pass
			RB25#25	21.36	-4.8	-6.95	14.41	0.028	7.00	Pass
			RB50#0	21.38	-4.8	-6.95	14.43	0.028	7.00	Pass
	HCH	QPSK	RB1#0	23.29	-4.8	-6.95	16.34	0.043	7.00	Pass
			RB1#25	23.23	-4.8	-6.95	16.28	0.042	7.00	Pass
			RB1#49	23.09	-4.8	-6.95	16.14	0.041	7.00	Pass
			RB25#0	22.24	-4.8	-6.95	15.29	0.034	7.00	Pass
			RB25#13	22.23	-4.8	-6.95	15.28	0.034	7.00	Pass
			RB25#25	22.11	-4.8	-6.95	15.16	0.033	7.00	Pass
			RB50#0	22.18	-4.8	-6.95	15.23	0.033	7.00	Pass
		16-QAM	RB1#0	22.36	-4.8	-6.95	15.41	0.035	7.00	Pass
			RB1#25	22.29	-4.8	-6.95	15.34	0.034	7.00	Pass
			RB1#49	22.16	-4.8	-6.95	15.21	0.033	7.00	Pass
			RB25#0	21.43	-4.8	-6.95	14.48	0.028	7.00	Pass
			RB25#13	21.42	-4.8	-6.95	14.47	0.028	7.00	Pass
			RB25#25	21.3	-4.8	-6.95	14.35	0.027	7.00	Pass
			RB50#0	21.3	-4.8	-6.95	14.35	0.027	7.00	Pass
15 MHz	LCH	QPSK	RB1#0	23.13	-4.8	-6.95	16.18	0.041	7.00	Pass
			RB1#38	23.22	-4.8	-6.95	16.27	0.042	7.00	Pass
			RB1#74	23.15	-4.8	-6.95	16.20	0.042	7.00	Pass
			RB36#0	22.26	-4.8	-6.95	15.31	0.034	7.00	Pass
			RB36#19	22.22	-4.8	-6.95	15.27	0.034	7.00	Pass
			RB36#39	22.23	-4.8	-6.95	15.28	0.034	7.00	Pass
			RB75#0	22.24	-4.8	-6.95	15.29	0.034	7.00	Pass
		16-QAM	RB1#0	22.24	-4.8	-6.95	15.29	0.034	7.00	Pass
			RB1#38	22.29	-4.8	-6.95	15.34	0.034	7.00	Pass
			RB1#74	22.18	-4.8	-6.95	15.23	0.033	7.00	Pass
			RB36#0	21.4	-4.8	-6.95	14.45	0.028	7.00	Pass
			RB36#19	21.37	-4.8	-6.95	14.42	0.028	7.00	Pass
			RB36#39	21.3	-4.8	-6.95	14.35	0.027	7.00	Pass
			RB75#0	21.37	-4.8	-6.95	14.42	0.028	7.00	Pass
	MCH	QPSK	RB1#0	23.32	-4.8	-6.95	16.37	0.043	7.00	Pass
			RB1#38	23.3	-4.8	-6.95	16.35	0.043	7.00	Pass
			RB1#74	23.2	-4.8	-6.95	16.25	0.042	7.00	Pass
			RB36#0	22.28	-4.8	-6.95	15.33	0.034	7.00	Pass
			RB36#19	22.24	-4.8	-6.95	15.29	0.034	7.00	Pass
			RB36#39	22.25	-4.8	-6.95	15.30	0.034	7.00	Pass
			RB75#0	22.27	-4.8	-6.95	15.32	0.034	7.00	Pass

Test BW	Test Channel	Test Mode	Test RB (Size#Offset)	Conducted Output AV Power (dBm)	Antenna Gain (dBi)	Antenna Gain (dBd)	ERP (dBm)	ERP (W)	Limit (W)	Verdict
LTE BAND26 (Part22)										
		16-QAM	RB1#0	22.69	-4.8	-6.95	15.74	0.037	7.00	Pass
			RB1#38	22.71	-4.8	-6.95	15.76	0.038	7.00	Pass
			RB1#74	22.59	-4.8	-6.95	15.64	0.037	7.00	Pass
			RB36#0	21.42	-4.8	-6.95	14.47	0.028	7.00	Pass
			RB36#19	21.39	-4.8	-6.95	14.44	0.028	7.00	Pass
			RB36#39	21.33	-4.8	-6.95	14.38	0.027	7.00	Pass
			RB75#0	21.37	-4.8	-6.95	14.42	0.028	7.00	Pass
	HCH	QPSK	RB1#0	23.31	-4.8	-6.95	16.36	0.043	7.00	Pass
			RB1#38	23.3	-4.8	-6.95	16.35	0.043	7.00	Pass
			RB1#74	23.09	-4.8	-6.95	16.14	0.041	7.00	Pass
			RB36#0	22.29	-4.8	-6.95	15.34	0.034	7.00	Pass
			RB36#19	22.23	-4.8	-6.95	15.28	0.034	7.00	Pass
			RB36#39	22.15	-4.8	-6.95	15.20	0.033	7.00	Pass
			RB75#0	22.22	-4.8	-6.95	15.27	0.034	7.00	Pass
		16-QAM	RB1#0	22.85	-4.8	-6.95	15.90	0.039	7.00	Pass
			RB1#38	22.78	-4.8	-6.95	15.83	0.038	7.00	Pass
			RB1#74	22.52	-4.8	-6.95	15.57	0.036	7.00	Pass
			RB36#0	21.32	-4.8	-6.95	14.37	0.027	7.00	Pass
			RB36#19	21.32	-4.8	-6.95	14.37	0.027	7.00	Pass
			RB36#39	21.23	-4.8	-6.95	14.28	0.027	7.00	Pass
			RB75#0	21.32	-4.8	-6.95	14.37	0.027	7.00	Pass

Test BW	Test Channel	Test Mode	Test RB (Size#Offset)	Conducted Output AV Power (dBm)	Antenna Gain (dBi)	Antenna Gain (dBd)	ERP (dBm)	ERP (W)	Limit (W)	Verdict
LTE BAND26 (Part90)										
1.4 MHz	LCH	QPSK	RB1#0	23.06	-4.8	-6.95	16.11	0.041	100	Pass
			RB1#3	23.06	-4.8	-6.95	16.11	0.041	100	Pass
			RB1#5	23.07	-4.8	-6.95	16.12	0.041	100	Pass
			RB3#0	23.1	-4.8	-6.95	16.15	0.041	100	Pass
			RB3#2	23.06	-4.8	-6.95	16.11	0.041	100	Pass
			RB3#3	23.1	-4.8	-6.95	16.15	0.041	100	Pass
			RB6#0	22.04	-4.8	-6.95	15.09	0.032	100	Pass
		16-QAM	RB1#0	22.18	-4.8	-6.95	15.23	0.033	100	Pass
			RB1#3	22.18	-4.8	-6.95	15.23	0.033	100	Pass
			RB1#5	22.19	-4.8	-6.95	15.24	0.033	100	Pass
			RB3#0	22.1	-4.8	-6.95	15.15	0.033	100	Pass
			RB3#2	22.06	-4.8	-6.95	15.11	0.032	100	Pass
			RB3#3	22.13	-4.8	-6.95	15.18	0.033	100	Pass
			RB6#0	21.39	-4.8	-6.95	14.44	0.028	100	Pass
	MCH	QPSK	RB1#0	23.14	-4.8	-6.95	16.19	0.042	100	Pass
			RB1#3	23.1	-4.8	-6.95	16.15	0.041	100	Pass
			RB1#5	23.13	-4.8	-6.95	16.18	0.041	100	Pass
			RB3#0	23.12	-4.8	-6.95	16.17	0.041	100	Pass
			RB3#2	23.15	-4.8	-6.95	16.20	0.042	100	Pass
			RB3#3	23.17	-4.8	-6.95	16.22	0.042	100	Pass
			RB6#0	22.09	-4.8	-6.95	15.14	0.033	100	Pass
		16-QAM	RB1#0	22.51	-4.8	-6.95	15.56	0.036	100	Pass
			RB1#3	22.46	-4.8	-6.95	15.51	0.036	100	Pass
			RB1#5	22.48	-4.8	-6.95	15.53	0.036	100	Pass
			RB3#0	22.35	-4.8	-6.95	15.40	0.035	100	Pass
			RB3#2	22.27	-4.8	-6.95	15.32	0.034	100	Pass
			RB3#3	22.3	-4.8	-6.95	15.35	0.034	100	Pass
			RB6#0	21.22	-4.8	-6.95	14.27	0.027	100	Pass
	HCH	QPSK	RB1#0	23.11	-4.8	-6.95	16.16	0.041	100	Pass
			RB1#3	23.09	-4.8	-6.95	16.14	0.041	100	Pass
			RB1#5	23.14	-4.8	-6.95	16.19	0.042	100	Pass
			RB3#0	23.12	-4.8	-6.95	16.17	0.041	100	Pass
			RB3#2	23.09	-4.8	-6.95	16.14	0.041	100	Pass
			RB3#3	23.12	-4.8	-6.95	16.17	0.041	100	Pass
			RB6#0	22.06	-4.8	-6.95	15.11	0.032	100	Pass
		16-QAM	RB1#0	22.13	-4.8	-6.95	15.18	0.033	100	Pass
			RB1#3	22.15	-4.8	-6.95	15.20	0.033	100	Pass

Test BW	Test Channel	Test Mode	Test RB (Size#Offset)	Conducted Output AV Power (dBm)	Antenna Gain (dBi)	Antenna Gain (dBd)	ERP (dBm)	ERP (W)	Limit (W)	Verdict
LTE BAND26 (Part90)										
			RB1#5	22.21	-4.8	-6.95	15.26	0.034	100	Pass
			RB3#0	22.3	-4.8	-6.95	15.35	0.034	100	Pass
			RB3#2	22.28	-4.8	-6.95	15.33	0.034	100	Pass
			RB3#3	22.29	-4.8	-6.95	15.34	0.034	100	Pass
			RB6#0	21.53	-4.8	-6.95	14.58	0.029	100	Pass
3 MHz	LCH	QPSK	RB1#0	23.05	-4.8	-6.95	16.10	0.041	100	Pass
			RB1#7	22.95	-4.8	-6.95	16.00	0.040	100	Pass
			RB1#14	23.01	-4.8	-6.95	16.06	0.040	100	Pass
			RB8#0	22.07	-4.8	-6.95	15.12	0.033	100	Pass
			RB8#4	22.07	-4.8	-6.95	15.12	0.033	100	Pass
			RB8#7	22.05	-4.8	-6.95	15.10	0.032	100	Pass
			RB15#0	22.06	-4.8	-6.95	15.11	0.032	100	Pass
		16-QAM	RB1#0	22.01	-4.8	-6.95	15.06	0.032	100	Pass
			RB1#7	21.94	-4.8	-6.95	14.99	0.032	100	Pass
			RB1#14	21.99	-4.8	-6.95	15.04	0.032	100	Pass
			RB8#0	21.36	-4.8	-6.95	14.41	0.028	100	Pass
			RB8#4	21.33	-4.8	-6.95	14.38	0.027	100	Pass
			RB8#7	21.32	-4.8	-6.95	14.37	0.027	100	Pass
			RB15#0	21.28	-4.8	-6.95	14.33	0.027	100	Pass
	MCH	QPSK	RB1#0	23.1	-4.8	-6.95	16.15	0.041	100	Pass
			RB1#7	23.06	-4.8	-6.95	16.11	0.041	100	Pass
			RB1#14	23.07	-4.8	-6.95	16.12	0.041	100	Pass
			RB8#0	22.07	-4.8	-6.95	15.12	0.033	100	Pass
			RB8#4	22.09	-4.8	-6.95	15.14	0.033	100	Pass
			RB8#7	22.07	-4.8	-6.95	15.12	0.033	100	Pass
			RB15#0	22.07	-4.8	-6.95	15.12	0.033	100	Pass
		16-QAM	RB1#0	22.47	-4.8	-6.95	15.52	0.036	100	Pass
			RB1#7	22.44	-4.8	-6.95	15.49	0.035	100	Pass
			RB1#14	22.47	-4.8	-6.95	15.52	0.036	100	Pass
			RB8#0	21.38	-4.8	-6.95	14.43	0.028	100	Pass
			RB8#4	21.37	-4.8	-6.95	14.42	0.028	100	Pass
			RB8#7	21.38	-4.8	-6.95	14.43	0.028	100	Pass
			RB15#0	21.32	-4.8	-6.95	14.37	0.027	100	Pass
	HCH	QPSK	RB1#0	23.09	-4.8	-6.95	16.14	0.041	100	Pass
			RB1#7	23.03	-4.8	-6.95	16.08	0.041	100	Pass
			RB1#14	23.11	-4.8	-6.95	16.16	0.041	100	Pass
			RB8#0	22.08	-4.8	-6.95	15.13	0.033	100	Pass
			RB8#4	22.08	-4.8	-6.95	15.13	0.033	100	Pass

Test BW	Test Channel	Test Mode	Test RB (Size#Offset)	Conducted Output AV Power (dBm)	Antenna Gain (dBi)	Antenna Gain (dBd)	ERP (dBm)	ERP (W)	Limit (W)	Verdict
LTE BAND26 (Part90)										
			RB8#7	22.06	-4.8	-6.95	15.11	0.032	100	Pass
			RB15#0	22.09	-4.8	-6.95	15.14	0.033	100	Pass
		16-QAM	RB1#0	22.16	-4.8	-6.95	15.21	0.033	100	Pass
			RB1#7	22.09	-4.8	-6.95	15.14	0.033	100	Pass
			RB1#14	22.16	-4.8	-6.95	15.21	0.033	100	Pass
			RB8#0	21.4	-4.8	-6.95	14.45	0.028	100	Pass
			RB8#4	21.39	-4.8	-6.95	14.44	0.028	100	Pass
			RB8#7	21.37	-4.8	-6.95	14.42	0.028	100	Pass
			RB15#0	21.34	-4.8	-6.95	14.39	0.027	100	Pass
5 MHz	LCH	QPSK	RB1#0	23.17	-4.8	-6.95	16.22	0.042	100	Pass
			RB1#13	23.14	-4.8	-6.95	16.19	0.042	100	Pass
			RB1#24	23.18	-4.8	-6.95	16.23	0.042	100	Pass
			RB12#0	22.12	-4.8	-6.95	15.17	0.033	100	Pass
			RB12#6	22.12	-4.8	-6.95	15.17	0.033	100	Pass
			RB12#13	22.1	-4.8	-6.95	15.15	0.033	100	Pass
			RB25#0	22.15	-4.8	-6.95	15.20	0.033	100	Pass
		16-QAM	RB1#0	22.36	-4.8	-6.95	15.41	0.035	100	Pass
			RB1#13	22.33	-4.8	-6.95	15.38	0.035	100	Pass
			RB1#24	22.36	-4.8	-6.95	15.41	0.035	100	Pass
			RB12#0	21.38	-4.8	-6.95	14.43	0.028	100	Pass
			RB12#6	21.35	-4.8	-6.95	14.40	0.028	100	Pass
			RB12#13	21.35	-4.8	-6.95	14.40	0.028	100	Pass
			RB25#0	21.33	-4.8	-6.95	14.38	0.027	100	Pass
	MCH	QPSK	RB1#0	23.2	-4.8	-6.95	16.25	0.042	100	Pass
			RB1#13	23.15	-4.8	-6.95	16.20	0.042	100	Pass
			RB1#24	23.19	-4.8	-6.95	16.24	0.042	100	Pass
			RB12#0	22.15	-4.8	-6.95	15.20	0.033	100	Pass
			RB12#6	22.13	-4.8	-6.95	15.18	0.033	100	Pass
			RB12#13	22.1	-4.8	-6.95	15.15	0.033	100	Pass
			RB25#0	22.2	-4.8	-6.95	15.25	0.033	100	Pass
		16-QAM	RB1#0	22.68	-4.8	-6.95	15.73	0.037	100	Pass
			RB1#13	22.66	-4.8	-6.95	15.71	0.037	100	Pass
			RB1#24	22.65	-4.8	-6.95	15.70	0.037	100	Pass
			RB12#0	21.45	-4.8	-6.95	14.50	0.028	100	Pass
			RB12#6	21.47	-4.8	-6.95	14.52	0.028	100	Pass
			RB12#13	21.49	-4.8	-6.95	14.54	0.028	100	Pass
			RB25#0	21.41	-4.8	-6.95	14.46	0.028	100	Pass
	HCH	QPSK	RB1#0	23.17	-4.8	-6.95	16.22	0.042	100	Pass

Test BW	Test Channel	Test Mode	Test RB (Size#Offset)	Conducted Output AV Power (dBm)	Antenna Gain (dBi)	Antenna Gain (dBd)	ERP (dBm)	ERP (W)	Limit (W)	Verdict
LTE BAND26 (Part90)										
			RB1#13	23.06	-4.8	-6.95	16.11	0.041	100	Pass
			RB1#24	23.14	-4.8	-6.95	16.19	0.042	100	Pass
			RB12#0	22.14	-4.8	-6.95	15.19	0.033	100	Pass
			RB12#6	22.11	-4.8	-6.95	15.16	0.033	100	Pass
			RB12#13	22.13	-4.8	-6.95	15.18	0.033	100	Pass
			RB25#0	22.18	-4.8	-6.95	15.23	0.033	100	Pass
		16-QAM	RB1#0	22.41	-4.8	-6.95	15.46	0.035	100	Pass
			RB1#13	22.35	-4.8	-6.95	15.40	0.035	100	Pass
			RB1#24	22.41	-4.8	-6.95	15.46	0.035	100	Pass
			RB12#0	21.45	-4.8	-6.95	14.50	0.028	100	Pass
			RB12#6	21.44	-4.8	-6.95	14.49	0.028	100	Pass
			RB12#13	21.42	-4.8	-6.95	14.47	0.028	100	Pass
			RB25#0	21.37	-4.8	-6.95	14.42	0.028	100	Pass
10 MHz	MCH	QPSK	RB1#0	23.1	-4.8	-6.95	16.15	0.041	100	Pass
			RB1#25	23.13	-4.8	-6.95	16.18	0.041	100	Pass
			RB1#49	23.08	-4.8	-6.95	16.13	0.041	100	Pass
			RB25#0	22.18	-4.8	-6.95	15.23	0.033	100	Pass
			RB25#13	22.19	-4.8	-6.95	15.24	0.033	100	Pass
			RB25#25	22.14	-4.8	-6.95	15.19	0.033	100	Pass
			RB50#0	22.17	-4.8	-6.95	15.22	0.033	100	Pass
		16-QAM	RB1#0	22.13	-4.8	-6.95	15.18	0.033	100	Pass
			RB1#25	22.2	-4.8	-6.95	15.25	0.033	100	Pass
			RB1#49	22.18	-4.8	-6.95	15.23	0.033	100	Pass
			RB25#0	21.37	-4.8	-6.95	14.42	0.028	100	Pass
			RB25#13	21.36	-4.8	-6.95	14.41	0.028	100	Pass
			RB25#25	21.35	-4.8	-6.95	14.40	0.028	100	Pass
			RB50#0	21.33	-4.8	-6.95	14.38	0.027	100	Pass

Test BW	Test Channel	Test Mode	Test RB (Size#Offset)	Conducted Output AV Power (dBm)	Antenna Gain (dBi)	EIRP (dBm)	EIRP (W)	Limit (W)	Verdict
LTE BAND38									
5 MHz	LCH	QPSK	RB1#0	23.41	1.02	24.43	0.277	2.00	Pass
			RB1#13	23.33	1.02	24.35	0.272	2.00	Pass
			RB1#24	23.38	1.02	24.40	0.275	2.00	Pass
			RB12#0	22.38	1.02	23.40	0.219	2.00	Pass
			RB12#6	22.38	1.02	23.40	0.219	2.00	Pass
			RB12#13	22.33	1.02	23.35	0.216	2.00	Pass
			RB25#0	22.41	1.02	23.43	0.220	2.00	Pass
		16-QAM	RB1#0	22.78	1.02	23.80	0.240	2.00	Pass
			RB1#13	22.72	1.02	23.74	0.237	2.00	Pass
			RB1#24	22.76	1.02	23.78	0.239	2.00	Pass
			RB12#0	21.52	1.02	22.54	0.179	2.00	Pass
			RB12#6	21.49	1.02	22.51	0.178	2.00	Pass
			RB12#13	21.46	1.02	22.48	0.177	2.00	Pass
			RB25#0	21.42	1.02	22.44	0.175	2.00	Pass
	MCH	QPSK	RB1#0	23.44	1.02	24.46	0.279	2.00	Pass
			RB1#13	23.4	1.02	24.42	0.277	2.00	Pass
			RB1#24	23.34	1.02	24.36	0.273	2.00	Pass
			RB12#0	22.34	1.02	23.36	0.217	2.00	Pass
			RB12#6	22.29	1.02	23.31	0.214	2.00	Pass
			RB12#13	22.28	1.02	23.30	0.214	2.00	Pass
			RB25#0	22.29	1.02	23.31	0.214	2.00	Pass
		16-QAM	RB1#0	22.59	1.02	23.61	0.230	2.00	Pass
			RB1#13	22.57	1.02	23.59	0.229	2.00	Pass
			RB1#24	22.51	1.02	23.53	0.225	2.00	Pass
			RB12#0	21.35	1.02	22.37	0.173	2.00	Pass
			RB12#6	21.33	1.02	22.35	0.172	2.00	Pass
			RB12#13	21.29	1.02	22.31	0.170	2.00	Pass
			RB25#0	21.3	1.02	22.32	0.171	2.00	Pass
	HCH	QPSK	RB1#0	23.09	1.02	24.11	0.258	2.00	Pass
			RB1#13	23.06	1.02	24.08	0.256	2.00	Pass
			RB1#24	23.05	1.02	24.07	0.255	2.00	Pass
			RB12#0	22.13	1.02	23.15	0.207	2.00	Pass
			RB12#6	22.1	1.02	23.12	0.205	2.00	Pass
			RB12#13	22.08	1.02	23.10	0.204	2.00	Pass
			RB25#0	22.11	1.02	23.13	0.206	2.00	Pass
		16-QAM	RB1#0	22.44	1.02	23.46	0.222	2.00	Pass
			RB1#13	22.44	1.02	23.46	0.222	2.00	Pass

Test BW	Test Channel	Test Mode	Test RB (Size#Offset)	Conducted Output AV Power (dBm)	Antenna Gain (dBi)	EIRP (dBm)	EIRP (W)	Limit (W)	Verdict
LTE BAND38									
			RB1#24	22.39	1.02	23.41	0.219	2.00	Pass
			RB12#0	21.13	1.02	22.15	0.164	2.00	Pass
			RB12#6	21.09	1.02	22.11	0.163	2.00	Pass
			RB12#13	21.09	1.02	22.11	0.163	2.00	Pass
			RB25#0	21.12	1.02	22.14	0.164	2.00	Pass
10 MHz	LCH	QPSK	RB1#0	23.37	1.02	24.39	0.275	2.00	Pass
			RB1#25	23.37	1.02	24.39	0.275	2.00	Pass
			RB1#49	23.34	1.02	24.36	0.273	2.00	Pass
			RB25#0	22.36	1.02	23.38	0.218	2.00	Pass
			RB25#13	22.37	1.02	23.39	0.218	2.00	Pass
			RB25#25	22.37	1.02	23.39	0.218	2.00	Pass
			RB50#0	22.35	1.02	23.37	0.217	2.00	Pass
		16-QAM	RB1#0	22.64	1.02	23.66	0.232	2.00	Pass
			RB1#25	22.61	1.02	23.63	0.231	2.00	Pass
			RB1#49	22.65	1.02	23.67	0.233	2.00	Pass
			RB25#0	21.37	1.02	22.39	0.173	2.00	Pass
			RB25#13	21.36	1.02	22.38	0.173	2.00	Pass
			RB25#25	21.36	1.02	22.38	0.173	2.00	Pass
			RB50#0	21.36	1.02	22.38	0.173	2.00	Pass
	MCH	QPSK	RB1#0	23.3	1.02	24.32	0.270	2.00	Pass
			RB1#25	23.29	1.02	24.31	0.270	2.00	Pass
			RB1#49	23.17	1.02	24.19	0.262	2.00	Pass
			RB25#0	22.29	1.02	23.31	0.214	2.00	Pass
			RB25#13	22.27	1.02	23.29	0.213	2.00	Pass
			RB25#25	22.24	1.02	23.26	0.212	2.00	Pass
			RB50#0	22.25	1.02	23.27	0.212	2.00	Pass
		16-QAM	RB1#0	22.75	1.02	23.77	0.238	2.00	Pass
			RB1#25	22.76	1.02	23.78	0.239	2.00	Pass
			RB1#49	22.62	1.02	23.64	0.231	2.00	Pass
			RB25#0	21.29	1.02	22.31	0.170	2.00	Pass
			RB25#13	21.25	1.02	22.27	0.169	2.00	Pass
			RB25#25	21.22	1.02	22.24	0.167	2.00	Pass
			RB50#0	21.29	1.02	22.31	0.170	2.00	Pass
	HCH	QPSK	RB1#0	23.17	1.02	24.19	0.262	2.00	Pass
			RB1#25	23.1	1.02	24.12	0.258	2.00	Pass
			RB1#49	22.99	1.02	24.01	0.252	2.00	Pass
			RB25#0	22.15	1.02	23.17	0.207	2.00	Pass
			RB25#13	22.13	1.02	23.15	0.207	2.00	Pass

Test BW	Test Channel	Test Mode	Test RB (Size#Offset)	Conducted Output AV Power (dBm)	Antenna Gain (dBi)	EIRP (dBm)	EIRP (W)	Limit (W)	Verdict
LTE BAND38									
			RB25#25	22.09	1.02	23.11	0.205	2.00	Pass
			RB50#0	22.11	1.02	23.13	0.206	2.00	Pass
		16-QAM	RB1#0	22.6	1.02	23.62	0.230	2.00	Pass
			RB1#25	22.53	1.02	23.55	0.226	2.00	Pass
			RB1#49	22.43	1.02	23.45	0.221	2.00	Pass
			RB25#0	21.17	1.02	22.19	0.166	2.00	Pass
			RB25#13	21.15	1.02	22.17	0.165	2.00	Pass
			RB25#25	21.11	1.02	22.13	0.163	2.00	Pass
			RB50#0	21.15	1.02	22.17	0.165	2.00	Pass
15 MHz	LCH	QPSK	RB1#0	23.35	1.02	24.37	0.274	2.00	Pass
			RB1#38	23.38	1.02	24.40	0.275	2.00	Pass
			RB1#74	23.3	1.02	24.32	0.270	2.00	Pass
			RB36#0	22.31	1.02	23.33	0.215	2.00	Pass
			RB36#19	22.36	1.02	23.38	0.218	2.00	Pass
			RB36#39	22.31	1.02	23.33	0.215	2.00	Pass
			RB75#0	22.33	1.02	23.35	0.216	2.00	Pass
		16-QAM	RB1#0	22.58	1.02	23.60	0.229	2.00	Pass
			RB1#38	22.61	1.02	23.63	0.231	2.00	Pass
			RB1#74	22.53	1.02	23.55	0.226	2.00	Pass
			RB36#0	21.31	1.02	22.33	0.171	2.00	Pass
			RB36#19	21.34	1.02	22.36	0.172	2.00	Pass
			RB36#39	21.3	1.02	22.32	0.171	2.00	Pass
			RB75#0	21.35	1.02	22.37	0.173	2.00	Pass
	MCH	QPSK	RB1#0	23.35	1.02	24.37	0.274	2.00	Pass
			RB1#38	23.36	1.02	24.38	0.274	2.00	Pass
			RB1#74	23.13	1.02	24.15	0.260	2.00	Pass
			RB36#0	22.28	1.02	23.30	0.214	2.00	Pass
			RB36#19	22.26	1.02	23.28	0.213	2.00	Pass
			RB36#39	22.19	1.02	23.21	0.209	2.00	Pass
			RB75#0	22.22	1.02	23.24	0.211	2.00	Pass
		16-QAM	RB1#0	22.8	1.02	23.82	0.241	2.00	Pass
			RB1#38	22.75	1.02	23.77	0.238	2.00	Pass
			RB1#74	22.58	1.02	23.60	0.229	2.00	Pass
			RB36#0	21.28	1.02	22.30	0.170	2.00	Pass
			RB36#19	21.23	1.02	22.25	0.168	2.00	Pass
			RB36#39	21.17	1.02	22.19	0.166	2.00	Pass
			RB75#0	21.27	1.02	22.29	0.169	2.00	Pass
	HCH	QPSK	RB1#0	23.23	1.02	24.25	0.266	2.00	Pass

Test BW	Test Channel	Test Mode	Test RB (Size#Offset)	Conducted Output AV Power (dBm)	Antenna Gain (dBi)	EIRP (dBm)	EIRP (W)	Limit (W)	Verdict
LTE BAND38									
			RB1#38	23.16	1.02	24.18	0.262	2.00	Pass
			RB1#74	23.05	1.02	24.07	0.255	2.00	Pass
			RB36#0	22.18	1.02	23.20	0.209	2.00	Pass
			RB36#19	22.16	1.02	23.18	0.208	2.00	Pass
			RB36#39	22.05	1.02	23.07	0.203	2.00	Pass
			RB75#0	22.14	1.02	23.16	0.207	2.00	Pass
		16-QAM	RB1#0	22.51	1.02	23.53	0.225	2.00	Pass
			RB1#38	22.45	1.02	23.47	0.222	2.00	Pass
			RB1#74	22.31	1.02	23.33	0.215	2.00	Pass
			RB36#0	21.21	1.02	22.23	0.167	2.00	Pass
			RB36#19	21.16	1.02	22.18	0.165	2.00	Pass
			RB36#39	21.06	1.02	22.08	0.161	2.00	Pass
			RB75#0	21.14	1.02	22.16	0.164	2.00	Pass
20 MHz	LCH	QPSK	RB1#0	23.29	1.02	24.31	0.270	2.00	Pass
			RB1#50	23.36	1.02	24.38	0.274	2.00	Pass
			RB1#99	23.25	1.02	24.27	0.267	2.00	Pass
			RB50#0	22.35	1.02	23.37	0.217	2.00	Pass
			RB50#25	22.37	1.02	23.39	0.218	2.00	Pass
			RB50#50	22.32	1.02	23.34	0.216	2.00	Pass
			RB100#0	22.31	1.02	23.33	0.215	2.00	Pass
		16-QAM	RB1#0	22.63	1.02	23.65	0.232	2.00	Pass
			RB1#50	22.69	1.02	23.71	0.235	2.00	Pass
			RB1#99	22.59	1.02	23.61	0.230	2.00	Pass
			RB50#0	21.33	1.02	22.35	0.172	2.00	Pass
			RB50#25	21.36	1.02	22.38	0.173	2.00	Pass
			RB50#50	21.27	1.02	22.29	0.169	2.00	Pass
			RB100#0	21.32	1.02	22.34	0.171	2.00	Pass
	MCH	QPSK	RB1#0	23.3	1.02	24.32	0.270	2.00	Pass
			RB1#50	23.31	1.02	24.33	0.271	2.00	Pass
			RB1#99	23.06	1.02	24.08	0.256	2.00	Pass
			RB50#0	22.33	1.02	23.35	0.216	2.00	Pass
			RB50#25	22.3	1.02	23.32	0.215	2.00	Pass
			RB50#50	22.21	1.02	23.23	0.210	2.00	Pass
			RB100#0	22.26	1.02	23.28	0.213	2.00	Pass
		16-QAM	RB1#0	22.54	1.02	23.56	0.227	2.00	Pass
			RB1#50	22.51	1.02	23.53	0.225	2.00	Pass
			RB1#99	22.28	1.02	23.30	0.214	2.00	Pass
			RB50#0	21.32	1.02	22.34	0.171	2.00	Pass

Test BW	Test Channel	Test Mode	Test RB (Size#Offset)	Conducted Output AV Power (dBm)	Antenna Gain (dBi)	EIRP (dBm)	EIRP (W)	Limit (W)	Verdict
LTE BAND38									
			RB50#25	21.3	1.02	22.32	0.171	2.00	Pass
			RB50#50	21.2	1.02	22.22	0.167	2.00	Pass
			RB100#0	21.3	1.02	22.32	0.171	2.00	Pass
	HCH	QPSK	RB1#0	23.34	1.02	24.36	0.273	2.00	Pass
			RB1#50	23.27	1.02	24.29	0.269	2.00	Pass
			RB1#99	23.04	1.02	24.06	0.255	2.00	Pass
			RB50#0	22.25	1.02	23.27	0.212	2.00	Pass
			RB50#25	22.22	1.02	23.24	0.211	2.00	Pass
			RB50#50	22.12	1.02	23.14	0.206	2.00	Pass
			RB100#0	22.18	1.02	23.20	0.209	2.00	Pass
		16-QAM	RB1#0	22.76	1.02	23.78	0.239	2.00	Pass
			RB1#50	22.69	1.02	23.71	0.235	2.00	Pass
			RB1#99	22.5	1.02	23.52	0.225	2.00	Pass
			RB50#0	21.26	1.02	22.28	0.169	2.00	Pass
			RB50#25	21.24	1.02	22.26	0.168	2.00	Pass
			RB50#50	21.14	1.02	22.16	0.164	2.00	Pass
			RB100#0	21.2	1.02	22.22	0.167	2.00	Pass

Test BW	Test Channel	Test Mode	Test RB (Size#Offset)	Conducted Output AV Power (dBm)	Antenna Gain (dBi)	EIRP (dBm)	EIRP (W)	Limit (W)	Verdict
LTE BAND41									
5 MHz	LCH	QPSK	RB1#0	23.83	1.02	24.85	0.305	2.00	Pass
			RB1#13	23.76	1.02	24.78	0.301	2.00	Pass
			RB1#24	23.76	1.02	24.78	0.301	2.00	Pass
			RB12#0	22.8	1.02	23.82	0.241	2.00	Pass
			RB12#6	22.78	1.02	23.80	0.240	2.00	Pass
			RB12#13	22.77	1.02	23.79	0.239	2.00	Pass
			RB25#0	22.8	1.02	23.82	0.241	2.00	Pass
		16-QAM	RB1#0	23.05	1.02	24.07	0.255	2.00	Pass
			RB1#13	23.04	1.02	24.06	0.255	2.00	Pass
			RB1#24	23.04	1.02	24.06	0.255	2.00	Pass
			RB12#0	21.81	1.02	22.83	0.192	2.00	Pass
			RB12#6	21.8	1.02	22.82	0.191	2.00	Pass
			RB12#13	21.79	1.02	22.81	0.191	2.00	Pass
			RB25#0	21.79	1.02	22.81	0.191	2.00	Pass
	MCH	QPSK	RB1#0	23.68	1.02	24.70	0.295	2.00	Pass
			RB1#13	23.62	1.02	24.64	0.291	2.00	Pass
			RB1#24	23.69	1.02	24.71	0.296	2.00	Pass
			RB12#0	22.81	1.02	23.83	0.242	2.00	Pass
			RB12#6	22.79	1.02	23.81	0.240	2.00	Pass
			RB12#13	22.79	1.02	23.81	0.240	2.00	Pass
			RB25#0	22.8	1.02	23.82	0.241	2.00	Pass
		16-QAM	RB1#0	23.18	1.02	24.20	0.263	2.00	Pass
			RB1#13	23.13	1.02	24.15	0.260	2.00	Pass
			RB1#24	23.14	1.02	24.16	0.261	2.00	Pass
			RB12#0	21.79	1.02	22.81	0.191	2.00	Pass
			RB12#6	21.78	1.02	22.80	0.191	2.00	Pass
			RB12#13	21.77	1.02	22.79	0.190	2.00	Pass
			RB25#0	21.82	1.02	22.84	0.192	2.00	Pass
	HCH	QPSK	RB1#0	23.43	1.02	24.45	0.279	2.00	Pass
			RB1#13	23.36	1.02	24.38	0.274	2.00	Pass
			RB1#24	23.45	1.02	24.47	0.280	2.00	Pass
			RB12#0	22.52	1.02	23.54	0.226	2.00	Pass
			RB12#6	22.49	1.02	23.51	0.224	2.00	Pass
			RB12#13	22.52	1.02	23.54	0.226	2.00	Pass
			RB25#0	22.55	1.02	23.57	0.228	2.00	Pass
		16-QAM	RB1#0	22.86	1.02	23.88	0.244	2.00	Pass
			RB1#13	22.87	1.02	23.89	0.245	2.00	Pass

Test BW	Test Channel	Test Mode	Test RB (Size#Offset)	Conducted Output AV Power (dBm)	Antenna Gain (dBi)	EIRP (dBm)	EIRP (W)	Limit (W)	Verdict
LTE BAND41									
			RB1#24	22.92	1.02	23.94	0.248	2.00	Pass
			RB12#0	21.65	1.02	22.67	0.185	2.00	Pass
			RB12#6	21.62	1.02	22.64	0.184	2.00	Pass
			RB12#13	21.63	1.02	22.65	0.184	2.00	Pass
			RB25#0	21.55	1.02	22.57	0.181	2.00	Pass
10 MHz	LCH	QPSK	RB1#0	23.75	1.02	24.77	0.300	2.00	Pass
			RB1#25	23.69	1.02	24.71	0.296	2.00	Pass
			RB1#49	23.64	1.02	24.66	0.292	2.00	Pass
			RB25#0	22.78	1.02	23.80	0.240	2.00	Pass
			RB25#13	22.8	1.02	23.82	0.241	2.00	Pass
			RB25#25	22.8	1.02	23.82	0.241	2.00	Pass
			RB50#0	22.78	1.02	23.80	0.240	2.00	Pass
		16-QAM	RB1#0	23.09	1.02	24.11	0.258	2.00	Pass
			RB1#25	23.08	1.02	24.10	0.257	2.00	Pass
			RB1#49	23.05	1.02	24.07	0.255	2.00	Pass
			RB25#0	21.79	1.02	22.81	0.191	2.00	Pass
			RB25#13	21.78	1.02	22.80	0.191	2.00	Pass
			RB25#25	21.8	1.02	22.82	0.191	2.00	Pass
			RB50#0	21.81	1.02	22.83	0.192	2.00	Pass
	MCH	QPSK	RB1#0	23.68	1.02	24.70	0.295	2.00	Pass
			RB1#25	23.66	1.02	24.68	0.294	2.00	Pass
			RB1#49	23.62	1.02	24.64	0.291	2.00	Pass
			RB25#0	22.82	1.02	23.84	0.242	2.00	Pass
			RB25#13	22.77	1.02	23.79	0.239	2.00	Pass
			RB25#25	22.73	1.02	23.75	0.237	2.00	Pass
			RB50#0	22.79	1.02	23.81	0.240	2.00	Pass
		16-QAM	RB1#0	23.22	1.02	24.24	0.265	2.00	Pass
			RB1#25	23.25	1.02	24.27	0.267	2.00	Pass
			RB1#49	23.11	1.02	24.13	0.259	2.00	Pass
			RB25#0	21.81	1.02	22.83	0.192	2.00	Pass
			RB25#13	21.76	1.02	22.78	0.190	2.00	Pass
			RB25#25	21.71	1.02	22.73	0.187	2.00	Pass
			RB50#0	21.79	1.02	22.81	0.191	2.00	Pass
	HCH	QPSK	RB1#0	23.34	1.02	24.36	0.273	2.00	Pass
			RB1#25	23.39	1.02	24.41	0.276	2.00	Pass
			RB1#49	23.41	1.02	24.43	0.277	2.00	Pass
			RB25#0	22.48	1.02	23.50	0.224	2.00	Pass
			RB25#13	22.49	1.02	23.51	0.224	2.00	Pass

Test BW	Test Channel	Test Mode	Test RB (Size#Offset)	Conducted Output AV Power (dBm)	Antenna Gain (dBi)	EIRP (dBm)	EIRP (W)	Limit (W)	Verdict
LTE BAND41									
			RB25#25	22.51	1.02	23.53	0.225	2.00	Pass
			RB50#0	22.49	1.02	23.51	0.224	2.00	Pass
		16-QAM	RB1#0	22.75	1.02	23.77	0.238	2.00	Pass
			RB1#25	22.88	1.02	23.90	0.245	2.00	Pass
			RB1#49	22.94	1.02	23.96	0.249	2.00	Pass
			RB25#0	21.48	1.02	22.50	0.178	2.00	Pass
			RB25#13	21.51	1.02	22.53	0.179	2.00	Pass
			RB25#25	21.54	1.02	22.56	0.180	2.00	Pass
			RB50#0	21.52	1.02	22.54	0.179	2.00	Pass
15 MHz	LCH	QPSK	RB1#0	23.77	1.02	24.79	0.301	2.00	Pass
			RB1#38	23.68	1.02	24.70	0.295	2.00	Pass
			RB1#74	23.61	1.02	24.63	0.290	2.00	Pass
			RB36#0	22.74	1.02	23.76	0.238	2.00	Pass
			RB36#19	22.76	1.02	23.78	0.239	2.00	Pass
			RB36#39	22.72	1.02	23.74	0.237	2.00	Pass
			RB75#0	22.75	1.02	23.77	0.238	2.00	Pass
		16-QAM	RB1#0	23.09	1.02	24.11	0.258	2.00	Pass
			RB1#38	23.09	1.02	24.11	0.258	2.00	Pass
			RB1#74	23.06	1.02	24.08	0.256	2.00	Pass
			RB36#0	21.72	1.02	22.74	0.188	2.00	Pass
			RB36#19	21.74	1.02	22.76	0.189	2.00	Pass
			RB36#39	21.74	1.02	22.76	0.189	2.00	Pass
			RB75#0	21.77	1.02	22.79	0.190	2.00	Pass
	MCH	QPSK	RB1#0	23.72	1.02	24.74	0.298	2.00	Pass
			RB1#38	23.71	1.02	24.73	0.297	2.00	Pass
			RB1#74	23.6	1.02	24.62	0.290	2.00	Pass
			RB36#0	22.8	1.02	23.82	0.241	2.00	Pass
			RB36#19	22.75	1.02	23.77	0.238	2.00	Pass
			RB36#39	22.69	1.02	23.71	0.235	2.00	Pass
			RB75#0	22.75	1.02	23.77	0.238	2.00	Pass
		16-QAM	RB1#0	23.26	1.02	24.28	0.268	2.00	Pass
			RB1#38	23.25	1.02	24.27	0.267	2.00	Pass
			RB1#74	23.1	1.02	24.12	0.258	2.00	Pass
			RB36#0	21.78	1.02	22.80	0.191	2.00	Pass
			RB36#19	21.72	1.02	22.74	0.188	2.00	Pass
			RB36#39	21.67	1.02	22.69	0.186	2.00	Pass
			RB75#0	21.78	1.02	22.80	0.191	2.00	Pass
	HCH	QPSK	RB1#0	23.37	1.02	24.39	0.275	2.00	Pass

Test BW	Test Channel	Test Mode	Test RB (Size#Offset)	Conducted Output AV Power (dBm)	Antenna Gain (dBi)	EIRP (dBm)	EIRP (W)	Limit (W)	Verdict
LTE BAND41									
			RB1#38	23.43	1.02	24.45	0.279	2.00	Pass
			RB1#74	23.48	1.02	24.50	0.282	2.00	Pass
			RB36#0	22.43	1.02	23.45	0.221	2.00	Pass
			RB36#19	22.43	1.02	23.45	0.221	2.00	Pass
			RB36#39	22.47	1.02	23.49	0.223	2.00	Pass
			RB75#0	22.42	1.02	23.44	0.221	2.00	Pass
		16-QAM	RB1#0	22.65	1.02	23.67	0.233	2.00	Pass
			RB1#38	22.77	1.02	23.79	0.239	2.00	Pass
			RB1#74	22.77	1.02	23.79	0.239	2.00	Pass
			RB36#0	21.45	1.02	22.47	0.177	2.00	Pass
			RB36#19	21.46	1.02	22.48	0.177	2.00	Pass
			RB36#39	21.52	1.02	22.54	0.179	2.00	Pass
			RB75#0	21.45	1.02	22.47	0.177	2.00	Pass
20 MHz	LCH	QPSK	RB1#0	23.71	1.02	24.73	0.297	2.00	Pass
			RB1#50	23.65	1.02	24.67	0.293	2.00	Pass
			RB1#99	23.63	1.02	24.65	0.292	2.00	Pass
			RB50#0	22.78	1.02	23.80	0.240	2.00	Pass
			RB50#25	22.82	1.02	23.84	0.242	2.00	Pass
			RB50#50	22.84	1.02	23.86	0.243	2.00	Pass
			RB100#0	22.8	1.02	23.82	0.241	2.00	Pass
		16-QAM	RB1#0	23.06	1.02	24.08	0.256	2.00	Pass
			RB1#50	23.15	1.02	24.17	0.261	2.00	Pass
			RB1#99	23.16	1.02	24.18	0.262	2.00	Pass
			RB50#0	21.76	1.02	22.78	0.190	2.00	Pass
			RB50#25	21.81	1.02	22.83	0.192	2.00	Pass
			RB50#50	21.82	1.02	22.84	0.192	2.00	Pass
			RB100#0	21.81	1.02	22.83	0.192	2.00	Pass
	MCH	QPSK	RB1#0	23.7	1.02	24.72	0.296	2.00	Pass
			RB1#50	23.78	1.02	24.80	0.302	2.00	Pass
			RB1#99	23.59	1.02	24.61	0.289	2.00	Pass
			RB50#0	22.84	1.02	23.86	0.243	2.00	Pass
			RB50#25	22.81	1.02	23.83	0.242	2.00	Pass
			RB50#50	22.73	1.02	23.75	0.237	2.00	Pass
			RB100#0	22.78	1.02	23.80	0.240	2.00	Pass
		16-QAM	RB1#0	22.98	1.02	24.00	0.251	2.00	Pass
			RB1#50	22.97	1.02	23.99	0.251	2.00	Pass
			RB1#99	22.83	1.02	23.85	0.243	2.00	Pass
			RB50#0	21.86	1.02	22.88	0.194	2.00	Pass

Test BW	Test Channel	Test Mode	Test RB (Size#Offset)	Conducted Output AV Power (dBm)	Antenna Gain (dBi)	EIRP (dBm)	EIRP (W)	Limit (W)	Verdict
LTE BAND41									
			RB50#25	21.8	1.02	22.82	0.191	2.00	Pass
			RB50#50	21.74	1.02	22.76	0.189	2.00	Pass
			RB100#0	21.81	1.02	22.83	0.192	2.00	Pass
	HCH	QPSK	RB1#0	23.37	1.02	24.39	0.275	2.00	Pass
			RB1#50	23.44	1.02	24.46	0.279	2.00	Pass
			RB1#99	23.45	1.02	24.47	0.280	2.00	Pass
			RB50#0	22.41	1.02	23.43	0.220	2.00	Pass
			RB50#25	22.47	1.02	23.49	0.223	2.00	Pass
			RB50#50	22.51	1.02	23.53	0.225	2.00	Pass
			RB100#0	22.44	1.02	23.46	0.222	2.00	Pass
		16-QAM	RB1#0	22.88	1.02	23.90	0.245	2.00	Pass
			RB1#50	22.98	1.02	24.00	0.251	2.00	Pass
			RB1#99	23.03	1.02	24.05	0.254	2.00	Pass
			RB50#0	21.43	1.02	22.45	0.176	2.00	Pass
			RB50#25	21.48	1.02	22.50	0.178	2.00	Pass
			RB50#50	21.51	1.02	22.53	0.179	2.00	Pass
			RB100#0	21.47	1.02	22.49	0.177	2.00	Pass

Test BW	Test Channel	Test Mode	Test RB (Size#Offset)	Conducted Output AV Power (dBm)	Antenna Gain (dBi)	EIRP (dBm)	EIRP (W)	Limit (W)	Verdict
LTE BAND66									
1.4 MHz	LCH	QPSK	RB1#0	23.02	-2.88	20.14	0.103	1.00	Pass
			RB1#3	23.02	-2.88	20.14	0.103	1.00	Pass
			RB1#5	23.04	-2.88	20.16	0.104	1.00	Pass
			RB3#0	23.07	-2.88	20.19	0.104	1.00	Pass
			RB3#2	23.06	-2.88	20.18	0.104	1.00	Pass
			RB3#3	23.08	-2.88	20.20	0.105	1.00	Pass
			RB6#0	22.07	-2.88	19.19	0.083	1.00	Pass
		16-QAM	RB1#0	22.2	-2.88	19.32	0.086	1.00	Pass
			RB1#3	22.14	-2.88	19.26	0.084	1.00	Pass
			RB1#5	22.2	-2.88	19.32	0.086	1.00	Pass
			RB3#0	22.1	-2.88	19.22	0.084	1.00	Pass
			RB3#2	22.1	-2.88	19.22	0.084	1.00	Pass
			RB3#3	22.15	-2.88	19.27	0.085	1.00	Pass
			RB6#0	21.38	-2.88	18.50	0.071	1.00	Pass
	MCH	QPSK	RB1#0	23.05	-2.88	20.17	0.104	1.00	Pass
			RB1#3	23.02	-2.88	20.14	0.103	1.00	Pass
			RB1#5	23.05	-2.88	20.17	0.104	1.00	Pass
			RB3#0	23.01	-2.88	20.13	0.103	1.00	Pass
			RB3#2	23.04	-2.88	20.16	0.104	1.00	Pass
			RB3#3	23.03	-2.88	20.15	0.104	1.00	Pass
			RB6#0	22.05	-2.88	19.17	0.083	1.00	Pass
		16-QAM	RB1#0	22.47	-2.88	19.59	0.091	1.00	Pass
			RB1#3	22.42	-2.88	19.54	0.090	1.00	Pass
			RB1#5	22.46	-2.88	19.58	0.091	1.00	Pass
			RB3#0	22.24	-2.88	19.36	0.086	1.00	Pass
			RB3#2	22.18	-2.88	19.30	0.085	1.00	Pass
			RB3#3	22.22	-2.88	19.34	0.086	1.00	Pass
			RB6#0	21.15	-2.88	18.27	0.067	1.00	Pass
	HCH	QPSK	RB1#0	23.02	-2.88	20.14	0.103	1.00	Pass
			RB1#3	23.01	-2.88	20.13	0.103	1.00	Pass
			RB1#5	23.04	-2.88	20.16	0.104	1.00	Pass
			RB3#0	23.08	-2.88	20.20	0.105	1.00	Pass
			RB3#2	23.09	-2.88	20.21	0.105	1.00	Pass
			RB3#3	23.08	-2.88	20.20	0.105	1.00	Pass
			RB6#0	22.03	-2.88	19.15	0.082	1.00	Pass
		16-QAM	RB1#0	22.1	-2.88	19.22	0.084	1.00	Pass
			RB1#3	22.08	-2.88	19.20	0.083	1.00	Pass

Test BW	Test Channel	Test Mode	Test RB (Size#Offset)	Conducted Output AV Power (dBm)	Antenna Gain (dBi)	EIRP (dBm)	EIRP (W)	Limit (W)	Verdict
LTE BAND66									
			RB1#5	22.13	-2.88	19.25	0.084	1.00	Pass
			RB3#0	22.24	-2.88	19.36	0.086	1.00	Pass
			RB3#2	22.22	-2.88	19.34	0.086	1.00	Pass
			RB3#3	22.21	-2.88	19.33	0.086	1.00	Pass
			RB6#0	21.34	-2.88	18.46	0.070	1.00	Pass
3 MHz	LCH	QPSK	RB1#0	23.11	-2.88	20.23	0.105	1.00	Pass
			RB1#7	23.02	-2.88	20.14	0.103	1.00	Pass
			RB1#14	23.08	-2.88	20.20	0.105	1.00	Pass
			RB8#0	22.11	-2.88	19.23	0.084	1.00	Pass
			RB8#4	22.1	-2.88	19.22	0.084	1.00	Pass
			RB8#7	22.1	-2.88	19.22	0.084	1.00	Pass
			RB15#0	22.12	-2.88	19.24	0.084	1.00	Pass
		16-QAM	RB1#0	22.07	-2.88	19.19	0.083	1.00	Pass
			RB1#7	21.96	-2.88	19.08	0.081	1.00	Pass
			RB1#14	22.02	-2.88	19.14	0.082	1.00	Pass
			RB8#0	21.37	-2.88	18.49	0.071	1.00	Pass
			RB8#4	21.35	-2.88	18.47	0.070	1.00	Pass
			RB8#7	21.36	-2.88	18.48	0.070	1.00	Pass
			RB15#0	21.31	-2.88	18.43	0.070	1.00	Pass
	MCH	QPSK	RB1#0	23.06	-2.88	20.18	0.104	1.00	Pass
			RB1#7	22.99	-2.88	20.11	0.103	1.00	Pass
			RB1#14	23.03	-2.88	20.15	0.104	1.00	Pass
			RB8#0	22.06	-2.88	19.18	0.083	1.00	Pass
			RB8#4	22.01	-2.88	19.13	0.082	1.00	Pass
			RB8#7	22.03	-2.88	19.15	0.082	1.00	Pass
			RB15#0	22.05	-2.88	19.17	0.083	1.00	Pass
		16-QAM	RB1#0	22.48	-2.88	19.60	0.091	1.00	Pass
			RB1#7	22.4	-2.88	19.52	0.090	1.00	Pass
			RB1#14	22.48	-2.88	19.60	0.091	1.00	Pass
			RB8#0	21.33	-2.88	18.45	0.070	1.00	Pass
			RB8#4	21.31	-2.88	18.43	0.070	1.00	Pass
			RB8#7	21.32	-2.88	18.44	0.070	1.00	Pass
			RB15#0	21.26	-2.88	18.38	0.069	1.00	Pass
	HCH	QPSK	RB1#0	23	-2.88	20.12	0.103	1.00	Pass
			RB1#7	22.97	-2.88	20.09	0.102	1.00	Pass
			RB1#14	23.04	-2.88	20.16	0.104	1.00	Pass
			RB8#0	22.02	-2.88	19.14	0.082	1.00	Pass
			RB8#4	22.02	-2.88	19.14	0.082	1.00	Pass

Test BW	Test Channel	Test Mode	Test RB (Size#Offset)	Conducted Output AV Power (dBm)	Antenna Gain (dBi)	EIRP (dBm)	EIRP (W)	Limit (W)	Verdict
LTE BAND66									
			RB8#7	22.02	-2.88	19.14	0.082	1.00	Pass
			RB15#0	22.02	-2.88	19.14	0.082	1.00	Pass
		16-QAM	RB1#0	22.14	-2.88	19.26	0.084	1.00	Pass
			RB1#7	22.05	-2.88	19.17	0.083	1.00	Pass
			RB1#14	22.12	-2.88	19.24	0.084	1.00	Pass
			RB8#0	21.16	-2.88	18.28	0.067	1.00	Pass
			RB8#4	21.16	-2.88	18.28	0.067	1.00	Pass
			RB8#7	21.18	-2.88	18.30	0.068	1.00	Pass
			RB15#0	21.09	-2.88	18.21	0.066	1.00	Pass
5 MHz	LCH	QPSK	RB1#0	23.21	-2.88	20.33	0.108	1.00	Pass
			RB1#13	23.16	-2.88	20.28	0.107	1.00	Pass
			RB1#24	23.19	-2.88	20.31	0.107	1.00	Pass
			RB12#0	22.17	-2.88	19.29	0.085	1.00	Pass
			RB12#6	22.15	-2.88	19.27	0.085	1.00	Pass
			RB12#13	22.15	-2.88	19.27	0.085	1.00	Pass
			RB25#0	22.16	-2.88	19.28	0.085	1.00	Pass
		16-QAM	RB1#0	22.41	-2.88	19.53	0.090	1.00	Pass
			RB1#13	22.32	-2.88	19.44	0.088	1.00	Pass
			RB1#24	22.38	-2.88	19.50	0.089	1.00	Pass
			RB12#0	21.34	-2.88	18.46	0.070	1.00	Pass
			RB12#6	21.33	-2.88	18.45	0.070	1.00	Pass
			RB12#13	21.35	-2.88	18.47	0.070	1.00	Pass
			RB25#0	21.29	-2.88	18.41	0.069	1.00	Pass
	MCH	QPSK	RB1#0	23.16	-2.88	20.28	0.107	1.00	Pass
			RB1#13	23.08	-2.88	20.20	0.105	1.00	Pass
			RB1#24	23.14	-2.88	20.26	0.106	1.00	Pass
			RB12#0	22.08	-2.88	19.20	0.083	1.00	Pass
			RB12#6	22.06	-2.88	19.18	0.083	1.00	Pass
			RB12#13	22.06	-2.88	19.18	0.083	1.00	Pass
			RB25#0	22.1	-2.88	19.22	0.084	1.00	Pass
		16-QAM	RB1#0	22.68	-2.88	19.80	0.095	1.00	Pass
			RB1#13	22.66	-2.88	19.78	0.095	1.00	Pass
			RB1#24	22.67	-2.88	19.79	0.095	1.00	Pass
			RB12#0	21.39	-2.88	18.51	0.071	1.00	Pass
			RB12#6	21.37	-2.88	18.49	0.071	1.00	Pass
			RB12#13	21.38	-2.88	18.50	0.071	1.00	Pass
			RB25#0	21.31	-2.88	18.43	0.070	1.00	Pass
	HCH	QPSK	RB1#0	23.09	-2.88	20.21	0.105	1.00	Pass

Test BW	Test Channel	Test Mode	Test RB (Size#Offset)	Conducted Output AV Power (dBm)	Antenna Gain (dBi)	EIRP (dBm)	EIRP (W)	Limit (W)	Verdict
LTE BAND66									
			RB1#13	23.04	-2.88	20.16	0.104	1.00	Pass
			RB1#24	23.11	-2.88	20.23	0.105	1.00	Pass
			RB12#0	22.05	-2.88	19.17	0.083	1.00	Pass
			RB12#6	22.05	-2.88	19.17	0.083	1.00	Pass
			RB12#13	22.04	-2.88	19.16	0.082	1.00	Pass
			RB25#0	22.09	-2.88	19.21	0.083	1.00	Pass
		16-QAM	RB1#0	22.22	-2.88	19.34	0.086	1.00	Pass
			RB1#13	22.2	-2.88	19.32	0.086	1.00	Pass
			RB1#24	22.26	-2.88	19.38	0.087	1.00	Pass
			RB12#0	21.23	-2.88	18.35	0.068	1.00	Pass
			RB12#6	21.23	-2.88	18.35	0.068	1.00	Pass
			RB12#13	21.23	-2.88	18.35	0.068	1.00	Pass
			RB25#0	21.12	-2.88	18.24	0.067	1.00	Pass
10 MHz	LCH	QPSK	RB1#0	23.15	-2.88	20.27	0.106	1.00	Pass
			RB1#25	23.15	-2.88	20.27	0.106	1.00	Pass
			RB1#49	23.06	-2.88	20.18	0.104	1.00	Pass
			RB25#0	22.18	-2.88	19.30	0.085	1.00	Pass
			RB25#13	22.15	-2.88	19.27	0.085	1.00	Pass
			RB25#25	22.14	-2.88	19.26	0.084	1.00	Pass
			RB50#0	22.14	-2.88	19.26	0.084	1.00	Pass
		16-QAM	RB1#0	22.13	-2.88	19.25	0.084	1.00	Pass
			RB1#25	22.12	-2.88	19.24	0.084	1.00	Pass
			RB1#49	22.04	-2.88	19.16	0.082	1.00	Pass
			RB25#0	21.31	-2.88	18.43	0.070	1.00	Pass
			RB25#13	21.3	-2.88	18.42	0.070	1.00	Pass
			RB25#25	21.29	-2.88	18.41	0.069	1.00	Pass
			RB50#0	21.28	-2.88	18.40	0.069	1.00	Pass
	MCH	QPSK	RB1#0	23.14	-2.88	20.26	0.106	1.00	Pass
			RB1#25	23.12	-2.88	20.24	0.106	1.00	Pass
			RB1#49	23.1	-2.88	20.22	0.105	1.00	Pass
			RB25#0	22.12	-2.88	19.24	0.084	1.00	Pass
			RB25#13	22.11	-2.88	19.23	0.084	1.00	Pass
			RB25#25	22.09	-2.88	19.21	0.083	1.00	Pass
			RB50#0	22.11	-2.88	19.23	0.084	1.00	Pass
		16-QAM	RB1#0	22.54	-2.88	19.66	0.092	1.00	Pass
			RB1#25	22.53	-2.88	19.65	0.092	1.00	Pass
			RB1#49	22.5	-2.88	19.62	0.092	1.00	Pass
			RB25#0	21.28	-2.88	18.40	0.069	1.00	Pass

Test BW	Test Channel	Test Mode	Test RB (Size#Offset)	Conducted Output AV Power (dBm)	Antenna Gain (dBi)	EIRP (dBm)	EIRP (W)	Limit (W)	Verdict
LTE BAND66									
			RB25#13	21.26	-2.88	18.38	0.069	1.00	Pass
			RB25#25	21.26	-2.88	18.38	0.069	1.00	Pass
			RB50#0	21.27	-2.88	18.39	0.069	1.00	Pass
	HCH	QPSK	RB1#0	23.11	-2.88	20.23	0.105	1.00	Pass
			RB1#25	23.04	-2.88	20.16	0.104	1.00	Pass
			RB1#49	23.08	-2.88	20.20	0.105	1.00	Pass
			RB25#0	22.12	-2.88	19.24	0.084	1.00	Pass
			RB25#13	22.06	-2.88	19.18	0.083	1.00	Pass
			RB25#25	22.08	-2.88	19.20	0.083	1.00	Pass
			RB50#0	22.12	-2.88	19.24	0.084	1.00	Pass
		16-QAM	RB1#0	22.21	-2.88	19.33	0.086	1.00	Pass
			RB1#25	22.13	-2.88	19.25	0.084	1.00	Pass
			RB1#49	22.16	-2.88	19.28	0.085	1.00	Pass
			RB25#0	21.29	-2.88	18.41	0.069	1.00	Pass
			RB25#13	21.25	-2.88	18.37	0.069	1.00	Pass
			RB25#25	21.23	-2.88	18.35	0.068	1.00	Pass
			RB50#0	21.22	-2.88	18.34	0.068	1.00	Pass
15 MHz	LCH	QPSK	RB1#0	23.17	-2.88	20.29	0.107	1.00	Pass
			RB1#38	23.12	-2.88	20.24	0.106	1.00	Pass
			RB1#74	23.15	-2.88	20.27	0.106	1.00	Pass
			RB36#0	22.14	-2.88	19.26	0.084	1.00	Pass
			RB36#19	22.11	-2.88	19.23	0.084	1.00	Pass
			RB36#39	22.14	-2.88	19.26	0.084	1.00	Pass
			RB75#0	22.14	-2.88	19.26	0.084	1.00	Pass
		16-QAM	RB1#0	22.12	-2.88	19.24	0.084	1.00	Pass
			RB1#38	22.09	-2.88	19.21	0.083	1.00	Pass
			RB1#74	22.12	-2.88	19.24	0.084	1.00	Pass
			RB36#0	21.27	-2.88	18.39	0.069	1.00	Pass
			RB36#19	21.26	-2.88	18.38	0.069	1.00	Pass
			RB36#39	21.22	-2.88	18.34	0.068	1.00	Pass
			RB75#0	21.26	-2.88	18.38	0.069	1.00	Pass
	MCH	QPSK	RB1#0	23.19	-2.88	20.31	0.107	1.00	Pass
			RB1#38	23.13	-2.88	20.25	0.106	1.00	Pass
			RB1#74	23.04	-2.88	20.16	0.104	1.00	Pass
			RB36#0	22.12	-2.88	19.24	0.084	1.00	Pass
			RB36#19	22.09	-2.88	19.21	0.083	1.00	Pass
			RB36#39	22.08	-2.88	19.20	0.083	1.00	Pass
			RB75#0	22.11	-2.88	19.23	0.084	1.00	Pass

Test BW	Test Channel	Test Mode	Test RB (Size#Offset)	Conducted Output AV Power (dBm)	Antenna Gain (dBi)	EIRP (dBm)	EIRP (W)	Limit (W)	Verdict
LTE BAND66									
		16-QAM	RB1#0	22.57	-2.88	19.69	0.093	1.00	Pass
			RB1#38	22.55	-2.88	19.67	0.093	1.00	Pass
			RB1#74	22.47	-2.88	19.59	0.091	1.00	Pass
			RB36#0	21.31	-2.88	18.43	0.070	1.00	Pass
			RB36#19	21.29	-2.88	18.41	0.069	1.00	Pass
			RB36#39	21.27	-2.88	18.39	0.069	1.00	Pass
			RB75#0	21.29	-2.88	18.41	0.069	1.00	Pass
	HCH	QPSK	RB1#0	23.13	-2.88	20.25	0.106	1.00	Pass
			RB1#38	23.09	-2.88	20.21	0.105	1.00	Pass
			RB1#74	23.06	-2.88	20.18	0.104	1.00	Pass
			RB36#0	22.18	-2.88	19.30	0.085	1.00	Pass
			RB36#19	22.09	-2.88	19.21	0.083	1.00	Pass
			RB36#39	22.09	-2.88	19.21	0.083	1.00	Pass
			RB75#0	22.14	-2.88	19.26	0.084	1.00	Pass
		16-QAM	RB1#0	22.61	-2.88	19.73	0.094	1.00	Pass
			RB1#38	22.57	-2.88	19.69	0.093	1.00	Pass
			RB1#74	22.54	-2.88	19.66	0.092	1.00	Pass
			RB36#0	21.22	-2.88	18.34	0.068	1.00	Pass
			RB36#19	21.17	-2.88	18.29	0.067	1.00	Pass
			RB36#39	21.1	-2.88	18.22	0.066	1.00	Pass
			RB75#0	21.2	-2.88	18.32	0.068	1.00	Pass
20 MHz	LCH	QPSK	RB1#0	23.15	-2.88	20.27	0.106	1.00	Pass
			RB1#50	23.13	-2.88	20.25	0.106	1.00	Pass
			RB1#99	23.15	-2.88	20.27	0.106	1.00	Pass
			RB50#0	22.16	-2.88	19.28	0.085	1.00	Pass
			RB50#25	22.16	-2.88	19.28	0.085	1.00	Pass
			RB50#50	22.13	-2.88	19.25	0.084	1.00	Pass
			RB100#0	22.15	-2.88	19.27	0.085	1.00	Pass
		16-QAM	RB1#0	22.78	-2.88	19.90	0.098	1.00	Pass
			RB1#50	22.74	-2.88	19.86	0.097	1.00	Pass
			RB1#99	22.71	-2.88	19.83	0.096	1.00	Pass
			RB50#0	21.26	-2.88	18.38	0.069	1.00	Pass
			RB50#25	21.27	-2.88	18.39	0.069	1.00	Pass
			RB50#50	21.24	-2.88	18.36	0.069	1.00	Pass
			RB100#0	21.28	-2.88	18.40	0.069	1.00	Pass
	MCH	QPSK	RB1#0	23.21	-2.88	20.33	0.108	1.00	Pass
			RB1#50	23.18	-2.88	20.30	0.107	1.00	Pass
			RB1#99	23.1	-2.88	20.22	0.105	1.00	Pass

Test BW	Test Channel	Test Mode	Test RB (Size#Offset)	Conducted Output AV Power (dBm)	Antenna Gain (dBi)	EIRP (dBm)	EIRP (W)	Limit (W)	Verdict
LTE BAND66									
			RB50#0	22.17	-2.88	19.29	0.085	1.00	Pass
			RB50#25	22.15	-2.88	19.27	0.085	1.00	Pass
			RB50#50	22.13	-2.88	19.25	0.084	1.00	Pass
			RB100#0	22.15	-2.88	19.27	0.085	1.00	Pass
		16-QAM	RB1#0	22.66	-2.88	19.78	0.095	1.00	Pass
			RB1#50	22.61	-2.88	19.73	0.094	1.00	Pass
			RB1#99	22.55	-2.88	19.67	0.093	1.00	Pass
			RB50#0	21.32	-2.88	18.44	0.070	1.00	Pass
			RB50#25	21.3	-2.88	18.42	0.070	1.00	Pass
			RB50#50	21.26	-2.88	18.38	0.069	1.00	Pass
			RB100#0	21.3	-2.88	18.42	0.070	1.00	Pass
	HCH	QPSK	RB1#0	23.08	-2.88	20.20	0.105	1.00	Pass
			RB1#50	23.12	-2.88	20.24	0.106	1.00	Pass
			RB1#99	23.05	-2.88	20.17	0.104	1.00	Pass
			RB50#0	22.18	-2.88	19.30	0.085	1.00	Pass
			RB50#25	22.14	-2.88	19.26	0.084	1.00	Pass
			RB50#50	22.09	-2.88	19.21	0.083	1.00	Pass
			RB100#0	22.14	-2.88	19.26	0.084	1.00	Pass
		16-QAM	RB1#0	22.55	-2.88	19.67	0.093	1.00	Pass
			RB1#50	22.58	-2.88	19.70	0.093	1.00	Pass
			RB1#99	22.52	-2.88	19.64	0.092	1.00	Pass
			RB50#0	21.23	-2.88	18.35	0.068	1.00	Pass
			RB50#25	21.2	-2.88	18.32	0.068	1.00	Pass
			RB50#50	21.13	-2.88	18.25	0.067	1.00	Pass
			RB100#0	21.24	-2.88	18.36	0.069	1.00	Pass

Modulation	PCC RB		SCC RB		Conducted Output AV Power (dBm)			Antenna Gain (dBi)	EIRP (W)			Limit (W)
	Size	Offset	Size	Offset	LCH	MCH	HCH		LCH	MCH	HCH	
CA_7C												
10MHz+20MHz												
QPSK	1	49	1	0	22.5	22.6	22.53	-0.04	0.176	0.180	0.177	2.000
	50	0	100	0	20.55	20.51	20.49	-0.04	0.112	0.111	0.111	2.000
16-QAM	1	49	1	0	21.54	21.38	21.78	-0.04	0.141	0.136	0.149	2.000
	50	0	100	0	19.55	19.49	19.42	-0.04	0.089	0.088	0.087	2.000
20MHz+10MHz												
QPSK	1	0	0	0	22.19	22.29	22.23	-0.04	0.164	0.168	0.166	2.000
	50	0	0	0	21.37	21.42	21.33	-0.04	0.136	0.137	0.135	2.000
	100	0	0	0	20.44	20.44	20.37	-0.04	0.110	0.110	0.108	2.000
	1	99	1	0	22.53	22.43	22.31	-0.04	0.177	0.173	0.169	2.000
	100	0	50	0	20.5	20.46	20.4	-0.04	0.111	0.110	0.109	2.000
16-QAM	1	0	0	0	21.19	21.24	21.12	-0.04	0.130	0.132	0.128	2.000
	50	0	0	0	20.36	20.41	20.33	-0.04	0.108	0.109	0.107	2.000
	100	0	0	0	19.44	19.44	19.37	-0.04	0.087	0.087	0.086	2.000
	1	99	1	0	21.4	21.4	21.39	-0.04	0.137	0.137	0.136	2.000
	100	0	50	0	19.45	19.44	19.42	-0.04	0.087	0.087	0.087	2.000
15MHz+15MHz												
QPSK	1	74	1	0	22.45	22.5	22.31	-0.04	0.174	0.176	0.169	2.000
	75	0	75	0	19.24	19.22	19.47	-0.04	0.083	0.083	0.088	2.000
16-QAM	1	74	1	0	21.81	21.85	21.67	-0.04	0.150	0.152	0.146	2.000
	75	0	75	0	18.26	18.23	18.48	-0.04	0.066	0.066	0.070	2.000
15MHz+20MHz												
QPSK	1	74	1	0	22.53	22.54	22.47	-0.04	0.177	0.178	0.175	2.000
	75	0	100	0	19.87	19.81	19.65	-0.04	0.096	0.095	0.091	2.000
16-QAM	1	74	1	0	21.1	21.35	21.27	-0.04	0.128	0.135	0.133	2.000
	75	0	100	0	18.83	18.84	18.67	-0.04	0.076	0.076	0.073	2.000
20MHz+15MHz												
QPSK	1	99	1	0	22.56	22.5	22.39	-0.04	0.179	0.176	0.172	2.000
	100	0	75	0	19.83	19.82	19.92	-0.04	0.095	0.095	0.097	2.000
16-QAM	1	99	1	0	21.24	21.2	21.15	-0.04	0.132	0.131	0.129	2.000
	100	0	75	0	18.76	18.84	18.94	-0.04	0.074	0.076	0.078	2.000
20MHz+20MHz												
QPSK	1	0	0	0	22.21	22.35	22.44	-0.04	0.165	0.170	0.174	2.000
	50	0	0	0	21.38	21.46	21.41	-0.04	0.136	0.139	0.137	2.000
	100	0	0	0	21.44	21.52	21.47	-0.04	0.138	0.141	0.139	2.000
	1	99	1	0	22.45	22.55	22.48	-0.04	0.174	0.178	0.175	2.000
	100	0	100	0	19.21	19.29	19.25	-0.04	0.083	0.084	0.083	2.000

Modulation	PCC RB		SCC RB		Conducted Output AV Power (dBm)			Antenna Gain (dBi)	EIRP (W)			Limit (W)
	Size	Offset	Size	Offset	LCH	MCH	HCH		LCH	MCH	HCH	
CA_7C												
16-QAM	1	0	0	0	21.18	21.21	21.2	-0.04	0.130	0.131	0.131	2.000
	50	0	0	0	20.37	20.46	20.38	-0.04	0.108	0.110	0.108	2.000
	100	0	0	0	20.43	20.52	20.46	-0.04	0.109	0.112	0.110	2.000
	1	99	1	0	21.56	21.65	21.46	-0.04	0.142	0.145	0.139	2.000
	100	0	100	0	18.27	18.34	18.51	-0.04	0.067	0.068	0.070	2.000

Modulation	PCC RB		SCC RB		Conducted Output AV Power (dBm)			Antenna Gain (dBi)	EIRP (W)			Limit (W)
	Size	Offset	Size	Offset	LCH	MCH	HCH		LCH	MCH	HCH	
CA_38C												
15MHz+15MHz												
QPSK	1	0	0	0	23.18	23.06	22.97	1.02	0.263	0.256	0.251	2.000
	36	0	0	0	21.98	21.89	21.89	1.02	0.200	0.195	0.195	2.000
	75	0	0	0	22	21.92	21.91	1.02	0.200	0.197	0.196	2.000
	1	74	1	0	23.07	23.08	22.81	1.02	0.256	0.257	0.242	2.000
	75	0	75	0	20.92	20.86	20.81	1.02	0.156	0.154	0.152	2.000
16-QAM	1	0	0	0	22.14	22	21.91	1.02	0.207	0.200	0.196	2.000
	36	0	0	0	20.95	20.89	20.93	1.02	0.157	0.155	0.157	2.000
	75	0	0	0	21.02	20.93	20.9	1.02	0.160	0.157	0.156	2.000
	1	74	1	0	22.11	22.04	21.83	1.02	0.206	0.202	0.193	2.000
	75	0	75	0	19.94	19.86	19.8	1.02	0.125	0.122	0.121	2.000
20MHz+20MHz												
QPSK	1	0	0	0	22.94	22.95	22.98	1.02	0.249	0.249	0.251	2.000
	50	0	0	0	21.98	21.97	21.95	1.02	0.200	0.199	0.198	2.000
	100	0	0	0	22.02	22.01	22.02	1.02	0.201	0.201	0.201	2.000
	1	99	1	0	23.07	23.04	22.97	1.02	0.256	0.255	0.251	2.000
	100	0	100	0	20.95	20.89	20.89	1.02	0.157	0.155	0.155	2.000
16-QAM	1	0	0	0	21.97	21.96	21.74	1.02	0.199	0.199	0.189	2.000
	50	0	0	0	20.99	20.96	20.96	1.02	0.159	0.158	0.158	2.000
	100	0	0	0	20.93	20.96	21.01	1.02	0.157	0.158	0.160	2.000
	1	99	1	0	21.7	21.86	21.83	1.02	0.187	0.194	0.193	2.000
	100	0	100	0	19.98	19.88	19.89	1.02	0.126	0.123	0.123	2.000

Modulation	PCC RB		SCC RB		Conducted Output AV Power (dBm)			Antenna Gain (dBi)	EIRP (W)			Limit (W)
	Size	Offset	Size	Offset	LCH	MCH	HCH		LCH	MCH	HCH	
CA_41C												
5MHz+20MHz												
QPSK	1	24	1	0	23.51	23.33	22.92	1.02	0.284	0.272	0.248	2.000
	25	0	100	0	21.51	21.37	21.08	1.02	0.179	0.173	0.162	2.000
16-QAM	1	24	1	0	22.28	22.4	21.9	1.02	0.214	0.220	0.196	2.000
	25	0	100	0	20.5	20.39	20.13	1.02	0.142	0.138	0.130	2.000
20MHz+5MHz												
QPSK	1	0	0	0	23.46	23.31	23	1.02	0.281	0.271	0.252	2.000
	50	0	0	0	21.47	21.46	21.06	1.02	0.177	0.177	0.161	2.000
	100	0	0	0	21.49	21.4	21.09	1.02	0.178	0.175	0.163	2.000
	1	99	1	0	23.49	23.23	23.15	1.02	0.282	0.266	0.261	2.000
	100	0	25	0	21.43	21.34	21	1.02	0.176	0.172	0.159	2.000
16-QAM	1	0	0	0	22.25	22.03	21.97	1.02	0.212	0.202	0.199	2.000
	50	0	0	0	20.5	20.51	20.09	1.02	0.142	0.142	0.129	2.000
	100	0	0	0	20.47	20.4	20.04	1.02	0.141	0.139	0.128	2.000
	1	99	1	0	22.35	21.97	21.94	1.02	0.217	0.199	0.198	2.000
	100	0	25	0	20.42	20.31	20.03	1.02	0.139	0.136	0.127	2.000
10MHz+20MHz												
QPSK	1	49	1	0	23.62	23.62	23.05	1.02	0.291	0.291	0.255	2.000
	50	0	100	0	21.54	21.38	21.07	1.02	0.180	0.174	0.162	2.000
16-QAM	1	49	1	0	22.42	22.67	22.05	1.02	0.221	0.234	0.203	2.000
	50	0	100	0	20.52	20.39	20.07	1.02	0.143	0.138	0.129	2.000
20MHz+10MHz												
QPSK	1	99	1	0	23.46	23.31	23.04	1.02	0.281	0.271	0.255	2.000
	100	0	50	0	21.46	21.33	21.03	1.02	0.177	0.172	0.160	2.000
16-QAM	1	99	1	0	22.31	22.12	21.89	1.02	0.215	0.206	0.195	2.000
	100	0	50	0	20.48	20.34	20.05	1.02	0.141	0.137	0.128	2.000
15MHz+15MHz												
QPSK	1	74	1	0	23.54	23.5	23.2	1.02	0.286	0.283	0.264	2.000
	75	0	75	0	21.47	21.34	20.98	1.02	0.177	0.172	0.158	2.000
16-QAM	1	74	1	0	22.54	22.53	22.22	1.02	0.227	0.226	0.211	2.000
	75	0	75	0	20.48	20.35	19.97	1.02	0.141	0.137	0.126	2.000
15MHz+20MHz												
QPSK	1	74	1	0	23.62	23.59	23.26	1.02	0.291	0.289	0.268	2.000
	75	0	100	0	21.47	21.34	21.01	1.02	0.177	0.172	0.160	2.000
16-QAM	1	74	1	0	22.61	22.62	22.27	1.02	0.231	0.231	0.213	2.000
	75	0	100	0	20.49	20.34	20.03	1.02	0.142	0.137	0.127	2.000
20MHz+15MHz												

Modulation	PCC RB		SCC RB		Conducted Output AV Power (dBm)			Antenna Gain (dBi)	EIRP (W)			Limit (W)
	Size	Offset	Size	Offset	LCH	MCH	HCH		LCH	MCH	HCH	
CA_41C												
QPSK	1	99	1	0	23.52	23.29	23.06	1.02	0.284	0.270	0.256	2.000
	100	0	75	0	21.5	21.34	21.01	1.02	0.179	0.172	0.160	2.000
16-QAM	1	99	1	0	22.39	22.03	21.83	1.02	0.219	0.202	0.193	2.000
	100	0	75	0	20.5	20.37	20.01	1.02	0.142	0.138	0.127	2.000
20MHz+20MHz												
QPSK	1	0	0	0	23.36	23.33	22.94	1.02	0.274	0.272	0.249	2.000
	50	0	0	0	22.42	22.5	21.97	1.02	0.221	0.225	0.199	2.000
	100	0	0	0	22.5	22.51	22.04	1.02	0.225	0.225	0.202	2.000
	1	99	1	0	23.63	23.4	23.11	1.02	0.292	0.277	0.259	2.000
	100	0	100	0	21.51	21.35	20.98	1.02	0.179	0.173	0.158	2.000
16-QAM	1	0	0	0	22.17	21.98	21.94	1.02	0.208	0.200	0.198	2.000
	50	0	0	0	21.46	21.56	21.01	1.02	0.177	0.181	0.160	2.000
	100	0	0	0	21.5	21.51	21.01	1.02	0.179	0.179	0.160	2.000
	1	99	1	0	22.48	22.12	21.93	1.02	0.224	0.206	0.197	2.000
	100	0	100	0	20.5	20.37	19.96	1.02	0.142	0.138	0.125	2.000

NR Mode Test Data

Test BW	Test Channel	Test Mode	UL RB Number	UL RB Position	Conducted Output AV Power(dBm)	ERP (W)	Limit (W)	Verdict
NR Band n5								
5	LCH	PI/2 BPSK	12	6	22.70	0.038	7.000	Pass
			1	1	22.69	0.037	7.000	Pass
			1	23	22.65	0.037	7.000	Pass
		QPSK	12	6	22.72	0.038	7.000	Pass
			1	1	22.64	0.037	7.000	Pass
			1	23	22.68	0.037	7.000	Pass
	MCH	PI/2 BPSK	12	6	22.75	0.038	7.000	Pass
			1	1	22.69	0.037	7.000	Pass
			1	23	22.76	0.038	7.000	Pass
		QPSK	12	6	22.78	0.038	7.000	Pass
			1	1	22.75	0.038	7.000	Pass
			1	23	22.82	0.039	7.000	Pass
	HCH	PI/2 BPSK	12	6	22.78	0.038	7.000	Pass
			1	1	22.71	0.038	7.000	Pass
			1	23	22.68	0.037	7.000	Pass
		QPSK	12	6	22.76	0.038	7.000	Pass
			1	1	22.95	0.040	7.000	Pass
			1	23	22.88	0.039	7.000	Pass
15	LCH	PI/2 BPSK	36	18	22.63	0.037	7.000	Pass
			1	1	22.62	0.037	7.000	Pass
			1	77	22.75	0.038	7.000	Pass
		QPSK	36	18	22.67	0.037	7.000	Pass
			1	1	22.62	0.037	7.000	Pass
			1	77	22.77	0.038	7.000	Pass
	MCH	PI/2 BPSK	36	18	22.73	0.038	7.000	Pass
			1	1	22.60	0.037	7.000	Pass
			1	77	22.76	0.038	7.000	Pass
		QPSK	36	18	22.77	0.038	7.000	Pass
			1	1	22.68	0.037	7.000	Pass
			1	77	22.90	0.039	7.000	Pass
	HCH	PI/2 BPSK	36	18	22.71	0.038	7.000	Pass
			1	1	22.66	0.037	7.000	Pass
			1	77	22.65	0.037	7.000	Pass
		QPSK	36	18	22.73	0.038	7.000	Pass
			1	1	22.67	0.037	7.000	Pass
			1	77	22.84	0.039	7.000	Pass
20	LCH	PI/2 BPSK	50	25	22.66	0.037	7.000	Pass
			1	1	22.55	0.036	7.000	Pass

			1	104	22.71	0.038	7.000	Pass
		QPSK	50	25	22.71	0.038	7.000	Pass
			1	1	22.57	0.036	7.000	Pass
			1	104	22.85	0.039	7.000	Pass
	MCH	PI/2 BPSK	50	25	22.76	0.038	7.000	Pass
			1	1	22.61	0.037	7.000	Pass
			1	104	22.68	0.037	7.000	Pass
		QPSK	50	25	22.78	0.038	7.000	Pass
			1	1	22.64	0.037	7.000	Pass
			1	104	22.91	0.039	7.000	Pass
	HCH	PI/2 BPSK	50	25	22.77	0.038	7.000	Pass
			1	1	22.60	0.037	7.000	Pass
			1	104	22.63	0.037	7.000	Pass
		QPSK	50	25	22.82	0.039	7.000	Pass
			1	1	22.61	0.037	7.000	Pass
			1	104	22.81	0.039	7.000	Pass

Test BW	Test Channel	Test Mode	UL RB Number	UL RB Position	Conducted Output AV Power(dBm)	EIRP (W)	Limit (W)	Verdict
NR Band n7								
5	LCH	PI/2 BPSK	12	6	22.58	0.179	2.000	Pass
			1	1	22.45	0.174	2.000	Pass
			1	23	22.51	0.177	2.000	Pass
		QPSK	12	6	22.59	0.180	2.000	Pass
			1	1	22.63	0.182	2.000	Pass
			1	23	22.67	0.183	2.000	Pass
	MCH	PI/2 BPSK	12	6	22.64	0.182	2.000	Pass
			1	1	22.55	0.178	2.000	Pass
			1	23	22.5	0.176	2.000	Pass
		QPSK	12	6	22.63	0.182	2.000	Pass
			1	1	22.71	0.185	2.000	Pass
			1	23	22.7	0.185	2.000	Pass
	HCH	PI/2 BPSK	12	6	22.53	0.177	2.000	Pass
			1	1	22.41	0.173	2.000	Pass
			1	23	22.41	0.173	2.000	Pass
		QPSK	12	6	22.52	0.177	2.000	Pass
			1	1	22.53	0.177	2.000	Pass
			1	23	22.53	0.177	2.000	Pass
25	LCH	PI/2 BPSK	64	32	22.66	0.183	2.000	Pass
			1	1	22.42	0.173	2.000	Pass
			1	131	22.57	0.179	2.000	Pass
		QPSK	64	32	22.7	0.185	2.000	Pass
			1	1	22.58	0.179	2.000	Pass
			1	131	22.66	0.183	2.000	Pass
	MCH	PI/2 BPSK	64	32	22.63	0.182	2.000	Pass
			1	1	22.48	0.175	2.000	Pass
			1	131	22.36	0.171	2.000	Pass
		QPSK	64	32	22.68	0.184	2.000	Pass
			1	1	22.64	0.182	2.000	Pass
			1	131	22.52	0.177	2.000	Pass
	HCH	PI/2 BPSK	64	32	22.5	0.176	2.000	Pass
			1	1	22.35	0.170	2.000	Pass
			1	131	22.4	0.172	2.000	Pass
		QPSK	64	32	22.55	0.178	2.000	Pass
			1	1	22.52	0.177	2.000	Pass
			1	131	22.54	0.178	2.000	Pass
50	LCH	PI/2 BPSK	135	67	22.55	0.178	2.000	Pass
			1	1	22.35	0.170	2.000	Pass

			1	268	22.34	0.170	2.000	Pass
		QPSK	135	67	22.62	0.181	2.000	Pass
			1	1	22.49	0.176	2.000	Pass
			1	268	22.53	0.177	2.000	Pass
	MCH	PI/2 BPSK	135	67	22.56	0.179	2.000	Pass
			1	1	22.38	0.171	2.000	Pass
			1	268	22.33	0.169	2.000	Pass
		QPSK	135	67	22.56	0.179	2.000	Pass
			1	1	22.52	0.177	2.000	Pass
			1	268	22.41	0.173	2.000	Pass
	HCH	PI/2 BPSK	135	67	22.44	0.174	2.000	Pass
			1	1	22.42	0.173	2.000	Pass
			1	268	22.3	0.168	2.000	Pass
		QPSK	135	67	22.49	0.176	2.000	Pass
			1	1	22.57	0.179	2.000	Pass
			1	268	22.44	0.174	2.000	Pass

Test BW	Test Channel	Test Mode	UL RB Number	UL RB Position	Conducted Output AV Power(dBm)	EIRP (W)	Limit (W)	Verdict
NR Band n38								
10	LCH	PI/2 BPSK	12	6	23.02	0.254	2.000	Pass
			1	1	23.07	0.256	2.000	Pass
			1	22	23.05	0.255	2.000	Pass
		QPSK	12	6	23.09	0.258	2.000	Pass
			1	1	23.04	0.255	2.000	Pass
			1	22	22.95	0.249	2.000	Pass
	MCH	PI/2 BPSK	12	6	22.92	0.248	2.000	Pass
			1	1	22.96	0.250	2.000	Pass
			1	22	22.89	0.246	2.000	Pass
		QPSK	12	6	22.94	0.249	2.000	Pass
			1	1	22.92	0.248	2.000	Pass
			1	22	22.9	0.247	2.000	Pass
	HCH	PI/2 BPSK	12	6	22.76	0.239	2.000	Pass
			1	1	22.73	0.237	2.000	Pass
			1	22	22.67	0.234	2.000	Pass
		QPSK	12	6	22.75	0.238	2.000	Pass
			1	1	22.73	0.237	2.000	Pass
			1	22	22.63	0.232	2.000	Pass
20	LCH	PI/2 BPSK	25	12	23.16	0.262	2.000	Pass
			1	1	23.11	0.259	2.000	Pass
			1	49	23	0.252	2.000	Pass
		QPSK	25	12	23.15	0.261	2.000	Pass
			1	1	23.08	0.257	2.000	Pass
			1	49	23.04	0.255	2.000	Pass
	MCH	PI/2 BPSK	25	12	23	0.252	2.000	Pass
			1	1	22.92	0.248	2.000	Pass
			1	49	22.8	0.241	2.000	Pass
		QPSK	25	12	23	0.252	2.000	Pass
			1	1	22.93	0.248	2.000	Pass
			1	49	22.71	0.236	2.000	Pass
	HCH	PI/2 BPSK	25	12	22.9	0.247	2.000	Pass
			1	1	22.89	0.246	2.000	Pass
			1	49	22.73	0.237	2.000	Pass
		QPSK	25	12	22.86	0.244	2.000	Pass
			1	1	22.88	0.245	2.000	Pass
			1	49	22.75	0.238	2.000	Pass
40	LCH	PI/2 BPSK	50	25	23	0.252	2.000	Pass
			1	1	23.01	0.253	2.000	Pass

			1	104	22.76	0.239	2.000	Pass
		QPSK	50	25	23.02	0.254	2.000	Pass
			1	1	22.96	0.250	2.000	Pass
			1	104	22.69	0.235	2.000	Pass
	MCH	PI/2 BPSK	50	25	22.92	0.248	2.000	Pass
			1	1	23	0.252	2.000	Pass
			1	104	22.66	0.233	2.000	Pass
		QPSK	50	25	22.9	0.247	2.000	Pass
			1	1	23.02	0.254	2.000	Pass
			1	104	22.7	0.236	2.000	Pass
	HCH	PI/2 BPSK	50	25	22.93	0.248	2.000	Pass
			1	1	22.96	0.250	2.000	Pass
			1	104	22.7	0.236	2.000	Pass
		QPSK	50	25	22.95	0.249	2.000	Pass
			1	1	22.95	0.249	2.000	Pass
			1	104	22.68	0.234	2.000	Pass

Test BW	Test Channel	Test Mode	UL RB Number	UL RB Position	Conducted Output AV Power(dBm)	EIRP (W)	Limit (W)	Verdict
NR Band n41								
10	LCH	PI/2 BPSK	12	6	22.98	0.251	2.000	Pass
			1	1	22.94	0.249	2.000	Pass
			1	22	22.97	0.251	2.000	Pass
		QPSK	12	6	23	0.252	2.000	Pass
			1	1	23.04	0.255	2.000	Pass
			1	22	23	0.252	2.000	Pass
	MCH	PI/2 BPSK	12	6	23	0.252	2.000	Pass
			1	1	23	0.252	2.000	Pass
			1	22	22.92	0.248	2.000	Pass
		QPSK	12	6	22.96	0.250	2.000	Pass
			1	1	23.04	0.255	2.000	Pass
			1	22	22.92	0.248	2.000	Pass
	HCH	PI/2 BPSK	12	6	22.59	0.230	2.000	Pass
			1	1	22.56	0.228	2.000	Pass
			1	22	22.59	0.230	2.000	Pass
		QPSK	12	6	22.57	0.229	2.000	Pass
			1	1	22.48	0.224	2.000	Pass
			1	22	22.56	0.228	2.000	Pass
60	LCH	PI/2 BPSK	81	40	23.14	0.261	2.000	Pass
			1	1	22.86	0.244	2.000	Pass
			1	160	22.99	0.252	2.000	Pass
		QPSK	81	40	23.19	0.264	2.000	Pass
			1	1	22.75	0.238	2.000	Pass
			1	160	22.97	0.251	2.000	Pass
	MCH	PI/2 BPSK	81	40	23.04	0.255	2.000	Pass
			1	1	22.95	0.249	2.000	Pass
			1	160	22.68	0.234	2.000	Pass
		QPSK	81	40	23.03	0.254	2.000	Pass
			1	1	23.01	0.253	2.000	Pass
			1	160	22.61	0.231	2.000	Pass
	HCH	PI/2 BPSK	81	40	22.62	0.231	2.000	Pass
			1	1	22.54	0.227	2.000	Pass
			1	160	22.58	0.229	2.000	Pass
		QPSK	81	40	22.61	0.231	2.000	Pass
			1	1	22.46	0.223	2.000	Pass
			1	160	22.52	0.226	2.000	Pass
100	LCH	PI/2 BPSK	135	67	23.2	0.264	2.000	Pass
			1	1	22.96	0.250	2.000	Pass

			1	271	22.85	0.244	2.000	Pass
		QPSK	135	67	23.19	0.264	2.000	Pass
			1	1	22.86	0.244	2.000	Pass
			1	271	22.84	0.243	2.000	Pass
	MCH	PI/2 BPSK	135	67	23.05	0.255	2.000	Pass
			1	1	23.13	0.260	2.000	Pass
			1	271	22.58	0.229	2.000	Pass
		QPSK	135	67	23.05	0.255	2.000	Pass
			1	1	23.04	0.255	2.000	Pass
			1	271	22.53	0.226	2.000	Pass
	HCH	PI/2 BPSK	135	67	22.74	0.238	2.000	Pass
			1	1	22.97	0.251	2.000	Pass
			1	271	22.7	0.236	2.000	Pass
		QPSK	135	67	22.78	0.240	2.000	Pass
			1	1	22.98	0.251	2.000	Pass
			1	271	22.65	0.233	2.000	Pass

Test BW	Test Channel	Test Mode	UL RB Number	UL RB Position	Conducted Output AV Power(dBm)	EIRP (W)	Limit (W)	Verdict
NR Band n66								
5	LCH	PI/2 BPSK	12	6	22.51	0.092	1.000	Pass
			1	1	22.52	0.092	1.000	Pass
			1	23	22.57	0.093	1.000	Pass
		QPSK	12	6	22.64	0.095	1.000	Pass
			1	1	22.55	0.093	1.000	Pass
			1	23	22.57	0.093	1.000	Pass
	MCH	PI/2 BPSK	12	6	22.56	0.093	1.000	Pass
			1	1	22.49	0.091	1.000	Pass
			1	23	22.48	0.091	1.000	Pass
		QPSK	12	6	22.56	0.093	1.000	Pass
			1	1	22.58	0.093	1.000	Pass
			1	23	22.44	0.090	1.000	Pass
	HCH	PI/2 BPSK	12	6	22.55	0.093	1.000	Pass
			1	1	22.51	0.092	1.000	Pass
			1	23	22.53	0.092	1.000	Pass
		QPSK	12	6	22.61	0.094	1.000	Pass
			1	1	22.56	0.093	1.000	Pass
			1	23	22.52	0.092	1.000	Pass
20	LCH	PI/2 BPSK	50	25	22.66	0.095	1.000	Pass
			1	1	22.57	0.093	1.000	Pass
			1	104	22.53	0.092	1.000	Pass
		QPSK	50	25	22.68	0.095	1.000	Pass
			1	1	22.57	0.093	1.000	Pass
			1	104	22.53	0.092	1.000	Pass
	MCH	PI/2 BPSK	50	25	22.61	0.094	1.000	Pass
			1	1	22.49	0.091	1.000	Pass
			1	104	22.43	0.090	1.000	Pass
		QPSK	50	25	22.61	0.094	1.000	Pass
			1	1	22.52	0.092	1.000	Pass
			1	104	22.41	0.090	1.000	Pass
	HCH	PI/2 BPSK	50	25	22.71	0.096	1.000	Pass
			1	1	22.52	0.092	1.000	Pass
			1	104	22.6	0.094	1.000	Pass
		QPSK	50	25	22.7	0.096	1.000	Pass
			1	1	22.53	0.092	1.000	Pass
			1	104	22.56	0.093	1.000	Pass
40	LCH	PI/2 BPSK	108	54	22.61	0.094	1.000	Pass
			1	1	22.47	0.091	1.000	Pass

			1	214	22.42	0.090	1.000	Pass
		QPSK	108	54	22.63	0.094	1.000	Pass
			1	1	22.49	0.091	1.000	Pass
			1	214	22.42	0.090	1.000	Pass
	MCH	PI/2 BPSK	108	54	22.59	0.094	1.000	Pass
			1	1	22.56	0.093	1.000	Pass
			1	214	22.43	0.090	1.000	Pass
		QPSK	108	54	22.61	0.094	1.000	Pass
			1	1	22.56	0.093	1.000	Pass
			1	214	22.47	0.091	1.000	Pass
	HCH	PI/2 BPSK	108	54	22.61	0.094	1.000	Pass
			1	1	22.55	0.093	1.000	Pass
			1	214	22.64	0.095	1.000	Pass
		QPSK	108	54	22.66	0.095	1.000	Pass
			1	1	22.56	0.093	1.000	Pass
			1	214	22.59	0.094	1.000	Pass

Test BW	Test Channel	Test Mode	NR UL RB No.	NR UL RB Pos.	LTE UL RB No.	LTE UL RB Pos.	NR Conducted Output Power (dBm)	LTE Conducted Output Power (dBm)	Total Conducted Output Power (dBm)	EIRP (W)	Limit (W)	Verdict
DC_2A_n7A												
20MHz(LTE) + 5MHz(NR)	LCH	PI/2 BPSK	12	6	0	0	23.25	-34.62	23.25	0.209	2.000	Pass
			1	1	0	0	23.28	-34.68	23.28	0.211	2.000	Pass
			1	23	0	0	23.27	-34.64	23.27	0.210	2.000	Pass
		QPSK	12	6	0	0	23.26	-34.62	23.26	0.210	2.000	Pass
			1	1	0	0	23.23	-34.59	23.23	0.208	2.000	Pass
			1	23	0	0	23.27	-34.57	23.28	0.211	2.000	Pass
	MCH	PI/2 BPSK	12	6	0	0	23.23	-35.06	23.23	0.208	2.000	Pass
			1	1	0	0	23.3	-34.98	23.31	0.212	2.000	Pass
			1	23	0	0	23.23	-34.99	23.23	0.208	2.000	Pass
		QPSK	12	6	0	0	23.25	-35.02	23.26	0.210	2.000	Pass
			1	1	0	0	23.27	-34.96	23.27	0.210	2.000	Pass
			1	23	0	0	23.27	-35.01	23.27	0.210	2.000	Pass
	HCH	PI/2 BPSK	12	6	0	0	23.08	-35.46	23.08	0.201	2.000	Pass
			1	1	0	0	23.09	-35.55	23.09	0.202	2.000	Pass
			1	23	0	0	23.14	-35.45	23.14	0.204	2.000	Pass
		QPSK	12	6	0	0	23.13	-35.49	23.13	0.204	2.000	Pass
			1	1	0	0	23.08	-35.51	23.08	0.201	2.000	Pass
			1	23	0	0	23.1	-35.45	23.1	0.202	2.000	Pass
20MHz(LTE) + 25MHz(NR)	LCH	PI/2 BPSK	64	32	0	0	23.52	-34.61	23.52	0.223	2.000	Pass
			1	1	0	0	23.36	-34.67	23.36	0.215	2.000	Pass
			1	131	0	0	23.35	-34.61	23.35	0.214	2.000	Pass
		QPSK	64	32	0	0	23.56	-34.58	23.56	0.225	2.000	Pass
			1	1	0	0	23.36	-34.5	23.36	0.215	2.000	Pass
			1	131	0	0	23.36	-34.58	23.36	0.215	2.000	Pass
	MCH	PI/2 BPSK	64	32	0	0	23.34	-34.98	23.34	0.214	2.000	Pass
			1	1	0	0	23.4	-35.08	23.4	0.217	2.000	Pass
			1	131	0	0	23.24	-34.96	23.24	0.209	2.000	Pass
		QPSK	64	32	0	0	23.38	-34.97	23.38	0.216	2.000	Pass
			1	1	0	0	23.37	-35.03	23.37	0.215	2.000	Pass
			1	131	0	0	23.23	-35.02	23.24	0.209	2.000	Pass
	HCH	PI/2 BPSK	64	32	0	0	23.22	-35.48	23.22	0.208	2.000	Pass
			1	1	0	0	23.15	-35.42	23.15	0.205	2.000	Pass
			1	131	0	0	23.03	-35.48	23.03	0.199	2.000	Pass
		QPSK	64	32	0	0	23.27	-35.48	23.27	0.210	2.000	Pass
			1	1	0	0	23.17	-35.48	23.17	0.206	2.000	Pass
			1	131	0	0	23.04	-35.43	23.04	0.200	2.000	Pass

20MHz(LTE) + 50MHz(NR)	LCH	PI/2 BPSK	135	67	0	0	23.36	-34.61	23.36	0.215	2.000	Pass
			1	1	0	0	23.19	-34.61	23.19	0.207	2.000	Pass
			1	268	0	0	23.04	-34.65	23.04	0.200	2.000	Pass
		QPSK	135	67	0	0	23.42	-34.56	23.42	0.218	2.000	Pass
			1	1	0	0	23.2	-34.6	23.2	0.207	2.000	Pass
			1	268	0	0	23.03	-34.55	23.03	0.199	2.000	Pass
	MCH	PI/2 BPSK	135	67	0	0	23.3	-35.01	23.3	0.212	2.000	Pass
			1	1	0	0	23.3	-34.99	23.3	0.212	2.000	Pass
			1	268	0	0	22.96	-35.04	22.96	0.196	2.000	Pass
		QPSK	135	67	0	0	23.35	-34.99	23.35	0.214	2.000	Pass
			1	1	0	0	23.28	-35.02	23.28	0.211	2.000	Pass
			1	268	0	0	22.93	-35.05	22.93	0.195	2.000	Pass
	HCH	PI/2 BPSK	135	67	0	0	23.2	-35.47	23.2	0.207	2.000	Pass
			1	1	0	0	23.21	-35.46	23.21	0.207	2.000	Pass
			1	268	0	0	22.88	-35.48	22.88	0.192	2.000	Pass
		QPSK	135	67	0	0	23.25	-35.49	23.26	0.210	2.000	Pass
			1	1	0	0	23.25	-35.47	23.25	0.209	2.000	Pass
			1	268	0	0	22.88	-35.52	22.88	0.192	2.000	Pass

Test BW	Test Channel	Test Mode	NR UL RB No.	NR UL RB Pos.	LTE UL RB No.	LTE UL RB Pos.	NR Conducted Output Power (dBm)	LTE Conducted Output Power (dBm)	Total Conducted Output Power (dBm)	EIRP (W)	Limit (W)	Verdict
DC_2A_n38A												
20MHz(LTE) + 10MHz(NR)	LCH	PI/2 BPSK	12	6	0	0	22.79	-34.56	22.79	0.240	2.000	Pass
			1	1	0	0	22.83	-34.62	22.83	0.243	2.000	Pass
			1	22	0	0	23	-34.67	23	0.252	2.000	Pass
		QPSK	12	6	0	0	22.87	-34.61	22.87	0.245	2.000	Pass
			1	1	0	0	22.89	-34.65	22.9	0.247	2.000	Pass
			1	22	0	0	23.12	-34.67	23.12	0.259	2.000	Pass
	MCH	PI/2 BPSK	12	6	0	0	22.78	-34.98	22.78	0.240	2.000	Pass
			1	1	0	0	22.93	-34.97	22.93	0.248	2.000	Pass
			1	22	0	0	22.84	-34.98	22.84	0.243	2.000	Pass
		QPSK	12	6	0	0	22.92	-34.98	22.92	0.248	2.000	Pass
			1	1	0	0	23.01	-35	23.01	0.253	2.000	Pass
			1	22	0	0	22.92	-35.02	22.92	0.248	2.000	Pass
	HCH	PI/2 BPSK	12	6	0	0	22.81	-35.45	22.81	0.242	2.000	Pass
			1	1	0	0	22.74	-35.42	22.74	0.238	2.000	Pass
			1	22	0	0	22.83	-35.46	22.83	0.243	2.000	Pass
		QPSK	12	6	0	0	22.79	-35.49	22.79	0.240	2.000	Pass
			1	1	0	0	22.91	-35.46	22.91	0.247	2.000	Pass
			1	22	0	0	22.92	-35.49	22.92	0.248	2.000	Pass
20MHz(LTE) + 20MHz(NR)	LCH	PI/2 BPSK	25	12	0	0	22.95	-34.67	22.95	0.249	2.000	Pass
			1	1	0	0	22.66	-34.64	22.66	0.233	2.000	Pass
			1	49	0	0	22.84	-34.65	22.84	0.243	2.000	Pass
		QPSK	25	12	0	0	22.93	-34.65	22.93	0.248	2.000	Pass
			1	1	0	0	22.82	-34.61	22.82	0.242	2.000	Pass
			1	49	0	0	23.01	-34.62	23.01	0.253	2.000	Pass
	MCH	PI/2 BPSK	25	12	0	0	22.87	-35.02	22.87	0.245	2.000	Pass
			1	1	0	0	22.82	-35	22.82	0.242	2.000	Pass
			1	49	0	0	22.69	-35.04	22.69	0.235	2.000	Pass
		QPSK	25	12	0	0	22.86	-34.98	22.86	0.244	2.000	Pass
			1	1	0	0	22.96	-34.96	22.96	0.250	2.000	Pass
			1	49	0	0	22.83	-34.96	22.83	0.243	2.000	Pass
	HCH	PI/2 BPSK	25	12	0	0	22.89	-35.39	22.89	0.246	2.000	Pass
			1	1	0	0	22.74	-35.42	22.74	0.238	2.000	Pass
			1	49	0	0	22.66	-35.45	22.66	0.233	2.000	Pass
		QPSK	25	12	0	0	22.98	-35.44	22.98	0.251	2.000	Pass
			1	1	0	0	22.87	-35.47	22.87	0.245	2.000	Pass
			1	49	0	0	22.81	-35.48	22.81	0.242	2.000	Pass

20MHz(LTE) + 40MHz(NR)	LCH	PI/2 BPSK	50	25	0	0	22.99	-34.62	22.99	0.252	2.000	Pass
			1	1	0	0	22.72	-34.61	22.72	0.237	2.000	Pass
			1	104	0	0	22.79	-34.67	22.79	0.240	2.000	Pass
		QPSK	50	25	0	0	22.95	-34.64	22.95	0.249	2.000	Pass
			1	1	0	0	22.87	-34.6	22.88	0.245	2.000	Pass
			1	104	0	0	22.93	-34.63	22.93	0.248	2.000	Pass
	MCH	PI/2 BPSK	50	25	0	0	22.9	-35.03	22.9	0.247	2.000	Pass
			1	1	0	0	22.86	-35.01	22.86	0.244	2.000	Pass
			1	104	0	0	22.77	-34.96	22.77	0.239	2.000	Pass
		QPSK	50	25	0	0	22.93	-35.02	22.93	0.248	2.000	Pass
			1	1	0	0	22.98	-34.99	22.98	0.251	2.000	Pass
			1	104	0	0	22.9	-35.05	22.9	0.247	2.000	Pass
	HCH	PI/2 BPSK	50	25	0	0	22.86	-35.48	22.86	0.244	2.000	Pass
			1	1	0	0	22.91	-35.43	22.91	0.247	2.000	Pass
			1	104	0	0	22.74	-35.51	22.74	0.238	2.000	Pass
		QPSK	50	25	0	0	22.88	-35.48	22.88	0.245	2.000	Pass
			1	1	0	0	23.06	-35.51	23.06	0.256	2.000	Pass
			1	104	0	0	22.85	-35.56	22.85	0.244	2.000	Pass

Test BW	Test Channel	Test Mode	NR UL RB No.	NR UL RB Pos.	LTE UL RB No.	LTE UL RB Pos.	NR Conducted Output Power (dBm)	LTE Conducted Output Power (dBm)	Total Conducted Output Power (dBm)	EIRP (W)	Limit (W)	Verdict
DC_2A_n41A												
20MHz(LTE) + 10MHz(NR)	LCH	PI/2 BPSK	12	6	0	0	22.84	-34.62	22.84	0.243	2.000	Pass
			1	1	0	0	22.81	-34.6	22.81	0.242	2.000	Pass
			1	22	0	0	22.9	-34.62	22.9	0.247	2.000	Pass
		QPSK	12	6	0	0	22.91	-34.67	22.91	0.247	2.000	Pass
			1	1	0	0	22.69	-34.58	22.69	0.235	2.000	Pass
			1	22	0	0	22.86	-34.63	22.86	0.244	2.000	Pass
	MCH	PI/2 BPSK	12	6	0	0	22.89	-35.01	22.89	0.246	2.000	Pass
			1	1	0	0	22.98	-35.02	22.99	0.252	2.000	Pass
			1	22	0	0	22.88	-34.91	22.88	0.245	2.000	Pass
		QPSK	12	6	0	0	22.9	-34.99	22.9	0.247	2.000	Pass
			1	1	0	0	22.95	-34.98	22.96	0.250	2.000	Pass
			1	22	0	0	22.86	-34.98	22.86	0.244	2.000	Pass
	HCH	PI/2 BPSK	12	6	0	0	22.96	-35.43	22.96	0.250	2.000	Pass
			1	1	0	0	22.95	-35.48	22.95	0.249	2.000	Pass
			1	22	0	0	23.02	-35.49	23.02	0.254	2.000	Pass
		QPSK	12	6	0	0	22.97	-35.44	22.97	0.251	2.000	Pass
			1	1	0	0	22.89	-35.43	22.89	0.246	2.000	Pass
			1	22	0	0	22.96	-35.5	22.96	0.250	2.000	Pass
20MHz(LTE) + 60MHz(NR)	LCH	PI/2 BPSK	81	40	0	0	22.97	-34.6	22.97	0.251	2.000	Pass
			1	1	0	0	22.77	-34.62	22.77	0.239	2.000	Pass
			1	160	0	0	22.75	-34.57	22.76	0.239	2.000	Pass
		QPSK	81	40	0	0	22.98	-34.56	22.98	0.251	2.000	Pass
			1	1	0	0	22.73	-34.57	22.73	0.237	2.000	Pass
			1	160	0	0	22.77	-34.63	22.77	0.239	2.000	Pass
	MCH	PI/2 BPSK	81	40	0	0	22.95	-34.98	22.95	0.249	2.000	Pass
			1	1	0	0	22.68	-34.95	22.68	0.234	2.000	Pass
			1	160	0	0	22.7	-34.92	22.7	0.236	2.000	Pass
		QPSK	81	40	0	0	22.95	-34.99	22.95	0.249	2.000	Pass
			1	1	0	0	22.63	-35	22.63	0.232	2.000	Pass
			1	160	0	0	22.7	-34.95	22.7	0.236	2.000	Pass
	HCH	PI/2 BPSK	81	40	0	0	23.03	-35.47	23.03	0.254	2.000	Pass
			1	1	0	0	22.94	-35.5	22.94	0.249	2.000	Pass
			1	160	0	0	22.9	-35.48	22.9	0.247	2.000	Pass
		QPSK	81	40	0	0	23.03	-35.48	23.03	0.254	2.000	Pass
			1	1	0	0	22.91	-35.44	22.91	0.247	2.000	Pass
			1	160	0	0	22.85	-35.47	22.85	0.244	2.000	Pass

20MHz(LTE) + 100MHz(NR)	LCH	PI/2 BPSK	135	67	0	0	22.98	-34.6	22.98	0.251	2.000	Pass
			1	1	0	0	22.86	-34.6	22.86	0.244	2.000	Pass
			1	271	0	0	22.69	-34.66	22.69	0.235	2.000	Pass
		QPSK	135	67	0	0	22.98	-34.55	22.98	0.251	2.000	Pass
			1	1	0	0	22.79	-34.62	22.79	0.240	2.000	Pass
			1	271	0	0	22.77	-34.57	22.77	0.239	2.000	Pass
	MCH	PI/2 BPSK	135	67	0	0	22.96	-34.99	22.96	0.250	2.000	Pass
			1	1	0	0	23.01	-35.02	23.01	0.253	2.000	Pass
			1	271	0	0	22.8	-34.96	22.8	0.241	2.000	Pass
		QPSK	135	67	0	0	22.93	-34.96	22.93	0.248	2.000	Pass
			1	1	0	0	22.98	-35.01	22.98	0.251	2.000	Pass
			1	271	0	0	22.73	-34.96	22.73	0.237	2.000	Pass
	HCH	PI/2 BPSK	135	67	0	0	23.05	-35.5	23.05	0.255	2.000	Pass
			1	1	0	0	23.01	-35.49	23.01	0.253	2.000	Pass
			1	271	0	0	22.92	-35.49	22.92	0.248	2.000	Pass
		QPSK	135	67	0	0	23.06	-35.41	23.06	0.256	2.000	Pass
			1	1	0	0	23.02	-35.42	23.02	0.254	2.000	Pass
			1	271	0	0	22.86	-35.47	22.86	0.244	2.000	Pass

Test BW	Test Channel	Test Mode	NR UL RB No.	NR UL RB Pos.	LTE UL RB No.	LTE UL RB Pos.	NR Conducted Output Power (dBm)	LTE Conducted Output Power (dBm)	Total Conducted Output Power (dBm)	EIRP (W)	Limit (W)	Verdict
DC_2A_n66A												
20MHz(LTE) + 5MHz(NR)	LCH	PI/2 BPSK	12	6	0	0	23.26	-34.65	23.26	0.109	1.000	Pass
			1	1	0	0	23.36	-34.61	23.36	0.112	1.000	Pass
			1	23	0	0	23.41	-34.67	23.41	0.113	1.000	Pass
		QPSK	12	6	0	0	23.32	-34.58	23.33	0.111	1.000	Pass
			1	1	0	0	23.31	-34.6	23.31	0.110	1.000	Pass
			1	23	0	0	23.38	-34.64	23.38	0.112	1.000	Pass
	MCH	PI/2 BPSK	12	6	0	0	23.18	-34.98	23.18	0.107	1.000	Pass
			1	1	0	0	23.28	-34.91	23.28	0.110	1.000	Pass
			1	23	0	0	23.37	-34.97	23.37	0.112	1.000	Pass
		QPSK	12	6	0	0	23.27	-34.99	23.27	0.109	1.000	Pass
			1	1	0	0	23.29	-34.99	23.29	0.110	1.000	Pass
			1	23	0	0	23.33	-34.94	23.33	0.111	1.000	Pass
	HCH	PI/2 BPSK	12	6	0	0	23.19	-35.52	23.19	0.107	1.000	Pass
			1	1	0	0	23.25	-35.53	23.25	0.109	1.000	Pass
			1	23	0	0	23.25	-35.44	23.25	0.109	1.000	Pass
		QPSK	12	6	0	0	23.27	-35.46	23.27	0.109	1.000	Pass
			1	1	0	0	23.25	-35.52	23.25	0.109	1.000	Pass
			1	23	0	0	23.24	-35.43	23.24	0.109	1.000	Pass
20MHz(LTE) + 20MHz(NR)	LCH	PI/2 BPSK	50	25	0	0	23.38	-34.65	23.38	0.112	1.000	Pass
			1	1	0	0	23.27	-34.61	23.27	0.109	1.000	Pass
			1	104	0	0	23.37	-34.61	23.37	0.112	1.000	Pass
		QPSK	50	25	0	0	23.46	-34.65	23.46	0.114	1.000	Pass
			1	1	0	0	23.4	-34.61	23.4	0.113	1.000	Pass
			1	104	0	0	23.37	-34.62	23.37	0.112	1.000	Pass
	MCH	PI/2 BPSK	50	25	0	0	23.34	-35	23.34	0.111	1.000	Pass
			1	1	0	0	23.31	-34.97	23.31	0.110	1.000	Pass
			1	104	0	0	23.19	-35.02	23.19	0.107	1.000	Pass
		QPSK	50	25	0	0	23.4	-35.05	23.4	0.113	1.000	Pass
			1	1	0	0	23.32	-35.03	23.32	0.111	1.000	Pass
			1	104	0	0	23.21	-35.02	23.21	0.108	1.000	Pass
	HCH	PI/2 BPSK	50	25	0	0	23.31	-35.51	23.31	0.110	1.000	Pass
			1	1	0	0	23.24	-35.46	23.24	0.109	1.000	Pass
			1	104	0	0	23.24	-35.48	23.24	0.109	1.000	Pass
		QPSK	50	25	0	0	23.38	-35.45	23.38	0.112	1.000	Pass
			1	1	0	0	23.25	-35.41	23.25	0.109	1.000	Pass
			1	104	0	0	23.28	-35.47	23.28	0.110	1.000	Pass

20MHz(LTE) + 40MHz(NR)	LCH	PI/2 BPSK	108	54	0	0	23.39	-34.68	23.39	0.112	1.000	Pass
			1	1	0	0	23.38	-34.6	23.38	0.112	1.000	Pass
			1	214	0	0	23.27	-34.62	23.27	0.109	1.000	Pass
		QPSK	108	54	0	0	23.39	-34.64	23.39	0.112	1.000	Pass
			1	1	0	0	23.47	-34.6	23.47	0.115	1.000	Pass
			1	214	0	0	23.28	-34.61	23.28	0.110	1.000	Pass
	MCH	PI/2 BPSK	108	54	0	0	23.28	-34.96	23.28	0.110	1.000	Pass
			1	1	0	0	23.29	-35.03	23.29	0.110	1.000	Pass
			1	214	0	0	23.33	-35.04	23.33	0.111	1.000	Pass
		QPSK	108	54	0	0	23.32	-34.99	23.32	0.111	1.000	Pass
			1	1	0	0	23.3	-34.97	23.3	0.110	1.000	Pass
			1	214	0	0	23.33	-34.99	23.33	0.111	1.000	Pass
	HCH	PI/2 BPSK	108	54	0	0	23.34	-35.45	23.34	0.111	1.000	Pass
			1	1	0	0	23.42	-35.51	23.42	0.113	1.000	Pass
			1	214	0	0	23.25	-35.49	23.25	0.109	1.000	Pass
		QPSK	108	54	0	0	23.39	-35.55	23.39	0.112	1.000	Pass
			1	1	0	0	23.34	-35.49	23.34	0.111	1.000	Pass
			1	214	0	0	23.25	-35.48	23.25	0.109	1.000	Pass

Test BW	Test Channel	Test Mode	NR UL RB No.	NR UL RB Pos.	LTE UL RB No.	LTE UL RB Pos.	NR Conducted Output Power (dBm)	LTE Conducted Output Power (dBm)	Total Conducted Output Power (dBm)	EIRP (W)	Limit (W)	Verdict
DC_4A_n7A												
20MHz(LTE) + 5MHz(NR)	LCH	PI/2 BPSK	12	6	0	0	23.26	-34.84	23.26	0.210	2.000	Pass
			1	1	0	0	23.25	-34.9	23.25	0.209	2.000	Pass
			1	23	0	0	23.33	-34.83	23.33	0.213	2.000	Pass
		QPSK	12	6	0	0	23.27	-34.86	23.27	0.210	2.000	Pass
			1	1	0	0	23.21	-34.8	23.21	0.207	2.000	Pass
			1	23	0	0	23.3	-34.8	23.3	0.212	2.000	Pass
	MCH	PI/2 BPSK	12	6	0	0	23.23	-34.78	23.23	0.208	2.000	Pass
			1	1	0	0	23.31	-34.79	23.31	0.212	2.000	Pass
			1	23	0	0	23.22	-34.73	23.22	0.208	2.000	Pass
		QPSK	12	6	0	0	23.26	-34.8	23.26	0.210	2.000	Pass
			1	1	0	0	23.3	-34.72	23.3	0.212	2.000	Pass
			1	23	0	0	23.21	-34.8	23.21	0.207	2.000	Pass
	HCH	PI/2 BPSK	12	6	0	0	23.06	-34.67	23.06	0.200	2.000	Pass
			1	1	0	0	23.11	-34.67	23.11	0.203	2.000	Pass
			1	23	0	0	23.15	-34.72	23.15	0.205	2.000	Pass
		QPSK	12	6	0	0	23.13	-34.69	23.13	0.204	2.000	Pass
			1	1	0	0	23.09	-34.68	23.09	0.202	2.000	Pass
			1	23	0	0	23.12	-34.66	23.12	0.203	2.000	Pass
20MHz(LTE) + 25MHz(NR)	LCH	PI/2 BPSK	64	32	0	0	23.48	-34.86	23.48	0.221	2.000	Pass
			1	1	0	0	23.33	-34.82	23.33	0.213	2.000	Pass
			1	131	0	0	23.33	-34.79	23.33	0.213	2.000	Pass
		QPSK	64	32	0	0	23.55	-34.8	23.55	0.224	2.000	Pass
			1	1	0	0	23.36	-34.83	23.36	0.215	2.000	Pass
			1	131	0	0	23.29	-34.76	23.29	0.211	2.000	Pass
	MCH	PI/2 BPSK	64	32	0	0	23.35	-34.8	23.35	0.214	2.000	Pass
			1	1	0	0	23.37	-34.8	23.37	0.215	2.000	Pass
			1	131	0	0	23.27	-34.78	23.27	0.210	2.000	Pass
		QPSK	64	32	0	0	23.44	-34.76	23.44	0.219	2.000	Pass
			1	1	0	0	23.5	-34.8	23.5	0.222	2.000	Pass
			1	131	0	0	23.24	-34.78	23.24	0.209	2.000	Pass
	HCH	PI/2 BPSK	64	32	0	0	23.21	-34.69	23.21	0.207	2.000	Pass
			1	1	0	0	23.17	-34.71	23.17	0.206	2.000	Pass
			1	131	0	0	23.04	-34.64	23.04	0.200	2.000	Pass
		QPSK	64	32	0	0	23.29	-34.68	23.29	0.211	2.000	Pass
			1	1	0	0	23.21	-34.66	23.21	0.207	2.000	Pass
			1	131	0	0	23.05	-34.65	23.05	0.200	2.000	Pass

20MHz(LTE) + 50MHz(NR)	LCH	PI/2 BPSK	135	67	0	0	23.34	-34.78	23.34	0.214	2.000	Pass
			1	1	0	0	23.23	-34.84	23.23	0.208	2.000	Pass
			1	268	0	0	23.06	-34.81	23.06	0.200	2.000	Pass
		QPSK	135	67	0	0	23.39	-34.77	23.39	0.216	2.000	Pass
			1	1	0	0	23.21	-34.81	23.21	0.207	2.000	Pass
			1	268	0	0	23.07	-34.75	23.07	0.201	2.000	Pass
	MCH	PI/2 BPSK	135	67	0	0	23.34	-34.76	23.34	0.214	2.000	Pass
			1	1	0	0	23.29	-34.77	23.29	0.211	2.000	Pass
			1	268	0	0	22.95	-34.74	22.95	0.195	2.000	Pass
		QPSK	135	67	0	0	23.38	-34.75	23.38	0.216	2.000	Pass
			1	1	0	0	23.3	-34.79	23.3	0.212	2.000	Pass
			1	268	0	0	22.96	-34.74	22.96	0.196	2.000	Pass
	HCH	PI/2 BPSK	135	67	0	0	23.21	-34.74	23.21	0.207	2.000	Pass
			1	1	0	0	23.23	-34.65	23.23	0.208	2.000	Pass
			1	268	0	0	22.87	-34.69	22.87	0.192	2.000	Pass
		QPSK	135	67	0	0	23.28	-34.65	23.28	0.211	2.000	Pass
			1	1	0	0	23.3	-34.7	23.3	0.212	2.000	Pass
			1	268	0	0	22.89	-34.67	22.89	0.193	2.000	Pass

Test BW	Test Channel	Test Mode	NR UL RB No.	NR UL RB Pos.	LTE UL RB No.	LTE UL RB Pos.	NR Conducted Output Power (dBm)	LTE Conducted Output Power (dBm)	Total Conducted Output Power (dBm)	EIRP (W)	Limit (W)	Verdict
DC_4A_n38A												
20MHz(LTE) + 10MHz(NR)	LCH	PI/2 BPSK	12	6	0	0	22.86	-34.82	22.86	0.244	2.000	Pass
			1	1	0	0	22.84	-34.86	22.84	0.243	2.000	Pass
			1	22	0	0	22.99	-34.8	22.99	0.252	2.000	Pass
		QPSK	12	6	0	0	22.91	-34.83	22.91	0.247	2.000	Pass
			1	1	0	0	22.92	-34.78	22.92	0.248	2.000	Pass
			1	22	0	0	23.11	-34.81	23.11	0.259	2.000	Pass
	MCH	PI/2 BPSK	12	6	0	0	22.73	-34.78	22.73	0.237	2.000	Pass
			1	1	0	0	22.94	-34.76	22.94	0.249	2.000	Pass
			1	22	0	0	22.83	-34.84	22.83	0.243	2.000	Pass
		QPSK	12	6	0	0	22.91	-34.79	22.91	0.247	2.000	Pass
			1	1	0	0	23.04	-34.83	23.04	0.255	2.000	Pass
			1	22	0	0	22.92	-34.78	22.92	0.248	2.000	Pass
	HCH	PI/2 BPSK	12	6	0	0	22.76	-34.7	22.76	0.239	2.000	Pass
			1	1	0	0	22.81	-34.7	22.81	0.242	2.000	Pass
			1	22	0	0	22.82	-34.61	22.82	0.242	2.000	Pass
		QPSK	12	6	0	0	22.86	-34.73	22.86	0.244	2.000	Pass
			1	1	0	0	22.92	-34.64	22.92	0.248	2.000	Pass
			1	22	0	0	22.91	-34.65	22.91	0.247	2.000	Pass
20MHz(LTE) + 20MHz(NR)	LCH	PI/2 BPSK	25	12	0	0	22.96	-34.81	22.96	0.250	2.000	Pass
			1	1	0	0	22.7	-34.79	22.7	0.236	2.000	Pass
			1	49	0	0	22.85	-34.8	22.85	0.244	2.000	Pass
		QPSK	25	12	0	0	22.94	-34.82	22.94	0.249	2.000	Pass
			1	1	0	0	22.85	-34.81	22.85	0.244	2.000	Pass
			1	49	0	0	22.97	-34.77	22.97	0.251	2.000	Pass
	MCH	PI/2 BPSK	25	12	0	0	22.88	-34.76	22.88	0.245	2.000	Pass
			1	1	0	0	22.84	-34.77	22.84	0.243	2.000	Pass
			1	49	0	0	22.7	-34.73	22.7	0.236	2.000	Pass
		QPSK	25	12	0	0	22.86	-34.74	22.86	0.244	2.000	Pass
			1	1	0	0	22.97	-34.73	22.97	0.251	2.000	Pass
			1	49	0	0	22.84	-34.75	22.84	0.243	2.000	Pass
	HCH	PI/2 BPSK	25	12	0	0	22.88	-34.69	22.88	0.245	2.000	Pass
			1	1	0	0	22.72	-34.73	22.72	0.237	2.000	Pass
			1	49	0	0	22.59	-34.69	22.59	0.230	2.000	Pass
		QPSK	25	12	0	0	22.91	-34.68	22.91	0.247	2.000	Pass
			1	1	0	0	22.89	-34.72	22.89	0.246	2.000	Pass
			1	49	0	0	22.82	-34.7	22.82	0.242	2.000	Pass

20MHz(LTE) + 40MHz(NR)	LCH	PI/2 BPSK	50	25	0	0	22.97	-34.83	22.97	0.251	2.000	Pass
			1	1	0	0	22.8	-34.85	22.8	0.241	2.000	Pass
			1	104	0	0	22.82	-34.84	22.82	0.242	2.000	Pass
		QPSK	50	25	0	0	22.98	-34.84	22.99	0.252	2.000	Pass
			1	1	0	0	22.87	-34.76	22.87	0.245	2.000	Pass
			1	104	0	0	22.94	-34.84	22.94	0.249	2.000	Pass
	MCH	PI/2 BPSK	50	25	0	0	22.9	-34.74	22.9	0.247	2.000	Pass
			1	1	0	0	22.84	-34.78	22.84	0.243	2.000	Pass
			1	104	0	0	22.81	-34.78	22.81	0.242	2.000	Pass
		QPSK	50	25	0	0	22.92	-34.74	22.92	0.248	2.000	Pass
			1	1	0	0	22.97	-34.85	22.97	0.251	2.000	Pass
			1	104	0	0	22.92	-34.77	22.92	0.248	2.000	Pass
	HCH	PI/2 BPSK	50	25	0	0	22.89	-34.73	22.89	0.246	2.000	Pass
			1	1	0	0	22.95	-34.71	22.95	0.249	2.000	Pass
			1	104	0	0	22.73	-34.71	22.73	0.237	2.000	Pass
		QPSK	50	25	0	0	22.86	-34.66	22.86	0.244	2.000	Pass
			1	1	0	0	23.05	-34.69	23.05	0.255	2.000	Pass
			1	104	0	0	22.86	-34.71	22.86	0.244	2.000	Pass

Test BW	Test Channel	Test Mode	NR UL RB No.	NR UL RB Pos.	LTE UL RB No.	LTE UL RB Pos.	NR Conducted Output Power (dBm)	LTE Conducted Output Power (dBm)	Total Conducted Output Power (dBm)	EIRP (W)	Limit (W)	Verdict
DC_5A_n7A												
10MHz(LTE) + 5MHz(NR)	LCH	PI/2 BPSK	12	6	0	0	23.29	-38.73	23.29	0.211	2.000	Pass
			1	1	0	0	23.31	-38.79	23.31	0.212	2.000	Pass
			1	23	0	0	23.34	-38.77	23.35	0.214	2.000	Pass
		QPSK	12	6	0	0	23.32	-38.8	23.32	0.213	2.000	Pass
			1	1	0	0	23.25	-38.72	23.25	0.209	2.000	Pass
			1	23	0	0	23.31	-38.72	23.31	0.212	2.000	Pass
	MCH	PI/2 BPSK	12	6	0	0	23.27	-38.7	23.27	0.210	2.000	Pass
			1	1	0	0	23.37	-38.76	23.37	0.215	2.000	Pass
			1	23	0	0	23.27	-38.69	23.27	0.210	2.000	Pass
		QPSK	12	6	0	0	23.3	-38.7	23.3	0.212	2.000	Pass
			1	1	0	0	23.34	-38.71	23.34	0.214	2.000	Pass
			1	23	0	0	23.24	-38.65	23.24	0.209	2.000	Pass
	HCH	PI/2 BPSK	12	6	0	0	23.11	-38.62	23.11	0.203	2.000	Pass
			1	1	0	0	23.14	-38.63	23.14	0.204	2.000	Pass
			1	23	0	0	23.16	-38.64	23.16	0.205	2.000	Pass
		QPSK	12	6	0	0	23.12	-38.69	23.12	0.203	2.000	Pass
			1	1	0	0	23.11	-38.68	23.11	0.203	2.000	Pass
			1	23	0	0	23.11	-38.6	23.11	0.203	2.000	Pass
10MHz(LTE) + 25MHz(NR)	LCH	PI/2 BPSK	64	32	0	0	23.5	-38.76	23.5	0.222	2.000	Pass
			1	1	0	0	23.36	-38.73	23.36	0.215	2.000	Pass
			1	131	0	0	23.33	-38.73	23.33	0.213	2.000	Pass
		QPSK	64	32	0	0	23.59	-38.66	23.59	0.226	2.000	Pass
			1	1	0	0	23.37	-38.74	23.37	0.215	2.000	Pass
			1	131	0	0	23.39	-38.73	23.39	0.216	2.000	Pass
	MCH	PI/2 BPSK	64	32	0	0	23.42	-38.72	23.42	0.218	2.000	Pass
			1	1	0	0	23.48	-38.66	23.48	0.221	2.000	Pass
			1	131	0	0	23.26	-38.72	23.26	0.210	2.000	Pass
		QPSK	64	32	0	0	23.45	-38.75	23.45	0.219	2.000	Pass
			1	1	0	0	23.41	-38.64	23.41	0.217	2.000	Pass
			1	131	0	0	23.27	-38.68	23.27	0.210	2.000	Pass
	HCH	PI/2 BPSK	64	32	0	0	23.22	-38.65	23.22	0.208	2.000	Pass
			1	1	0	0	23.21	-38.68	23.22	0.208	2.000	Pass
			1	131	0	0	23.04	-38.61	23.04	0.200	2.000	Pass
		QPSK	64	32	0	0	23.29	-38.68	23.29	0.211	2.000	Pass
			1	1	0	0	23.22	-38.62	23.22	0.208	2.000	Pass
			1	131	0	0	23.07	-38.66	23.07	0.201	2.000	Pass

10MHz(LTE) + 50MHz(NR)	LCH	PI/2 BPSK	135	67	0	0	23.39	-38.74	23.39	0.216	2.000	Pass
			1	1	0	0	23.22	-38.7	23.22	0.208	2.000	Pass
			1	268	0	0	23.09	-38.74	23.09	0.202	2.000	Pass
		QPSK	135	67	0	0	23.45	-38.73	23.45	0.219	2.000	Pass
			1	1	0	0	23.23	-38.69	23.23	0.208	2.000	Pass
			1	268	0	0	23.05	-38.74	23.05	0.200	2.000	Pass
	MCH	PI/2 BPSK	135	67	0	0	23.33	-38.69	23.33	0.213	2.000	Pass
			1	1	0	0	23.36	-38.7	23.36	0.215	2.000	Pass
			1	268	0	0	22.97	-38.8	22.97	0.196	2.000	Pass
		QPSK	135	67	0	0	23.39	-38.74	23.39	0.216	2.000	Pass
			1	1	0	0	23.45	-38.67	23.45	0.219	2.000	Pass
			1	268	0	0	22.97	-38.76	22.97	0.196	2.000	Pass
	HCH	PI/2 BPSK	135	67	0	0	23.23	-38.59	23.23	0.208	2.000	Pass
			1	1	0	0	23.23	-38.62	23.23	0.208	2.000	Pass
			1	268	0	0	22.88	-38.62	22.88	0.192	2.000	Pass
		QPSK	135	67	0	0	23.3	-38.7	23.3	0.212	2.000	Pass
			1	1	0	0	23.27	-38.64	23.27	0.210	2.000	Pass
			1	268	0	0	22.88	-38.7	22.88	0.192	2.000	Pass

Test BW	Test Channel	Test Mode	NR UL RB No.	NR UL RB Pos.	LTE UL RB No.	LTE UL RB Pos.	NR Conducted Output Power (dBm)	LTE Conducted Output Power (dBm)	Total Conducted Output Power (dBm)	EIRP (W)	Limit (W)	Verdict
DC_5A_n38A												
10MHz(LTE) + 10MHz(NR)	LCH	PI/2 BPSK	12	6	0	0	22.91	-38.7	22.91	0.247	2.000	Pass
			1	1	0	0	22.82	-38.71	22.82	0.242	2.000	Pass
			1	22	0	0	23	-38.72	23	0.252	2.000	Pass
		QPSK	12	6	0	0	22.89	-38.85	22.89	0.246	2.000	Pass
			1	1	0	0	22.93	-38.8	22.93	0.248	2.000	Pass
			1	22	0	0	23.11	-38.72	23.11	0.259	2.000	Pass
	MCH	PI/2 BPSK	12	6	0	0	22.81	-38.72	22.81	0.242	2.000	Pass
			1	1	0	0	22.96	-38.71	22.96	0.250	2.000	Pass
			1	22	0	0	22.87	-38.7	22.87	0.245	2.000	Pass
		QPSK	12	6	0	0	22.87	-38.66	22.87	0.245	2.000	Pass
			1	1	0	0	23.05	-38.69	23.05	0.255	2.000	Pass
			1	22	0	0	22.93	-38.76	22.93	0.248	2.000	Pass
	HCH	PI/2 BPSK	12	6	0	0	22.75	-38.68	22.75	0.238	2.000	Pass
			1	1	0	0	22.78	-38.68	22.78	0.240	2.000	Pass
			1	22	0	0	22.82	-38.68	22.83	0.243	2.000	Pass
		QPSK	12	6	0	0	22.92	-38.62	22.92	0.248	2.000	Pass
			1	1	0	0	22.9	-38.69	22.9	0.247	2.000	Pass
			1	22	0	0	22.92	-38.63	22.92	0.248	2.000	Pass
10MHz(LTE) + 20MHz(NR)	LCH	PI/2 BPSK	25	12	0	0	22.99	-38.65	22.99	0.252	2.000	Pass
			1	1	0	0	22.66	-38.77	22.66	0.233	2.000	Pass
			1	49	0	0	22.86	-38.85	22.86	0.244	2.000	Pass
		QPSK	25	12	0	0	22.97	-38.73	22.97	0.251	2.000	Pass
			1	1	0	0	22.81	-38.76	22.81	0.242	2.000	Pass
			1	49	0	0	23	-38.7	23	0.252	2.000	Pass
	MCH	PI/2 BPSK	25	12	0	0	22.87	-38.74	22.88	0.245	2.000	Pass
			1	1	0	0	22.84	-38.66	22.84	0.243	2.000	Pass
			1	49	0	0	22.68	-38.81	22.68	0.234	2.000	Pass
		QPSK	25	12	0	0	22.92	-38.67	22.92	0.248	2.000	Pass
			1	1	0	0	22.96	-38.61	22.96	0.250	2.000	Pass
			1	49	0	0	22.84	-38.69	22.85	0.244	2.000	Pass
	HCH	PI/2 BPSK	25	12	0	0	22.91	-38.67	22.91	0.247	2.000	Pass
			1	1	0	0	22.72	-38.64	22.72	0.237	2.000	Pass
			1	49	0	0	22.65	-38.7	22.65	0.233	2.000	Pass
		QPSK	25	12	0	0	22.77	-38.66	22.77	0.239	2.000	Pass
			1	1	0	0	22.86	-38.67	22.86	0.244	2.000	Pass
			1	49	0	0	22.83	-38.75	22.83	0.243	2.000	Pass

10MHz(LTE) + 40MHz(NR)	LCH	PI/2 BPSK	50	25	0	0	23	-38.77	23	0.252	2.000	Pass
			1	1	0	0	22.71	-38.76	22.71	0.236	2.000	Pass
			1	104	0	0	22.84	-38.72	22.84	0.243	2.000	Pass
		QPSK	50	25	0	0	22.89	-38.7	22.89	0.246	2.000	Pass
			1	1	0	0	22.86	-38.75	22.86	0.244	2.000	Pass
			1	104	0	0	22.96	-38.78	22.96	0.250	2.000	Pass
	MCH	PI/2 BPSK	50	25	0	0	22.93	-38.74	22.93	0.248	2.000	Pass
			1	1	0	0	22.84	-38.72	22.84	0.243	2.000	Pass
			1	104	0	0	22.75	-38.7	22.75	0.238	2.000	Pass
		QPSK	50	25	0	0	22.94	-38.78	22.94	0.249	2.000	Pass
			1	1	0	0	22.99	-38.66	22.99	0.252	2.000	Pass
			1	104	0	0	22.93	-38.6	22.93	0.248	2.000	Pass
	HCH	PI/2 BPSK	50	25	0	0	22.87	-38.71	22.87	0.245	2.000	Pass
			1	1	0	0	22.94	-38.74	22.94	0.249	2.000	Pass
			1	104	0	0	22.72	-38.7	22.72	0.237	2.000	Pass
		QPSK	50	25	0	0	22.85	-38.72	22.85	0.244	2.000	Pass
			1	1	0	0	23.07	-38.65	23.07	0.256	2.000	Pass
			1	104	0	0	22.87	-38.73	22.87	0.245	2.000	Pass

Test BW	Test Channel	Test Mode	NR UL RB No.	NR UL RB Pos.	LTE UL RB No.	LTE UL RB Pos.	NR Conducted Output Power (dBm)	LTE Conducted Output Power (dBm)	Total Conducted Output Power (dBm)	EIRP (W)	Limit (W)	Verdict
DC_5A_n66A												
10MHz(LTE) + 5MHz(NR)	LCH	PI/2 BPSK	12	6	0	0	23.26	-38.72	23.26	0.109	1.000	Pass
			1	1	0	0	23.3	-38.81	23.31	0.110	1.000	Pass
			1	23	0	0	23.4	-38.77	23.4	0.113	1.000	Pass
		QPSK	12	6	0	0	23.27	-38.77	23.27	0.109	1.000	Pass
			1	1	0	0	23.27	-38.77	23.27	0.109	1.000	Pass
			1	23	0	0	23.33	-38.84	23.33	0.111	1.000	Pass
	MCH	PI/2 BPSK	12	6	0	0	23.21	-38.65	23.21	0.108	1.000	Pass
			1	1	0	0	23.34	-38.72	23.34	0.111	1.000	Pass
			1	23	0	0	23.37	-38.66	23.37	0.112	1.000	Pass
		QPSK	12	6	0	0	23.27	-38.62	23.27	0.109	1.000	Pass
			1	1	0	0	23.31	-38.67	23.31	0.110	1.000	Pass
			1	23	0	0	23.29	-38.67	23.29	0.110	1.000	Pass
	HCH	PI/2 BPSK	12	6	0	0	23.2	-38.64	23.2	0.108	1.000	Pass
			1	1	0	0	23.24	-38.6	23.24	0.109	1.000	Pass
			1	23	0	0	23.26	-38.73	23.26	0.109	1.000	Pass
		QPSK	12	6	0	0	23.29	-38.72	23.29	0.110	1.000	Pass
			1	1	0	0	23.26	-38.65	23.26	0.109	1.000	Pass
			1	23	0	0	23.23	-38.66	23.24	0.109	1.000	Pass
10MHz(LTE) + 20MHz(NR)	LCH	PI/2 BPSK	50	25	0	0	23.43	-38.71	23.43	0.114	1.000	Pass
			1	1	0	0	23.32	-38.76	23.32	0.111	1.000	Pass
			1	104	0	0	23.38	-38.7	23.38	0.112	1.000	Pass
		QPSK	50	25	0	0	23.45	-38.69	23.45	0.114	1.000	Pass
			1	1	0	0	23.34	-38.79	23.35	0.111	1.000	Pass
			1	104	0	0	23.38	-38.85	23.38	0.112	1.000	Pass
	MCH	PI/2 BPSK	50	25	0	0	23.35	-38.55	23.35	0.111	1.000	Pass
			1	1	0	0	23.34	-38.65	23.34	0.111	1.000	Pass
			1	104	0	0	23.23	-38.63	23.23	0.108	1.000	Pass
		QPSK	50	25	0	0	23.4	-38.7	23.4	0.113	1.000	Pass
			1	1	0	0	23.33	-38.7	23.33	0.111	1.000	Pass
			1	104	0	0	23.23	-38.75	23.23	0.108	1.000	Pass
	HCH	PI/2 BPSK	50	25	0	0	23.29	-38.67	23.29	0.110	1.000	Pass
			1	1	0	0	23.25	-38.65	23.25	0.109	1.000	Pass
			1	104	0	0	23.27	-38.64	23.27	0.109	1.000	Pass
		QPSK	50	25	0	0	23.36	-38.62	23.36	0.112	1.000	Pass
			1	1	0	0	23.28	-38.68	23.28	0.110	1.000	Pass
			1	104	0	0	23.24	-38.64	23.24	0.109	1.000	Pass

20MHz(LTE) + 40MHz(NR)	LCH	PI/2 BPSK	108	54	0	0	23.39	-38.65	23.39	0.112	1.000	Pass
			1	1	0	0	23.39	-38.7	23.39	0.112	1.000	Pass
			1	214	0	0	23.37	-38.73	23.37	0.112	1.000	Pass
		QPSK	108	54	0	0	23.44	-38.75	23.44	0.114	1.000	Pass
			1	1	0	0	23.37	-38.85	23.37	0.112	1.000	Pass
			1	214	0	0	23.26	-38.7	23.26	0.109	1.000	Pass
	MCH	PI/2 BPSK	108	54	0	0	23.32	-38.69	23.32	0.111	1.000	Pass
			1	1	0	0	23.28	-38.73	23.28	0.110	1.000	Pass
			1	214	0	0	23.35	-38.61	23.35	0.111	1.000	Pass
		QPSK	108	54	0	0	23.34	-38.69	23.34	0.111	1.000	Pass
			1	1	0	0	23.33	-38.71	23.33	0.111	1.000	Pass
			1	214	0	0	23.34	-38.7	23.34	0.111	1.000	Pass
	HCH	PI/2 BPSK	108	54	0	0	23.33	-38.66	23.33	0.111	1.000	Pass
			1	1	0	0	23.36	-38.68	23.36	0.112	1.000	Pass
			1	214	0	0	23.24	-38.73	23.24	0.109	1.000	Pass
		QPSK	108	54	0	0	23.39	-38.67	23.39	0.112	1.000	Pass
			1	1	0	0	23.37	-38.69	23.37	0.112	1.000	Pass
			1	214	0	0	23.27	-38.64	23.27	0.109	1.000	Pass

Test BW	Test Channel	Test Mode	NR UL RB No.	NR UL RB Pos.	LTE UL RB No.	LTE UL RB Pos.	NR Conducted Output Power (dBm)	LTE Conducted Output Power (dBm)	Total Conducted Output Power (dBm)	EIRP (W)	Limit (W)	Verdict
DC_7A_n66A												
20MHz(LTE) + 5MHz(NR)	LCH	PI/2 BPSK	12	6	0	0	23.28	-34.86	23.28	0.110	1.000	Pass
			1	1	0	0	23.33	-34.82	23.33	0.111	1.000	Pass
			1	23	0	0	23.4	-34.87	23.4	0.113	1.000	Pass
		QPSK	12	6	0	0	23.35	-34.88	23.35	0.111	1.000	Pass
			1	1	0	0	23.29	-34.77	23.29	0.110	1.000	Pass
			1	23	0	0	23.46	-34.83	23.46	0.114	1.000	Pass
	MCH	PI/2 BPSK	12	6	0	0	23.2	-34.87	23.2	0.108	1.000	Pass
			1	1	0	0	23.33	-34.8	23.33	0.111	1.000	Pass
			1	23	0	0	23.33	-34.85	23.33	0.111	1.000	Pass
		QPSK	12	6	0	0	23.25	-34.79	23.25	0.109	1.000	Pass
			1	1	0	0	23.39	-34.83	23.39	0.112	1.000	Pass
			1	23	0	0	23.32	-34.84	23.33	0.111	1.000	Pass
	HCH	PI/2 BPSK	12	6	0	0	23.24	-34.76	23.24	0.109	1.000	Pass
			1	1	0	0	23.23	-34.77	23.23	0.108	1.000	Pass
			1	23	0	0	23.27	-34.72	23.27	0.109	1.000	Pass
		QPSK	12	6	0	0	23.25	-34.78	23.25	0.109	1.000	Pass
			1	1	0	0	23.26	-34.74	23.26	0.109	1.000	Pass
			1	23	0	0	23.18	-34.76	23.18	0.107	1.000	Pass
20MHz(LTE) + 20MHz(NR)	LCH	PI/2 BPSK	50	25	0	0	23.41	-34.85	23.42	0.113	1.000	Pass
			1	1	0	0	23.34	-34.83	23.34	0.111	1.000	Pass
			1	104	0	0	23.37	-34.86	23.37	0.112	1.000	Pass
		QPSK	50	25	0	0	23.44	-34.81	23.44	0.114	1.000	Pass
			1	1	0	0	23.43	-34.82	23.43	0.114	1.000	Pass
			1	104	0	0	23.37	-34.86	23.37	0.112	1.000	Pass
	MCH	PI/2 BPSK	50	25	0	0	23.35	-34.91	23.35	0.111	1.000	Pass
			1	1	0	0	23.31	-34.8	23.31	0.110	1.000	Pass
			1	104	0	0	23.21	-34.89	23.22	0.108	1.000	Pass
		QPSK	50	25	0	0	23.39	-34.82	23.39	0.112	1.000	Pass
			1	1	0	0	23.32	-34.77	23.32	0.111	1.000	Pass
			1	104	0	0	23.21	-34.86	23.21	0.108	1.000	Pass
	HCH	PI/2 BPSK	50	25	0	0	23.32	-34.81	23.32	0.111	1.000	Pass
			1	1	0	0	23.25	-34.72	23.25	0.109	1.000	Pass
			1	104	0	0	23.22	-34.77	23.22	0.108	1.000	Pass
		QPSK	50	25	0	0	23.38	-34.69	23.38	0.112	1.000	Pass
			1	1	0	0	23.27	-34.75	23.27	0.109	1.000	Pass
			1	104	0	0	23.27	-34.74	23.27	0.109	1.000	Pass

20MHz(LTE) + 40MHz(NR)	LCH	PI/2 BPSK	108	54	0	0	23.37	-34.85	23.37	0.112	1.000	Pass
			1	1	0	0	23.36	-34.79	23.36	0.112	1.000	Pass
			1	214	0	0	23.27	-34.84	23.27	0.109	1.000	Pass
		QPSK	108	54	0	0	23.4	-34.87	23.4	0.113	1.000	Pass
			1	1	0	0	23.38	-34.78	23.38	0.112	1.000	Pass
			1	214	0	0	23.26	-34.88	23.26	0.109	1.000	Pass
	MCH	PI/2 BPSK	108	54	0	0	23.28	-34.84	23.28	0.110	1.000	Pass
			1	1	0	0	23.28	-34.83	23.28	0.110	1.000	Pass
			1	214	0	0	23.32	-34.87	23.32	0.111	1.000	Pass
		QPSK	108	54	0	0	23.32	-34.77	23.32	0.111	1.000	Pass
			1	1	0	0	23.33	-34.85	23.33	0.111	1.000	Pass
			1	214	0	0	23.36	-34.85	23.36	0.112	1.000	Pass
	HCH	PI/2 BPSK	108	54	0	0	23.33	-34.76	23.33	0.111	1.000	Pass
			1	1	0	0	23.36	-34.82	23.36	0.112	1.000	Pass
			1	214	0	0	23.23	-34.75	23.24	0.109	1.000	Pass
		QPSK	108	54	0	0	23.35	-34.76	23.35	0.111	1.000	Pass
			1	1	0	0	23.34	-34.74	23.34	0.111	1.000	Pass
			1	214	0	0	23.26	-34.73	23.26	0.109	1.000	Pass

Test BW	Test Channel	Test Mode	NR UL RB No.	NR UL RB Pos.	LTE UL RB No.	LTE UL RB Pos.	NR Conducted Output Power (dBm)	LTE Conducted Output Power (dBm)	Total Conducted Output Power (dBm)	EIRP (W)	Limit (W)	Verdict
DC_26A_n41A												
15MHz(LTE) + 10MHz(NR)	LCH	PI/2 BPSK	12	6	0	0	22.81	-36.93	22.81	0.242	2.000	Pass
			1	1	0	0	22.8	-36.93	22.81	0.242	2.000	Pass
			1	22	0	0	22.9	-37.01	22.9	0.247	2.000	Pass
		QPSK	12	6	0	0	22.86	-36.98	22.86	0.244	2.000	Pass
			1	1	0	0	22.75	-37.06	22.75	0.238	2.000	Pass
			1	22	0	0	22.85	-36.98	22.85	0.244	2.000	Pass
	MCH	PI/2 BPSK	12	6	0	0	22.82	-36.95	22.82	0.242	2.000	Pass
			1	1	0	0	22.98	-36.93	22.98	0.251	2.000	Pass
			1	22	0	0	22.87	-36.97	22.87	0.245	2.000	Pass
		QPSK	12	6	0	0	22.88	-36.86	22.88	0.245	2.000	Pass
			1	1	0	0	22.95	-36.86	22.95	0.249	2.000	Pass
			1	22	0	0	22.86	-36.94	22.86	0.244	2.000	Pass
	HCH	PI/2 BPSK	12	6	0	0	22.93	-36.95	22.93	0.248	2.000	Pass
			1	1	0	0	22.95	-36.89	22.95	0.249	2.000	Pass
			1	22	0	0	23.03	-36.91	23.03	0.254	2.000	Pass
		QPSK	12	6	0	0	22.96	-36.85	22.96	0.250	2.000	Pass
			1	1	0	0	22.89	-36.91	22.89	0.246	2.000	Pass
			1	22	0	0	22.96	-36.97	22.96	0.250	2.000	Pass
15MHz(LTE) + 60MHz(NR)	LCH	PI/2 BPSK	81	40	0	0	23.01	-36.91	23.01	0.253	2.000	Pass
			1	1	0	0	22.78	-37.02	22.78	0.240	2.000	Pass
			1	160	0	0	22.77	-36.97	22.77	0.239	2.000	Pass
		QPSK	81	40	0	0	22.98	-36.94	22.98	0.251	2.000	Pass
			1	1	0	0	22.73	-36.96	22.73	0.237	2.000	Pass
			1	160	0	0	22.73	-36.99	22.73	0.237	2.000	Pass
	MCH	PI/2 BPSK	81	40	0	0	22.94	-36.97	22.94	0.249	2.000	Pass
			1	1	0	0	22.69	-36.99	22.69	0.235	2.000	Pass
			1	160	0	0	22.74	-36.97	22.74	0.238	2.000	Pass
		QPSK	81	40	0	0	22.98	-36.91	22.98	0.251	2.000	Pass
			1	1	0	0	22.59	-36.92	22.59	0.230	2.000	Pass
			1	160	0	0	22.67	-36.96	22.67	0.234	2.000	Pass
	HCH	PI/2 BPSK	81	40	0	0	23.03	-36.93	23.03	0.254	2.000	Pass
			1	1	0	0	22.93	-36.88	22.94	0.249	2.000	Pass
			1	160	0	0	22.92	-36.9	22.92	0.248	2.000	Pass
		QPSK	81	40	0	0	22.96	-36.91	22.96	0.250	2.000	Pass
			1	1	0	0	22.91	-36.9	22.91	0.247	2.000	Pass
			1	160	0	0	22.86	-36.98	22.86	0.244	2.000	Pass

15MHz(LTE) + 100MHz(NR)	LCH	PI/2 BPSK	135	67	0	0	22.97	-36.9	22.97	0.251	2.000	Pass
			1	1	0	0	22.88	-36.94	22.88	0.245	2.000	Pass
			1	271	0	0	22.78	-36.96	22.78	0.240	2.000	Pass
		QPSK	135	67	0	0	22.98	-36.95	22.98	0.251	2.000	Pass
			1	1	0	0	22.82	-36.94	22.82	0.242	2.000	Pass
			1	271	0	0	22.73	-36.89	22.73	0.237	2.000	Pass
	MCH	PI/2 BPSK	135	67	0	0	22.94	-36.92	22.94	0.249	2.000	Pass
			1	1	0	0	22.99	-37	22.99	0.252	2.000	Pass
			1	271	0	0	22.79	-36.92	22.79	0.240	2.000	Pass
		QPSK	135	67	0	0	22.91	-36.91	22.91	0.247	2.000	Pass
			1	1	0	0	22.97	-36.93	22.97	0.251	2.000	Pass
			1	271	0	0	22.77	-36.91	22.77	0.239	2.000	Pass
	HCH	PI/2 BPSK	135	67	0	0	23.07	-36.87	23.07	0.256	2.000	Pass
			1	1	0	0	22.99	-36.92	22.99	0.252	2.000	Pass
			1	271	0	0	22.88	-36.94	22.88	0.245	2.000	Pass
		QPSK	135	67	0	0	23.03	-36.98	23.03	0.254	2.000	Pass
			1	1	0	0	23	-36.95	23	0.252	2.000	Pass
			1	271	0	0	22.88	-36.88	22.88	0.245	2.000	Pass

Test BW	Test Channel	Test Mode	NR UL RB No.	NR UL RB Pos.	LTE UL RB No.	LTE UL RB Pos.	NR Conducted Output Power (dBm)	LTE Conducted Output Power (dBm)	Total Conducted Output Power (dBm)	EIRP (W)	Limit (W)	Verdict
DC_41A_n41A												
20MHz(LTE) + 10MHz(NR)	LCH	PI/2 BPSK	1	1	0	0	22.72	-3.29	22.72	0.237	2.000	Pass
			1	22	0	0	22.86	-3.16	22.86	0.244	2.000	Pass
			12	6	0	0	22.81	-3.16	22.81	0.242	2.000	Pass
		QPSK	1	1	0	0	22.14	-3.04	22.14	0.207	2.000	Pass
			1	22	0	0	22.89	-3.43	22.89	0.246	2.000	Pass
			12	6	0	0	22.91	-3.52	22.91	0.247	2.000	Pass
	MCH	PI/2 BPSK	1	1	0	0	22.88	-3.87	22.88	0.245	2.000	Pass
			1	22	0	0	22.85	-3.93	22.85	0.244	2.000	Pass
			12	6	0	0	22.91	-3.95	22.91	0.247	2.000	Pass
		QPSK	1	1	0	0	22.92	-2.69	22.92	0.248	2.000	Pass
			1	22	0	0	22.9	-3.98	22.9	0.247	2.000	Pass
			12	6	0	0	22.92	-4.14	22.92	0.248	2.000	Pass
	HCH	PI/2 BPSK	1	1	0	0	22.89	-3.47	22.89	0.246	2.000	Pass
			1	22	0	0	22.96	-3.15	22.96	0.250	2.000	Pass
			12	6	0	0	22.94	-3.27	22.94	0.249	2.000	Pass
		QPSK	1	1	0	0	22.9	-3.42	22.9	0.247	2.000	Pass
			1	22	0	0	22.96	-3.28	22.96	0.250	2.000	Pass
			12	6	0	0	23.03	-3.21	23.03	0.254	2.000	Pass
20MHz(LTE) + 60MHz(NR)	LCH	PI/2 BPSK	1	1	0	0	23.05	-0.8	23.05	0.255	2.000	Pass
			1	160	0	0	23.13	-1.2	23.13	0.260	2.000	Pass
			81	40	0	0	23.3	-1.25	23.3	0.270	2.000	Pass
		QPSK	1	1	0	0	22.96	-0.78	22.96	0.250	2.000	Pass
			1	160	0	0	23.1	-1.3	23.1	0.258	2.000	Pass
			81	40	0	0	23.22	-1.23	23.22	0.265	2.000	Pass
	MCH	PI/2 BPSK	1	1	0	0	22.81	-2.71	22.81	0.242	2.000	Pass
			1	160	0	0	22.82	-2.82	22.82	0.242	2.000	Pass
			81	40	0	0	22.93	-2.65	22.93	0.248	2.000	Pass
		QPSK	1	1	0	0	22.85	-2.68	22.85	0.244	2.000	Pass
			1	160	0	0	22.73	-2.69	22.73	0.237	2.000	Pass
			81	40	0	0	23	-2.72	23	0.252	2.000	Pass
	HCH	PI/2 BPSK	1	1	0	0	22.79	-3.51	22.79	0.240	2.000	Pass
			1	160	0	0	23.03	-3.16	23.03	0.254	2.000	Pass
			81	40	0	0	22.95	-3.56	22.95	0.249	2.000	Pass
		QPSK	1	1	0	0	22.8	-3.28	22.8	0.241	2.000	Pass
			1	160	0	0	22.82	-3.15	22.82	0.242	2.000	Pass
			81	40	0	0	22.93	-3.54	22.93	0.248	2.000	Pass

20MHz(LTE) + 100MHz(NR)	LCH	PI/2 BPSK	1	1	0	0	23.12	-0.92	23.12	0.259	2.000	Pass
			1	271	0	0	23.09	-1.35	23.09	0.258	2.000	Pass
			135	67	0	0	23.31	-1.3	23.31	0.271	2.000	Pass
		QPSK	1	1	0	0	23.04	-0.86	23.04	0.255	2.000	Pass
			1	271	0	0	23.07	-1.36	23.07	0.256	2.000	Pass
			135	67	0	0	23.29	-1.28	23.29	0.270	2.000	Pass
	MCH	PI/2 BPSK	1	1	0	0	23	-2.69	23	0.252	2.000	Pass
			1	271	0	0	22.85	-2.72	22.85	0.244	2.000	Pass
			135	67	0	0	23.03	-2.66	23.03	0.254	2.000	Pass
		QPSK	1	1	0	0	23.02	-2.81	23.02	0.254	2.000	Pass
			1	271	0	0	22.83	-2.73	22.83	0.243	2.000	Pass
			135	67	0	0	23.02	-2.74	23.02	0.254	2.000	Pass
	HCH	PI/2 BPSK	1	1	0	0	22.92	-3.56	22.92	0.248	2.000	Pass
			1	271	0	0	23.04	-3.17	23.04	0.255	2.000	Pass
			135	67	0	0	23	-3.51	23	0.252	2.000	Pass
		QPSK	1	1	0	0	22.91	-3.62	22.91	0.247	2.000	Pass
			1	271	0	0	22.98	-3.34	22.98	0.251	2.000	Pass
			135	67	0	0	22.92	-3.56	22.92	0.248	2.000	Pass

Test BW	Test Channel	Test Mode	NR UL RB No.	NR UL RB Pos.	LTE UL RB No.	LTE UL RB Pos.	NR Conducted Output Power (dBm)	LTE Conducted Output Power (dBm)	Total Conducted Output Power (dBm)	ERP (W)	Limit (W)	Verdict
DC_66A_n5A												
20MHz(LTE) + 5MHz(NR)	LCH	PI/2 BPSK	12	6	0	0	22.51	-34.84	22.51	0.059	7.000	Pass
			1	1	0	0	22.52	-34.81	22.52	0.059	7.000	Pass
			1	23	0	0	22.52	-34.81	22.52	0.059	7.000	Pass
		QPSK	12	6	0	0	22.48	-34.82	22.48	0.059	7.000	Pass
			1	1	0	0	22.52	-34.78	22.52	0.059	7.000	Pass
			1	23	0	0	22.51	-34.8	22.51	0.059	7.000	Pass
	MCH	PI/2 BPSK	12	6	0	0	22.67	-34.72	22.67	0.061	7.000	Pass
			1	1	0	0	22.68	-34.66	22.68	0.061	7.000	Pass
			1	23	0	0	22.63	-34.66	22.63	0.061	7.000	Pass
		QPSK	12	6	0	0	22.63	-34.69	22.63	0.061	7.000	Pass
			1	1	0	0	22.68	-34.7	22.69	0.062	7.000	Pass
			1	23	0	0	22.68	-34.7	22.68	0.061	7.000	Pass
	HCH	PI/2 BPSK	12	6	0	0	22.77	-34.73	22.77	0.063	7.000	Pass
			1	1	0	0	22.71	-34.77	22.71	0.062	7.000	Pass
			1	23	0	0	22.66	-34.71	22.67	0.061	7.000	Pass
		QPSK	12	6	0	0	22.7	-34.69	22.7	0.062	7.000	Pass
			1	1	0	0	22.82	-34.73	22.83	0.064	7.000	Pass
			1	23	0	0	22.68	-34.7	22.68	0.061	7.000	Pass
20MHz(LTE) + 15MHz(NR)	LCH	PI/2 BPSK	36	18	0	0	22.59	-34.8	22.59	0.060	7.000	Pass
			1	1	0	0	22.5	-34.82	22.5	0.059	7.000	Pass
			1	77	0	0	22.56	-34.81	22.56	0.060	7.000	Pass
		QPSK	36	18	0	0	22.61	-34.76	22.61	0.060	7.000	Pass
			1	1	0	0	22.51	-34.8	22.51	0.059	7.000	Pass
			1	77	0	0	22.59	-34.87	22.6	0.060	7.000	Pass
	MCH	PI/2 BPSK	36	18	0	0	22.67	-34.69	22.67	0.061	7.000	Pass
			1	1	0	0	22.52	-34.6	22.52	0.059	7.000	Pass
			1	77	0	0	22.61	-34.78	22.61	0.060	7.000	Pass
		QPSK	36	18	0	0	22.68	-34.65	22.68	0.061	7.000	Pass
			1	1	0	0	22.55	-34.7	22.55	0.060	7.000	Pass
			1	77	0	0	22.63	-34.69	22.63	0.061	7.000	Pass
	HCH	PI/2 BPSK	36	18	0	0	22.65	-34.71	22.65	0.061	7.000	Pass
			1	1	0	0	22.58	-34.66	22.58	0.060	7.000	Pass
			1	77	0	0	22.57	-34.79	22.57	0.060	7.000	Pass
		QPSK	36	18	0	0	22.69	-34.75	22.69	0.062	7.000	Pass
			1	1	0	0	22.61	-34.71	22.62	0.061	7.000	Pass
			1	77	0	0	22.54	-34.69	22.54	0.059	7.000	Pass

20MHz(LTE) + 20MHz(NR)	LCH	PI/2 BPSK	50	25	0	0	22.66	-34.75	22.66	0.061	7.000	Pass
			1	1	0	0	22.5	-34.8	22.5	0.059	7.000	Pass
			1	104	0	0	22.57	-34.8	22.58	0.060	7.000	Pass
		QPSK	50	25	0	0	22.7	-34.84	22.7	0.062	7.000	Pass
			1	1	0	0	22.54	-34.85	22.54	0.059	7.000	Pass
			1	104	0	0	22.62	-34.82	22.62	0.061	7.000	Pass
	MCH	PI/2 BPSK	50	25	0	0	22.71	-34.68	22.71	0.062	7.000	Pass
			1	1	0	0	22.53	-34.65	22.53	0.059	7.000	Pass
			1	104	0	0	22.57	-34.71	22.57	0.060	7.000	Pass
		QPSK	50	25	0	0	22.71	-34.69	22.71	0.062	7.000	Pass
			1	1	0	0	22.52	-34.67	22.52	0.059	7.000	Pass
			1	104	0	0	22.59	-34.73	22.59	0.060	7.000	Pass
	HCH	PI/2 BPSK	50	25	0	0	22.71	-34.73	22.72	0.062	7.000	Pass
			1	1	0	0	22.55	-34.75	22.55	0.060	7.000	Pass
			1	104	0	0	22.52	-34.71	22.53	0.059	7.000	Pass
		QPSK	50	25	0	0	22.75	-34.77	22.75	0.062	7.000	Pass
			1	1	0	0	22.57	-34.69	22.57	0.060	7.000	Pass
			1	104	0	0	22.55	-34.68	22.55	0.060	7.000	Pass

Test BW	Test Channel	Test Mode	NR UL RB No.	NR UL RB Pos.	LTE UL RB No.	LTE UL RB Pos.	NR Conducted Output Power (dBm)	LTE Conducted Output Power (dBm)	Total Conducted Output Power (dBm)	EIRP (W)	Limit (W)	Verdict
DC_66A_n7A												
20MHz(LTE) + 5MHz(NR)	LCH	PI/2 BPSK	12	6	0	0	23.26	-34.82	23.26	0.210	2.000	Pass
			1	1	0	0	23.28	-34.75	23.28	0.211	2.000	Pass
			1	23	0	0	23.35	-34.8	23.35	0.214	2.000	Pass
		QPSK	12	6	0	0	23.32	-34.77	23.32	0.213	2.000	Pass
			1	1	0	0	23.25	-34.87	23.26	0.210	2.000	Pass
			1	23	0	0	23.3	-34.76	23.3	0.212	2.000	Pass
	MCH	PI/2 BPSK	12	6	0	0	23.25	-34.71	23.25	0.209	2.000	Pass
			1	1	0	0	23.36	-34.71	23.36	0.215	2.000	Pass
			1	23	0	0	23.23	-34.68	23.23	0.208	2.000	Pass
		QPSK	12	6	0	0	23.31	-34.66	23.31	0.212	2.000	Pass
			1	1	0	0	23.3	-34.66	23.3	0.212	2.000	Pass
			1	23	0	0	23.25	-34.66	23.25	0.209	2.000	Pass
	HCH	PI/2 BPSK	12	6	0	0	23.08	-34.81	23.08	0.201	2.000	Pass
			1	1	0	0	23.12	-34.7	23.12	0.203	2.000	Pass
			1	23	0	0	23.17	-34.78	23.17	0.206	2.000	Pass
		QPSK	12	6	0	0	23.09	-34.75	23.09	0.202	2.000	Pass
			1	1	0	0	23.11	-34.75	23.11	0.203	2.000	Pass
			1	23	0	0	23.11	-34.69	23.11	0.203	2.000	Pass
20MHz(LTE) + 25MHz(NR)	LCH	PI/2 BPSK	64	32	0	0	23.52	-34.8	23.52	0.223	2.000	Pass
			1	1	0	0	23.39	-34.8	23.39	0.216	2.000	Pass
			1	131	0	0	23.36	-34.81	23.36	0.215	2.000	Pass
		QPSK	64	32	0	0	23.59	-34.83	23.59	0.226	2.000	Pass
			1	1	0	0	23.36	-34.81	23.36	0.215	2.000	Pass
			1	131	0	0	23.38	-34.8	23.38	0.216	2.000	Pass
	MCH	PI/2 BPSK	64	32	0	0	23.41	-34.66	23.41	0.217	2.000	Pass
			1	1	0	0	23.36	-34.65	23.36	0.215	2.000	Pass
			1	131	0	0	23.25	-34.71	23.25	0.209	2.000	Pass
		QPSK	64	32	0	0	23.46	-34.69	23.46	0.220	2.000	Pass
			1	1	0	0	23.39	-34.72	23.39	0.216	2.000	Pass
			1	131	0	0	23.26	-34.67	23.26	0.210	2.000	Pass
	HCH	PI/2 BPSK	64	32	0	0	23.26	-34.77	23.26	0.210	2.000	Pass
			1	1	0	0	23.16	-34.72	23.16	0.205	2.000	Pass
			1	131	0	0	23.04	-34.7	23.04	0.200	2.000	Pass
		QPSK	64	32	0	0	23.26	-34.71	23.26	0.210	2.000	Pass
			1	1	0	0	23.18	-34.68	23.18	0.206	2.000	Pass
			1	131	0	0	23.05	-34.78	23.05	0.200	2.000	Pass

20MHz(LTE) + 50MHz(NR)	LCH	PI/2 BPSK	135	67	0	0	23.38	-34.75	23.38	0.216	2.000	Pass
			1	1	0	0	23.25	-34.76	23.25	0.209	2.000	Pass
			1	268	0	0	23.09	-34.77	23.1	0.202	2.000	Pass
		QPSK	135	67	0	0	23.44	-34.79	23.44	0.219	2.000	Pass
			1	1	0	0	23.25	-34.78	23.25	0.209	2.000	Pass
			1	268	0	0	23.05	-34.85	23.05	0.200	2.000	Pass
	MCH	PI/2 BPSK	135	67	0	0	23.33	-34.71	23.33	0.213	2.000	Pass
			1	1	0	0	23.32	-34.67	23.32	0.213	2.000	Pass
			1	268	0	0	22.97	-34.73	22.97	0.196	2.000	Pass
		QPSK	135	67	0	0	23.37	-34.72	23.37	0.215	2.000	Pass
			1	1	0	0	23.33	-34.68	23.33	0.213	2.000	Pass
			1	268	0	0	22.99	-34.67	22.99	0.197	2.000	Pass
	HCH	PI/2 BPSK	135	67	0	0	23.24	-34.7	23.24	0.209	2.000	Pass
			1	1	0	0	23.25	-34.75	23.25	0.209	2.000	Pass
			1	268	0	0	22.89	-34.77	22.89	0.193	2.000	Pass
		QPSK	135	67	0	0	23.32	-34.72	23.32	0.213	2.000	Pass
			1	1	0	0	23.28	-34.73	23.28	0.211	2.000	Pass
			1	268	0	0	22.91	-34.72	22.91	0.194	2.000	Pass

Test BW	Test Channel	Test Mode	NR UL RB No.	NR UL RB Pos.	LTE UL RB No.	LTE UL RB Pos.	NR Conducted Output Power (dBm)	LTE Conducted Output Power (dBm)	Total Conducted Output Power (dBm)	EIRP (W)	Limit (W)	Verdict
DC_66A_n38A												
20MHz(LTE) + 10MHz(NR)	LCH	PI/2 BPSK	12	6	0	0	22.81	-34.79	22.81	0.242	2.000	Pass
			1	1	0	0	22.83	-34.83	22.83	0.243	2.000	Pass
			1	22	0	0	22.97	-34.81	22.97	0.251	2.000	Pass
		QPSK	12	6	0	0	22.92	-34.78	22.92	0.248	2.000	Pass
			1	1	0	0	22.94	-34.78	22.94	0.249	2.000	Pass
			1	22	0	0	23.1	-34.77	23.1	0.258	2.000	Pass
	MCH	PI/2 BPSK	12	6	0	0	22.76	-34.75	22.76	0.239	2.000	Pass
			1	1	0	0	22.9	-34.66	22.9	0.247	2.000	Pass
			1	22	0	0	22.83	-34.76	22.83	0.243	2.000	Pass
		QPSK	12	6	0	0	22.85	-34.72	22.85	0.244	2.000	Pass
			1	1	0	0	23.02	-34.75	23.02	0.254	2.000	Pass
			1	22	0	0	22.91	-34.7	22.91	0.247	2.000	Pass
	HCH	PI/2 BPSK	12	6	0	0	22.71	-34.78	22.71	0.236	2.000	Pass
			1	1	0	0	22.81	-34.7	22.81	0.242	2.000	Pass
			1	22	0	0	22.79	-34.77	22.79	0.240	2.000	Pass
		QPSK	12	6	0	0	22.82	-34.8	22.82	0.242	2.000	Pass
			1	1	0	0	22.91	-34.71	22.91	0.247	2.000	Pass
			1	22	0	0	22.91	-34.71	22.91	0.247	2.000	Pass
20MHz(LTE) + 20MHz(NR)	LCH	PI/2 BPSK	25	12	0	0	22.96	-34.78	22.96	0.250	2.000	Pass
			1	1	0	0	22.67	-34.8	22.67	0.234	2.000	Pass
			1	49	0	0	22.84	-34.81	22.84	0.243	2.000	Pass
		QPSK	25	12	0	0	22.94	-34.82	22.94	0.249	2.000	Pass
			1	1	0	0	22.83	-34.82	22.83	0.243	2.000	Pass
			1	49	0	0	23.01	-34.78	23.01	0.253	2.000	Pass
	MCH	PI/2 BPSK	25	12	0	0	22.88	-34.67	22.88	0.245	2.000	Pass
			1	1	0	0	22.75	-34.72	22.75	0.238	2.000	Pass
			1	49	0	0	22.68	-34.7	22.68	0.234	2.000	Pass
		QPSK	25	12	0	0	22.91	-34.69	22.92	0.248	2.000	Pass
			1	1	0	0	22.96	-34.73	22.96	0.250	2.000	Pass
			1	49	0	0	22.85	-34.71	22.85	0.244	2.000	Pass
	HCH	PI/2 BPSK	25	12	0	0	22.85	-34.76	22.85	0.244	2.000	Pass
			1	1	0	0	22.72	-34.72	22.72	0.237	2.000	Pass
			1	49	0	0	22.64	-34.72	22.65	0.233	2.000	Pass
		QPSK	25	12	0	0	22.91	-34.77	22.91	0.247	2.000	Pass
			1	1	0	0	22.87	-34.7	22.87	0.245	2.000	Pass
			1	49	0	0	22.79	-34.76	22.79	0.240	2.000	Pass

20MHz(LTE) + 40MHz(NR)	LCH	PI/2 BPSK	50	25	0	0	22.95	-34.8	22.95	0.249	2.000	Pass
			1	1	0	0	22.76	-34.81	22.76	0.239	2.000	Pass
			1	104	0	0	22.82	-34.78	22.82	0.242	2.000	Pass
		QPSK	50	25	0	0	22.96	-34.75	22.96	0.250	2.000	Pass
			1	1	0	0	22.88	-34.82	22.88	0.245	2.000	Pass
			1	104	0	0	22.89	-34.81	22.89	0.246	2.000	Pass
	MCH	PI/2 BPSK	50	25	0	0	22.91	-34.7	22.91	0.247	2.000	Pass
			1	1	0	0	22.82	-34.67	22.82	0.242	2.000	Pass
			1	104	0	0	22.76	-34.72	22.76	0.239	2.000	Pass
		QPSK	50	25	0	0	22.94	-34.72	22.94	0.249	2.000	Pass
			1	1	0	0	22.99	-34.68	22.99	0.252	2.000	Pass
			1	104	0	0	22.9	-34.69	22.9	0.247	2.000	Pass
	HCH	PI/2 BPSK	50	25	0	0	22.82	-34.73	22.83	0.243	2.000	Pass
			1	1	0	0	22.91	-34.7	22.91	0.247	2.000	Pass
			1	104	0	0	22.73	-34.81	22.73	0.237	2.000	Pass
		QPSK	50	25	0	0	22.88	-34.75	22.88	0.245	2.000	Pass
			1	1	0	0	23.04	-34.74	23.04	0.255	2.000	Pass
			1	104	0	0	22.86	-34.72	22.86	0.244	2.000	Pass

Test BW	Test Channel	Test Mode	NR UL RB No.	NR UL RB Pos.	LTE UL RB No.	LTE UL RB Pos.	NR Conducted Output Power (dBm)	LTE Conducted Output Power (dBm)	Total Conducted Output Power (dBm)	EIRP (W)	Limit (W)	Verdict
DC_66A_n41A												
20MHz(LTE) + 10MHz(NR)	LCH	PI/2 BPSK	12	6	0	0	22.87	-34.82	22.87	0.245	2.000	Pass
			1	1	0	0	22.82	-34.84	22.83	0.243	2.000	Pass
			1	22	0	0	22.91	-34.77	22.91	0.247	2.000	Pass
		QPSK	12	6	0	0	22.86	-34.79	22.86	0.244	2.000	Pass
			1	1	0	0	22.76	-34.78	22.76	0.239	2.000	Pass
			1	22	0	0	22.83	-34.8	22.83	0.243	2.000	Pass
	MCH	PI/2 BPSK	12	6	0	0	22.91	-34.67	22.91	0.247	2.000	Pass
			1	1	0	0	22.98	-34.64	22.98	0.251	2.000	Pass
			1	22	0	0	22.87	-34.69	22.87	0.245	2.000	Pass
		QPSK	12	6	0	0	22.87	-34.69	22.87	0.245	2.000	Pass
			1	1	0	0	22.95	-34.69	22.95	0.249	2.000	Pass
			1	22	0	0	22.85	-34.7	22.85	0.244	2.000	Pass
	HCH	PI/2 BPSK	12	6	0	0	22.96	-34.7	22.96	0.250	2.000	Pass
			1	1	0	0	22.97	-34.69	22.97	0.251	2.000	Pass
			1	22	0	0	23.03	-34.7	23.03	0.254	2.000	Pass
		QPSK	12	6	0	0	22.97	-34.74	22.97	0.251	2.000	Pass
			1	1	0	0	22.89	-34.71	22.89	0.246	2.000	Pass
			1	22	0	0	22.95	-34.77	22.96	0.250	2.000	Pass
20MHz(LTE) + 60MHz(NR)	LCH	PI/2 BPSK	81	40	0	0	22.99	-34.8	22.99	0.252	2.000	Pass
			1	1	0	0	22.73	-34.84	22.73	0.237	2.000	Pass
			1	160	0	0	22.79	-34.82	22.79	0.240	2.000	Pass
		QPSK	81	40	0	0	22.99	-34.77	22.99	0.252	2.000	Pass
			1	1	0	0	22.75	-34.79	22.75	0.238	2.000	Pass
			1	160	0	0	22.75	-34.72	22.76	0.239	2.000	Pass
	MCH	PI/2 BPSK	81	40	0	0	22.93	-34.68	22.93	0.248	2.000	Pass
			1	1	0	0	22.69	-34.64	22.69	0.235	2.000	Pass
			1	160	0	0	22.71	-34.68	22.71	0.236	2.000	Pass
		QPSK	81	40	0	0	22.94	-34.61	22.94	0.249	2.000	Pass
			1	1	0	0	22.68	-34.68	22.68	0.234	2.000	Pass
			1	160	0	0	22.69	-34.69	22.69	0.235	2.000	Pass
	HCH	PI/2 BPSK	81	40	0	0	23.05	-34.69	23.05	0.255	2.000	Pass
			1	1	0	0	22.96	-34.74	22.96	0.250	2.000	Pass
			1	160	0	0	22.94	-34.7	22.94	0.249	2.000	Pass
		QPSK	81	40	0	0	23.03	-34.73	23.03	0.254	2.000	Pass
			1	1	0	0	22.93	-34.73	22.93	0.248	2.000	Pass
			1	160	0	0	22.87	-34.71	22.87	0.245	2.000	Pass

20MHz(LTE) + 100MHz(NR)	LCH	PI/2 BPSK	135	67	0	0	22.99	-34.76	22.99	0.252	2.000	Pass
			1	1	0	0	22.88	-34.8	22.88	0.245	2.000	Pass
			1	271	0	0	22.77	-34.81	22.77	0.239	2.000	Pass
		QPSK	135	67	0	0	22.99	-34.74	22.99	0.252	2.000	Pass
			1	1	0	0	22.85	-34.76	22.85	0.244	2.000	Pass
			1	271	0	0	22.76	-34.81	22.76	0.239	2.000	Pass
	MCH	PI/2 BPSK	135	67	0	0	22.95	-34.67	22.95	0.249	2.000	Pass
			1	1	0	0	22.98	-34.67	22.98	0.251	2.000	Pass
			1	271	0	0	22.8	-34.67	22.8	0.241	2.000	Pass
		QPSK	135	67	0	0	22.94	-34.68	22.94	0.249	2.000	Pass
			1	1	0	0	22.95	-34.69	22.96	0.250	2.000	Pass
			1	271	0	0	22.79	-34.65	22.79	0.240	2.000	Pass
	HCH	PI/2 BPSK	135	67	0	0	23.11	-34.71	23.11	0.259	2.000	Pass
			1	1	0	0	23.05	-34.74	23.05	0.255	2.000	Pass
			1	271	0	0	22.93	-34.68	22.93	0.248	2.000	Pass
		QPSK	135	67	0	0	23.06	-34.73	23.06	0.256	2.000	Pass
			1	1	0	0	22.99	-34.7	22.99	0.252	2.000	Pass
			1	271	0	0	22.88	-34.69	22.88	0.245	2.000	Pass

A.2 Peak to Average Ratio

Note 1: For average power technique, the peak-to-average ratio (PAR) of the transmission may not exceed 13 dB. For GSM, GPRS and EGPRS, there are peak power to demonstrate compliance, PAR measurements are not required.

Note 2: Test plots please refer to the document “Annex No.:BL-SZ2361029-501 Data Part 1.pdf”.

WCDMA Mode Test Data

Test Band	Test Channel	Peak to Average Ratio (dB)	Limit (dB)	Refer to Plot[Note2]	Verdict
Band 2	LCH	3	13	1.1	Pass
	MCH	2.67	13	1.2	Pass
	HCH	2.58	13	1.3	Pass
Band 4	LCH	3	13	2.1	Pass
	MCH	2.95	13	2.2	Pass
	HCH	3.09	13	2.3	Pass
Band 5	LCH	3.14	13	3.1	Pass
	MCH	3.14	13	3.2	Pass
	HCH	3	13	3.3	Pass

LTE Mode Test Data

Test Band	Test Bandwidth	Test Channel	Test Mode	Test RB (Size#Offset)	Peak to Average Ratio (dB)	Limit (dB)	Refer to Plot[Note2]	Verdict
LTE Band 2	20 MHz	LCH	QPSK	RB1#0	4.87	13	4.1	Pass
				RB100#0	5.53	13	4.2	Pass
			16-QAM	RB1#0	5.39	13	4.3	Pass
				RB100#0	6.37	13	4.4	Pass
		MCH	QPSK	RB1#0	4.5	13	4.5	Pass
				RB100#0	5.25	13	4.6	Pass
			16-QAM	RB1#0	5.3	13	4.7	Pass
				RB100#0	6.05	13	4.8	Pass
		HCH	QPSK	RB1#0	4.97	13	4.9	Pass
				RB100#0	5.25	13	4.10	Pass
			16-QAM	RB1#0	6	13	4.11	Pass
				RB100#0	6.05	13	4.12	Pass
LTE Band 4	20 MHz	LCH	QPSK	RB1#0	4.87	13	5.1	Pass
				RB100#0	5.58	13	5.2	Pass
			16-QAM	RB1#0	5.44	13	5.3	Pass
				RB100#0	6.37	13	5.4	Pass
		MCH	QPSK	RB1#0	5.16	13	5.5	Pass
				RB100#0	5.53	13	5.6	Pass
			16-QAM	RB1#0	5.86	13	5.7	Pass
				RB100#0	6.28	13	5.8	Pass
		HCH	QPSK	RB1#0	4.97	13	5.9	Pass
				RB100#0	5.67	13	5.10	Pass
			16-QAM	RB1#0	5.91	13	5.11	Pass
				RB100#0	6.37	13	5.12	Pass
LTE Band 5	10 MHz	LCH	QPSK	RB1#0	5.95	13	6.1	Pass
				RB50#0	6	13	6.2	Pass
			16-QAM	RB1#0	6.75	13	6.3	Pass
				RB50#0	6.66	13	6.4	Pass
		MCH	QPSK	RB1#0	5.77	13	6.5	Pass
				RB50#0	5.86	13	6.6	Pass
			16-QAM	RB1#0	6.75	13	6.7	Pass
				RB50#0	6.66	13	6.8	Pass
		HCH	QPSK	RB1#0	4.78	13	6.9	Pass
				RB50#0	5.39	13	6.10	Pass
			16-QAM	RB1#0	5.58	13	6.11	Pass
				RB50#0	6.19	13	6.12	Pass
LTE Band 7	20 MHz	LCH	QPSK	RB1#0	5.11	13	7.1	Pass
				RB100#0	5.53	13	7.2	Pass

Test Band	Test Bandwidth	Test Channel	Test Mode	Test RB (Size#Offset)	Peak to Average Ratio (dB)	Limit (dB)	Refer to Plot[Note2]	Verdict
			16-QAM	RB1#0	5.58	13	7.3	Pass
				RB100#0	6.28	13	7.4	Pass
		MCH	QPSK	RB1#0	5.25	13	7.5	Pass
				RB100#0	5.53	13	7.6	Pass
			16-QAM	RB1#0	5.91	13	7.7	Pass
				RB100#0	6.33	13	7.8	Pass
		HCH	QPSK	RB1#0	5.3	13	7.9	Pass
				RB100#0	5.62	13	7.10	Pass
			16-QAM	RB1#0	6.33	13	7.11	Pass
				RB100#0	6.33	13	7.12	Pass
LTE Band 12	10 MHz	LCH	QPSK	RB1#0	4.59	13	8.1	Pass
				RB50#0	5.58	13	8.2	Pass
			16-QAM	RB1#0	5.44	13	8.3	Pass
				RB50#0	6.28	13	8.4	Pass
		MCH	QPSK	RB1#0	4.64	13	8.5	Pass
				RB50#0	5.58	13	8.6	Pass
			16-QAM	RB1#0	5.62	13	8.7	Pass
				RB50#0	6.33	13	8.8	Pass
		HCH	QPSK	RB1#0	4.87	13	8.9	Pass
				RB50#0	5.44	13	8.10	Pass
			16-QAM	RB1#0	5.62	13	8.11	Pass
				RB50#0	6.19	13	8.12	Pass
LTE Band 13	10 MHz	LCH	QPSK	RB1#0	4.78	13	9.1	Pass
				RB50#0	5.77	13	9.2	Pass
			16-QAM	RB1#0	5.58	13	9.3	Pass
				RB50#0	6.47	13	9.4	Pass
LTE Band 17	10 MHz	LCH	QPSK	RB1#0	4.92	13	10.1	Pass
				RB50#0	5.58	13	10.2	Pass
			16-QAM	RB1#0	5.72	13	10.3	Pass
				RB50#0	6.33	13	10.4	Pass
		MCH	QPSK	RB1#0	4.92	13	10.5	Pass
				RB50#0	5.44	13	10.6	Pass
			16-QAM	RB1#0	5.86	13	10.7	Pass
				RB50#0	6.28	13	10.8	Pass
		HCH	QPSK	RB1#0	4.87	13	10.9	Pass
				RB50#0	5.39	13	10.10	Pass
			16-QAM	RB1#0	5.58	13	10.11	Pass
				RB50#0	6.19	13	10.12	Pass
LTE	15 MHz	LCH	QPSK	RB1#0	6.05	13	11.1	Pass

Test Band	Test Bandwidth	Test Channel	Test Mode	Test RB (Size#Offset)	Peak to Average Ratio (dB)	Limit (dB)	Refer to Plot[Note2]	Verdict
Band 26 (Part22)				RB75#0	6.37	13	11.2	Pass
			16-QAM	RB1#0	6.89	13	11.3	Pass
				RB75#0	6.7	13	11.4	Pass
		MCH	QPSK	RB1#0	5.95	13	11.5	Pass
				RB75#0	6.19	13	11.6	Pass
			16-QAM	RB1#0	6.89	13	11.7	Pass
				RB75#0	6.61	13	11.8	Pass
		HCH	QPSK	RB1#0	5.81	13	11.9	Pass
				RB75#0	5.86	13	11.10	Pass
			16-QAM	RB1#0	6.52	13	11.11	Pass
				RB75#0	6.33	13	11.12	Pass
LTE Band 26 (Part90)	10 MHz	MCH	QPSK	RB1#0	5.58	13	12.1	Pass
				RB50#0	5.95	13	12.2	Pass
			16-QAM	RB1#0	6.42	13	12.3	Pass
				RB50#0	6.61	13	12.4	Pass
LTE Band 66	20 MHz	LCH	QPSK	RB1#0	4.92	13	13.1	Pass
				RB100#0	5.44	13	13.2	Pass
			16-QAM	RB1#0	5.39	13	13.3	Pass
				RB100#0	6.19	13	13.4	Pass
		MCH	QPSK	RB1#0	4.83	13	13.5	Pass
				RB100#0	5.48	13	13.6	Pass
			16-QAM	RB1#0	5.53	13	13.7	Pass
				RB100#0	6.23	13	13.8	Pass
		HCH	QPSK	RB1#0	5.02	13	13.9	Pass
				RB100#0	5.62	13	13.10	Pass
			16-QAM	RB1#0	6	13	13.11	Pass
				RB100#0	6.28	13	13.12	Pass
LTE Band 38	20 MHz	LCH	QPSK	RB1#0	8.62	13	14.1	Pass
				RB100#0	9.14	13	14.2	Pass
			16-QAM	RB1#0	9.33	13	14.3	Pass
				RB100#0	9.84	13	14.4	Pass
		MCH	QPSK	RB1#0	8.81	13	14.5	Pass
				RB100#0	9.14	13	14.6	Pass
			16-QAM	RB1#0	9.56	13	14.7	Pass
				RB100#0	9.8	13	14.8	Pass
		HCH	QPSK	RB1#0	8.91	13	14.9	Pass
				RB100#0	9.14	13	14.10	Pass
			16-QAM	RB1#0	9.56	13	14.11	Pass
				RB100#0	9.84	13	14.12	Pass

Test Band	Test Bandwidth	Test Channel	Test Mode	Test RB (Size#Offset)	Peak to Average Ratio (dB)	Limit (dB)	Refer to Plot[Note2]	Verdict
LTE Band 41	20 MHz	LCH	QPSK	RB1#0	8.25	13	15.1	Pass
				RB100#0	8.95	13	15.2	Pass
			16-QAM	RB1#0	8.91	13	15.3	Pass
				RB100#0	9.66	13	15.4	Pass
		MCH	QPSK	RB1#0	8.67	13	15.5	Pass
				RB100#0	9.09	13	15.6	Pass
			16-QAM	RB1#0	9.47	13	15.7	Pass
				RB100#0	9.75	13	15.8	Pass
		HCH	QPSK	RB1#0	8.72	13	15.9	Pass
				RB100#0	9.05	13	15.10	Pass
			16-QAM	RB1#0	9.37	13	15.11	Pass
				RB100#0	9.7	13	15.12	Pass

Test Channel	Modulation	PCC RB		SCC RB		Peak to Average Ratio (dB)	Limit (dB)	Refer to Plot[Note2]	Verdict
		Size	Offset	Size	Offset				
CA_7C									
10MHz+20MHz									
Mid	QPSK	50	0	100	0	6.28	13	16.1	Pass
	16-QAM	50	0	100	0	6.98	13	16.2	Pass
20MHz+10MHz									
Mid	QPSK	100	0	50	0	6.33	13	16.3	Pass
	16-QAM	100	0	50	0	6.98	13	16.4	Pass
15MHz+15MHz									
Mid	QPSK	75	0	75	0	6.66	13	16.5	Pass
	16-QAM	75	0	75	0	7.12	13	16.6	Pass
15MHz+20MHz									
Mid	QPSK	75	0	100	0	6.42	13	16.7	Pass
	16-QAM	75	0	100	0	6.94	13	16.8	Pass
20MHz+15MHz									
Mid	QPSK	100	0	75	0	6.33	13	16.9	Pass
	16-QAM	100	0	75	0	6.98	13	16.10	Pass
20MHz+20MHz									
Mid	QPSK	100	0	100	0	6.52	13	16.11	Pass
	16-QAM	100	0	100	0	7.08	13	16.12	Pass

Test Channel	Modulation	PCC RB		SCC RB		Peak to Average Ratio (dB)	Limit (dB)	Refer to Plot[Note2]	Verdict
		Size	Offset	Size	Offset				
CA_38C									
15MHz+15MHz									
Mid	QPSK	75	0	75	0	10.22	13	17.1	Pass
	16-QAM	75	0	75	0	10.69	13	17.2	Pass
20MHz+20MHz									
Mid	QPSK	100	0	100	0	10.03	13	17.3	Pass
	16-QAM	100	0	100	0	10.55	13	17.4	Pass

Test Channel	Modulation	PCC RB		SCC RB		Peak to Average Ratio (dB)	Limit (dB)	Refer to Plot[Note2]	Verdict
		Size	Offset	Size	Offset				
CA_41C									
5MHz+20MHz									
Mid	QPSK	25	0	100	0	9.89	13	18.1	Pass
	16-QAM	25	0	100	0	10.45	13	18.2	Pass
20MHz+5MHz									
Mid	QPSK	100	0	25	0	9.89	13	18.3	Pass
	16-QAM	100	0	25	0	10.5	13	18.4	Pass
10MHz+20MHz									
Mid	QPSK	50	0	100	0	9.84	13	18.5	Pass
	16-QAM	50	0	100	0	10.5	13	18.6	Pass
20MHz+10MHz									
Mid	QPSK	100	0	50	0	9.89	13	18.7	Pass
	16-QAM	100	0	50	0	10.5	13	18.8	Pass
15MHz+15MHz									
Mid	QPSK	75	0	75	0	10.17	13	18.9	Pass
	16-QAM	75	0	75	0	10.64	13	18.10	Pass
15MHz+20MHz									
Mid	QPSK	75	0	100	0	9.94	13	18.11	Pass
	16-QAM	75	0	100	0	10.41	13	18.12	Pass
20MHz+15MHz									
Mid	QPSK	100	0	75	0	9.84	13	18.13	Pass
	16-QAM	100	0	75	0	10.36	13	18.14	Pass
20MHz+20MHz									
Mid	QPSK	100	0	100	0	9.98	13	18.15	Pass
	16-QAM	100	0	100	0	10.36	13	18.16	Pass

NR Mode Test Data

Test Band	NR Test Bandwidth	Test Channel	Test Mode	NR UL RB No.	NR UL RB Pos.	Peak to Average Ratio (dB)	Limit (dB)	Refer to Plot[Note2]	Verdict
n5	20 MHz	LCH	PI2 BPSK	1	0	3.98	13	19.1	Pass
				100	0	4.27	13	19.2	Pass
			QPSK	1	0	5.11	13	19.3	Pass
				100	0	5.48	13	19.4	Pass
		MCH	PI2 BPSK	1	0	3.89	13	19.5	Pass
				100	0	4.41	13	19.6	Pass
			QPSK	1	0	5.06	13	19.7	Pass
				100	0	5.53	13	19.8	Pass
		HCH	PI2 BPSK	1	0	3.98	13	19.9	Pass
				100	0	4.36	13	19.10	Pass
			QPSK	1	0	5.06	13	19.11	Pass
				100	0	5.48	13	19.12	Pass
n7	20 MHz	LCH	PI2 BPSK	1	0	3.84	13	20.1	Pass
				100	0	4.31	13	20.2	Pass
			QPSK	1	0	4.92	13	20.3	Pass
				100	0	5.44	13	20.4	Pass
		MCH	PI2 BPSK	1	0	3.84	13	20.5	Pass
				100	0	4.31	13	20.6	Pass
			QPSK	1	0	4.87	13	20.7	Pass
				100	0	5.44	13	20.8	Pass
		HCH	PI2 BPSK	1	0	3.84	13	20.9	Pass
				100	0	4.27	13	20.10	Pass
			QPSK	1	0	4.92	13	20.11	Pass
				100	0	5.44	13	20.12	Pass
n38	20 MHz	LCH	PI2 BPSK	1	0	3.89	13	21.1	Pass
				50	0	4.41	13	21.2	Pass
			QPSK	1	0	4.87	13	21.3	Pass
				50	0	5.58	13	21.4	Pass
		MCH	PI2 BPSK	1	0	3.89	13	21.5	Pass
				50	0	4.41	13	21.6	Pass
			QPSK	1	0	4.92	13	21.7	Pass
				50	0	5.58	13	21.8	Pass
		HCH	PI2 BPSK	1	0	3.89	13	21.9	Pass
				50	0	4.45	13	21.10	Pass
			QPSK	1	0	4.92	13	21.11	Pass
				50	0	5.53	13	21.12	Pass
n41	20 MHz	LCH	PI2 BPSK	1	0	3.75	13	22.1	Pass
				50	0	4.31	13	22.2	Pass

Test Band	NR Test Bandwidth	Test Channel	Test Mode	NR UL RB No.	NR UL RB Pos.	Peak to Average Ratio (dB)	Limit (dB)	Refer to Plot[Note2]	Verdict
			QPSK	1	0	4.69	13	22.3	Pass
				50	0	5.48	13	22.4	Pass
		MCH	PI2 BPSK	1	0	3.89	13	22.5	Pass
				50	0	4.36	13	22.6	Pass
			QPSK	1	0	4.92	13	22.7	Pass
				50	0	5.53	13	22.8	Pass
		HCH	PI2 BPSK	1	0	3.8	13	22.9	Pass
				50	0	4.27	13	22.10	Pass
			QPSK	1	0	4.83	13	22.11	Pass
				50	0	5.44	13	22.12	Pass
n66	20 MHz	LCH	PI2 BPSK	1	0	3.8	13	23.1	Pass
				100	0	4.22	13	23.2	Pass
			QPSK	1	0	4.87	13	23.3	Pass
				100	0	5.58	13	23.4	Pass
		MCH	PI2 BPSK	1	0	3.89	13	23.5	Pass
				100	0	4.22	13	23.6	Pass
			QPSK	1	0	4.97	13	23.7	Pass
				100	0	5.53	13	23.8	Pass
		HCH	PI2 BPSK	1	0	4.03	13	23.9	Pass
				100	0	4.31	13	23.10	Pass
			QPSK	1	0	5.2	13	23.11	Pass
				100	0	5.62	13	23.12	Pass

A.3 Occupied Bandwidth

Note 1: All modes were tested, but only the typical data were reported in this report.

Note 2: Test plots please refer to the document "Annex No.:BL-SZ2361029-501 Data Part 2.pdf".

GSM and WCDMA Mode Test Data

Test Band	Test Channel	Measured 99% Occupied Bandwidth (MHz)	Measured -26 dB Occupied Bandwidth (MHz)	Refer to Plot[Note2]
GSM 850	LCH	0.246	0.312	1.1
	MCH	0.244	0.308	1.2
	HCH	0.246	0.313	1.3
GSM 1900	LCH	0.247	0.309	2.1
	MCH	0.247	0.312	2.2
	HCH	0.245	0.306	2.3
EGPRS 850	LCH	0.248	0.302	3.1
	MCH	0.242	0.301	3.2
	HCH	0.245	0.305	3.3
EGPRS 1900	LCH	0.253	0.313	4.1
	MCH	0.251	0.312	4.2
	HCH	0.255	0.316	4.3
WCDMA Band 2	LCH	4.139	4.703	5.1
	MCH	4.136	4.717	5.2
	HCH	4.141	4.736	5.3
WCDMA Band 4	LCH	4.133	4.697	6.1
	MCH	4.135	4.699	6.2
	HCH	4.133	4.692	6.3
WCDMA Band 5	LCH	4.135	4.698	7.1
	MCH	4.138	4.698	7.2
	HCH	4.145	4.714	7.3

LTE Mode Test Data

Test Band	Test Bandwidth	Test Channel	Test Mode	Test RB (Size#Offset)	Measured 99% Occupied Bandwidth (MHz)	Measured -26 dB Occupied Bandwidth (MHz)	Refer to Plot[Note2]
Band 2	1.4 MHz	LCH	QPSK	RB6#0	1.086	1.27	8.1
			16-QAM	RB6#0	1.093	1.302	8.2
		MCH	QPSK	RB6#0	1.089	1.291	8.3
			16-QAM	RB6#0	1.083	1.27	8.4
		HCH	QPSK	RB6#0	1.092	1.268	8.5
			16-QAM	RB6#0	1.089	1.268	8.6
	3 MHz	LCH	QPSK	RB15#0	2.694	2.938	8.7
			16-QAM	RB15#0	2.689	2.958	8.8
		MCH	QPSK	RB15#0	2.693	2.943	8.9
			16-QAM	RB15#0	2.69	2.956	8.10
		HCH	QPSK	RB15#0	2.692	2.954	8.11
			16-QAM	RB15#0	2.691	2.948	8.12
	5 MHz	LCH	QPSK	RB25#0	4.504	4.976	8.13
			16-QAM	RB25#0	4.491	4.958	8.14
		MCH	QPSK	RB25#0	4.493	4.951	8.15
			16-QAM	RB25#0	4.495	4.952	8.16
		HCH	QPSK	RB25#0	4.494	4.944	8.17
			16-QAM	RB25#0	4.498	4.963	8.18
	10 MHz	LCH	QPSK	RB50#0	8.977	9.886	8.19
			16-QAM	RB50#0	8.978	9.809	8.20
		MCH	QPSK	RB50#0	8.959	9.828	8.21
			16-QAM	RB50#0	8.96	9.807	8.22
		HCH	QPSK	RB50#0	8.96	9.836	8.23
			16-QAM	RB50#0	8.964	9.86	8.24
	15 MHz	LCH	QPSK	RB75#0	13.442	14.75	8.25
			16-QAM	RB75#0	13.451	14.69	8.26
		MCH	QPSK	RB75#0	13.424	14.658	8.27
			16-QAM	RB75#0	13.444	14.657	8.28
		HCH	QPSK	RB75#0	13.432	14.783	8.29
			16-QAM	RB75#0	13.458	14.707	8.30
	20 MHz	LCH	QPSK	RB100#0	17.94	19.32	8.31
			16-QAM	RB100#0	17.928	19.376	8.32
		MCH	QPSK	RB100#0	17.91	19.411	8.33
			16-QAM	RB100#0	17.938	19.537	8.34
		HCH	QPSK	RB100#0	17.952	19.627	8.35
			16-QAM	RB100#0	17.923	19.417	8.36

Test Band	Test Bandwidth	Test Channel	Test Mode	Test RB (Size#Offset)	Measured 99% Occupied Bandwidth (MHz)	Measured -26 dB Occupied Bandwidth (MHz)	Refer to Plot[Note2]
Band 4	1.4 MHz	LCH	QPSK	RB6#0	1.085	1.268	9.1
			16-QAM	RB6#0	1.094	1.301	9.2
		MCH	QPSK	RB6#0	1.09	1.289	9.3
			16-QAM	RB6#0	1.083	1.27	9.4
		HCH	QPSK	RB6#0	1.092	1.266	9.5
			16-QAM	RB6#0	1.088	1.268	9.6
	3 MHz	LCH	QPSK	RB15#0	2.693	2.934	9.7
			16-QAM	RB15#0	2.692	2.956	9.8
		MCH	QPSK	RB15#0	2.694	2.94	9.9
			16-QAM	RB15#0	2.692	2.96	9.10
		HCH	QPSK	RB15#0	2.696	2.952	9.11
			16-QAM	RB15#0	2.688	2.957	9.12
	5 MHz	LCH	QPSK	RB25#0	4.504	4.968	9.13
			16-QAM	RB25#0	4.491	4.955	9.14
		MCH	QPSK	RB25#0	4.494	4.956	9.15
			16-QAM	RB25#0	4.495	4.962	9.16
		HCH	QPSK	RB25#0	4.492	4.942	9.17
			16-QAM	RB25#0	4.496	4.973	9.18
	10 MHz	LCH	QPSK	RB50#0	8.975	9.891	9.19
			16-QAM	RB50#0	8.985	9.79	9.20
		MCH	QPSK	RB50#0	8.958	9.847	9.21
			16-QAM	RB50#0	8.959	9.795	9.22
		HCH	QPSK	RB50#0	8.967	9.837	9.23
			16-QAM	RB50#0	8.959	9.882	9.24
	15 MHz	LCH	QPSK	RB75#0	13.433	14.727	9.25
			16-QAM	RB75#0	13.457	14.619	9.26
		MCH	QPSK	RB75#0	13.417	14.67	9.27
			16-QAM	RB75#0	13.469	14.582	9.28
		HCH	QPSK	RB75#0	13.421	14.776	9.29
			16-QAM	RB75#0	13.466	14.718	9.30
	20 MHz	LCH	QPSK	RB100#0	17.918	19.35	9.31
			16-QAM	RB100#0	17.914	19.548	9.32
		MCH	QPSK	RB100#0	17.911	19.393	9.33
			16-QAM	RB100#0	17.921	19.54	9.34
		HCH	QPSK	RB100#0	17.933	20.283	9.35
			16-QAM	RB100#0	17.909	19.368	9.36

Test Band	Test Bandwidth	Test Channel	Test Mode	Test RB (Size#Offset)	Measured 99% Occupied Bandwidth (MHz)	Measured -26 dB Occupied Bandwidth (MHz)	Refer to Plot[Note2]
Band 5	1.4 MHz	LCH	QPSK	RB6#0	1.085	1.286	10.1
			16-QAM	RB6#0	1.093	1.296	10.2
		MCH	QPSK	RB6#0	1.091	1.317	10.3
			16-QAM	RB6#0	1.083	1.267	10.4
		HCH	QPSK	RB6#0	1.093	1.267	10.5
			16-QAM	RB6#0	1.088	1.269	10.6
	3 MHz	LCH	QPSK	RB15#0	2.697	2.955	10.7
			16-QAM	RB15#0	2.689	2.95	10.8
		MCH	QPSK	RB15#0	2.694	2.94	10.9
			16-QAM	RB15#0	2.692	2.947	10.10
		HCH	QPSK	RB15#0	2.695	2.955	10.11
			16-QAM	RB15#0	2.692	2.961	10.12
	5 MHz	LCH	QPSK	RB25#0	4.494	4.988	10.13
			16-QAM	RB25#0	4.492	4.938	10.14
		MCH	QPSK	RB25#0	4.488	4.951	10.15
			16-QAM	RB25#0	4.495	4.962	10.16
		HCH	QPSK	RB25#0	4.491	4.935	10.17
			16-QAM	RB25#0	4.498	4.962	10.18
	10 MHz	LCH	QPSK	RB50#0	8.966	9.892	10.19
			16-QAM	RB50#0	8.969	9.811	10.20
		MCH	QPSK	RB50#0	8.951	9.832	10.21
			16-QAM	RB50#0	8.962	9.799	10.22
		HCH	QPSK	RB50#0	8.956	9.796	10.23
			16-QAM	RB50#0	8.955	9.819	10.24

Test Band	Test Bandwidth	Test Channel	Test Mode	Test RB (Size#Offset)	Measured 99% Occupied Bandwidth (MHz)	Measured -26 dB Occupied Bandwidth (MHz)	Refer to Plot[Note2]
Band 7	5 MHz	LCH	QPSK	RB25#0	4.504	4.969	11.1
			16-QAM	RB25#0	4.487	4.962	11.2
		MCH	QPSK	RB25#0	4.495	4.951	11.3
			16-QAM	RB25#0	4.494	4.978	11.4
		HCH	QPSK	RB25#0	4.494	4.951	11.5
			16-QAM	RB25#0	4.499	4.979	11.6
	10 MHz	LCH	QPSK	RB50#0	8.969	9.89	11.7
			16-QAM	RB50#0	8.979	9.803	11.8
		MCH	QPSK	RB50#0	8.957	9.838	11.9
			16-QAM	RB50#0	8.967	9.802	11.10
		HCH	QPSK	RB50#0	8.972	9.829	11.11
			16-QAM	RB50#0	8.963	9.867	11.12
	15 MHz	LCH	QPSK	RB75#0	13.449	14.767	11.13
			16-QAM	RB75#0	13.465	14.688	11.14
		MCH	QPSK	RB75#0	13.416	14.716	11.15
			16-QAM	RB75#0	13.454	14.64	11.16
		HCH	QPSK	RB75#0	13.431	14.78	11.17
			16-QAM	RB75#0	13.448	14.694	11.18
	20 MHz	LCH	QPSK	RB100#0	17.902	19.284	11.19
			16-QAM	RB100#0	17.9	19.359	11.20
		MCH	QPSK	RB100#0	17.912	19.381	11.21
			16-QAM	RB100#0	17.91	19.52	11.22
		HCH	QPSK	RB100#0	17.926	19.41	11.23
			16-QAM	RB100#0	17.892	19.402	11.24

Test Band	Test Bandwidth	Test Channel	Test Mode	Test RB (Size#Offset)	Measured 99% Occupied Bandwidth (MHz)	Measured -26 dB Occupied Bandwidth (MHz)	Refer to Plot[Note2]
Band 12	1.4 MHz	LCH	QPSK	RB6#0	1.093	1.262	12.1
			16-QAM	RB6#0	1.089	1.27	12.2
		MCH	QPSK	RB6#0	1.085	1.272	12.3
			16-QAM	RB6#0	1.093	1.297	12.4
		HCH	QPSK	RB6#0	1.09	1.287	12.5
			16-QAM	RB6#0	1.085	1.271	12.6
	3 MHz	LCH	QPSK	RB15#0	2.694	2.943	12.7
			16-QAM	RB15#0	2.693	2.948	12.8
		MCH	QPSK	RB15#0	2.696	2.939	12.9
			16-QAM	RB15#0	2.692	2.96	12.10
		HCH	QPSK	RB15#0	2.692	2.957	12.11
			16-QAM	RB15#0	2.689	2.961	12.12
	5 MHz	LCH	QPSK	RB25#0	4.504	4.98	12.13
			16-QAM	RB25#0	4.492	4.949	12.14
		MCH	QPSK	RB25#0	4.493	4.975	12.15
			16-QAM	RB25#0	4.5	5.01	12.16
		HCH	QPSK	RB25#0	4.493	4.942	12.17
			16-QAM	RB25#0	4.498	4.973	12.18
	10 MHz	LCH	QPSK	RB50#0	9	9.913	12.19
			16-QAM	RB50#0	8.989	9.737	12.20
		MCH	QPSK	RB50#0	8.966	9.843	12.21
			16-QAM	RB50#0	8.977	9.925	12.22
		HCH	QPSK	RB50#0	8.951	9.823	12.23
			16-QAM	RB50#0	8.952	9.832	12.24

Test Band	Test Bandwidth	Test Channel	Test Mode	Test RB (Size#Offset)	Measured 99% Occupied Bandwidth (MHz)	Measured -26 dB Occupied Bandwidth (MHz)	Refer to Plot[Note2]
Band 13	5 MHz	LCH	QPSK	RB25#0	4.496	5.566	13.1
			16-QAM	RB25#0	4.489	4.959	13.2
		MCH	QPSK	RB25#0	4.491	4.96	13.3
			16-QAM	RB25#0	4.501	4.973	13.4
		HCH	QPSK	RB25#0	4.493	4.946	13.5
			16-QAM	RB25#0	4.498	4.979	13.6
	10 MHz	LCH	QPSK	RB50#0	8.983	9.891	13.7
			16-QAM	RB50#0	8.983	9.785	13.8

Test Band	Test Bandwidth	Test Channel	Test Mode	Test RB (Size#Offset)	Measured 99% Occupied Bandwidth (MHz)	Measured -26 dB Occupied Bandwidth (MHz)	Refer to Plot[Note2]
Band 17	5 MHz	LCH	QPSK	RB25#0	4.496	4.997	14.1
			16-QAM	RB25#0	4.494	4.972	14.2
		MCH	QPSK	RB25#0	4.493	4.952	14.3
			16-QAM	RB25#0	4.495	5.007	14.4
		HCH	QPSK	RB25#0	4.489	4.933	14.5
			16-QAM	RB25#0	4.492	4.962	14.6
	10 MHz	LCH	QPSK	RB50#0	8.968	9.843	14.7
			16-QAM	RB50#0	8.979	9.738	14.8
		MCH	QPSK	RB50#0	8.947	9.835	14.9
			16-QAM	RB50#0	8.954	9.89	14.10
		HCH	QPSK	RB50#0	8.964	9.814	14.11
			16-QAM	RB50#0	8.971	9.837	14.12

Test Band	Test Bandwidth	Test Channel	Test Mode	Test RB (Size#Offset)	Measured 99% Occupied Bandwidth (MHz)	Measured -26 dB Occupied Bandwidth (MHz)	Refer to Plot[Note2]
Band 26 (Part22)	1.4 MHz	LCH	QPSK	RB6#0	1.086	1.278	15.1
			16-QAM	RB6#0	1.093	1.297	15.2
		MCH	QPSK	RB6#0	1.091	1.298	15.3
			16-QAM	RB6#0	1.085	1.269	15.4
		HCH	QPSK	RB6#0	1.094	1.259	15.5
			16-QAM	RB6#0	1.085	1.27	15.6
	3 MHz	LCH	QPSK	RB15#0	2.697	2.949	15.7
			16-QAM	RB15#0	2.692	2.95	15.8
		MCH	QPSK	RB15#0	2.696	2.939	15.9
			16-QAM	RB15#0	2.692	2.959	15.10
		HCH	QPSK	RB15#0	2.695	2.965	15.11
			16-QAM	RB15#0	2.689	2.957	15.12
	5 MHz	LCH	QPSK	RB25#0	4.495	4.99	15.13
			16-QAM	RB25#0	4.487	4.96	15.14
		MCH	QPSK	RB25#0	4.495	4.962	15.15
			16-QAM	RB25#0	4.492	4.97	15.16
		HCH	QPSK	RB25#0	4.49	4.931	15.17
			16-QAM	RB25#0	4.496	4.961	15.18
	10 MHz	LCH	QPSK	RB50#0	8.972	9.886	15.19
			16-QAM	RB50#0	8.971	9.811	15.20
		MCH	QPSK	RB50#0	8.949	9.835	15.21
			16-QAM	RB50#0	8.962	9.872	15.22
		HCH	QPSK	RB50#0	8.954	9.797	15.23
			16-QAM	RB50#0	8.955	9.83	15.24
	15 MHz	LCH	QPSK	RB75#0	13.433	14.819	15.25
			16-QAM	RB75#0	13.436	14.671	15.26
		MCH	QPSK	RB75#0	13.425	14.723	15.27
			16-QAM	RB75#0	13.45	14.701	15.28
		HCH	QPSK	RB75#0	13.392	14.729	15.29
			16-QAM	RB75#0	13.406	14.643	15.30

Test Band	Test Bandwidth	Test Channel	Test Mode	Test RB (Size#Offset)	Measured 99% Occupied Bandwidth (MHz)	Measured -26 dB Occupied Bandwidth (MHz)	Refer to Plot[Note2]
Band 26 (Part90)	1.4 MHz	LCH	QPSK	RB6#0	1.084	1.278	16.1
			16-QAM	RB6#0	1.089	1.301	16.2
		MCH	QPSK	RB6#0	1.092	1.293	16.3
			16-QAM	RB6#0	1.084	1.273	16.4
		HCH	QPSK	RB6#0	1.093	1.28	16.5
			16-QAM	RB6#0	1.09	1.28	16.6
	3 MHz	LCH	QPSK	RB15#0	2.695	2.948	16.7
			16-QAM	RB15#0	2.692	2.94	16.8
		MCH	QPSK	RB15#0	2.695	2.942	16.9
			16-QAM	RB15#0	2.695	2.955	16.10
		HCH	QPSK	RB15#0	2.702	2.966	16.11
			16-QAM	RB15#0	2.691	2.951	16.12
	5 MHz	LCH	QPSK	RB25#0	4.496	4.978	16.13
			16-QAM	RB25#0	4.484	4.951	16.14
		MCH	QPSK	RB25#0	4.493	4.964	16.15
			16-QAM	RB25#0	4.502	4.97	16.16
		HCH	QPSK	RB25#0	4.487	4.929	16.17
			16-QAM	RB25#0	4.496	4.977	16.18
	10 MHz	MCH	QPSK	RB50#0	8.969	9.867	16.19
			16-QAM	RB50#0	8.982	9.814	16.20

Test Band	Test Bandwidth	Test Channel	Test Mode	Test RB (Size#Offset)	Measured 99% Occupied Bandwidth (MHz)	Measured -26 dB Occupied Bandwidth (MHz)	Refer to Plot[Note2]
Band 66	1.4 MHz	LCH	QPSK	RB6#0	1.084	1.281	17.1
			16-QAM	RB6#0	1.093	1.296	17.2
		MCH	QPSK	RB6#0	1.09	1.29	17.3
			16-QAM	RB6#0	1.083	1.272	17.4
		HCH	QPSK	RB6#0	1.092	1.275	17.5
			16-QAM	RB6#0	1.09	1.279	17.6
	3 MHz	LCH	QPSK	RB15#0	2.696	2.94	17.7
			16-QAM	RB15#0	2.694	2.952	17.8
		MCH	QPSK	RB15#0	2.695	2.943	17.9
			16-QAM	RB15#0	2.692	2.968	17.10
		HCH	QPSK	RB15#0	2.694	2.955	17.11
			16-QAM	RB15#0	2.688	2.952	17.12
	5 MHz	LCH	QPSK	RB25#0	4.496	4.977	17.13
			16-QAM	RB25#0	4.489	4.976	17.14
		MCH	QPSK	RB25#0	4.493	4.949	17.15
			16-QAM	RB25#0	4.495	4.965	17.16
		HCH	QPSK	RB25#0	4.49	4.924	17.17
			16-QAM	RB25#0	4.499	5.021	17.18
	10 MHz	LCH	QPSK	RB50#0	8.971	9.892	17.19
			16-QAM	RB50#0	8.951	9.731	17.20
		MCH	QPSK	RB50#0	8.945	9.821	17.21
			16-QAM	RB50#0	8.946	9.797	17.22
		HCH	QPSK	RB50#0	8.955	9.844	17.23
			16-QAM	RB50#0	8.962	9.863	17.24
	15 MHz	LCH	QPSK	RB75#0	13.437	14.748	17.25
			16-QAM	RB75#0	13.45	14.637	17.26
		MCH	QPSK	RB75#0	13.4	14.682	17.27
			16-QAM	RB75#0	13.444	14.638	17.28
		HCH	QPSK	RB75#0	13.436	14.787	17.29
			16-QAM	RB75#0	13.468	15.746	17.30
	20 MHz	LCH	QPSK	RB100#0	17.915	19.403	17.31
			16-QAM	RB100#0	17.912	19.409	17.32
		MCH	QPSK	RB100#0	17.915	19.424	17.33
			16-QAM	RB100#0	17.923	19.567	17.34
		HCH	QPSK	RB100#0	17.952	19.455	17.35
			16-QAM	RB100#0	17.913	19.444	17.36

Test Band	Test Bandwidth	Test Channel	Test Mode	Test RB (Size#Offset)	Measured 99% Occupied Bandwidth (MHz)	Measured -26 dB Occupied Bandwidth (MHz)	Refer to Plot[Note2]
Band 38	5 MHz	LCH	QPSK	RB25#0	4.5	5.267	18.1
			16-QAM	RB25#0	4.505	5.123	18.2
		MCH	QPSK	RB25#0	4.511	5.366	18.3
			16-QAM	RB25#0	4.503	5.573	18.4
		HCH	QPSK	RB25#0	4.501	5.462	18.5
			16-QAM	RB25#0	4.505	5.17	18.6
	10 MHz	LCH	QPSK	RB50#0	8.991	10.445	18.7
			16-QAM	RB50#0	8.991	10.24	18.8
		MCH	QPSK	RB50#0	9.007	10.912	18.9
			16-QAM	RB50#0	8.953	9.78	18.10
		HCH	QPSK	RB50#0	9.021	10.877	18.11
			16-QAM	RB50#0	8.986	10.431	18.12
	15 MHz	LCH	QPSK	RB75#0	13.48	15.077	18.13
			16-QAM	RB75#0	13.48	15.638	18.14
		MCH	QPSK	RB75#0	13.472	16.763	18.15
			16-QAM	RB75#0	13.528	15.734	18.16
		HCH	QPSK	RB75#0	13.482	16.142	18.17
			16-QAM	RB75#0	13.492	15.345	18.18
	20 MHz	LCH	QPSK	RB100#0	17.974	20.162	18.19
			16-QAM	RB100#0	17.923	20.076	18.20
		MCH	QPSK	RB100#0	17.933	20.047	18.21
			16-QAM	RB100#0	17.991	22.053	18.22
		HCH	QPSK	RB100#0	17.956	20.4	18.23
			16-QAM	RB100#0	17.942	20.83	18.24

Test Band	Test Bandwidth	Test Channel	Test Mode	Test RB (Size#Offset)	Measured 99% Occupied Bandwidth (MHz)	Measured -26 dB Occupied Bandwidth (MHz)	Refer to Plot[Note2]
Band 41	5 MHz	LCH	QPSK	RB25#0	4.502	5.29	19.1
			16-QAM	RB25#0	4.505	5.141	19.2
		MCH	QPSK	RB25#0	4.508	5.343	19.3
			16-QAM	RB25#0	4.504	5.577	19.4
		HCH	QPSK	RB25#0	4.5	5.408	19.5
			16-QAM	RB25#0	4.506	5.148	19.6
	10 MHz	LCH	QPSK	RB50#0	8.992	10.294	19.7
			16-QAM	RB50#0	8.99	10.2	19.8
		MCH	QPSK	RB50#0	9.005	10.957	19.9
			16-QAM	RB50#0	8.946	9.779	19.10
		HCH	QPSK	RB50#0	9.015	10.928	19.11
			16-QAM	RB50#0	8.981	10.516	19.12
	15 MHz	LCH	QPSK	RB75#0	13.488	15.07	19.13
			16-QAM	RB75#0	13.495	15.84	19.14
		MCH	QPSK	RB75#0	13.48	16.762	19.15
			16-QAM	RB75#0	13.531	15.533	19.16
		HCH	QPSK	RB75#0	13.478	16.009	19.17
			16-QAM	RB75#0	13.5	15.466	19.18
	20 MHz	LCH	QPSK	RB100#0	17.977	19.885	19.19
			16-QAM	RB100#0	17.923	20.081	19.20
		MCH	QPSK	RB100#0	17.936	20.124	19.21
			16-QAM	RB100#0	17.999	22.149	19.22
		HCH	QPSK	RB100#0	17.961	20.735	19.23
			16-QAM	RB100#0	17.936	20.719	19.24

Test Channel	Modulation	PCC RB		SCC RB		Measured 99% Occupied Bandwidth (MHz)	Measured -26 dB Occupied Bandwidth (MHz)	Refer to Plot[Note2]
		Size	Offset	Size	Offset			
CA_7C								
10MHz+20MHz								
Mid	QPSK	50	0	100	0	27.82	29.7	20.1
	16-QAM	50	0	100	0	27.75	29.54	20.2
20MHz+10MHz								
Mid	QPSK	100	0	50	0	27.84	29.72	20.3
	16-QAM	100	0	50	0	27.77	29.56	20.4
15MHz+15MHz								
Mid	QPSK	75	0	75	0	28.39	30.39	20.5
	16-QAM	75	0	75	0	28.42	30.37	20.6
15MHz+20MHz								
Mid	QPSK	75	0	100	0	32.73	34.97	20.7
	16-QAM	75	0	100	0	32.63	34.81	20.8
20MHz+15MHz								
Mid	QPSK	100	0	75	0	32.67	34.84	20.9
	16-QAM	100	0	75	0	32.7	34.83	20.10
20MHz+20MHz								
Mid	QPSK	100	0	100	0	37.68	40.04	20.11
	16-QAM	100	0	100	0	37.57	40.13	20.12

Test Channel	Modulation	PCC RB		SCC RB		Measured 99% Occupied Bandwidth (MHz)	Measured -26 dB Occupied Bandwidth (MHz)	Refer to Plot[Note2]
		Size	Offset	Size	Offset			
CA_38C								
15MHz+15MHz								
Mid	QPSK	75	0	75	0	28.45	30.77	21.1
	16-QAM	75	0	75	0	28.49	30.5	21.2
20MHz+20MHz								
Mid	QPSK	100	0	100	0	37.72	41.94	21.3
	16-QAM	100	0	100	0	37.66	41.24	21.4

Test Channel	Modulation	PCC RB		SCC RB		Measured 99% Occupied Bandwidth (MHz)	Measured - 26 dB Occupied Bandwidth (MHz)	Refer to Plot[Note2]
		Size	Offset	Size	Offset			
CA_41C								
5MHz+20MHz								
Mid	QPSK	25	0	100	0	23.01	25.8	22.1
	16-QAM	25	0	100	0	22.93	24.46	22.2
20MHz+5MHz								
Mid	QPSK	100	0	25	0	23.05	24.95	22.3
	16-QAM	100	0	25	0	22.98	24.45	22.4
10MHz+20MHz								
Mid	QPSK	50	0	100	0	27.89	31.79	22.5
	16-QAM	50	0	100	0	27.84	30.36	22.6
20MHz+10MHz								
Mid	QPSK	100	0	50	0	27.92	30.05	22.7
	16-QAM	100	0	50	0	27.82	29.99	22.8
15MHz+15MHz								
Mid	QPSK	75	0	75	0	28.44	30.69	22.9
	16-QAM	75	0	75	0	28.49	30.5	22.10
15MHz+20MHz								
Mid	QPSK	75	0	100	0	32.81	36.55	22.11
	16-QAM	75	0	100	0	32.67	35.29	22.12
20MHz+15MHz								
Mid	QPSK	100	0	75	0	32.82	37.95	22.13
	16-QAM	100	0	75	0	32.77	36.56	22.14
20MHz+20MHz								
Mid	QPSK	100	0	100	0	37.72	40.4	22.15
	16-QAM	100	0	100	0	37.7	42.14	22.16

NR Mode Test Data

Test Band	NR Test Bandwidth	Test Channel	Test Mode	NR UL RB No.	NR UL RB Pos.	Measured 99% Occupied Bandwidth (MHz)	Measured -26 dB Occupied Bandwidth (MHz)	Verdict	Refer to Plot Note2
n5	5 MHz	LCH	PI2 BPSK	25	0	4.49	4.94	Pass	23.1
			QPSK	25	0	4.49	4.94	Pass	23.2
		MCH	PI2 BPSK	25	0	4.49	4.91	Pass	23.3
			QPSK	25	0	4.49	4.93	Pass	23.4
		HCH	PI2 BPSK	25	0	4.48	4.91	Pass	23.5
			QPSK	25	0	4.5	4.95	Pass	23.6
	10 MHz	LCH	PI2 BPSK	50	0	8.92	9.22	Pass	23.7
			QPSK	50	0	8.91	9.2	Pass	23.8
		MCH	PI2 BPSK	50	0	8.92	9.21	Pass	23.9
			QPSK	50	0	8.91	9.25	Pass	23.10
		HCH	PI2 BPSK	50	0	8.9	9.17	Pass	23.11
			QPSK	50	0	8.89	9.25	Pass	23.12
	15 MHz	LCH	PI2 BPSK	75	0	13.36	13.78	Pass	23.13
			QPSK	75	0	13.35	13.76	Pass	23.14
		MCH	PI2 BPSK	75	0	13.37	13.81	Pass	23.15
			QPSK	75	0	13.36	13.76	Pass	23.16
		HCH	PI2 BPSK	75	0	13.36	13.75	Pass	23.17
			QPSK	75	0	13.34	13.77	Pass	23.18
	20 MHz	LCH	PI2 BPSK	100	0	17.83	18.28	Pass	23.19
			QPSK	100	0	17.79	18.27	Pass	23.20
		MCH	PI2 BPSK	100	0	17.83	18.26	Pass	23.21
			QPSK	100	0	17.8	18.25	Pass	23.22
		HCH	PI2 BPSK	100	0	17.82	18.3	Pass	23.23
			QPSK	100	0	17.78	18.26	Pass	23.24
	25 MHz	MCH	PI2 BPSK	128	0	23.25	25.21	Pass	23.25
			QPSK	128	0	23.19	25.23	Pass	23.26
n7	5 MHz	LCH	PI2 BPSK	25	0	4.5	4.91	Pass	24.1
			QPSK	25	0	4.48	4.89	Pass	24.2
		MCH	PI2 BPSK	25	0	4.47	4.89	Pass	24.3
			QPSK	25	0	4.5	4.92	Pass	24.4
		HCH	PI2 BPSK	25	0	4.5	4.92	Pass	24.5
			QPSK	25	0	4.48	4.89	Pass	24.6
	10 MHz	LCH	PI2 BPSK	50	0	8.91	9.26	Pass	24.7
			QPSK	50	0	8.93	9.27	Pass	24.8
		MCH	PI2 BPSK	50	0	8.91	9.26	Pass	24.9
			QPSK	50	0	8.93	9.25	Pass	24.10
		HCH	PI2 BPSK	50	0	8.91	9.23	Pass	24.11

Test Band	NR Test Bandwidth	Test Channel	Test Mode	NR UL RB No.	NR UL RB Pos.	Measured 99% Occupied Bandwidth (MHz)	Measured -26 dB Occupied Bandwidth (MHz)	Verdict	Refer to Plot Note2
			QPSK	50	0	8.93	9.28	Pass	24.12
	15 MHz	LCH	PI2 BPSK	75	0	13.39	13.74	Pass	24.13
			QPSK	75	0	13.39	13.78	Pass	24.14
		MCH	PI2 BPSK	75	0	13.4	13.77	Pass	24.15
			QPSK	75	0	13.39	13.8	Pass	24.16
		HCH	PI2 BPSK	75	0	13.4	13.77	Pass	24.17
			QPSK	75	0	13.39	13.76	Pass	24.18
	20 MHz	LCH	PI2 BPSK	100	0	17.82	18.28	Pass	24.19
			QPSK	100	0	17.85	18.35	Pass	24.20
		MCH	PI2 BPSK	100	0	17.82	18.3	Pass	24.21
			QPSK	100	0	17.83	18.36	Pass	24.22
		HCH	PI2 BPSK	100	0	17.83	18.32	Pass	24.23
			QPSK	100	0	17.82	18.32	Pass	24.24
	25 MHz	LCH	PI2 BPSK	128	0	23.36	25.23	Pass	24.25
			QPSK	128	0	23.24	25.22	Pass	24.26
		MCH	PI2 BPSK	128	0	23.38	25.25	Pass	24.27
			QPSK	128	0	23.24	25.22	Pass	24.28
		HCH	PI2 BPSK	128	0	23.35	25.26	Pass	24.29
			QPSK	128	0	23.2	25.19	Pass	24.30
	30 MHz	LCH	PI2 BPSK	160	0	28.85	31.01	Pass	24.31
			QPSK	160	0	28.91	30.99	Pass	24.32
		MCH	PI2 BPSK	160	0	28.87	30.99	Pass	24.33
			QPSK	160	0	28.92	31	Pass	24.34
		HCH	PI2 BPSK	160	0	28.82	30.95	Pass	24.35
			QPSK	160	0	28.89	30.98	Pass	24.36
	35 MHz	LCH	PI2 BPSK	180	0	32.35	34.5	Pass	24.37
			QPSK	180	0	32.28	34.54	Pass	24.38
		MCH	PI2 BPSK	180	0	32.34	34.53	Pass	24.39
			QPSK	180	0	32.33	34.57	Pass	24.40
		HCH	PI2 BPSK	180	0	32.27	34.48	Pass	24.41
			QPSK	180	0	32.27	34.57	Pass	24.42
	40 MHz	LCH	PI2 BPSK	216	0	38.75	41.07	Pass	24.43
			QPSK	216	0	38.64	41.07	Pass	24.44
		MCH	PI2 BPSK	216	0	38.78	41.09	Pass	24.45
			QPSK	216	0	38.69	41.07	Pass	24.46
		HCH	PI2 BPSK	216	0	38.71	41.06	Pass	24.47
			QPSK	216	0	38.62	41.05	Pass	24.48
	50 MHz	LCH	PI2 BPSK	270	0	48.21	50.83	Pass	24.49

Test Band	NR Test Bandwidth	Test Channel	Test Mode	NR UL RB No.	NR UL RB Pos.	Measured 99% Occupied Bandwidth (MHz)	Measured -26 dB Occupied Bandwidth (MHz)	Verdict	Refer to Plot Note2
			QPSK	270	0	48.31	50.86	Pass	24.50
		MCH	PI2 BPSK	270	0	48.22	50.79	Pass	24.51
			QPSK	270	0	48.23	50.84	Pass	24.52
		HCH	PI2 BPSK	270	0	48.14	50.79	Pass	24.53
			QPSK	270	0	48.15	50.78	Pass	24.54
n38	10 MHz	LCH	PI2 BPSK	24	0	8.57	8.99	Pass	25.1
			QPSK	24	0	8.55	8.97	Pass	25.2
		MCH	PI2 BPSK	24	0	8.57	9.01	Pass	25.3
			QPSK	24	0	8.55	9	Pass	25.4
		HCH	PI2 BPSK	24	0	8.57	8.99	Pass	25.5
			QPSK	24	0	8.55	8.97	Pass	25.6
	15 MHz	LCH	PI2 BPSK	36	0	12.83	13.32	Pass	25.7
			QPSK	36	0	12.83	13.28	Pass	25.8
		MCH	PI2 BPSK	36	0	12.83	13.24	Pass	25.9
			QPSK	36	0	12.83	13.29	Pass	25.10
		HCH	PI2 BPSK	36	0	12.84	13.33	Pass	25.11
			QPSK	36	0	12.84	13.3	Pass	25.12
	20 MHz	LCH	PI2 BPSK	50	0	17.84	18.3	Pass	25.13
			QPSK	50	0	17.82	18.33	Pass	25.14
		MCH	PI2 BPSK	50	0	17.84	18.3	Pass	25.15
			QPSK	50	0	17.82	18.33	Pass	25.16
		HCH	PI2 BPSK	50	0	17.84	18.32	Pass	25.17
			QPSK	50	0	17.82	18.27	Pass	25.18
	25 MHz	LCH	PI2 BPSK	64	0	23.18	25.17	Pass	25.19
			QPSK	64	0	23.26	25.34	Pass	25.20
		MCH	PI2 BPSK	64	0	23.15	25.17	Pass	25.21
			QPSK	64	0	23.24	25.32	Pass	25.22
		HCH	PI2 BPSK	64	0	23.2	25.19	Pass	25.23
			QPSK	64	0	23.24	25.31	Pass	25.24
	30 MHz	LCH	PI2 BPSK	75	0	27.19	29.33	Pass	25.25
			QPSK	75	0	27.05	29.32	Pass	25.26
		MCH	PI2 BPSK	75	0	27.21	29.37	Pass	25.27
			QPSK	75	0	27.06	29.42	Pass	25.28
		HCH	PI2 BPSK	75	0	27.21	29.42	Pass	25.29
			QPSK	75	0	27.06	29.48	Pass	25.30
	40 MHz	LCH	PI2 BPSK	100	0	35.98	38.49	Pass	25.31
			QPSK	100	0	35.89	38.42	Pass	25.32
		MCH	PI2 BPSK	100	0	35.97	38.46	Pass	25.33

Test Band	NR Test Bandwidth	Test Channel	Test Mode	NR UL RB No.	NR UL RB Pos.	Measured 99% Occupied Bandwidth (MHz)	Measured -26 dB Occupied Bandwidth (MHz)	Verdict	Refer to Plot Note2
			QPSK	100	0	35.88	38.47	Pass	25.34
		HCH	PI2 BPSK	100	0	35.95	38.45	Pass	25.35
			QPSK	100	0	35.89	38.48	Pass	25.36
n41	10 MHz	LCH	PI2 BPSK	24	0	8.56	9.08	Pass	26.1
			QPSK	24	0	8.55	9.05	Pass	26.2
		MCH	PI2 BPSK	24	0	8.54	9.01	Pass	26.3
			QPSK	24	0	8.56	9	Pass	26.4
		HCH	PI2 BPSK	24	0	8.55	8.99	Pass	26.5
			QPSK	24	0	8.55	8.95	Pass	26.6
	15 MHz	LCH	PI2 BPSK	36	0	12.86	13.3	Pass	26.7
			QPSK	36	0	12.82	13.38	Pass	26.8
		MCH	PI2 BPSK	36	0	12.87	13.31	Pass	26.9
			QPSK	36	0	12.82	13.32	Pass	26.10
		HCH	PI2 BPSK	36	0	12.82	13.28	Pass	26.11
			QPSK	36	0	12.83	13.38	Pass	26.12
	20 MHz	LCH	PI2 BPSK	50	0	17.82	18.35	Pass	26.13
			QPSK	50	0	17.83	18.37	Pass	26.14
		MCH	PI2 BPSK	50	0	17.81	18.33	Pass	26.15
			QPSK	50	0	17.83	18.35	Pass	26.16
		HCH	PI2 BPSK	50	0	17.8	18.39	Pass	26.17
			QPSK	50	0	17.82	18.37	Pass	26.18
	25 MHz	LCH	PI2 BPSK	64	0	23.22	25.24	Pass	26.19
			QPSK	64	0	23.21	25.24	Pass	26.20
		MCH	PI2 BPSK	64	0	23.21	25.14	Pass	26.21
			QPSK	64	0	23.22	25.31	Pass	26.22
		HCH	PI2 BPSK	64	0	23.22	25.29	Pass	26.23
			QPSK	64	0	23.21	25.26	Pass	26.24
	35 MHz	LCH	PI2 BPSK	90	0	32.44	34.57	Pass	26.25
			QPSK	90	0	32.34	34.71	Pass	26.26
		MCH	PI2 BPSK	90	0	32.39	34.61	Pass	26.27
			QPSK	90	0	32.39	34.71	Pass	26.28
		HCH	PI2 BPSK	90	0	32.38	34.68	Pass	26.29
			QPSK	90	0	32.4	34.74	Pass	26.30
	40 MHz	LCH	PI2 BPSK	100	0	35.89	38.27	Pass	26.31
			QPSK	100	0	35.82	38.3	Pass	26.32
		MCH	PI2 BPSK	100	0	35.88	38.26	Pass	26.33
			QPSK	100	0	35.83	38.26	Pass	26.34
		HCH	PI2 BPSK	100	0	35.86	38.17	Pass	26.35

Test Band	NR Test Bandwidth	Test Channel	Test Mode	NR UL RB No.	NR UL RB Pos.	Measured 99% Occupied Bandwidth (MHz)	Measured -26 dB Occupied Bandwidth (MHz)	Verdict	Refer to Plot Note2
			QPSK	100	0	35.82	38.37	Pass	26.36
	45 MHz	LCH	PI2 BPSK	108	0	38.84	41.13	Pass	26.37
			QPSK	108	0	38.81	41.23	Pass	26.38
		MCH	PI2 BPSK	108	0	38.8	41.2	Pass	26.39
			QPSK	108	0	38.76	41.28	Pass	26.40
		HCH	PI2 BPSK	108	0	38.83	41.18	Pass	26.41
			QPSK	108	0	38.78	41.22	Pass	26.42
	50 MHz	LCH	PI2 BPSK	128	0	45.95	48.3	Pass	26.43
			QPSK	128	0	45.76	48.35	Pass	26.44
		MCH	PI2 BPSK	128	0	45.92	48.36	Pass	26.45
			QPSK	128	0	45.72	48.37	Pass	26.46
		HCH	PI2 BPSK	128	0	45.94	48.35	Pass	26.47
			QPSK	128	0	45.74	48.35	Pass	26.48
	60 MHz	LCH	PI2 BPSK	162	0	57.83	60.59	Pass	26.49
			QPSK	162	0	57.87	60.6	Pass	26.50
		MCH	PI2 BPSK	162	0	57.81	60.57	Pass	26.51
			QPSK	162	0	57.84	60.64	Pass	26.52
		HCH	PI2 BPSK	162	0	57.86	60.59	Pass	26.53
			QPSK	162	0	57.91	60.5	Pass	26.54
	70 MHz	LCH	PI2 BPSK	180	0	64.37	66.95	Pass	26.55
			QPSK	180	0	64.2	67.03	Pass	26.56
		MCH	PI2 BPSK	180	0	64.33	66.91	Pass	26.57
			QPSK	180	0	64.19	67.08	Pass	26.58
		HCH	PI2 BPSK	180	0	64.36	66.97	Pass	26.59
			QPSK	180	0	64.27	67	Pass	26.60
	80 MHz	LCH	PI2 BPSK	216	0	77.1	79.94	Pass	26.61
			QPSK	216	0	77.03	80.13	Pass	26.62
		MCH	PI2 BPSK	216	0	76.96	79.94	Pass	26.63
			QPSK	216	0	77.04	80.09	Pass	26.64
		HCH	PI2 BPSK	216	0	77.06	80.04	Pass	26.65
			QPSK	216	0	77.11	80.14	Pass	26.66
	90 MHz	LCH	PI2 BPSK	243	0	86.79	89.89	Pass	26.67
			QPSK	243	0	86.66	89.9	Pass	26.68
		MCH	PI2 BPSK	243	0	86.73	89.75	Pass	26.69
			QPSK	243	0	86.6	89.87	Pass	26.70
		HCH	PI2 BPSK	243	0	86.79	89.76	Pass	26.71
			QPSK	243	0	86.75	89.9	Pass	26.72
		LCH	PI2 BPSK	270	0	96.31	99.55	Pass	26.73

Test Band	NR Test Bandwidth	Test Channel	Test Mode	NR UL RB No.	NR UL RB Pos.	Measured 99% Occupied Bandwidth (MHz)	Measured -26 dB Occupied Bandwidth (MHz)	Verdict	Refer to Plot Note2
	100 MHz		QPSK	270	0	96.43	99.72	Pass	26.74
		MCH	PI2 BPSK	270	0	96.26	99.51	Pass	26.75
			QPSK	270	0	96.39	99.67	Pass	26.76
		HCH	PI2 BPSK	270	0	96.37	99.51	Pass	26.77
			QPSK	270	0	96.5	99.71	Pass	26.78
n66	5 MHz	LCH	PI2 BPSK	25	0	4.49	4.89	Pass	27.1
			QPSK	25	0	4.48	4.89	Pass	27.2
		MCH	PI2 BPSK	25	0	4.49	4.89	Pass	27.3
			QPSK	25	0	4.48	4.89	Pass	27.4
		HCH	PI2 BPSK	25	0	4.49	4.9	Pass	27.5
			QPSK	25	0	4.47	4.89	Pass	27.6
	10 MHz	LCH	PI2 BPSK	50	0	8.91	9.24	Pass	27.7
			QPSK	50	0	8.92	9.29	Pass	27.8
		MCH	PI2 BPSK	50	0	8.9	9.22	Pass	27.9
			QPSK	50	0	8.92	9.25	Pass	27.10
		HCH	PI2 BPSK	50	0	8.91	9.23	Pass	27.11
			QPSK	50	0	8.92	9.29	Pass	27.12
	15 MHz	LCH	PI2 BPSK	75	0	13.36	13.81	Pass	27.13
			QPSK	75	0	13.37	13.78	Pass	27.14
		MCH	PI2 BPSK	75	0	13.37	13.81	Pass	27.15
			QPSK	75	0	13.38	13.83	Pass	27.16
		HCH	PI2 BPSK	75	0	13.36	13.76	Pass	27.17
			QPSK	75	0	13.38	13.78	Pass	27.18
	20 MHz	LCH	PI2 BPSK	100	0	17.85	18.3	Pass	27.19
			QPSK	100	0	17.85	18.35	Pass	27.20
		MCH	PI2 BPSK	100	0	17.86	18.29	Pass	27.21
			QPSK	100	0	17.85	18.35	Pass	27.22
		HCH	PI2 BPSK	100	0	17.85	18.32	Pass	27.23
			QPSK	100	0	17.85	18.28	Pass	27.24
	25 MHz	LCH	PI2 BPSK	128	0	23.36	25.24	Pass	27.25
			QPSK	128	0	23.28	25.26	Pass	27.26
		MCH	PI2 BPSK	128	0	23.37	25.23	Pass	27.27
			QPSK	128	0	23.29	25.26	Pass	27.28
		HCH	PI2 BPSK	128	0	23.32	25.17	Pass	27.29
			QPSK	128	0	23.26	25.25	Pass	27.30
	30 MHz	LCH	PI2 BPSK	160	0	28.9	31.04	Pass	27.31
			QPSK	160	0	28.94	31.01	Pass	27.32
		MCH	PI2 BPSK	160	0	28.93	31.05	Pass	27.33

Test Band	NR Test Bandwidth	Test Channel	Test Mode	NR UL RB No.	NR UL RB Pos.	Measured 99% Occupied Bandwidth (MHz)	Measured -26 dB Occupied Bandwidth (MHz)	Verdict	Refer to Plot Note2
			QPSK	160	0	28.97	31.03	Pass	27.34
		HCH	PI2 BPSK	160	0	28.89	30.99	Pass	27.35
			QPSK	160	0	28.95	31.03	Pass	27.36
	35 MHz	LCH	PI2 BPSK	180	0	32.4	34.6	Pass	27.37
			QPSK	180	0	32.49	34.68	Pass	27.38
		MCH	PI2 BPSK	180	0	32.43	34.59	Pass	27.39
			QPSK	180	0	32.53	34.63	Pass	27.40
		HCH	PI2 BPSK	180	0	32.4	34.55	Pass	27.41
			QPSK	180	0	32.5	34.63	Pass	27.42
	40 MHz	LCH	PI2 BPSK	216	0	38.68	41.07	Pass	27.43
			QPSK	216	0	38.72	41.11	Pass	27.44
		MCH	PI2 BPSK	216	0	38.73	41.08	Pass	27.45
			QPSK	216	0	38.78	41.12	Pass	27.46
		HCH	PI2 BPSK	216	0	38.7	41.07	Pass	27.47
			QPSK	216	0	38.74	41.11	Pass	27.48
	45 MHz	LCH	PI2 BPSK	240	0	43	45.4	Pass	27.49
			QPSK	240	0	42.98	45.39	Pass	27.50
		MCH	PI2 BPSK	240	0	43.08	45.4	Pass	27.51
			QPSK	240	0	42.97	45.36	Pass	27.52
		HCH	PI2 BPSK	240	0	43.03	45.38	Pass	27.53
			QPSK	240	0	43.01	45.42	Pass	27.54

A.4 Frequency Stability

GSM 850

Test Conditions		Frequency Deviation						Verdict
Power (VDC)	Temperature (°C)	LCH 824.2 MHz		MCH 836.6 MHz		HCH 848.8 MHz		
		Value (Hz)	Limits (Hz)	Value (Hz)	Limits (Hz)	Value (Hz)	Limits (Hz)	
3.87	-30	-19.05	±2060.5	-13.75	±2091.5	-13.04	±2122	Pass
	-20	-13.5		-12.82		-12.91		
	-10	-12.11		-11.01		-15.37		
	0	-13.85		-10.49		-12.98		
	+10	-18.14		-16.5		-15.37		
	+20	-15.92		-17.66		-14.59		
	+25	-15.95		-12.62		-12.2		
	+30	-16.98		-14.82		-14.85		
	+40	-13.53		-15.69		-12.75		
	+50	-17.43		-15.72		-12.66		
4.45	+25	-17.14		-16.92		-13.75		
3.6	+25	-14.69		-15.98		-12.69		

GSM 1900

Test Conditions		Frequency Deviation						Verdict
Power (VDC)	Temperature (°C)	LCH 1850.2 MHz		MCH 1880 MHz		HCH 1909.8 MHz		
		Value (Hz)	Limits (Hz)	Value (Hz)	Limits (Hz)	Value (Hz)	Limits (Hz)	
3.87	-30	-11.49	±4625.5	-9.65	±4700.0	-18.98	±4774.5	Pass
	-20	-10.36		-10.82		-16.08		
	-10	9.04		-10.98		-15.46		
	0	-8.56		-14.46		-13.46		
	+10	-11.04		-9.23		-14.63		
	+20	-18.02		-17.05		-16.37		
	+25	-9.23		-11.33		-10.07		
	+30	-11.66		-13.37		-15.11		
	+40	-8.72		-12.85		-14.27		
	+50	-11.62		-8.43		-16.5		
4.45	+25	-6.49		-13.62		-17.37		
3.6	+25	-11.27		-12.85		-13.75		

GPRS 850

Test Conditions		Frequency Deviation						Verdict
Power (VDC)	Temperature (°C)	LCH 824.2 MHz		MCH 836.6 MHz		HCH 848.8 MHz		
		Value (Hz)	Limits (Hz)	Value (Hz)	Limits (Hz)	Value (Hz)	Limits (Hz)	
3.87	-30	-23.02	±2060.5	-18.98	±2091.5	-19.24	±2122	Pass
	-20	-22.24		-16.11		-14.98		
	-10	-16.21		-15.79		-18.47		
	0	-17.76		-19.4		-16.24		
	+10	-17.98		-16.72		-16.59		
	+20	-20.53		-18.21		-19.63		
	+25	-19.4		-17.47		-17.31		
	+30	-23.73		-17.53		-14.92		
	+40	-18.69		-16.98		-18.63		
	+50	-20.7		-19.76		-20.5		
4.45	+25	-17.79		-17.18		-17.5		
3.6	+25	-20.08		-19.05		-19.5		

GPRS 1900

Test Conditions		Frequency Deviation						Verdict
Power (VDC)	Temperature (°C)	LCH 1850.2 MHz		MCH 1880 MHz		HCH 1909.8 MHz		
		Value (Hz)	Limits (Hz)	Value (Hz)	Limits (Hz)	Value (Hz)	Limits (Hz)	
3.87	-30	-21.28	±4625.5	-9.65	±4700.0	-13.79	±4774.5	Pass
	-20	-19.05		-18.02		-21.92		
	-10	-13.56		-15.63		-16.3		
	0	-14.85		-13.95		-16.01		
	+10	-14.27		-13.3		-15.66		
	+20	-11.91		-9.72		-19.24		
	+25	-13.92		-8.88		-14.27		
	+30	-8.62		-13.85		-12.24		
	+40	-8.81		-9.94		-16.66		
	+50	-17.76		-12.14		-16.63		
4.45	+25	-12.11		-17.18		-12.91		
3.6	+25	-10.43		-16.08		-9.27		

EGPRS 850

Test Conditions		Frequency Deviation						Verdict
Power (VDC)	Temperature (°C)	LCH 824.2 MHz		MCH 836.6 MHz		HCH 848.8 MHz		
		Value (Hz)	Limits (Hz)	Value (Hz)	Limits (Hz)	Value (Hz)	Limits (Hz)	
3.87	-30	-11.62	±2060.5	-7.36	±2091.5	-9.56	±2122	Pass
	-20	-8.72		-9.46		-5.17		
	-10	-5.33		-7.59		-7.59		
	0	-8.01		-10.23		-13.3		
	+10	-11.07		-9.2		-7.81		
	+20	-10.17		-12.37		-6.07		
	+25	-10.07		-8.91		-12.53		
	+30	-8.2		-7.62		-7.49		
	+40	-7.36		5.52		-4.88		
	+50	-10.17		-9.4		-15.21		
4.45	+25	-11.2		-9.43		-10.33		
3.6	+25	-8.1		-5.65		-9.07		

EGPRS 1900

Test Conditions		Frequency Deviation						Verdict
Power (VDC)	Temperature (°C)	LCH 1850.2 MHz		MCH 1880 MHz		HCH 1909.8 MHz		
		Value (Hz)	Limits (Hz)	Value (Hz)	Limits (Hz)	Value (Hz)	Limits (Hz)	
3.87	-30	-14.82	±4625.5	-9.43	±4700.0	-11.3	±4774.5	Pass
	-20	-13.53		-9.72		-11.27		
	-10	-20.73		-14.14		-16.98		
	0	-17.11		-18.44		-18.11		
	+10	-14.27		-14.59		-21.31		
	+20	-17.24		-14.69		-16.53		
	+25	-17.01		-13.5		-17.21		
	+30	-11.91		-10.72		-12.07		
	+40	-19.47		-14.14		-12.95		
	+50	-21.18		-23.25		-21.57		
4.45	+25	-12.95		-15.79		-11.14		
3.6	+25	-12.56		-17.21		-12.59		

WCDMA Band 2

Test Conditions		Frequency Deviation						Verdict
Power (VDC)	Temperature (°C)	LCH 1852.4 MHz		MCH 1880 MHz		HCH 1907.6 MHz		
		Value (Hz)	Limits (Hz)	Value (Hz)	Limits (Hz)	Value (Hz)	Limits (Hz)	
3.87	-30	1.6	±4631	-2.56	±4700	-3.95	±4769	Pass
	-20	7.45		0.09		-2.41		
	-10	8.48		1.9		-0.78		
	0	5.91		0.96		-2		
	+10	7.96		2.55		-0.51		
	+20	8.23		2.48		-1.36		
	+25	8.38		0.88		-1.25		
	+30	8.4		3.11		-1.34		
	+40	9.04		1.04		0.65		
	+50	8.8		3.65		-0.15		
4.45	+25	5.46		1.04		1.31		
3.6	+25	7.29		2.2		0.6		

WCDMA Band 4

Test Conditions		Frequency Deviation						Verdict
Power (VDC)	Temperature (°C)	LCH 1712.4 MHz		MCH 1732.4 MHz		HCH 1752.6 MHz		
		Value (Hz)	Limits (Hz)	Value (Hz)	Limits (Hz)	Value (Hz)	Limits (Hz)	
3.87	-30	6.19	±4281	0.39	±4331	-1.66	±4381.5	Pass
	-20	5.8		-3.38		-1.49		
	-10	4.05		1.84		-3.25		
	0	6.18		0.13		-1.58		
	+10	4.41		2.3		-1.03		
	+20	2.17		1.85		-3.65		
	+25	-3.38		2.05		1.29		
	+30	4.58		-1.09		-0.91		
	+40	3.28		3.96		-2.68		
	+50	4.63		-2.93		-2.2		
4.45	+25	1.42		0.48		-1.84		
3.6	+25	1.05		1.47		-5.29		

WCDMA Band B5

Test Conditions		Frequency Deviation						Verdict
Power (VDC)	Temperature (°C)	LCH 826.4 MHz		MCH 836.4 MHz		HCH 846.6 MHz		
		Value (Hz)	Limits (Hz)	Value (Hz)	Limits (Hz)	Value (Hz)	Limits (Hz)	
3.87	-30	-1.34	±2066	-2.42	±2091	-4.07	±2116.5	Pass
	-20	0.77		-1.23		-3.18		
	-10	0.22		-1.02		-2.86		
	0	1.21		-0.59		-3.48		
	+10	1.13		-1.14		-2.7		
	+20	0.41		-1.22		-2.83		
	+25	0.21		-0.7		-2.32		
	+30	1.29		-0.57		-2.8		
	+40	1.84		-0.69		-3.33		
	+50	1.9		-1.61		-2.32		
4.45	+25	1.02		-2.02		-2.72		
3.6	+25	1.24		-1.17		-3		

LTE Band 2 QPSK 10 MHz

Test Conditions		Frequency Deviation		Verdict
Power (VDC)	Temperature (°C)	MCH 1880 MHz		
		Value(Hz)	Limits (Hz)	
3.87	-30	0.06	±4700	Pass
	-20	-33.6		
	-10	-57.68		
	0	-45.99		
	+10	-18.12		
	+20	-75.12		
	+25	-24.51		
	+30	-65.65		
	+40	-100.64		
	+50	-31.12		
4.45	+25	-9.67		
3.6	+25	-34.3		

LTE Band 2 16QAM 10 MHz

Test Conditions		Frequency Deviation		Verdict
Power (VDC)	Temperature (°C)	MCH 1880 MHz		
		Value(Hz)	Limits (Hz)	
3.87	-30	-15.38	±4700	Pass
	-20	-54.88		
	-10	-72.66		
	0	-55.7		
	+10	-26.2		
	+20	-81.59		
	+25	-30.08		
	+30	-69.99		
	+40	-3.41		
	+50	-34.88		
4.45	+25	-11.18		
3.6	+25	-36.25		

LTE Band 4 QPSK 10 MHz

Test Conditions		Frequency Deviation		Verdict
Power (VDC)	Temperature (°C)	MCH 1732.5 MHz		
		Value(Hz)	Limits (Hz)	
3.87	-30	35.46	±4331.25	Pass
	-20	-9.05		
	-10	4.07		
	0	77.19		
	+10	24.46		
	+20	59.38		
	+30	-16.03		
	+25	2.36		
	+40	22.62		
	+50	44.96		
4.45	+25	-17.42		
3.6	+25	-4.48		

LTE Band 4 16QAM 10 MHz

Test Conditions		Frequency Deviation		Verdict
Power (VDC)	Temperature (°C)	MCH 1732.5 MHz		
		Value(Hz)	Limits (Hz)	
3.87	-30	66.04	±4331.25	Pass
	-20	12.81		
	-10	17.18		
	0	13.4		
	+10	29.79		
	+20	64.57		
	+25	-12.35		
	+30	6.44		
	+40	25.96		
	+50	47.61		
4.45	+25	-15.46		
3.6	+25	-2.5		

LTE Band 5 QPSK 10 MHz

Test Conditions		Frequency Deviation		Verdict
Power (VDC)	Temperature (°C)	MCH 836.5 MHz		
		Value(Hz)	Limits (Hz)	
3.87	-30	9.24	±2091.25	Pass
	-20	-58.36		
	-10	-23.66		
	0	-64.61		
	+10	-91.07		
	+20	-90.29		
	+25	-25.13		
	+30	-37.83		
	+40	-48.11		
	+50	-57		
4.45	+25	-81.74		
3.6	+25	-88.06		

LTE Band 5 16QAM 10 MHz

Test Conditions		Frequency Deviation		Verdict
Power (VDC)	Temperature (°C)	MCH 836.5 MHz		
		Value(Hz)	Limits (Hz)	
3.87	-30	5.04	±2091.25	Pass
	-20	-69.95		
	-10	-30.5		
	0	-69.26		
	+10	-94.11		
	+20	-11.51		
	+25	-26.99		
	+30	-39.34		
	+40	-49.26		
	+50	-58.32		
4.45	+25	-82.33		
3.6	+25	-88.89		

LTE Band 7 QPSK 10 MHz

Test Conditions		Frequency Deviation		Verdict
Power (VDC)	Temperature (°C)	MCH 2535 MHz		
		Value(Hz)	Limits (Hz)	
3.87	-30	6.42	±6337.5	Pass
	-20	-20.29		
	-10	-64.53		
	0	-38.44		
	+10	-12.19		
	+20	-4.47		
	+25	-2.45		
	+30	-10.02		
	+40	-16.22		
	+50	-23.33		
4.45	+25	-42.37		
3.6	+25	-48.69		

LTE Band 7 16-QAM 10 MHz

Test Conditions		Frequency Deviation		Verdict
Power (VDC)	Temperature (°C)	MCH 2535 MHz		
		Value(Hz)	Limits (Hz)	
3.87	-30	19.48	±6337.5	Pass
	-20	-29.92		
	-10	-58.61		
	0	-33.7		
	+10	-11.13		
	+20	-4.28		
	+25	-3.46		
	+30	-11.14		
	+40	-16.55		
	+50	-26.54		
4.45	+25	-42.83		
3.6	+25	-49.44		

LTE Band 12 QPSK 10 MHz

Test Conditions		Frequency Deviation		Verdict
Power (VDC)	Temperature (°C)	MCH 707.5 MHz		
		Value(Hz)	Limits (Hz)	
3.87	-30	3.68	±1768.75	Pass
	-20	12.9		
	-10	24.79		
	0	36.25		
	+10	46.2		
	+20	56.4		
	+25	65.96		
	+30	75.55		
	+40	83.77		
	+50	-7.9		
4.45	+25	12.9		
3.6	+25	19.91		

LTE Band 12 16QAM10 MHz

Test Conditions		Frequency Deviation		Verdict
Power (VDC)	Temperature (°C)	MCH 707.5 MHz		
		Value(Hz)	Limits (Hz)	
3.87	-30	4.97	±1768.75	Pass
	-20	14.86		
	-10	26.53		
	0	38.38		
	+10	48.19		
	+20	58.19		
	+25	67.33		
	+30	76.69		
	+40	85.44		
	+50	-6.74		
4.45	+25	13.49		
3.6	+25	20.5		

LTE Band 13 QPSK 10 MHz

Test Conditions		Frequency Deviation		Verdict
Power (VDC)	Temperature (°C)	MCH 782 MHz		
		Value (Hz)	Limits (Hz)	
3.87	-30	20.14	±1955	Pass
	-20	38.35		
	-10	41.05		
	0	38.69		
	+10	26.25		
	+20	20.33		
	+25	17.14		
	+30	13.05		
	+40	10.2		
	+50	7.32		
4.45	+25	1.01		
3.6	+25	-0.44		

LTE Band 13 16QAM10 MHz

Test Conditions		Frequency Deviation		Verdict
Power (VDC)	Temperature (°C)	MCH 782 MHz		
		Value (Hz)	Limits (Hz)	
3.87	-30	24.87	±1955	Pass
	-20	38.81		
	-10	41.07		
	0	37.85		
	+10	24.07		
	+20	19.92		
	+25	15.53		
	+30	12.68		
	+40	9		
	+50	6.5		
4.45	+25	0.09		
3.6	+25	-0.39		

LTE Band 17 QPSK 10 MHz

Test Conditions		Frequency Deviation		Verdict
Power (VDC)	Temperature (°C)	MCH 710 MHz		
		Value(Hz)	Limits (Hz)	
3.87	-30	11.92	±1775	Pass
	-20	26.21		
	-10	30.07		
	0	28.54		
	+10	23.56		
	+20	18.54		
	+25	13.94		
	+30	9.98		
	+40	7.02		
	+50	4.19		
4.45	+25	-0.47		
3.6	+25	-0.87		

LTE Band 17 16QAM10 MHz

Test Conditions		Frequency Deviation		Verdict
Power (VDC)	Temperature (°C)	MCH 710 MHz		
		Value(Hz)	Limits (Hz)	
3.87	-30	15.35	±1775	Pass
	-20	27.18		
	-10	30.06		
	0	27.97		
	+10	22.7		
	+20	17.48		
	+25	13.33		
	+30	9.82		
	+40	6.44		
	+50	3.74		
4.45	+25	-0.51		
3.6	+25	-1.99		

LTE Band 26 (Part90) QPSK 10 MHz

Test Conditions		Frequency Deviation		Verdict
Power (VDC)	Temperature (°C)	MCH 819 MHz		
		Value(Hz)	Limits (Hz)	
3.87	-15	-22.12	±2047.5	Pass
	-10	-69.64		
	0	-76.1		
	10	-58.38		
	20	-30.18		
	+25	11.99		
	30	-43.93		
	40	-91.64		
	50	-33.62		
	55	-74.36		
4.45	+25	-48.39		
3.6	+25	-79.11		

LTE Band 26 (Part90) 16QAM 10 MHz

Test Conditions		Frequency Deviation		Verdict
Power (VDC)	Temperature (°C)	MCH 819 MHz		
		Value(Hz)	Limits (Hz)	
3.87	-15	-53.92	±2047.5	Pass
	-10	-44.27		
	0	-74.89		
	10	-73.97		
	20	-43.46		
	+25	0.07		
	30	-53.83		
	40	-59.48		
	50	-41.33		
	55	-81		
4.45	+25	-53.54		
3.6	+25	-83.84		

LTE Band 26 (Part22) QPSK 10 MHz

Test Conditions		Frequency Deviation		Verdict
Power (VDC)	Temperature (°C)	MCH 836.5 MHz		
		Value(Hz)	Limits (Hz)	
3.87	-30	11.76	±2091.25	Pass
	-20	-42.94		
	-10	-88.2		
	0	-22.31		
	+10	-49.08		
	+20	-64.27		
	+25	-76.69		
	+30	-86.29		
	+40	-94.87		
	+50	-3.14		
4.45	+25	-17.05		
3.6	+25	-20.99		

LTE Band 26 (Part22) 16QAM 10 MHz

Test Conditions		Frequency Deviation		Verdict
Power (VDC)	Temperature (°C)	MCH 836.5 MHz		
		Value(Hz)	Limits (Hz)	
3.87	-30	4.07	±2091.25	Pass
	-20	-51.22		
	-10	-94.2		
	0	-28.18		
	+10	-51.75		
	+20	-66.33		
	+25	-78.42		
	+30	-87.52		
	+40	-96.27		
	+50	-4.05		
4.45	+25	-18.06		
3.6	+25	-21.41		

LTE Band 38 QPSK 10 MHz

Test Conditions		Frequency Deviation		Verdict
Power (VDC)	Temperature (°C)	MCH 2595 MHz		
		Value(Hz)	Limits (Hz)	
3.87	-30	-0.93	±6487.5	Pass
	-20	-3.3		
	-10	-3.41		
	0	-4.91		
	+10	0.24		
	+20	-2.3		
	+25	-3.29		
	+30	-3.24		
	+40	-3.58		
	+50	-0.11		
4.45	+25	-1.93		
3.6	+25	0.58		

LTE Band 38 16QAM10 MHz

Test Conditions		Frequency Deviation		Verdict
Power (VDC)	Temperature (°C)	MCH 2595 MHz		
		Value(Hz)	Limits (Hz)	
3.87	-30	3.62	±6487.5	Pass
	-20	1.8		
	-10	-1.89		
	0	-2.94		
	+10	2.13		
	+20	-4.71		
	+25	-1.47		
	+30	-0.75		
	+40	-2.39		
	+50	-1.59		
4.45	+25	-4.68		
3.6	+25	-0.73		

LTE Band 41 QPSK 10 MHz

Test Conditions		Frequency Deviation		Verdict
Power (VDC)	Temperature (°C)	MCH 2593 MHz		
		Value(Hz)	Limits (Hz)	
3.87	-30	-2.25	±6482.5	Pass
	-20	-1.37		
	-10	-2.28		
	0	-3.81		
	+10	-2.48		
	+20	-5.15		
	+25	-2.74		
	+30	-4.74		
	+40	-2.92		
	+50	-1.84		
4.45	+25	-3.18		
3.6	+25	-3.21		

LTE Band 41 16QAM10 MHz

Test Conditions		Frequency Deviation		Verdict
Power (VDC)	Temperature (°C)	MCH 2593 MHz		
		Value(Hz)	Limits (Hz)	
3.87	-30	-0.28	±6482.5	Pass
	-20	-4.06		
	-10	0.1		
	0	-1.05		
	+10	-3.85		
	+20	-3.07		
	+25	-3.82		
	+30	-3.12		
	+40	-0.79		
	+50	-3.35		
4.45	+25	-2.99		
3.6	+25	-2.43		

LTE Band 66 QPSK 10 MHz

Test Conditions		Frequency Deviation		Verdict
Power (VDC)	Temperature (°C)	MCH 1745 MHz		
		Value(Hz)	Limits (Hz)	
3.87	-30	14.8	±4362.5	Pass
	-20	-32.55		
	-10	-86.61		
	0	-49.65		
	+10	-13.63		
	+20	-79.47		
	+25	-45.86		
	+30	-46.12		
	+40	-64.17		
	+50	-21.09		
4.45	+25	-79.86		
3.6	+25	-27.55		

LTE Band 66 16QAM10 MHz

Test Conditions		Frequency Deviation		Verdict
Power (VDC)	Temperature (°C)	MCH 1745 MHz		
		Value(Hz)	Limits (Hz)	
3.87	-30	3.48	±4362.5	Pass
	-20	-42.9		
	-10	-99.47		
	0	-63.41		
	+10	-28.7		
	+20	-94.32		
	+25	-60.17		
	+30	-18.28		
	+40	-76.91		
	+50	-32.2		
4.45	+25	-91.84		
3.6	+25	-37.7		

CA_7C QPSK 20MHz+10MHz

Test Conditions		Frequency Deviation				Verdict
Power (VDC)	Temperature (°C)	PCC MCH 2530.1 MHz		SCC MCH 2544.5 MHz		
		Value(Hz)	Limits (Hz)	Value(Hz)	Limits (Hz)	
3.87	-30	-36.96	±6,325.25	-54.87	±6,361.25	Pass
	-20	10.87		-61.11		
	-10	43.44		-12.26		
	0	47.39		-14.53		
	+10	42.54		-25.03		
	+20	2.72		-4.52		
	+25	5.12		2		
	+30	71.18		-9.24		
	+40	-7		-49.41		
	+50	11.87		-71.28		
4.45	+25	3.33		-76.42		
3.6	+25	7.88		-64.64		

CA_7C 16QAM 20MHz+10MHz

Test Conditions		Frequency Deviation				Verdict
Power (VDC)	Temperature (°C)	PCC MCH 2530.1 MHz		SCC MCH 2544.5 MHz		
		Value(Hz)	Limits (Hz)	Value(Hz)	Limits (Hz)	
3.87	-30	-26.55	±6,325.25	29.93	±6,361.25	Pass
	-20	-36.71		9.07		
	-10	-44.09		12.49		
	0	-55.48		-16.52		
	+10	-69.79		-9.13		
	+20	-53.71		-10.59		
	+25	34.93		-48.48		
	+30	59.22		-42.7		
	+40	5.69		-43.47		
	+50	-4.46		-46.43		
4.45	+25	4.69		-73.33		
3.6	+25	-6.87		-74.8		

CA_7C QPSK 20MHz+20MHz

Test Conditions		Frequency Deviation				Verdict
Power (VDC)	Temperature (°C)	PCC MCH 2525.1 MHz		SCC MCH 2544.9 MHz		
		Value(Hz)	Limits (Hz)	Value(Hz)	Limits (Hz)	
3.87	-30	-45.13	±6,312.75	-74.36	±6,362.25	Pass
	-20	-47.04		-70.62		
	-10	-63.2		-64.57		
	0	-60.28		-65.2		
	+10	-67.59		-71.35		
	+20	-70.64		-72.78		
	+25	7.18		-2.3		
	+30	-8.97		1.06		
	+40	-12.47		-5.78		
	+50	-14.25		-8.5		
4.45	+25	-25.41		-11.01		
3.6	+25	-29.8		-11.26		

CA_7C 16QAM 20MHz+20MHz

Test Conditions		Frequency Deviation				Verdict
Power (VDC)	Temperature (°C)	PCC MCH 2525.1 MHz		SCC MCH 2544.9 MHz		
		Value(Hz)	Limits (Hz)	Value(Hz)	Limits (Hz)	
3.87	-30	-5.94	±6,312.75	66.15	±6,362.25	Pass
	-20	-56.93		75.26		
	-10	-43.7		79.62		
	0	-80.6		75.87		
	+10	-22.14		51.13		
	+20	-46.13		50.7		
	+25	-40.07		52.39		
	+30	-53.1		53.06		
	+40	-4.61		-77.13		
	+50	-39.74		18.47		
4.45	+25	-41.24		9.56		
3.6	+25	-22.12		31.56		

CA_38C QPSK 15MHz+15MHz

Test Conditions		Frequency Deviation				Verdict
Power (VDC)	Temperature (°C)	PCC MCH 2587.5 MHz		SCC MCH 2602.5 MHz		
		Value(Hz)	Limits (Hz)	Value(Hz)	Limits (Hz)	
3.87	-30	-1.39	±6,468.75	-2.93	±6,506.25	Pass
	-20	-1.93		-3.49		
	-10	-1.19		-5.16		
	0	-1.06		-6.22		
	+10	-0.56		-2.86		
	+20	-0.59		-5.12		
	+25	-0.7		-2.79		
	+30	-3.49		-3.22		
	+40	-2.78		-2.63		
	+50	-0.62		-3.48		
4.45	+25	-0.7		-5.16		
3.6	+25	-3.49		-3.68		

CA_38C 16QAM 15MHz+15MHz

Test Conditions		Frequency Deviation				Verdict
Power (VDC)	Temperature (°C)	PCC MCH 2587.5 MHz		SCC MCH 2602.5 MHz		
		Value(Hz)	Limits (Hz)	Value(Hz)	Limits (Hz)	
3.87	-30	5.64	±6,468.75	1.7	±6,506.25	Pass
	-20	5.41		-2.03		
	-10	5.34		1.69		
	0	5.41		5.62		
	+10	3.5		4.55		
	+20	3.16		1.67		
	+25	3.89		2.25		
	+30	4.98		1.14		
	+40	1.33		-0.13		
	+50	4.31		1.56		
4.45	+25	3.05		1.75		
3.6	+25	6.28		4.03		

CA_38C QPSK 20MHz+20MHz

Test Conditions		Frequency Deviation				Verdict
Power (VDC)	Temperature (°C)	PCC MCH 2585.1 MHz		SCC MCH 2604.9 MHz		
		Value(Hz)	Limits (Hz)	Value(Hz)	Limits (Hz)	
3.87	-30	-7.38	±6,462.75	-2.19	±6,512.25	Pass
	-20	-3.23		-3.91		
	-10	-2.86		-4.02		
	0	-1.75		-3.56		
	+10	-2.98		-3.18		
	+20	-2.35		-0.07		
	+25	-4.32		-2.66		
	+30	-4.68		-2.43		
	+40	-2.47		-3.95		
	+50	-0.92		-2.92		
4.45	+25	-3.52		-2.95		
3.6	+25	-2.93		-1.85		

CA_38C 16QAM 20MHz+20MHz

Test Conditions		Frequency Deviation				Verdict
Power (VDC)	Temperature (°C)	PCC MCH 2585.1 MHz		SCC MCH 2604.9 MHz		
		Value(Hz)	Limits (Hz)	Value(Hz)	Limits (Hz)	
3.87	-30	-2.12	±6,462.75	-2.39	±6,512.25	Pass
	-20	-4.32		-3.68		
	-10	-4.46		-1.12		
	0	-4.69		-0.3		
	+10	-3.79		-0.06		
	+20	-4.35		-3.83		
	+25	-2.92		-4.12		
	+30	-5.01		-4.16		
	+40	-3.91		-1.66		
	+50	-6.08		-2.86		
4.45	+25	-6.35		-1.82		
3.6	+25	-3.93		-4.86		

CA_41C QPSK 20MHz+5MHz

Test Conditions		Frequency Deviation				Verdict
Power (VDC)	Temperature (°C)	PCC MCH 2590.5 MHz		SCC MCH 2602.2 MHz		
		Value(Hz)	Limits (Hz)	Value(Hz)	Limits (Hz)	
3.87	-30	-3.22	±6,476.25	-3.98	±6,505.5	Pass
	-20	-1.2		-4.79		
	-10	-2.32		-2.13		
	0	-1.24		-7.12		
	+10	-4.18		-1.19		
	+20	-2.68		-3		
	+25	-2.53		-0.11		
	+30	-3.22		4.79		
	+40	-3.72		-1.82		
	+50	-3.21		-2.56		
4.45	+25	-2.5		0.8		
3.6	+25	-3.82		-6.92		

CA_41C 16QAM 20MHz+5MHz

Test Conditions		Frequency Deviation				Verdict
Power (VDC)	Temperature (°C)	PCC MCH 2590.5 MHz		SCC MCH 2602.2 MHz		
		Value(Hz)	Limits (Hz)	Value(Hz)	Limits (Hz)	
3.87	-30	-3.56	±6,476.25	-8.11	±6,505.5	Pass
	-20	-4.13		-6.98		
	-10	-4.43		-5.15		
	0	-5.44		-8		
	+10	-3.59		-4.66		
	+20	-2.09		-0.56		
	+25	-5.51		-1.77		
	+30	-4.86		-5.78		
	+40	-3.36		-6.77		
	+50	-3.19		-6.45		
4.45	+25	1.33		-4.11		
3.6	+25	-4.52		-4.16		

CA_41C QPSK 20MHz+20MHz

Test Conditions		Frequency Deviation				Verdict
Power (VDC)	Temperature (°C)	PCC MCH 2583.1 MHz		SCC MCH 2602.9 MHz		
		Value(Hz)	Limits (Hz)	Value(Hz)	Limits (Hz)	
3.87	-30	-4.71	±6,457.75	-5.89	±6,507.25	Pass
	-20	-4.75		-8.5		
	-10	-5.68		-4.48		
	0	-4.51		-5.81		
	+10	-4.76		-4.46		
	+20	-3.33		-4.48		
	+25	-7.82		-3.03		
	+30	-5.71		-3.92		
	+40	-5.46		-7.48		
	+50	-6.68		-5.51		
4.45	+25	-6.04		-4.11		
3.6	+25	-5.44		-4.91		

CA_41C 16QAM 20MHz+20MHz

Test Conditions		Frequency Deviation				Verdict
Power (VDC)	Temperature (°C)	PCC MCH 2583.1 MHz		SCC MCH 2602.9 MHz		
		Value(Hz)	Limits (Hz)	Value(Hz)	Limits (Hz)	
3.87	-30	-5.02	±6,457.75	-5.51	±6,507.25	Pass
	-20	-5.95		-4.58		
	-10	-5.01		-5.85		
	0	-5.95		-8.03		
	+10	-4.78		-5.69		
	+20	-4.41		-6.28		
	+25	-5.08		-6.47		
	+30	-4.68		-5.68		
	+40	-5.15		-6.12		
	+50	-4.62		-6.57		
4.45	+25	-2.5		-9.24		
3.6	+25	-3.92		-6.64		

NR Band n5 PI/2 BPSK 20 MHz

Test Conditions		Frequency Deviation		Verdict
Power (VDC)	Temperature (°C)	MCH 836.5 MHz		
		Value (Hz)	Limits (Hz)	
3.87	-30	3.17	±2091.2.5	Pass
	-20	-13.62		
	-10	-24.88		
	0	-23.87		
	+10	-14.2		
	+20	-9.98		
	+25	-13.17		
	+30	-17.57		
	+40	-14.11		
	+50	-10.14		
4.45	+25	-7.46		
3.6	+25	-12.31		

NR Band n5 QPSK 20 MHz

Test Conditions		Frequency Deviation		Verdict
Power (VDC)	Temperature (°C)	MCH 836.5 MHz		
		Value (Hz)	Limits (Hz)	
3.87	-30	-4.99	±2091.2.5	Pass
	-20	-23.05		
	-10	-17.13		
	0	-24.83		
	+10	-16.92		
	+20	-14.08		
	+25	-9.22		
	+30	-11.24		
	+40	-15.4		
	+50	-13.72		
4.45	+25	-5.28		
3.6	+25	-2.51		

NR Band n7 PI/2 BPSK 40 MHz

Test Conditions		Frequency Deviation		Verdict
Power (VDC)	Temperature (°C)	MCH 2535 MHz		
		Value(Hz)	Limits (Hz)	
3.87	-30	19.26	±6337.5	Pass
	-20	-8.81		
	-10	-21.85		
	0	-80.37		
	+10	-20.3		
	+20	-36.06		
	+25	-90.44		
	+30	-31.62		
	+40	-32.04		
	+50	-14.17		
4.45	+25	-37.74		
3.6	+25	-9.84		

NR Band n7 QPSK 40 MHz

Test Conditions		Frequency Deviation		Verdict
Power (VDC)	Temperature (°C)	MCH 2535 MHz		
		Value(Hz)	Limits (Hz)	
3.87	-30	19.61	±6337.5	Pass
	-20	-25.55		
	-10	-13.64		
	0	-52.79		
	+10	-27.71		
	+20	-35.19		
	+25	-62.21		
	+30	-20.62		
	+40	-40.5		
	+50	-9.23		
4.45	+25	-35.01		
3.6	+25	-20.86		

NR Band n38 PI/2 BPSK 40 MHz

Test Conditions		Frequency Deviation		Verdict
Power (VDC)	Temperature (°C)	MCH 2595 MHz		
		Value (Hz)	Limits (Hz)	
3.87	-30	9.2	±6487.5	Pass
	-20	14.01		
	-10	-18.57		
	0	-21.55		
	+10	-13.06		
	+20	-1.94		
	+25	-20.32		
	+30	-0.95		
	+40	4.69		
	+50	-24.38		
4.45	+25	-14.1		
3.6	+25	2.02		

NR Band n38 QPSK 40 MHz

Test Conditions		Frequency Deviation		Verdict
Power (VDC)	Temperature (°C)	MCH 2595 MHz		
		Value (Hz)	Limits (Hz)	
3.87	-30	-35.64	±6487.5	Pass
	-20	12.04		
	-10	2.29		
	0	-18.35		
	+10	-24.76		
	+20	3.55		
	+25	-29.8		
	+30	-17.01		
	+40	7.08		
	+50	-12.65		
4.45	+25	-22.9		
3.6	+25	-8.52		

NR Band n41 PI/2 BPSK 100 MHz

Test Conditions		Frequency Deviation		Verdict
Power (VDC)	Temperature (°C)	MCH 2592.99 MHz		
		Value(Hz)	Limits (Hz)	
3.87	-30	-12.2	±6482.475	Pass
	-20	-3.96		
	-10	-9.74		
	0	-22.47		
	+10	-3		
	+20	-13.84		
	+25	-19.26		
	+30	-20.44		
	+40	1.42		
	+50	-18.98		
4.45	+25	-1.42		
3.6	+25	-7.84		

NR Band n41 QPSK 100 MHz

Test Conditions		Frequency Deviation		Verdict
Power (VDC)	Temperature (°C)	MCH 2592.99 MHz		
		Value(Hz)	Limits (Hz)	
3.87	-30	-10.4	±6482.475	Pass
	-20	1.54		
	-10	-10.24		
	0	-17.36		
	+10	-7.12		
	+20	-20.45		
	+25	-12.68		
	+30	-12.98		
	+40	-3.19		
	+50	-11.48		
4.45	+25	2.4		
3.6	+25	-14.39		

NR Band n66 PI/2 BPSK 40 MHz

Test Conditions		Frequency Deviation		Verdict
Power (VDC)	Temperature (°C)	MCH 1745 MHz		
		Value (Hz)	Limits (Hz)	
3.87	-30	23.75	±4362.5	Pass
	-20	-0.53		
	-10	-3.37		
	0	-4.65		
	+10	-13.49		
	+20	2.95		
	+25	-17.84		
	+30	-6.94		
	+40	-9.25		
	+50	-13.21		
4.45	+25	1.81		
3.6	+25	1.53		

NR Band n66 QPSK 40 MHz

Test Conditions		Frequency Deviation		Verdict
Power (VDC)	Temperature (°C)	MCH 1745 MHz		
		Value (Hz)	Limits (Hz)	
3.87	-30	13.14	±4362.5	Pass
	-20	3.61		
	-10	-10.48		
	0	2.21		
	+10	-18.44		
	+20	1.08		
	+25	-11.82		
	+30	-10.17		
	+40	-3.87		
	+50	-14.4		
4.45	+25	1.21		
3.6	+25	-3.52		

A.5 Spurious Emission at Antenna Terminals

Note 1: GSM and EGPRS modes have been verified, and only the worst data with different bandwidth for LTE are shown here.

Note 2: The frequencies of verdict which are marked by "N/A" should be ignored because they are UE carrier frequency.

Note 3: Test plots please refer to the document “Annex No.:BL-SZ2361029-501 Data Part 3.pdf”.

GSM and WCDMA Mode Test Verdict

Test Band	Test Channel	Refer to Plot[Note3]	Verdict
GSM 850	LCH	1.1	Pass
	MCH	1.2	Pass
	HCH	1.3	Pass
GSM 1900	LCH	2.1	Pass
	MCH	2.2	Pass
	HCH	2.3	Pass
EGPRS 850	LCH	3.1	Pass
	MCH	3.2	Pass
	HCH	3.3	Pass
EGPRS 1900	LCH	4.1	Pass
	MCH	4.2	Pass
	HCH	4.3	Pass
WCDMA Band 2	LCH	5.1	Pass
	MCH	5.2	Pass
	HCH	5.3	Pass
WCDMA Band 4	LCH	6.1	Pass
	MCH	6.2	Pass
	HCH	6.3	Pass
WCDMA Band 5	LCH	7.1	Pass
	MCH	7.2	Pass
	HCH	7.3	Pass

LTE Mode Test Verdict

Test Band	Test Bandwidth	Test Channel	Test Mode	Test RB (Size#Offset)	Refer to Plot[Note3]	Verdict
Band 2	1.4 MHz	LCH	QPSK	RB1#0	8.1	Pass
			16-QAM	RB1#0	8.2	Pass
		MCH	QPSK	RB1#0	8.3	Pass
			16-QAM	RB1#0	8.4	Pass
		HCH	QPSK	RB1#0	8.5	Pass
			16-QAM	RB1#0	8.6	Pass
	3 MHz	LCH	QPSK	RB1#0	8.7	Pass
			16-QAM	RB1#0	8.8	Pass
		MCH	QPSK	RB1#0	8.9	Pass
			16-QAM	RB1#0	8.10	Pass
		HCH	QPSK	RB1#0	8.11	Pass
			16-QAM	RB1#0	8.12	Pass
	5 MHz	LCH	QPSK	RB1#0	8.13	Pass
			16-QAM	RB1#0	8.14	Pass
		MCH	QPSK	RB1#0	8.15	Pass
			16-QAM	RB1#0	8.16	Pass
		HCH	QPSK	RB1#0	8.17	Pass
			16-QAM	RB1#0	8.18	Pass
	10 MHz	LCH	QPSK	RB1#0	8.19	Pass
			16-QAM	RB1#0	8.20	Pass
		MCH	QPSK	RB1#0	8.21	Pass
			16-QAM	RB1#0	8.22	Pass
		HCH	QPSK	RB1#0	8.23	Pass
			16-QAM	RB1#0	8.24	Pass
	15 MHz	LCH	QPSK	RB1#0	8.25	Pass
			16-QAM	RB1#0	8.26	Pass
		MCH	QPSK	RB1#0	8.27	Pass
			16-QAM	RB1#0	8.28	Pass
		HCH	QPSK	RB1#0	8.29	Pass
			16-QAM	RB1#0	8.30	Pass
	20 MHz	LCH	QPSK	RB1#0	8.31	Pass
			16-QAM	RB1#0	8.32	Pass
		MCH	QPSK	RB1#0	8.33	Pass
			16-QAM	RB1#0	8.34	Pass
		HCH	QPSK	RB1#0	8.35	Pass
			16-QAM	RB1#0	8.36	Pass

Test Band	Test Bandwidth	Test Channel	Test Mode	Test RB (Size#Offset)	Refer to Plot[Note3]	Verdict
Band 4	1.4 MHz	LCH	QPSK	RB1#0	9.1	Pass
			16-QAM	RB1#0	9.2	Pass
		MCH	QPSK	RB1#0	9.3	Pass
			16-QAM	RB1#0	9.4	Pass
		HCH	QPSK	RB1#0	9.5	Pass
			16-QAM	RB1#0	9.6	Pass
	3 MHz	LCH	QPSK	RB1#0	9.7	Pass
			16-QAM	RB1#0	9.8	Pass
		MCH	QPSK	RB1#0	9.9	Pass
			16-QAM	RB1#0	9.10	Pass
		HCH	QPSK	RB1#0	9.11	Pass
			16-QAM	RB1#0	9.12	Pass
	5 MHz	LCH	QPSK	RB1#0	9.13	Pass
			16-QAM	RB1#0	9.14	Pass
		MCH	QPSK	RB1#0	9.15	Pass
			16-QAM	RB1#0	9.16	Pass
		HCH	QPSK	RB1#0	9.17	Pass
			16-QAM	RB1#0	9.18	Pass
	10 MHz	LCH	QPSK	RB1#0	9.19	Pass
			16-QAM	RB1#0	9.20	Pass
		MCH	QPSK	RB1#0	9.21	Pass
			16-QAM	RB1#0	9.22	Pass
		HCH	QPSK	RB1#0	9.23	Pass
			16-QAM	RB1#0	9.24	Pass
	15 MHz	LCH	QPSK	RB1#0	9.25	Pass
			16-QAM	RB1#0	9.26	Pass
		MCH	QPSK	RB1#0	9.27	Pass
			16-QAM	RB1#0	9.28	Pass
		HCH	QPSK	RB1#0	9.29	Pass
			16-QAM	RB1#0	9.30	Pass
	20 MHz	LCH	QPSK	RB1#0	9.31	Pass
			16-QAM	RB1#0	9.32	Pass
		MCH	QPSK	RB1#0	9.33	Pass
			16-QAM	RB1#0	9.34	Pass
		HCH	QPSK	RB1#0	9.35	Pass
			16-QAM	RB1#0	9.36	Pass

Test Band	Test Bandwidth	Test Channel	Test Mode	Test RB (Size#Offset)	Refer to Plot[Note3]	Verdict
Band 5	1.4 MHz	LCH	QPSK	RB1#0	10.1	Pass
			16-QAM	RB1#0	10.2	Pass
		MCH	QPSK	RB1#0	10.3	Pass
			16-QAM	RB1#0	10.4	Pass
		HCH	QPSK	RB1#0	10.5	Pass
			16-QAM	RB1#0	10.6	Pass
	3 MHz	LCH	QPSK	RB1#0	10.7	Pass
			16-QAM	RB1#0	10.8	Pass
		MCH	QPSK	RB1#0	10.9	Pass
			16-QAM	RB1#0	10.10	Pass
		HCH	QPSK	RB1#0	10.11	Pass
			16-QAM	RB1#0	10.12	Pass
	5 MHz	LCH	QPSK	RB1#0	10.13	Pass
			16-QAM	RB1#0	10.14	Pass
		MCH	QPSK	RB1#0	10.15	Pass
			16-QAM	RB1#0	10.16	Pass
		HCH	QPSK	RB1#0	10.17	Pass
			16-QAM	RB1#0	10.18	Pass
	10 MHz	LCH	QPSK	RB1#0	10.19	Pass
			16-QAM	RB1#0	10.20	Pass
		MCH	QPSK	RB1#0	10.21	Pass
			16-QAM	RB1#0	10.22	Pass
		HCH	QPSK	RB1#0	10.23	Pass
			16-QAM	RB1#0	10.24	Pass

Test Band	Test Bandwidth	Test Channel	Test Mode	Test RB (Size#Offset)	Refer to Plot[Note3]	Verdict
Band 7	5 MHz	LCH	QPSK	RB1#0	11.1	Pass
			16-QAM	RB1#0	11.2	Pass
		MCH	QPSK	RB1#0	11.3	Pass
			16-QAM	RB1#0	11.4	Pass
		HCH	QPSK	RB1#0	11.5	Pass
			16-QAM	RB1#0	11.6	Pass
	10 MHz	LCH	QPSK	RB1#0	11.7	Pass
			16-QAM	RB1#0	11.8	Pass
		MCH	QPSK	RB1#0	11.9	Pass
			16-QAM	RB1#0	11.10	Pass
		HCH	QPSK	RB1#0	11.11	Pass
			16-QAM	RB1#0	11.12	Pass
	15 MHz	LCH	QPSK	RB1#0	11.13	Pass
			16-QAM	RB1#0	11.14	Pass
		MCH	QPSK	RB1#0	11.15	Pass
			16-QAM	RB1#0	11.16	Pass
		HCH	QPSK	RB1#0	11.17	Pass
			16-QAM	RB1#0	11.18	Pass
	20 MHz	LCH	QPSK	RB1#0	11.19	Pass
			16-QAM	RB1#0	11.20	Pass
		MCH	QPSK	RB1#0	11.21	Pass
			16-QAM	RB1#0	11.22	Pass
		HCH	QPSK	RB1#0	11.23	Pass
			16-QAM	RB1#0	11.24	Pass

Test Band	Test Bandwidth	Test Channel	Test Mode	Test RB (Size#Offset)	Refer to Plot[Note3]	Verdict
Band 12	1.4 MHz	LCH	QPSK	RB1#0	12.1	Pass
			16-QAM	RB1#0	12.2	Pass
		MCH	QPSK	RB1#0	12.3	Pass
			16-QAM	RB1#0	12.4	Pass
		HCH	QPSK	RB1#0	12.5	Pass
			16-QAM	RB1#0	12.6	Pass
	3 MHz	LCH	QPSK	RB1#0	12.7	Pass
			16-QAM	RB1#0	12.8	Pass
		MCH	QPSK	RB1#0	12.9	Pass
			16-QAM	RB1#0	12.10	Pass
		HCH	QPSK	RB1#0	12.11	Pass
			16-QAM	RB1#0	12.12	Pass
	5 MHz	LCH	QPSK	RB1#0	12.13	Pass
			16-QAM	RB1#0	12.14	Pass
		MCH	QPSK	RB1#0	12.15	Pass
			16-QAM	RB1#0	12.16	Pass
		HCH	QPSK	RB1#0	12.17	Pass
			16-QAM	RB1#0	12.18	Pass
	10 MHz	LCH	QPSK	RB1#0	12.19	Pass
			16-QAM	RB1#0	12.20	Pass
		MCH	QPSK	RB1#0	12.21	Pass
			16-QAM	RB1#0	12.22	Pass
		HCH	QPSK	RB1#0	12.23	Pass
			16-QAM	RB1#0	12.24	Pass

Test Band	Test Bandwidth	Test Channel	Test Mode	Test RB (Size#Offset)	Refer to Plot[Note3]	Verdict
Band 13	5 MHz	LCH	QPSK	RB1#0	13.1	Pass
			16-QAM	RB1#0	13.2	Pass
		MCH	QPSK	RB1#0	13.3	Pass
			16-QAM	RB1#0	13.4	Pass
		HCH	QPSK	RB1#0	13.5	Pass
			16-QAM	RB1#0	13.6	Pass
	10 MHz	MCH	QPSK	RB1#0	13.7	Pass
			16-QAM	RB1#0	13.8	Pass

Test Band	Test Bandwidth	Test Channel	Test Mode	Test RB (Size#Offset)	Refer to Plot[Note3]	Verdict
Band 17	5 MHz	LCH	QPSK	RB1#0	14.1	Pass
			16-QAM	RB1#0	14.2	Pass
		MCH	QPSK	RB1#0	14.3	Pass
			16-QAM	RB1#0	14.4	Pass
		HCH	QPSK	RB1#0	14.5	Pass
			16-QAM	RB1#0	14.6	Pass
	10 MHz	LCH	QPSK	RB1#0	14.7	Pass
			16-QAM	RB1#0	14.8	Pass
		MCH	QPSK	RB1#0	14.9	Pass
			16-QAM	RB1#0	14.10	Pass
		HCH	QPSK	RB1#0	14.11	Pass
			16-QAM	RB1#0	14.12	Pass

Test Band	Test Bandwidth	Test Channel	Test Mode	Test RB (Size#Offset)	Refer to Plot[Note3]	Verdict
Band 26 (Part22)	1.4 MHz	LCH	QPSK	RB1#0	15.1	Pass
			16-QAM	RB1#0	15.2	Pass
		MCH	QPSK	RB1#0	15.3	Pass
			16-QAM	RB1#0	15.4	Pass
		HCH	QPSK	RB1#0	15.5	Pass
			16-QAM	RB1#0	15.6	Pass
	3 MHz	LCH	QPSK	RB1#0	15.7	Pass
			16-QAM	RB1#0	15.8	Pass
		MCH	QPSK	RB1#0	15.9	Pass
			16-QAM	RB1#0	15.10	Pass
		HCH	QPSK	RB1#0	15.11	Pass
			16-QAM	RB1#0	15.12	Pass
	5 MHz	LCH	QPSK	RB1#0	15.13	Pass
			16-QAM	RB1#0	15.14	Pass
		MCH	QPSK	RB1#0	15.15	Pass
			16-QAM	RB1#0	15.16	Pass
		HCH	QPSK	RB1#0	15.17	Pass
			16-QAM	RB1#0	15.18	Pass
	10 MHz	LCH	QPSK	RB1#0	15.19	Pass
			16-QAM	RB1#0	15.20	Pass
		MCH	QPSK	RB1#0	15.21	Pass
			16-QAM	RB1#0	15.22	Pass
		HCH	QPSK	RB1#0	15.23	Pass
			16-QAM	RB1#0	15.24	Pass
	15 MHz	LCH	QPSK	RB1#0	15.25	Pass

Test Band	Test Bandwidth	Test Channel	Test Mode	Test RB (Size#Offset)	Refer to Plot[Note3]	Verdict
			16-QAM	RB1#0	15.26	Pass
		MCH	QPSK	RB1#0	15.27	Pass
			16-QAM	RB1#0	15.28	Pass
		HCH	QPSK	RB1#0	15.29	Pass
			16-QAM	RB1#0	15.30	Pass

Test Band	Test Bandwidth	Test Channel	Test Mode	Test RB (Size#Offset)	Refer to Plot[Note3]	Verdict
Band 26 (Part90)	1.4 MHz	LCH	QPSK	RB1#0	16.1	Pass
			16-QAM	RB1#0	16.2	Pass
		MCH	QPSK	RB1#0	16.3	Pass
			16-QAM	RB1#0	16.4	Pass
		HCH	QPSK	RB1#0	16.5	Pass
			16-QAM	RB1#0	16.6	Pass
	3 MHz	LCH	QPSK	RB1#0	16.7	Pass
			16-QAM	RB1#0	16.8	Pass
		MCH	QPSK	RB1#0	16.9	Pass
			16-QAM	RB1#0	16.10	Pass
		HCH	QPSK	RB1#0	16.11	Pass
			16-QAM	RB1#0	16.12	Pass
	5 MHz	LCH	QPSK	RB1#0	16.13	Pass
			16-QAM	RB1#0	16.14	Pass
		MCH	QPSK	RB1#0	16.15	Pass
			16-QAM	RB1#0	16.16	Pass
		HCH	QPSK	RB1#0	16.17	Pass
			16-QAM	RB1#0	16.18	Pass
	10 MHz	MCH	QPSK	RB1#0	16.19	Pass
			16-QAM	RB1#0	16.20	Pass

Test Band	Test Bandwidth	Test Channel	Test Mode	Test RB (Size#Offset)	Refer to Plot[Note3]	Verdict
Band 66	1.4 MHz	LCH	QPSK	RB1#0	17.1	Pass
			16-QAM	RB1#0	17.2	Pass
		MCH	QPSK	RB1#0	17.3	Pass
			16-QAM	RB1#0	17.4	Pass
		HCH	QPSK	RB1#0	17.5	Pass
			16-QAM	RB1#0	17.6	Pass
	3 MHz	LCH	QPSK	RB1#0	17.7	Pass
			16-QAM	RB1#0	17.8	Pass
		MCH	QPSK	RB1#0	17.9	Pass
			16-QAM	RB1#0	17.10	Pass
		HCH	QPSK	RB1#0	17.11	Pass
			16-QAM	RB1#0	17.12	Pass
	5 MHz	LCH	QPSK	RB1#0	17.13	Pass
			16-QAM	RB1#0	17.14	Pass
		MCH	QPSK	RB1#0	17.15	Pass
			16-QAM	RB1#0	17.16	Pass
		HCH	QPSK	RB1#0	17.17	Pass
			16-QAM	RB1#0	17.18	Pass
	10 MHz	LCH	QPSK	RB1#0	17.19	Pass
			16-QAM	RB1#0	17.20	Pass
		MCH	QPSK	RB1#0	17.21	Pass
			16-QAM	RB1#0	17.22	Pass
		HCH	QPSK	RB1#0	17.23	Pass
			16-QAM	RB1#0	17.24	Pass
	15 MHz	LCH	QPSK	RB1#0	17.25	Pass
			16-QAM	RB1#0	17.26	Pass
		MCH	QPSK	RB1#0	17.27	Pass
			16-QAM	RB1#0	17.28	Pass
		HCH	QPSK	RB1#0	17.29	Pass
			16-QAM	RB1#0	17.30	Pass
	20 MHz	LCH	QPSK	RB1#0	17.31	Pass
			16-QAM	RB1#0	17.32	Pass
		MCH	QPSK	RB1#0	17.33	Pass
			16-QAM	RB1#0	17.34	Pass
		HCH	QPSK	RB1#0	17.35	Pass
			16-QAM	RB1#0	17.36	Pass

Test Band	Test Bandwidth	Test Channel	Test Mode	Test RB (Size#Offset)	Refer to Plot[Note3]	Verdict
Band 38	5 MHz	LCH	QPSK	RB1#0	18.1	Pass
			16-QAM	RB1#0	18.2	Pass
		MCH	QPSK	RB1#0	18.3	Pass
			16-QAM	RB1#0	18.4	Pass
		HCH	QPSK	RB1#0	18.5	Pass
			16-QAM	RB1#0	18.6	Pass
	10 MHz	LCH	QPSK	RB1#0	18.7	Pass
			16-QAM	RB1#0	18.8	Pass
		MCH	QPSK	RB1#0	18.9	Pass
			16-QAM	RB1#0	18.10	Pass
		HCH	QPSK	RB1#0	18.11	Pass
			16-QAM	RB1#0	18.12	Pass
	15 MHz	LCH	QPSK	RB1#0	18.13	Pass
			16-QAM	RB1#0	18.14	Pass
		MCH	QPSK	RB1#0	18.15	Pass
			16-QAM	RB1#0	18.16	Pass
		HCH	QPSK	RB1#0	18.17	Pass
			16-QAM	RB1#0	18.18	Pass
	20 MHz	LCH	QPSK	RB1#0	18.19	Pass
			16-QAM	RB1#0	18.20	Pass
		MCH	QPSK	RB1#0	18.21	Pass
			16-QAM	RB1#0	18.22	Pass
		HCH	QPSK	RB1#0	18.23	Pass
			16-QAM	RB1#0	18.24	Pass

Test Band	Test Bandwidth	Test Channel	Test Mode	Test RB (Size#Offset)	Refer to Plot[Note3]	Verdict
Band 41	5 MHz	LCH	QPSK	RB1#0	19.1	Pass
			16-QAM	RB1#0	19.2	Pass
		MCH	QPSK	RB1#0	19.3	Pass
			16-QAM	RB1#0	19.4	Pass
		HCH	QPSK	RB1#0	19.5	Pass
			16-QAM	RB1#0	19.6	Pass
	10 MHz	LCH	QPSK	RB1#0	19.7	Pass
			16-QAM	RB1#0	19.8	Pass
		MCH	QPSK	RB1#0	19.9	Pass
			16-QAM	RB1#0	19.10	Pass
		HCH	QPSK	RB1#0	19.11	Pass
			16-QAM	RB1#0	19.12	Pass
	15 MHz	LCH	QPSK	RB1#0	19.13	Pass
			16-QAM	RB1#0	19.14	Pass
		MCH	QPSK	RB1#0	19.15	Pass
			16-QAM	RB1#0	19.16	Pass
		HCH	QPSK	RB1#0	19.17	Pass
			16-QAM	RB1#0	19.18	Pass
	20 MHz	LCH	QPSK	RB1#0	19.19	Pass
			16-QAM	RB1#0	19.20	Pass
		MCH	QPSK	RB1#0	19.21	Pass
			16-QAM	RB1#0	19.22	Pass
		HCH	QPSK	RB1#0	19.23	Pass
			16-QAM	RB1#0	19.24	Pass

Test Channel	Modulation	PCC RB		SCC RB		Refer to Plot[Note2]	Verdict
		Size	Offset	Size	Offset		
CA_7C							
20MHz+10MHz							
Low	QPSK	1	0	1	49	20.1	Pass
		100	0	50	0	20.2	Pass
	16QAM	1	0	1	49	20.3	Pass
		100	0	50	0	20.4	Pass
Mid	QPSK	1	0	1	49	20.5	Pass
		100	0	50	0	20.6	Pass
	16QAM	1	0	1	49	20.7	Pass
		100	0	50	0	20.8	Pass
High	QPSK	1	0	1	49	20.9	Pass
		100	0	50	0	20.10	Pass
	16QAM	1	0	1	49	20.11	Pass
		100	0	50	0	20.12	Pass
20MHz+20MHz							
Low	QPSK	1	0	1	99	20.13	Pass
		100	0	100	0	20.14	Pass
	16QAM	1	0	1	99	20.15	Pass
		100	0	100	0	20.16	Pass
Mid	QPSK	1	0	1	99	20.17	Pass
		100	0	100	0	20.18	Pass
	16QAM	1	0	1	99	20.19	Pass
		100	0	100	0	20.20	Pass
High	QPSK	1	0	1	99	20.21	Pass
		100	0	100	0	20.22	Pass
	16QAM	1	0	1	99	20.23	Pass
		100	0	100	0	20.24	Pass

Test Channel	Modulation	PCC RB		SCC RB		Refer to Plot[Note2]	Verdict
		Size	Offset	Size	Offset		
CA_38C							
15MHz+15MHz							
Low	QPSK	1	0	1	74	21.1	Pass
		75	0	75	0	21.2	Pass
	16QAM	1	0	1	74	21.3	Pass
		75	0	75	0	21.4	Pass
Mid	QPSK	1	0	1	74	21.5	Pass
		75	0	75	0	21.6	Pass
	16QAM	1	0	1	74	21.7	Pass
		75	0	75	0	21.8	Pass
High	QPSK	1	0	1	74	21.9	Pass
		75	0	75	0	21.10	Pass
	16QAM	1	0	1	74	21.11	Pass
		75	0	75	0	21.12	Pass
20MHz+20MHz							
Low	QPSK	1	99	1	0	21.13	Pass
		100	0	100	0	21.14	Pass
	16QAM	1	99	1	0	21.15	Pass
		100	0	100	0	21.16	Pass
Mid	QPSK	1	99	1	0	21.17	Pass
		100	0	100	0	21.18	Pass
	16QAM	1	99	1	0	21.19	Pass
		100	0	100	0	21.20	Pass
High	QPSK	1	99	1	0	21.21	Pass
		100	0	100	0	21.22	Pass
	16QAM	1	99	1	0	21.23	Pass
		100	0	100	0	21.24	Pass

Test Channel	Modulation	PCC RB		SCC RB		Refer to Plot[Note2]	Verdict
		Size	Offset	Size	Offset		
CA_41C							
20MHz+5MHz							
Low	QPSK	1	0	1	24	22.1	Pass
		100	0	25	0	22.2	Pass
	16QAM	1	0	1	24	22.3	Pass
		100	0	25	0	22.4	Pass
Mid	QPSK	1	0	1	24	22.5	Pass
		100	0	25	0	22.6	Pass
	16QAM	1	0	1	24	22.7	Pass
		100	0	25	0	22.8	Pass
High	QPSK	1	0	1	24	22.9	Pass
		100	0	25	0	22.10	Pass
	16QAM	1	0	1	24	22.11	Pass
		100	0	25	0	22.12	Pass
20MHz+20MHz							
Low	QPSK	1	0	1	99	22.13	Pass
		100	0	100	0	22.14	Pass
	16QAM	1	0	1	99	22.15	Pass
		100	0	100	0	22.16	Pass
Mid	QPSK	1	0	1	99	22.17	Pass
		100	0	100	0	22.18	Pass
	16QAM	1	0	1	99	22.19	Pass
		100	0	100	0	22.20	Pass
High	QPSK	1	0	1	99	22.21	Pass
		100	0	100	0	22.22	Pass
	16QAM	1	0	1	99	22.23	Pass
		100	0	100	0	22.24	Pass

NR Mode Test Verdict

Test Band	NR Test Bandwidth (MHz)	Test Channel	Test Mode	NR UL RB No.	NR UL RB Pos.	Refer to Plot[Note3]	Verdict
n5	5	LCH	PI/2 BPSK	12	6	23.1	Pass
			QPSK	12	6	23.2	Pass
		MCH	PI/2 BPSK	12	6	23.3	Pass
			QPSK	12	6	23.4	Pass
		HCH	PI/2 BPSK	12	6	23.5	Pass
			QPSK	12	6	23.6	Pass
	15	LCH	PI/2 BPSK	36	18	23.7	Pass
			QPSK	36	18	23.8	Pass
		MCH	PI/2 BPSK	36	18	23.9	Pass
			QPSK	36	18	23.10	Pass
		HCH	PI/2 BPSK	36	18	23.11	Pass
			QPSK	36	18	23.12	Pass
	20	LCH	PI/2 BPSK	50	25	23.13	Pass
			QPSK	50	25	23.14	Pass
		MCH	PI/2 BPSK	50	25	23.15	Pass
			QPSK	50	25	23.16	Pass
		HCH	PI/2 BPSK	50	25	23.17	Pass
			QPSK	50	25	23.18	Pass

Test Band	NR Test Bandwidth (MHz)	Test Channel	Test Mode	NR UL RB No.	NR UL RB Pos.	Refer to Plot[Note3]	Verdict
n7	5	LCH	PI/2 BPSK	12	6	24.1	Pass
			QPSK	12	6	24.2	Pass
		MCH	PI/2 BPSK	12	6	24.3	Pass
			QPSK	12	6	24.4	Pass
		HCH	PI/2 BPSK	12	6	24.5	Pass
			QPSK	12	6	24.6	Pass
	25	LCH	PI/2 BPSK	64	32	24.7	Pass
			QPSK	64	32	24.8	Pass
		MCH	PI/2 BPSK	64	32	24.9	Pass
			QPSK	64	32	24.10	Pass
		HCH	PI/2 BPSK	64	32	24.11	Pass
			QPSK	64	32	24.12	Pass
	50	LCH	PI/2 BPSK	135	67	24.13	Pass
			QPSK	135	67	24.14	Pass
		MCH	PI/2 BPSK	135	67	24.15	Pass
			QPSK	135	67	24.16	Pass
		HCH	PI/2 BPSK	135	67	24.17	Pass
			QPSK	135	67	24.18	Pass

Test Band	NR Test Bandwidth (MHz)	Test Channel	Test Mode	NR UL RB No.	NR UL RB Pos.	Refer to Plot[Note2]	Verdict
n38	20	LCH	PI2 BPSK	12	6	25.1	Pass
			QPSK	12	6	25.2	Pass
		MCH	PI2 BPSK	12	6	25.3	Pass
			QPSK	12	6	25.4	Pass
		HCH	PI2 BPSK	12	6	25.5	Pass
			QPSK	12	6	25.6	Pass
	30	LCH	PI2 BPSK	25	12	25.7	Pass
			QPSK	25	12	25.8	Pass
		MCH	PI2 BPSK	25	12	25.9	Pass
			QPSK	25	12	25.10	Pass
		HCH	PI2 BPSK	25	12	25.11	Pass
			QPSK	25	12	25.12	Pass
	40	LCH	PI2 BPSK	50	25	25.13	Pass
			QPSK	50	25	25.14	Pass
		MCH	PI2 BPSK	50	25	25.15	Pass
			QPSK	50	25	25.16	Pass
		HCH	PI2 BPSK	50	25	25.17	Pass
			QPSK	50	25	25.18	Pass

Test Band	NR Test Bandwidth (MHz)	Test Channel	Test Mode	NR UL RB No.	NR UL RB Pos.	Refer to Plot[Note3]	Verdict
n41	10	LCH	PI/2 BPSK	12	6	26.1	Pass
			QPSK	12	6	26.2	Pass
		MCH	PI/2 BPSK	12	6	26.3	Pass
			QPSK	12	6	26.4	Pass
		HCH	PI/2 BPSK	12	6	26.5	Pass
			QPSK	12	6	26.6	Pass
	60	LCH	PI/2 BPSK	81	40	26.7	Pass
			QPSK	81	40	26.8	Pass
		MCH	PI/2 BPSK	81	40	26.9	Pass
			QPSK	81	40	26.10	Pass
		HCH	PI/2 BPSK	81	40	26.11	Pass
			QPSK	81	40	26.12	Pass
	100	LCH	PI/2 BPSK	135	67	26.13	Pass
			QPSK	135	67	26.14	Pass
		MCH	PI/2 BPSK	135	67	26.15	Pass
			QPSK	135	67	26.16	Pass
		HCH	PI/2 BPSK	135	67	26.17	Pass
			QPSK	135	67	26.18	Pass

Test Band	NR Test Bandwidth (MHz)	Test Channel	Test Mode	NR UL RB No.	NR UL RB Pos.	Refer to Plot[Note2]	Verdict
n66	5	LCH	PI2 BPSK	12	6	27.1	Pass
			QPSK	12	6	27.2	Pass
		MCH	PI2 BPSK	12	6	27.3	Pass
			QPSK	12	6	27.4	Pass
		HCH	PI2 BPSK	12	6	27.5	Pass
			QPSK	12	6	27.6	Pass
	20	LCH	PI2 BPSK	50	25	27.7	Pass
			QPSK	50	25	27.8	Pass
		MCH	PI2 BPSK	50	25	27.9	Pass
			QPSK	50	25	27.10	Pass
		HCH	PI2 BPSK	50	25	27.11	Pass
			QPSK	50	25	27.12	Pass
	40	LCH	PI2 BPSK	108	54	27.13	Pass
			QPSK	108	54	27.14	Pass
		MCH	PI2 BPSK	108	54	27.15	Pass
			QPSK	108	54	27.16	Pass
		HCH	PI2 BPSK	108	54	27.17	Pass
			QPSK	108	54	27.18	Pass

A.6 Band Edge

Note 1: Test plots please refer to the document “Annex No.:BL-SZ2361029-501 Data Part 4.pdf”.

GSM and WCDMA Mode Test Verdict

Test Band	Test Channel	Refer to Plot[Note1]	Verdict
GSM 850	LCH	1.1	Pass
	HCH	1.2	Pass
GSM 1900	LCH	2.1	Pass
	HCH	2.2	Pass
EGPRS 850	LCH	3.1	Pass
	HCH	3.2	Pass
EGPRS 1900	LCH	4.1	Pass
	HCH	4.2	Pass
WCDMA Band 2	LCH	5.1	Pass
	HCH	5.2	Pass
WCDMA Band 4	LCH	6.1	Pass
	HCH	6.2	Pass
WCDMA Band 5	LCH	7.1	Pass
	HCH	7.2	Pass

LTE Mode Test Verdict

Test Band	Test Bandwidth	Test Channel	Test Mode	Test RB (Size#Offset)	Refer to Plot[Note1]	Verdict
Band 2	1.4 MHz	LCH	QPSK	RB1#0	8.1	Pass
				RB6#0	8.2	Pass
			16-QAM	RB1#0	8.3	Pass
				RB6#0	8.4	Pass
		HCH	QPSK	RB1#5	8.5	Pass
				RB6#0	8.6	Pass
			16-QAM	RB1#5	8.7	Pass
				RB6#0	8.8	Pass
	3 MHz	LCH	QPSK	RB1#0	8.9	Pass
				RB15#0	8.10	Pass
			16-QAM	RB1#0	8.11	Pass
				RB15#0	8.12	Pass
		HCH	QPSK	RB1#14	8.13	Pass
				RB15#0	8.14	Pass
			16-QAM	RB1#14	8.15	Pass
				RB15#0	8.16	Pass
	5 MHz	LCH	QPSK	RB1#0	8.17	Pass
				RB25#0	8.18	Pass
			16-QAM	RB1#0	8.19	Pass
				RB25#0	8.20	Pass
		HCH	QPSK	RB1#24	8.21	Pass
				RB25#0	8.22	Pass
			16-QAM	RB1#24	8.23	Pass
				RB25#0	8.24	Pass
	10 MHz	LCH	QPSK	RB1#0	8.25	Pass
				RB50#0	8.26	Pass
			16-QAM	RB1#0	8.27	Pass
				RB50#0	8.28	Pass
		HCH	QPSK	RB1#49	8.29	Pass
				RB50#0	8.30	Pass
			16-QAM	RB1#49	8.31	Pass
				RB50#0	8.32	Pass
	15 MHz	LCH	QPSK	RB1#0	8.33	Pass
				RB75#0	8.34	Pass
			16-QAM	RB1#0	8.35	Pass
				RB75#0	8.36	Pass
		HCH	QPSK	RB1#74	8.37	Pass
				RB75#0	8.38	Pass
			16-QAM	RB1#74	8.39	Pass

Test Band	Test Bandwidth	Test Channel	Test Mode	Test RB (Size#Offset)	Refer to Plot[Note1]	Verdict
				RB75#0	8.40	Pass
	20 MHz	LCH	QPSK	RB1#0	8.41	Pass
				RB100#0	8.42	Pass
			16-QAM	RB1#0	8.43	Pass
				RB100#0	8.44	Pass
		HCH	QPSK	RB1#99	8.45	Pass
				RB100#0	8.46	Pass
			16-QAM	RB1#99	8.47	Pass
				RB100#0	8.48	Pass

Test Band	Test Bandwidth	Test Channel	Test Mode	Test RB (Size#Offset)	Refer to Plot[Note1]	Verdict
Band 4	1.4 MHz	LCH	QPSK	RB1#0	9.1	Pass
				RB6#0	9.2	Pass
			16-QAM	RB1#0	9.3	Pass
				RB6#0	9.4	Pass
		HCH	QPSK	RB1#5	9.5	Pass
				RB6#0	9.6	Pass
			16-QAM	RB1#5	9.7	Pass
				RB6#0	9.8	Pass
	3 MHz	LCH	QPSK	RB1#0	9.9	Pass
				RB15#0	9.10	Pass
			16-QAM	RB1#0	9.11	Pass
				RB15#0	9.12	Pass
		HCH	QPSK	RB1#14	9.13	Pass
				RB15#0	9.14	Pass
			16-QAM	RB1#14	9.15	Pass
				RB15#0	9.16	Pass
	5 MHz	LCH	QPSK	RB1#0	9.17	Pass
				RB25#0	9.18	Pass
			16-QAM	RB1#0	9.19	Pass
				RB25#0	9.20	Pass
		HCH	QPSK	RB1#24	9.21	Pass
				RB25#0	9.22	Pass
			16-QAM	RB1#24	9.23	Pass
				RB25#0	9.24	Pass
	10 MHz	LCH	QPSK	RB1#0	9.25	Pass
				RB50#0	9.26	Pass
			16-QAM	RB1#0	9.27	Pass
				RB50#0	9.28	Pass

Test Band	Test Bandwidth	Test Channel	Test Mode	Test RB (Size#Offset)	Refer to Plot[Note1]	Verdict
		HCH	QPSK	RB1#49	9.29	Pass
				RB50#0	9.30	Pass
			16-QAM	RB1#49	9.31	Pass
				RB50#0	9.32	Pass
	15 MHz	LCH	QPSK	RB1#0	9.33	Pass
				RB75#0	9.34	Pass
			16-QAM	RB1#0	9.35	Pass
				RB75#0	9.36	Pass
		HCH	QPSK	RB1#74	9.37	Pass
				RB75#0	9.38	Pass
			16-QAM	RB1#74	9.39	Pass
				RB75#0	9.40	Pass
	20 MHz	LCH	QPSK	RB1#0	9.41	Pass
				RB100#0	9.42	Pass
			16-QAM	RB1#0	9.43	Pass
				RB100#0	9.44	Pass
		HCH	QPSK	RB1#99	9.45	Pass
				RB100#0	9.46	Pass
			16-QAM	RB1#99	9.47	Pass
				RB100#0	9.48	Pass

Test Band	Test Bandwidth	Test Channel	Test Mode	Test RB (Size#Offset)	Refer to Plot[Note1]	Verdict
Band 5	1.4 MHz	LCH	QPSK	RB1#0	10.1	Pass
				RB6#0	10.2	Pass
			16-QAM	RB1#0	10.3	Pass
				RB6#0	10.4	Pass
		HCH	QPSK	RB1#5	10.5	Pass
				RB6#0	10.6	Pass
			16-QAM	RB1#5	10.7	Pass
				RB6#0	10.8	Pass
	3 MHz	LCH	QPSK	RB1#0	10.9	Pass
				RB15#0	10.10	Pass
			16-QAM	RB1#0	10.11	Pass
				RB15#0	10.12	Pass
		HCH	QPSK	RB1#14	10.13	Pass
				RB15#0	10.14	Pass
			16-QAM	RB1#14	10.15	Pass
				RB15#0	10.16	Pass
	5 MHz	LCH	QPSK	RB1#0	10.17	Pass
				RB25#0	10.18	Pass
			16-QAM	RB1#0	10.19	Pass
				RB25#0	10.20	Pass
		HCH	QPSK	RB1#24	10.21	Pass
				RB25#0	10.22	Pass
			16-QAM	RB1#24	10.23	Pass
				RB25#0	10.24	Pass
	10 MHz	LCH	QPSK	RB1#0	10.25	Pass
				RB50#0	10.26	Pass
			16-QAM	RB1#0	10.27	Pass
				RB50#0	10.28	Pass
		HCH	QPSK	RB1#49	10.29	Pass
				RB50#0	10.30	Pass
			16-QAM	RB1#49	10.31	Pass
				RB50#0	10.32	Pass

Test Band	Test Bandwidth	Test Channel	Test Mode	Test RB (Size#Offset)	Refer to Plot[Note1]	Verdict
Band 7	5 MHz	LCH	QPSK	RB1#0	11.1	Pass
				RB25#0	11.2	Pass
			16-QAM	RB1#0	11.3	Pass
				RB25#0	11.4	Pass
		HCH	QPSK	RB1#24	11.5	Pass
				RB25#0	11.6	Pass
			16-QAM	RB1#24	11.7	Pass
				RB25#0	11.8	Pass
	10 MHz	LCH	QPSK	RB1#0	11.9	Pass
				RB50#0	11.10	Pass
			16-QAM	RB1#0	11.11	Pass
				RB50#0	11.12	Pass
		HCH	QPSK	RB1#49	11.13	Pass
				RB50#0	11.14	Pass
			16-QAM	RB1#49	11.15	Pass
				RB50#0	11.16	Pass
	15 MHz	LCH	QPSK	RB1#0	11.17	Pass
				RB75#0	11.18	Pass
			16-QAM	RB1#0	11.19	Pass
				RB75#0	11.20	Pass
		HCH	QPSK	RB1#74	11.21	Pass
				RB75#0	11.22	Pass
			16-QAM	RB1#74	11.23	Pass
				RB75#0	11.24	Pass
	20 MHz	LCH	QPSK	RB1#0	11.25	Pass
				RB100#0	11.26	Pass
			16-QAM	RB1#0	11.27	Pass
				RB100#0	11.28	Pass
		HCH	QPSK	RB1#99	11.29	Pass
				RB100#0	11.30	Pass
			16-QAM	RB1#99	11.31	Pass
				RB100#0	11.32	Pass

Test Band	Test Bandwidth	Test Channel	Test Mode	Test RB (Size#Offset)	Refer to Plot[Note1]	Verdict
Band 12	1.4 MHz	LCH	QPSK	RB1#0	12.1	Pass
				RB6#0	12.2	Pass
			16-QAM	RB1#0	12.3	Pass
				RB6#0	12.4	Pass
		HCH	QPSK	RB1#5	12.5	Pass
				RB6#0	12.6	Pass
			16-QAM	RB1#5	12.7	Pass
				RB6#0	12.8	Pass
	3 MHz	LCH	QPSK	RB1#0	12.9	Pass
				RB15#0	12.10	Pass
			16-QAM	RB1#0	12.11	Pass
				RB15#0	12.12	Pass
		HCH	QPSK	RB1#14	12.13	Pass
				RB15#0	12.14	Pass
			16-QAM	RB1#14	12.15	Pass
				RB15#0	12.16	Pass
	5 MHz	LCH	QPSK	RB1#0	12.17	Pass
				RB25#0	12.18	Pass
			16-QAM	RB1#0	12.19	Pass
				RB25#0	12.20	Pass
		HCH	QPSK	RB1#24	12.21	Pass
				RB25#0	12.22	Pass
			16-QAM	RB1#24	12.23	Pass
				RB25#0	12.24	Pass
	10 MHz	LCH	QPSK	RB1#0	12.25	Pass
				RB50#0	12.26	Pass
			16-QAM	RB1#0	12.27	Pass
				RB50#0	12.28	Pass
		HCH	QPSK	RB1#49	12.29	Pass
				RB50#0	12.30	Pass
			16-QAM	RB1#49	12.31	Pass
				RB50#0	12.32	Pass

Test Band	Test Bandwidth	Test Channel	Test Mode	Test RB (Size#Offset)	Refer to Plot[Note1]	Verdict
Band13	5 MHz	LCH	QPSK	RB1#0	13.1	Pass
				RB6#0	13.2	Pass
			16-QAM	RB1#0	13.3	Pass
				RB5#0	13.4	Pass
		HCH	QPSK	RB1#5	13.5	Pass
				RB6#0	13.6	Pass
			16-QAM	RB1#5	13.7	Pass
				RB5#1	13.8	Pass
	10 MHz	LCH	QPSK	RB1#0	13.9	Pass
				RB6#0	13.10	Pass
			16-QAM	RB1#0	13.11	Pass
				RB5#0	13.12	Pass
		HCH	QPSK	RB1#5	13.13	Pass
				RB6#0	13.14	Pass
			16-QAM	RB1#5	13.15	Pass
				RB5#1	13.16	Pass

Test Band	Test Bandwidth	Test Channel	Test Mode	Test RB (Size#Offset)	Refer to Plot[Note1]	Verdict
Band 17	5 MHz	LCH	QPSK	RB1#0	14.1	Pass
				RB25#0	14.2	Pass
			16-QAM	RB1#0	14.3	Pass
				RB25#0	14.4	Pass
		HCH	QPSK	RB1#24	14.5	Pass
				RB25#0	14.6	Pass
			16-QAM	RB1#24	14.7	Pass
				RB25#0	14.8	Pass
	10 MHz	LCH	QPSK	RB1#0	14.9	Pass
				RB50#0	14.10	Pass
			16-QAM	RB1#0	14.11	Pass
				RB50#0	14.12	Pass
		HCH	QPSK	RB1#49	14.13	Pass
				RB50#0	14.14	Pass
			16-QAM	RB1#49	14.15	Pass
				RB50#0	14.16	Pass

Test Band	Test Bandwidth	Test Channel	Test Mode	Test RB (Size#Offset)	Refer to Plot[Note1]	Verdict
Band 26 (Part22)	1.4 MHz	LCH	QPSK	RB1#0	15.1	Pass
				RB6#0	15.2	Pass
			16-QAM	RB1#0	15.3	Pass
				RB6#0	15.4	Pass
		HCH	QPSK	RB1#5	15.5	Pass
				RB6#0	15.6	Pass
			16-QAM	RB1#5	15.7	Pass
				RB6#0	15.8	Pass
	3 MHz	LCH	QPSK	RB1#0	15.9	Pass
				RB15#0	15.10	Pass
			16-QAM	RB1#0	15.11	Pass
				RB15#0	15.12	Pass
		HCH	QPSK	RB1#14	15.13	Pass
				RB15#0	15.14	Pass
			16-QAM	RB1#14	15.15	Pass
				RB15#0	15.16	Pass
	5 MHz	LCH	QPSK	RB1#0	15.17	Pass
				RB25#0	15.18	Pass
			16-QAM	RB1#0	15.19	Pass
				RB25#0	15.20	Pass
		HCH	QPSK	RB1#24	15.21	Pass
				RB25#0	15.22	Pass
			16-QAM	RB1#24	15.23	Pass
				RB25#0	15.24	Pass
	10 MHz	LCH	QPSK	RB1#0	15.25	Pass
				RB50#0	15.26	Pass
			16-QAM	RB1#0	15.27	Pass
				RB50#0	15.28	Pass
		HCH	QPSK	RB1#49	15.29	Pass
				RB50#0	15.30	Pass
			16-QAM	RB1#49	15.31	Pass
				RB50#0	15.32	Pass
	15 MHz	LCH	QPSK	RB1#0	15.33	Pass
				RB75#0	15.34	Pass
			16-QAM	RB1#0	15.35	Pass
				RB75#0	15.36	Pass
		HCH	QPSK	RB1#74	15.37	Pass
				RB75#0	15.38	Pass
			16-QAM	RB1#74	15.39	Pass
				RB75#0	15.40	Pass

Test Band	Test Bandwidth	Test Channel	Test Mode	Test RB (Size#Offset)	Refer to Plot[Note1]		Verdict
					In-band	Out-of-band	
Band 26 (Part90)	1.4 MHz	LCH	QPSK	RB1#0	16.1	17.1	Pass
				RB6#0	16.2	17.2	Pass
			16-QAM	RB1#0	16.3	17.3	Pass
				RB6#0	16.4	17.4	Pass
		HCH	QPSK	RB1#5	16.5	17.5	Pass
				RB6#0	16.6	17.6	Pass
			16-QAM	RB1#5	16.7	17.7	Pass
				RB6#0	16.8	17.8	Pass
	3 MHz	LCH	QPSK	RB1#0	16.9	17.9	Pass
				RB15#0	16.10	17.10	Pass
			16-QAM	RB1#0	16.11	17.11	Pass
				RB15#0	16.12	17.12	Pass
		HCH	QPSK	RB1#14	16.13	17.13	Pass
				RB15#0	16.14	17.14	Pass
			16-QAM	RB1#14	16.15	17.15	Pass
				RB15#0	16.16	17.16	Pass
	5 MHz	LCH	QPSK	RB1#0	16.17	17.17	Pass
				RB25#0	16.18	17.18	Pass
			16-QAM	RB1#0	16.19	17.19	Pass
				RB25#0	16.20	17.20	Pass
		HCH	QPSK	RB1#24	16.21	17.21	Pass
				RB25#0	16.22	17.22	Pass
			16-QAM	RB1#24	16.23	17.23	Pass
				RB25#0	16.24	17.24	Pass
	10 MHz	MCH	QPSK	RB1#0	16.25	17.25	Pass
				RB50#0	16.26	17.26	Pass
			16-QAM	RB1#0	16.27	17.27	Pass
				RB50#0	16.28	17.28	Pass
		MCH	QPSK	RB1#49	16.29	17.29	Pass
				RB50#0	16.30	17.30	Pass
			16-QAM	RB1#49	16.31	17.31	Pass
				RB50#0	16.32	17.32	Pass

Test Band	Test Bandwidth	Test Channel	Test Mode	Test RB (Size#Offset)	Refer to Plot[Note1]	Verdict
Band 66	1.4 MHz	LCH	QPSK	RB1#0	18.1	Pass
				RB6#0	18.2	Pass
			16-QAM	RB1#0	18.3	Pass
				RB6#0	18.4	Pass
		HCH	QPSK	RB1#5	18.5	Pass
				RB6#0	18.6	Pass
			16-QAM	RB1#5	18.7	Pass
				RB6#0	18.8	Pass
	3 MHz	LCH	QPSK	RB1#0	18.9	Pass
				RB15#0	18.10	Pass
			16-QAM	RB1#0	18.11	Pass
				RB15#0	18.12	Pass
		HCH	QPSK	RB1#14	18.13	Pass
				RB15#0	18.14	Pass
			16-QAM	RB1#14	18.15	Pass
				RB15#0	18.16	Pass
	5 MHz	LCH	QPSK	RB1#0	18.17	Pass
				RB25#0	18.18	Pass
			16-QAM	RB1#0	18.19	Pass
				RB25#0	18.20	Pass
		HCH	QPSK	RB1#24	18.21	Pass
				RB25#0	18.22	Pass
			16-QAM	RB1#24	18.23	Pass
				RB25#0	18.24	Pass
	10 MHz	LCH	QPSK	RB1#0	18.25	Pass
				RB50#0	18.26	Pass
			16-QAM	RB1#0	18.27	Pass
				RB50#0	18.28	Pass
		HCH	QPSK	RB1#49	18.29	Pass
				RB50#0	18.30	Pass
			16-QAM	RB1#49	18.31	Pass
				RB50#0	18.32	Pass
	15 MHz	LCH	QPSK	RB1#0	18.33	Pass
				RB75#0	18.34	Pass
			16-QAM	RB1#0	18.35	Pass
				RB75#0	18.36	Pass
		HCH	QPSK	RB1#74	18.37	Pass
				RB75#0	18.38	Pass
			16-QAM	RB1#74	18.39	Pass
				RB75#0	18.40	Pass

Test Band	Test Bandwidth	Test Channel	Test Mode	Test RB (Size#Offset)	Refer to Plot[Note1]	Verdict
	20 MHz	LCH	QPSK	RB1#0	18.41	Pass
				RB100#0	18.42	Pass
			16-QAM	RB1#0	18.43	Pass
				RB100#0	18.44	Pass
		HCH	QPSK	RB1#99	18.45	Pass
				RB100#0	18.46	Pass
			16-QAM	RB1#99	18.47	Pass
				RB100#0	18.48	Pass

Test Band	Test Bandwidth	Test Channel	Test Mode	Test RB (Size#Offset)	Refer to Plot[Note1]	Verdict
Band 38	5 MHz	LCH	QPSK	RB1#0	19.1	Pass
				RB25#0	19.2	Pass
			16-QAM	RB1#0	19.3	Pass
				RB25#0	19.4	Pass
		HCH	QPSK	RB1#24	19.5	Pass
				RB25#0	19.6	Pass
			16-QAM	RB1#24	19.7	Pass
				RB25#0	19.8	Pass
	10 MHz	LCH	QPSK	RB1#0	19.9	Pass
				RB50#0	19.10	Pass
			16-QAM	RB1#0	19.11	Pass
				RB50#0	19.12	Pass
		HCH	QPSK	RB1#49	19.13	Pass
				RB50#0	19.14	Pass
			16-QAM	RB1#49	19.15	Pass
				RB50#0	19.16	Pass
	15 MHz	LCH	QPSK	RB1#0	19.17	Pass
				RB75#0	19.18	Pass
			16-QAM	RB1#0	19.19	Pass
				RB75#0	19.20	Pass
		HCH	QPSK	RB1#74	19.21	Pass
				RB75#0	19.22	Pass
			16-QAM	RB1#74	19.23	Pass
				RB75#0	19.24	Pass
	20 MHz	LCH	QPSK	RB1#0	19.25	Pass
				RB100#0	19.26	Pass
			16-QAM	RB1#0	19.27	Pass
				RB100#0	19.28	Pass
		HCH	QPSK	RB1#99	19.29	Pass
				RB100#0	19.30	Pass
			16-QAM	RB1#99	19.31	Pass
				RB100#0	19.32	Pass

Test Band	Test Bandwidth	Test Channel	Test Mode	Test RB (Size#Offset)	Refer to Plot[Note1]	Verdict
Band 41	5 MHz	LCH	QPSK	RB1#0	20.1	Pass
				RB25#0	20.2	Pass
			16-QAM	RB1#0	20.3	Pass
				RB25#0	20.4	Pass
		HCH	QPSK	RB1#24	20.5	Pass
				RB25#0	20.6	Pass
			16-QAM	RB1#24	20.7	Pass
				RB25#0	20.8	Pass
	10 MHz	LCH	QPSK	RB1#0	20.9	Pass
				RB50#0	20.10	Pass
			16-QAM	RB1#0	20.11	Pass
				RB50#0	20.12	Pass
		HCH	QPSK	RB1#49	20.13	Pass
				RB50#0	20.14	Pass
			16-QAM	RB1#49	20.15	Pass
				RB50#0	20.16	Pass
	15 MHz	LCH	QPSK	RB1#0	20.17	Pass
				RB75#0	20.18	Pass
			16-QAM	RB1#0	20.19	Pass
				RB75#0	20.20	Pass
		HCH	QPSK	RB1#74	20.21	Pass
				RB75#0	20.22	Pass
			16-QAM	RB1#74	20.23	Pass
				RB75#0	20.24	Pass
	20 MHz	LCH	QPSK	RB1#0	20.25	Pass
				RB100#0	20.26	Pass
			16-QAM	RB1#0	20.27	Pass
				RB100#0	20.28	Pass
		HCH	QPSK	RB1#99	20.29	Pass
				RB100#0	20.30	Pass
			16-QAM	RB1#99	20.31	Pass
				RB100#0	20.32	Pass

Test Channel	Modulation	PCC RB		SCC RB		Refer to Plot[Note1]	Verdict
		Size	Offset	Size	Offset		
CA_7C							
20MHz+10MHz							
Low	QPSK	1	0	1	0	21.1	Pass
		1	0	1	49	21.2	Pass
		100	0	50	0	21.3	Pass
	16-QAM	1	0	1	0	21.4	Pass
		1	0	1	49	21.5	Pass
		100	0	50	0	21.6	Pass
High	QPSK	1	0	1	49	21.7	Pass
		1	99	1	49	21.8	Pass
		100	0	50	0	21.9	Pass
	16-QAM	1	0	1	49	21.10	Pass
		1	99	1	49	21.11	Pass
		100	0	50	0	21.12	Pass
20MHz+20MHz							
Low	QPSK	1	0	1	0	21.13	Pass
		1	0	1	99	21.14	Pass
		100	0	100	0	21.15	Pass
	16-QAM	1	0	1	0	21.16	Pass
		1	0	1	99	21.17	Pass
		100	0	100	0	21.18	Pass
High	QPSK	1	0	1	99	21.19	Pass
		1	99	1	99	21.20	Pass
		100	0	100	0	21.21	Pass
	16-QAM	1	0	1	99	21.22	Pass
		1	99	1	99	21.23	Pass
		100	0	100	0	21.24	Pass

Test Channel	Modulation	PCC RB		SCC RB		Refer to Plot[Note1]	Verdict
		Size	Offset	Size	Offset		
CA_38C							
15MHz+15MHz							
Low	QPSK	1	0	1	0	22.1	Pass
		1	0	1	74	22.2	Pass
		75	0	75	0	22.3	Pass
	16-QAM	1	0	1	0	22.4	Pass
		1	0	1	74	22.5	Pass
		75	0	75	0	22.6	Pass
High	QPSK	1	0	1	74	22.7	Pass
		1	74	1	74	22.8	Pass
		75	0	75	0	22.9	Pass
	16-QAM	1	0	1	74	22.10	Pass
		1	74	1	74	22.11	Pass
		75	0	75	0	22.12	Pass
20MHz+20MHz							
Low	QPSK	1	0	1	0	22.13	Pass
		1	0	1	99	22.14	Pass
		100	0	100	0	22.15	Pass
	16-QAM	1	0	1	0	22.16	Pass
		1	0	1	99	22.17	Pass
		100	0	100	0	22.18	Pass
High	QPSK	1	0	1	99	22.19	Pass
		1	99	1	99	22.20	Pass
		100	0	100	0	22.21	Pass
	16-QAM	1	0	1	99	22.22	Pass
		1	99	1	99	22.23	Pass
		100	0	100	0	22.24	Pass

Test Channel	Modulation	PCC RB		SCC RB		Refer to Plot[Note1]	Verdict
		Size	Offset	Size	Offset		
CA_41C							
20MHz+5MHz							
Low	QPSK	1	0	1	0	23.1	Pass
		1	0	1	24	23.2	Pass
		100	0	25	0	23.3	Pass
	16-QAM	1	0	1	0	23.4	Pass
		1	0	1	24	23.5	Pass
		100	0	25	0	23.6	Pass
High	QPSK	1	0	1	24	23.7	Pass
		1	99	1	24	23.8	Pass
		100	0	25	0	23.9	Pass
	16-QAM	1	0	1	24	23.10	Pass
		1	99	1	24	23.11	Pass
		100	0	25	0	23.12	Pass
20MHz+20MHz							
Low	QPSK	1	0	1	0	23.13	Pass
		1	0	1	99	23.14	Pass
		100	0	100	0	23.15	Pass
	16-QAM	1	0	1	0	23.16	Pass
		1	0	1	99	23.17	Pass
		100	0	100	0	23.18	Pass
High	QPSK	1	0	1	99	23.19	Pass
		1	99	1	99	23.20	Pass
		100	0	100	0	23.21	Pass
	16-QAM	1	0	1	99	23.22	Pass
		1	99	1	99	23.23	Pass
		100	0	100	0	23.24	Pass

NR Mode Test Verdict

Test Band	NR Test Bandwidth (MHz)	Test Channel	Test Mode	NR UL RB No.	NR UL RB Pos.	Refer to Plot[Note1]	Verdict
n5	5	LCH	PI2 BPSK	1	0	24.1	Pass
				25	0	24.2	Pass
			QPSK	1	0	24.3	Pass
				25	0	24.4	Pass
		HCH	PI2 BPSK	1	24	24.5	Pass
				25	0	24.6	Pass
			QPSK	1	24	24.7	Pass
				25	0	24.8	Pass
	15	LCH	PI2 BPSK	1	0	24.9	Pass
				75	0	24.10	Pass
			QPSK	1	0	24.11	Pass
				75	0	24.12	Pass
		HCH	PI2 BPSK	1	78	24.13	Pass
				75	0	24.14	Pass
			QPSK	1	78	24.15	Pass
				75	0	24.16	Pass
	20	LCH	PI2 BPSK	1	0	24.17	Pass
				100	0	24.18	Pass
			QPSK	1	0	24.19	Pass
				100	0	24.20	Pass
		HCH	PI2 BPSK	1	105	24.21	Pass
				100	0	24.22	Pass
			QPSK	1	105	24.23	Pass
				100	0	24.24	Pass

Test Band	NR Test Bandwidth (MHz)	Test Channel	Test Mode	NR UL RB No.	NR UL RB Pos.	Refer to Plot[Note3]	Verdict
n7	5	LCH	PI2 BPSK	1	0	25.1	Pass
				25	0	25.2	Pass
			QPSK	1	0	25.3	Pass
				25	0	25.4	Pass
		HCH	PI2 BPSK	1	24	25.5	Pass
				25	0	25.6	Pass
			QPSK	1	24	25.7	Pass
				25	0	25.8	Pass
	25	LCH	PI2 BPSK	1	0	25.9	Pass
				128	0	25.10	Pass
			QPSK	1	0	25.11	Pass
				128	0	25.12	Pass
		HCH	PI2 BPSK	1	132	25.13	Pass
				128	0	25.14	Pass
			QPSK	1	132	25.15	Pass
				128	0	25.16	Pass
	50	LCH	PI2 BPSK	1	0	25.17	Pass
				270	0	25.18	Pass
			QPSK	1	0	25.19	Pass
				270	0	25.20	Pass
		HCH	PI2 BPSK	1	269	25.21	Pass
				270	0	25.22	Pass
			QPSK	1	269	25.23	Pass
				270	0	25.24	Pass

Test Band	NR Test Bandwidth (MHz)	Test Channel	Test Mode	NR UL RB No.	NR UL RB Pos.	Refer to Plot[Note1]	Verdict
n38	10	LCH	PI2 BPSK	1	0	26.1	Pass
				24	0	26.2	Pass
			QPSK	1	0	26.3	Pass
				24	0	26.4	Pass
		HCH	PI2 BPSK	1	23	26.5	Pass
				24	0	26.6	Pass
			QPSK	1	23	26.7	Pass
				24	0	26.8	Pass
	20	LCH	PI2 BPSK	1	0	26.9	Pass
				50	0	26.10	Pass
			QPSK	1	0	26.11	Pass
				50	0	26.12	Pass
		HCH	PI2 BPSK	1	50	26.13	Pass
				50	0	26.14	Pass
			QPSK	1	50	26.15	Pass
				50	0	26.16	Pass
	40	LCH	PI2 BPSK	1	0	26.17	Pass
				100	0	26.18	Pass
			QPSK	1	0	26.19	Pass
				100	0	26.20	Pass
		HCH	PI2 BPSK	1	105	26.21	Pass
				100	0	26.22	Pass
			QPSK	1	105	26.23	Pass
				100	0	26.24	Pass

Test Band	NR Test Bandwidth (MHz)	Test Channel	Test Mode	NR UL RB No.	NR UL RB Pos.	Refer to Plot[Note3]	Verdict
n41	10	LCH	PI2 BPSK	1	0	27.1	Pass
				24	0	27.2	Pass
			QPSK	1	0	27.3	Pass
				24	0	27.4	Pass
		HCH	PI2 BPSK	1	23	27.5	Pass
				24	0	27.6	Pass
			QPSK	1	23	27.7	Pass
				24	0	27.8	Pass
	60	LCH	PI2 BPSK	1	0	27.9	Pass
				162	0	27.10	Pass
			QPSK	1	0	27.11	Pass
				162	0	27.12	Pass
		HCH	PI2 BPSK	1	161	27.13	Pass
				162	0	27.14	Pass
			QPSK	1	161	27.15	Pass
				162	0	27.16	Pass
	100	LCH	PI2 BPSK	1	0	27.17	Pass
				273	0	27.18	Pass
			QPSK	1	0	27.19	Pass
				273	0	27.20	Pass
		HCH	PI2 BPSK	1	272	27.21	Pass
				273	0	27.22	Pass
			QPSK	1	272	27.23	Pass
				273	0	27.24	Pass

Test Band	NR Test Bandwidth (MHz)	Test Channel	Test Mode	NR UL RB No.	NR UL RB Pos.	Refer to Plot[Note1]	Verdict
n66	5	LCH	PI2 BPSK	1	0	28.1	Pass
				25	0	28.2	Pass
			QPSK	1	0	28.3	Pass
				25	0	28.4	Pass
		HCH	PI2 BPSK	1	24	28.5	Pass
				25	0	28.6	Pass
			QPSK	1	24	28.7	Pass
				25	0	28.8	Pass
	20	LCH	PI2 BPSK	1	0	28.9	Pass
				100	0	28.10	Pass
			QPSK	1	0	28.11	Pass
				100	0	28.12	Pass
		HCH	PI2 BPSK	1	105	28.13	Pass
				100	0	28.14	Pass
			QPSK	1	105	28.15	Pass
				100	0	28.16	Pass
	40	LCH	PI2 BPSK	1	0	28.17	Pass
				216	0	28.18	Pass
			QPSK	1	0	28.19	Pass
				216	0	28.20	Pass
		HCH	PI2 BPSK	1	215	28.21	Pass
				216	0	28.22	Pass
			QPSK	1	215	28.23	Pass
				216	0	28.24	Pass

A.7 Field Strength of Spurious Radiation

Note 1: All modes have been tested, and only the worst case data are shown here.

Note 2: The frequencies of verdict which are marked by "N/A" should be ignored because they are UE carrier frequency.

Note 3: Test plots please refer to the document “Annex No.:BL-SZ2361029-501 Data Part 5.pdf”.

GSM and WCDMA Mode Test Verdict

Test Band	Test Channel	Refer to Plot[Note3]	Verdict
GSM 850	LCH	1.1	Pass
	MCH	1.2	Pass
	HCH	1.3	Pass
GSM 1900	LCH	2.1	Pass
	MCH	2.2	Pass
	HCH	2.3	Pass
EGPRS 850	LCH	3.1	Pass
	MCH	3.2	Pass
	HCH	3.3	Pass
EGPRS 1900	LCH	4.1	Pass
	MCH	4.2	Pass
	HCH	4.3	Pass
WCDMA Band 2	LCH	5.1	Pass
	MCH	5.2	Pass
	HCH	5.3	Pass
WCDMA Band 4	LCH	6.1	Pass
	MCH	6.2	Pass
	HCH	6.3	Pass
WCDMA Band 5	LCH	7.1	Pass
	MCH	7.2	Pass
	HCH	7.3	Pass

LTE Mode Test Verdict

Test Band	Test Bandwidth	Test Channel	Test Mode	Test RB (Size#Offset)	Refer to Plot[Note3]	Verdict
Band 2	1.4 MHz	MCH	QPSK	RB1#0	8.1	Pass
	3 MHz	MCH	QPSK	RB1#0	8.2	Pass
	5 MHz	MCH	QPSK	RB1#0	8.3	Pass
	10 MHz	MCH	QPSK	RB1#0	8.4	Pass
	15 MHz	MCH	QPSK	RB1#0	8.5	Pass
	20 MHz	MCH	QPSK	RB1#0	8.6	Pass
Band 4	1.4 MHz	MCH	QPSK	RB1#0	9.1	Pass
	3 MHz	MCH	QPSK	RB1#0	9.2	Pass
	5 MHz	MCH	QPSK	RB1#0	9.3	Pass
	10 MHz	MCH	QPSK	RB1#0	9.4	Pass
	15 MHz	MCH	QPSK	RB1#0	9.5	Pass
	20 MHz	MCH	QPSK	RB1#0	9.6	Pass
Band 5	1.4 MHz	MCH	QPSK	RB1#0	10.1	Pass
	3 MHz	MCH	QPSK	RB1#0	10.2	Pass
	5 MHz	MCH	QPSK	RB1#0	10.3	Pass
	10 MHz	MCH	QPSK	RB1#0	10.4	Pass
Band 7	5 MHz	MCH	QPSK	RB1#0	11.1	Pass
	10 MHz	MCH	QPSK	RB1#0	11.2	Pass
	15 MHz	MCH	QPSK	RB1#0	11.3	Pass
	20 MHz	MCH	QPSK	RB1#0	11.4	Pass
Band 12	1.4 MHz	MCH	QPSK	RB1#0	12.1	Pass
	3 MHz	MCH	QPSK	RB1#0	12.2	Pass
	5 MHz	MCH	QPSK	RB1#0	12.3	Pass
	10 MHz	MCH	QPSK	RB1#0	12.4	Pass
Band 13	5 MHz	MCH	QPSK	RB1#0	13.1	Pass
	10 MHz	MCH	QPSK	RB1#0	13.2	Pass
Band 17	5 MHz	MCH	QPSK	RB1#0	14.1	Pass
	10 MHz	MCH	QPSK	RB1#0	14.2	Pass
Band 26 (Part90)	1.4 MHz	MCH	QPSK	RB1#0	15.1	Pass
	3 MHz	MCH	QPSK	RB1#0	15.2	Pass
	5 MHz	MCH	QPSK	RB1#0	15.3	Pass
	10 MHz	MCH	QPSK	RB1#0	15.4	Pass
Band 26 (Part22)	1.4 MHz	MCH	QPSK	RB1#0	16.1	Pass
	3 MHz	MCH	QPSK	RB1#0	16.2	Pass
	5 MHz	MCH	QPSK	RB1#0	16.3	Pass
	10 MHz	MCH	QPSK	RB1#0	16.4	Pass
	15 MHz	MCH	QPSK	RB1#0	16.5	Pass
Band 66	1.4 MHz	MCH	QPSK	RB1#0	17.1	Pass
	3 MHz	MCH	QPSK	RB1#0	17.2	Pass

Test Band	Test Bandwidth	Test Channel	Test Mode	Test RB (Size#Offset)	Refer to Plot[Note3]	Verdict
	5 MHz	MCH	QPSK	RB1#0	17.3	Pass
	10 MHz	MCH	QPSK	RB1#0	17.4	Pass
	15 MHz	MCH	QPSK	RB1#0	17.5	Pass
	20 MHz	MCH	QPSK	RB1#0	17.6	Pass
Band 38	5 MHz	MCH	QPSK	RB1#0	18.1	Pass
	10 MHz	MCH	QPSK	RB1#0	18.2	Pass
	15 MHz	MCH	QPSK	RB1#0	18.3	Pass
	20 MHz	MCH	QPSK	RB1#0	18.4	Pass
Band 41	5 MHz	MCH	QPSK	RB1#0	19.1	Pass
	10 MHz	MCH	QPSK	RB1#0	19.2	Pass
	15 MHz	MCH	QPSK	RB1#0	19.3	Pass
	20 MHz	MCH	QPSK	RB1#0	19.4	Pass

Test Channel	Modulation	PCC RB		SCC RB		Refer to Plot[Note3]	Verdict
		Size	Offset	Size	Offset		
CA_7C							
20MHz+10MHz							
Low	QPSK	1	0	1	49	20.1	Pass
Mid	QPSK	1	0	1	49	20.2	Pass
High	QPSK	1	0	1	49	20.3	Pass
20MHz+20MHz							
Low	QPSK	1	0	1	99	20.4	Pass
Mid	QPSK	1	0	1	99	20.5	Pass
High	QPSK	1	0	1	99	20.6	Pass

Test Channel	Modulation	PCC RB		SCC RB		Refer to Plot[Note3]	Verdict
		Size	Offset	Size	Offset		
CA_38C							
15MHz+15MHz							
Low	QPSK	1	0	1	74	21.1	Pass
Mid	QPSK	1	0	1	74	21.2	Pass
High	QPSK	1	0	1	74	21.3	Pass
20MHz+20MHz							
Low	QPSK	1	0	1	99	21.4	Pass
Mid	QPSK	1	0	1	99	21.5	Pass
High	QPSK	1	0	1	99	21.6	Pass

Test Channel	Modulation	PCC RB		SCC RB		Refer to Plot[Note3]	Verdict
		Size	Offset	Size	Offset		
CA_41C							
20MHz+5MHz							
Low	QPSK	1	0	1	24	22.1	Pass
Mid	QPSK	1	0	1	24	22.2	Pass
High	QPSK	1	0	1	24	22.3	Pass
20MHz+20MHz							
Low	QPSK	1	0	1	99	22.4	Pass
Mid	QPSK	1	0	1	99	22.5	Pass
High	QPSK	1	0	1	99	22.6	Pass

NR Mode Test Verdict

Test Band	NR Test Bandwidth (MHz)	Test Channel	Test Mode	NR UL RB No.	NR UL RB Pos.	Refer to Plot[Note3]	Verdict
n5	5	MCH	PI2 BPSK	12	6	23.1	Pass
	15	MCH	PI2 BPSK	36	18	23.2	Pass
	20	MCH	PI2 BPSK	50	25	23.3	Pass
	5	MCH	QPSK	12	6	23.4	Pass
	15	MCH	QPSK	36	18	23.5	Pass
	20	MCH	QPSK	50	25	23.6	Pass

Test Band	NR Test Bandwidth (MHz)	Test Channel	Test Mode	NR UL RB No.	NR UL RB Pos.	Refer to Plot[Note3]	Verdict
n7	5	MCH	PI2 BPSK	12	6	24.1	Pass
	25	MCH	PI2 BPSK	64	32	24.2	Pass
	50	MCH	PI2 BPSK	135	67	24.3	Pass
	5	MCH	QPSK	12	6	24.4	Pass
	25	MCH	QPSK	64	32	24.5	Pass
	50	MCH	QPSK	135	67	24.6	Pass

Test Band	NR Test Bandwidth (MHz)	Test Channel	Test Mode	NR UL RB No.	NR UL RB Pos.	Refer to Plot[Note3]	Verdict
n38	10	MCH	PI2 BPSK	12	6	25.1	Pass
	20	MCH	PI2 BPSK	36	18	25.2	Pass
	40	MCH	PI2 BPSK	50	25	25.3	Pass
	10	MCH	QPSK	12	6	25.4	Pass
	20	MCH	QPSK	36	18	25.5	Pass
	40	MCH	QPSK	50	25	25.6	Pass

Test Band	NR Test Bandwidth (MHz)	Test Channel	Test Mode	NR UL RB No.	NR UL RB Pos.	Refer to Plot[Note3]	Verdict
n41	10	MCH	PI2 BPSK	12	6	26.1	Pass
	60	MCH	PI2 BPSK	81	40	26.2	Pass
	100	MCH	PI2 BPSK	135	67	26.3	Pass
	10	MCH	QPSK	12	6	26.4	Pass
	60	MCH	QPSK	81	40	26.5	Pass
	100	MCH	QPSK	135	67	26.6	Pass

Test Band	NR Test Bandwidth (MHz)	Test Channel	Test Mode	NR UL RB No.	NR UL RB Pos.	Refer to Plot[Note3]	Verdict
n66	5	MCH	PI2 BPSK	12	6	27.1	Pass
	20	MCH	PI2 BPSK	50	25	27.2	Pass
	40	MCH	PI2 BPSK	108	54	27.3	Pass
	5	MCH	QPSK	12	6	27.4	Pass
	20	MCH	QPSK	50	25	27.5	Pass
	40	MCH	QPSK	108	54	27.6	Pass

EN-DC Configuration		DC_2A_n7A		DC_2A_n38A	
		Low Channel	High Channel	Low Channel	High Channel
NR Cell	Band	n7		n38	
	SCS (kHz)	15	15	30	30
	Bandwidth (MHz)	50	50	40	40
	DL Channel	529000	533000	518000	520000
	Modulation	CP-OFDM QPSK	CP-OFDM QPSK	CP-OFDM QPSK	CP-OFDM QPSK
	RB Allocation	Edge_1RB_Left	Edge_1RB_Right	Edge_1RB_Left	Edge_1RB_Right
E-UTRA Cell	Band	Band2		Band2	
	Bandwidth (MHz)	20	20	20	20
	DL Channel	700	1100	700	1100
	Modulation	QPSK	QPSK	QPSK	QPSK
	RB Allocation	Outer_1RB_Left	Outer_1RB_Right	Outer_1RB_Left	Outer_1RB_Right
Refer to Plot[Note3]		28.1	28.2	29.1	29.2
Verdict		Pass	Pass	Pass	Pass

EN-DC Configuration		DC_2A_n41A		DC_2A_n66A	
		Low Channel	High Channel	Low Channel	High Channel
NR Cell	Band	n41		n66	
	SCS (kHz)	30	30	15	15
	Bandwidth (MHz)	100	100	40	40
	DL Channel	509202	528000	426000	432000
	Modulation	CP-OFDM QPSK	CP-OFDM QPSK	CP-OFDM QPSK	CP-OFDM QPSK
	RB Allocation	Edge_1RB_Left	Edge_1RB_Right	Edge_1RB_Left	Edge_1RB_Right
E-UTRA Cell	Band	Band2		Band2	
	Bandwidth (MHz)	20	20	20	20
	DL Channel	700	1100	700	1100
	Modulation	QPSK	QPSK	QPSK	QPSK
	RB Allocation	Outer_1RB_Left	Outer_1RB_Right	Outer_1RB_Left	Outer_1RB_Right
Refer to Plot[Note3]		30.1	30.2	31.1	31.2
Verdict		Pass	Pass	Pass	Pass

EN-DC Configuration		DC_4A_n7A		DC_4A_n38A	
		Low Channel	High Channel	Low Channel	High Channel
NR Cell	Band	n7		n38	
	SCS (kHz)	15	15	30	30
	Bandwidth (MHz)	50	50	40	40
	DL Channel	529000	533000	518000	520000
	Modulation	CP-OFDM QPSK	CP-OFDM QPSK	CP-OFDM QPSK	CP-OFDM QPSK
	RB Allocation	Edge_1RB_Left	Edge_1RB_Right	Edge_1RB_Left	Edge_1RB_Right
E-UTRA Cell	Band	Band4		Band4	
	Bandwidth (MHz)	20	20	20	20
	DL Channel	2050	2300	2050	2300
	Modulation	QPSK	QPSK	QPSK	QPSK
	RB Allocation	Outer_1RB_Left	Outer_1RB_Right	Outer_1RB_Left	Outer_1RB_Right
Refer to Plot[Note3]		32.1	32.2	33.1	33.2
Verdict		Pass	Pass	Pass	Pass

EN-DC Configuration		DC_5A_n7A		DC_5A_n38A	
		Low Channel	High Channel	Low Channel	High Channel
NR Cell	Band	n7		n38	
	SCS (kHz)	15	15	30	30
	Bandwidth (MHz)	50	50	40	40
	DL Channel	529000	533000	518000	520000
	Modulation	CP-OFDM QPSK	CP-OFDM QPSK	CP-OFDM QPSK	CP-OFDM QPSK
	RB Allocation	Edge_1RB_Left	Edge_1RB_Right	Edge_1RB_Left	Edge_1RB_Right
E-UTRA Cell	Band	Band5		Band5	
	Bandwidth (MHz)	10	10	10	10
	DL Channel	2450	2600	2450	2600
	Modulation	QPSK	QPSK	QPSK	QPSK
	RB Allocation	Outer_1RB_Left	Outer_1RB_Right	Outer_1RB_Left	Outer_1RB_Right
Refer to Plot[Note3]		34.1	34.2	35.1	35.2
Verdict		Pass	Pass	Pass	Pass

EN-DC Configuration		DC_5A_n66A		DC_7A_n66A	
		Low Channel	High Channel	Low Channel	High Channel
NR Cell	Band	n66		n66	
	SCS (kHz)	15	15	15	15
	Bandwidth (MHz)	40	40	40	40
	DL Channel	426000	432000	426000	432000
	Modulation	CP-OFDM QPSK	CP-OFDM QPSK	CP-OFDM QPSK	CP-OFDM QPSK
	RB Allocation	Edge_1RB_Left	Edge_1RB_Right	Edge_1RB_Left	Edge_1RB_Right
E-UTRA Cell	Band	Band5		Band7	
	Bandwidth (MHz)	10	10	20	20
	DL Channel	2450	2600	2850	3350
	Modulation	QPSK	QPSK	QPSK	QPSK
	RB Allocation	Outer_1RB_Left	Outer_1RB_Right	Outer_1RB_Left	Outer_1RB_Right
Refer to Plot[Note3]		36.1	36.2	37.1	37.2
Verdict		Pass	Pass	Pass	Pass

EN-DC Configuration		DC_26A_n41A		DC_41A_n41A	
		Low Channel	High Channel	Low Channel	High Channel
NR Cell	Band	n41		n41	
	SCS (kHz)	30	30	30	30
	Bandwidth (MHz)	100	100	100	100
	DL Channel	509202	528000	509202	528000
	Modulation	CP-OFDM QPSK	CP-OFDM QPSK	CP-OFDM QPSK	CP-OFDM QPSK
	RB Allocation	Edge_1RB_Left	Edge_1RB_Right	Edge_1RB_Left	Edge_1RB_Right
E-UTRA Cell	Band	Band26		Band41	
	Bandwidth (MHz)	15	15	20	20
	DL Channel	8765	8965	39750	41490
	Modulation	QPSK	QPSK	QPSK	QPSK
	RB Allocation	Outer_1RB_Left	Outer_1RB_Right	Outer_1RB_Left	Outer_1RB_Right
Refer to Plot[Note3]		38.1	38.2	39.1	39.2
Verdict		Pass	Pass	Pass	Pass

EN-DC Configuration		DC_66A_n5A		DC_66A_n7A	
		Low Channel	High Channel	Low Channel	High Channel
NR Cell	Band	n5		n7	
	SCS (kHz)	15	15	15	15
	Bandwidth (MHz)	20	20	50	50
	DL Channel	175800	176800	529000	533000
	Modulation	CP-OFDM QPSK	CP-OFDM QPSK	CP-OFDM QPSK	CP-OFDM QPSK
	RB Allocation	Edge_1RB_Left	Edge_1RB_Right	Edge_1RB_Left	Edge_1RB_Right
E-UTRA Cell	Band	Band66		Band66	
	Bandwidth (MHz)	20	20	20	20
	DL Channel	66536	67036	66536	67036
	Modulation	QPSK	QPSK	QPSK	QPSK
	RB Allocation	Outer_1RB_Left	Outer_1RB_Right	Outer_1RB_Left	Outer_1RB_Right
Refer to Plot[Note3]		40.1	40.2	41.1	41.2
Verdict		Pass	Pass	Pass	Pass

EN-DC Configuration		DC_66A_n38A		DC_66A_n41A	
		Low Channel	High Channel	Low Channel	High Channel
NR Cell	Band	n38		n41	
	SCS (kHz)	30	30	30	30
	Bandwidth (MHz)	40	40	100	100
	DL Channel	518000	520000	509202	528000
	Modulation	CP-OFDM QPSK	CP-OFDM QPSK	CP-OFDM QPSK	CP-OFDM QPSK
	RB Allocation	Edge_1RB_Left	Edge_1RB_Right	Edge_1RB_Left	Edge_1RB_Right
E-UTRA Cell	Band	Band66		Band66	
	Bandwidth (MHz)	20	20	20	20
	DL Channel	66536	67036	66536	67036
	Modulation	QPSK	QPSK	QPSK	QPSK
	RB Allocation	Outer_1RB_Left	Outer_1RB_Right	Outer_1RB_Left	Outer_1RB_Right
Refer to Plot[Note3]		42.1	42.2	43.1	43.2
Verdict		Pass	Pass	Pass	Pass

Field Strength of Spurious Radiation Worst Case Test Verdict

Test Band	Test Channel	Refer to Plot[Note3]	Verdict
GSM 850	MCH	44.1	Pass
WCDMA Band 2	MCH	45.1	Pass

Test Band	Test Bandwidth	Test Channel	Test Mode	Test RB (Size#Offset)	Refer to Plot[Note3]	Verdict
LTE Band 2	5 MHz	MCH	QPSK	RB1#0	46.1	Pass

NR Test Band	NR Test Bandwidth (MHz)	Test Channel	Test Mode	NR UL RB No.	NR UL RB Pos.	Refer to Plot[Note3]	Verdict
n7	5	MCH	QPSK	12	6	47.1	Pass

EN-DC Configuration		DC_2A_n7A
		Low Channel
NR Cell	Band	n7
	SCS (kHz)	15
	Bandwidth (MHz)	50
	DL Channel	529000
	Modulation	CP-OFDM QPSK
	RB Allocation	Edge_1RB_Left
E-UTRA Cell	Band	Band2
	Bandwidth (MHz)	20
	DL Channel	700
	Modulation	QPSK
	RB Allocation	Outer_1RB_Left
Refer to Plot[Note3]		48.1
Verdict		Pass

ANNEX B TEST SETUP PHOTOS

Please refer to the document “BL-SZ2361029-AR.PDF”.

ANNEX C EUT EXTERNAL PHOTOS

Please refer to the document “BL-SZ2361029-AW.PDF”.

ANNEX D EUT INTERNAL PHOTOS

Please refer to the document “BL-SZ2361029-AI.PDF”.

Statement

1. The laboratory guarantees the scientificity, accuracy and impartiality of the test, and is responsible for all the information in the report, except the information provided by the customer. The customer is responsible for the impact of the information provided on the validity of the results.
2. The report without China inspection body and laboratory Mandatory Approval (CMA) mark has no effect of proving to the society.
3. For the report with CNAS mark or A2LA mark, the items marked with "☆" are not within the accredited scope.
4. This report is invalid if it is altered, without the signature of the testing and approval personnel, or without the “inspection and testing dedicated stamp” or test report stamp.
5. The test data and results are only valid for the tested samples provided by the customer.
6. This report shall not be partially reproduced without the written permission of the laboratory.
7. Any objection shall be raised to the laboratory within 30 days after receiving the report.

--END OF REPORT--