TEST REPORT

Applicant:	Realme Chongqing Mobile Telecommunications Corp., Ltd.
Address:	No.178 Yulong Avenue, Yufengshan, Yubei District, Chongqing, China
Equipment Type:	Mobile Phone
Model Name:	RMX3785
Brand Name:	realme
FCC ID:	2AUYFRMX3785
Test Standard:	47 CFR Part 15 Subpart E (refer section 3.1)
Sample Arrival Date:	Jun. 21, 2023
Test Date:	Jul. 14, 2023
Date of Issue:	Jul. 21, 2023

ISSUED BY:

Shenzhen BALUN Technology Co., Ltd.

Tested by: Yu Yingyuan **Checked by:** Ye Hongji **Approved by:** Liao Jianming (Technical Director)

Revision History

Version	Issue Date	Revisions
Rev. 01	Jul. 21, 2023	Initial Issue

TABLE OF CONTENTS

1 GENERAL INFORMATION 4
1.1 Test Laboratory 4
1.2 Test Location 4
2 PRODUCT INFORMATION 5
2.1 Applicant Information 5
2.2 Manufacturer Information 5
2.3 Factory Information 5
2.4 General Description for Equipment under Test (EUT) 5
2.5 Technical Information 6
2.6 Channel List 8
3 SUMMARY OF TEST RESULTS 11
3.1 Test Standards 11
3.2 Test Verdict 11
4 GENERAL TEST CONFIGURATIONS 12
4.1 Test Environments 12
4.2 Test Equipment List 12
4.3 Test Software List 12
4.4 Measurement Uncertainty 13
4.5 Description of Test Setup 14
5 TEST ITEMS 17
5.1 RF Output Power 17
5.2 Emission Bandwidth and 6 dB Bandwidth 18
5.3 Power Spectral density (PSD) 19
5.4 Conducted Emission 20

5.5 Radiated Spurious Emissions and Band Edge (Restricted-band) 21
ANNEX A TEST RESULT 26
A.1 RF Output Power 26
A.2 Emission Bandwidth & 99% Bandwidth 29
A.3 6 dB Bandwidth 31
A.4 Power Spectral Density 32
A.5 Conducted Emissions 34
A.6 Radiated Spurious Emissions and Band Edge (Restricted-band) 36
ANNEX B TEST SETUP PHOTOS 147
ANNEX C EUT EXTERNAL PHOTOS 147
ANNEX D EUT INTERNAL PHOTOS 147

1 GENERAL INFORMATION

1.1 Test Laboratory

Name	Shenzhen BALUN Technology Co., Ltd.
Address	Block B, 1/F, Baisha Science and Technology Park, Shahe Xi Road, Nanshan District, Shenzhen, Guangdong Province, P. R. China
Phone Number	+86 755 6685 0100

1.2 Test Location

Name	Shenzhen BALUN Technology Co., Ltd.
Location	☑ Block B, 1/F, Baisha Science and Technology Park, Shahe Xi Road, Nanshan District, Shenzhen, Guangdong Province, P. R. China
	☐ 1/F, Building B, Ganghongji High-tech Intelligent Industrial Park, No. 1008, Songbai Road, Yangguang Community, Xili Sub-district, Nanshan District, Shenzhen, Guangdong Province, P. R. China
Accreditation Certificate	The laboratory is a testing organization accredited by FCC as a accredited testing laboratory. The designation number is CN1196.

2 PRODUCT INFORMATION

2.1 Applicant Information

Applicant	Realme Chongqing Mobile Telecommunications Corp., Ltd.
Address	No.178 Yulong Avenue, Yufengshan, Yubei District, Chongqing, China

2.2 Manufacturer Information

Manufacturer	Realme Chongqing Mobile Telecommunications Corp., Ltd.
Address	No.178 Yulong Avenue, Yufengshan, Yubei District, Chongqing, China

2.3 Factory Information

Factory	N/A
Address	N/A

2.4 General Description for Equipment under Test (EUT)

EUT Name	Mobile Phone
Model Name Under Test	RMX3785
Series Model Name	N/A
Description of Model name differentiation	N/A
Hardware Version	11
Software Version	realme UI 4.0
Dimensions (Approx.)	165.66*75.98*7.94mm
Weight (Approx.)	189.2 g
EUT ID	S03, S04, S20
IMEI Number	S03: IMEI1: 865046060034516, IMEI2: 865046060034508
	S04: IMEI1: 865046060035737, IMEI2: 865046060035729
	S20: IMEI1: 865046060054837, IMEI2: 865046060054829

2.5 Technical Information

Network and Wireless connectivity for EUT	2G Network GSM/GPRS/EDGE 850/1900 MHz 3G Network WCDMA/HSDPA/HSUPA Band 2/4/5 4G Network LTE FDD Band 2/4/5/7/12/13/17/26/66 LTE TDD Band 38/41 LTE CA Uplink (UL): CA_7C, CA_38C, CA_41C 5G Network SA: NR n5/n7/n38/n41/n66 NSA(EN-DC): DC_2A_n7A, DC_2A_n38A, DC_2A_n41A, DC_2A_n66A, DC_4A_n7A, DC_4A_n38A, DC_5A_n7A, DC_5A_n38A, DC_5A_n66A, DC_7A_n66A, DC_26A_n41A, DC_41A_n41A, DC_66A_n5A, DC_66A_n7A, DC_66A_n38A, DC_66A_n41A Bluetooth (BR+EDR+BLE) 2.4G WIFI 802.11b, 802.11g, 802.11n(HT20/40), VHT20/40 5G WIFI 802.11a, 802.11n(HT20/40), 802.11ac(VHT20/40/80) U-NII-1/2A/2C/3, GPS, GLONASS, BDS, Galileo, NFC

The requirement for the following technical information of the EUT was tested in this report:

Frequency Range	U-NII-1: 5150 MHz to 5250 MHz, U-NII-2A: 5250 MHz to 5350 MHz, U-NII-2C: 5470 MHz to 5725 MHz, U-NII-3: 5725 MHz to 5850 MHz
Product Type	☐ Mobile ☒ Portable ☐ Fix Location
Modulation technology	OFDM
Modulation Type	256QAM, 64QAM, 16QAM, BPSK, QPSK
Transfer Rate (Mbps) (Single RF path)	802.11a: 54/ 48/ 36/ 24/ 18/ 12/ 9/ 6 Mbps 802.11n: up to 150 Mbps 802.11ac: up to VHT-MCS9
Channel Bandwidth	802.11a: 20 MHz 802.11n: 20 MHz, 40 MHz 802.11ac: 20 MHz, 40 MHz, 80 MHz
Maximum Output Power	U-NII-1: 73.79 mW U-NII-2A: 75.51 mW U-NII-2C: 47.86 mW U-NII-3: 34.12 mW
Antenna System (eg., MIMO, Smart Antenna)	N/A
Categorization as Correlated or Completely Uncorrelated	N/A

Antenna Type	PIFA Antenna
Antenna Gain	U-NII-1: 5150 MHz to 5250 MHz: 1.22 dBi U-NII-2A: 5250 MHz to 5350 MHz: 1.67 dBi U-NII-2C: 5470 MHz to 5725 MHz: 1.42 dBi U-NII-3: 5725 MHz to 5850 MHz: 0.47 dBi
About the Product	The equipment is Mobile Phone, intended for used with information technology equipment.

2.6 Channel List

20 MHz		40 MHz		80 MHz	
Channel Number	Frequency (MHz)	Channel Number	Frequency (MHz)	Channel Number	Frequency (MHz)
36	**5180**	**38**	**5190**	**42**	**5210**
40	5200	**46**	**5230**	**58**	**5290**
44	**5220**	**54**	**5270**	**106**	**5530**
48	**5240**	**62**	**5310**	**122**	**5610**
52	**5260**	**102**	**5510**	**155**	**5775**
56	5280	110	5550		
60	**5300**	**118**	**5590**		
64	**5320**	126	5630		
100	**5500**	**134**	**5670**		
104	5520	**151**	**5755**		
108	5540	**159**	**5795**		
112	5560				
116	**5580**				
120	5600				
124	5620				
128	5640				
132	5660				
136	5680				
140	**5700**				
149	**5745**				
153	5765				
157	**5785**				
161	5805				
165	**5825**				

The Lowest frequency, the middle frequency and the highest frequency of channel were selected to perform the test, and the selected channel see below:

For 802.11a/n(HT20)/ac(VHT20)

U-NII-1 (5150 - 5250 MHz)			U-NII-2A (5250 - 5350 MHz)		
Channel Number	Channel	Frequency (MHz)	Channel Number	Channel	Frequency (MHz)
36	Low	5180	52	Low	5260
44	Mid	5220	60	Mid	5300
48	High	5240	64	High	5320

U-NII-2C (5470 - 5725 MHz)			U-NII-3 (5725 - 5850 MHz)		
Channel Number	Channel	Frequency (MHz)	Channel Number	Channel	Frequency (MHz)
100	Low	5500	149	Low	5745
116	Mid	5580	157	Mid	5785
140	High	5700	165	High	5825

For 802.11n(HT40)/ac(VHT40)

U-NII-1 (5150 - 5250 MHz)			U-NII-2A (5250 - 5350 MHz)		
Channel Number	Channel	Frequency (MHz)	Channel Number	Channel	Frequency (MHz)
38	Low	5190	54	Low	5270
46	High	5230	62	High	5310

U-NII-2C (5470 - 5725 MHz)			U-NII-3 (5725 - 5850 MHz)		
Channel Number	Channel	Frequency (MHz)	Channel Number	Channel	Frequency (MHz)
102	Low	5510	151	Low	5755
118	Mid	5590	159	High	5795
134	High	5670			

For 802.11ac(VHT80)

U-NII-1 (5150 - 5250 MHz)			U-NII-2A (5250 - 5350 MHz)		
Channel Number	Channel	Frequency (MHz)	Channel Number	Channel	Frequency (MHz)
42	Mid	5210	58	Mid	5290

U-NII-2C (5470 - 5725 MHz)			U-NII-3 (5725 - 5850 MHz)		
Channel Number	Channel	Frequency (MHz)	Channel Number	Channel	Frequency (MHz)
106	Low	5530	155	Mid	5775
122	High	5610			

Note: Preliminary tests were performed in different data rate in above table to find the worst radiated emission. The data rate shown in the table below is the worst-case rate with respect to the specific test item. Investigation has been done on all the possible configurations for searching the worst cases. The following table is a list of the test modes shown in this test report.

Test Items	Mode	Data Rate	Modulation Type	U-NII-1 Channel	U-NII-2A Channel	U-NII-2C Channel	U-NII-3 Channel
RF Output Power	11a	6	BPSK	48/44/36	64/60/52	140/116/100	165/157/149
	11n(20 MHz)	6.5		48/44/36	64/60/52	140/116/100	165/157/149
	11n(40 MHz)	13.5		46/38	62/54	134/118/102	159/151
	11ac(20 MHz)	6.5		48/44/36	64/60/52	140/116/100	165/157/149
	11ac(40 MHz)	13.5		46/38	62/54	134/118/102	159/151
	11ac(80 MHz)	29.3		42	58	122/106	155
Emission Bandwidth & 99% Occupied Bandwidth	11a	6	BPSK	48/44/36	64/60/52	140/116/100	165/157/149
	11n(20 MHz)	6.5		48/44/36	64/60/52	140/116/100	165/157/149
	11n(40 MHz)	13.5		46/38	62/54	134/118/102	159/151
	11ac(20 MHz)	6.5		48/44/36	64/60/52	140/116/100	165/157/149
	11ac(40 MHz)	13.5		46/38	62/54	134/118/102	159/151
	11ac(80 MHz)	29.3		42	58	122/106	155
6 dB bandwidth	11a	6	BPSK	N/A	N/A	N/A	165/157/149
	11n(20 MHz)	6.5		N/A	N/A	N/A	165/157/149
	11n(40 MHz)	13.5		N/A	N/A	N/A	159/151
	11ac(20 MHz)	6.5		N/A	N/A	N/A	165/157/149
	11ac(40 MHz)	13.5		N/A	N/A	N/A	159/151
	11ac(80 MHz)	29.3		N/A	N/A	N/A	155
Power Spectral Density	11a	6	BPSK	48/44/36	64/60/52	140/116/100	165/157/149
	11n(20 MHz)	6.5		48/44/36	64/60/52	140/116/100	165/157/149
	11n(40 MHz)	13.5		46/38	62/54	134/118/102	159/151
	11ac(20 MHz)	6.5		48/44/36	64/60/52	140/116/100	165/157/149
	11ac(40 MHz)	13.5		46/38	62/54	134/118/102	159/151
	11ac(80 MHz)	29.3		42	58	122/106	155
Radiated Spurious Emissions	11a	6	BPSK	48/44/36	64/60/52	140/116/100	165/157/149
	11n(20 MHz)	6.5		48/44/36	64/60/52	140/116/100	165/157/149
	11n(40 MHz)	13.5		46/38	62/54	134/118/102	159/151
	11ac(20 MHz)	6.5		48/44/36	64/60/52	140/116/100	165/157/149
	11ac(40 MHz)	13.5		46/38	62/54	134/118/102	159/151
	11ac(80 MHz)	29.3		42	58	122/106	155
Band Edge (Restricted-band)	11a	6	BPSK	48/36	64/52	140/100	165/149
	11n(20 MHz)	6.5		48/36	64/52	140/100	165/149
	11n(40 MHz)	13.5		46/38	62/54	134/102	159/151
	11ac(20 MHz)	6.5		48/36	64/52	140/100	165/149
	11ac(40 MHz)	13.5		46/38	62/54	134/102	159/151
	11ac(80 MHz)	29.3		42	58	122/106	155

3 SUMMARY OF TEST RESULTS

3.1 Test Standards

No.	Identity	Document Title
1	47 CFR Part 15 Subpart E	Unlicensed National Information Infrastructure Devices
2	KDB Publication 789033 D02v02r01	Guidelines for Compliance Testing of Unlicensed National Information Infrastructure (U-NII) Devices Part 15, Subpart E
3	ANSI C63.10-2013	American National Standard for Testing Unlicensed Wireless Devices

3.2 Test Verdict

No.	Description	FCC Part No.	Test Result	Verdict
1	Antenna Requirement	15.203	--	Pass[Note1]
2	RF Output Power	15.407(a)	ANNEX A.1	Pass
3	Emission Bandwidth & 99% Occupied Bandwidth	15.407(a)	ANNEX A.2	Pass
4	6 dB bandwidth	15.407(e)	ANNEX A.3	Pass
5	Power Spectral Density	15.407(a)	ANNEX A.4	Pass
6	Conducted Emission	15.207	ANNEX A.5	Pass
7	Radiated Spurious Emissions and Band Edge (Restricted-band)	15.407(b)	ANNEX A.6	Pass

Note [1]: The EUT has a permanently and irreplaceable attached antenna, which complies with the requirement FCC 15.203.

Note [2]: Under all normal operating conditions specified in the user manual, frequency stability can keep radiation within the operating frequency band.

Note [3]: Compared with the EUT of test report BL-SZ2350513-604, the EUT of this report update Model Name, front camera, rear camera, battery, adapter, motor, charge management system, circuit and FCC ID number. Other hardware circuits and software are the same as EUT referred in test report BL-SZ2350513-604.

Therefore, all test data are derived from the BL-SZ2350513-604, which was issued by Shenzhen BALUN Technology Co., Ltd. on Jul. 03, 2023.

4 GENERAL TEST CONFIGURATIONS

4.1 Test Environments

During the measurement, the normal environmental conditions were within the listed ranges:

Relative Humidity	39% to 67%	
Atmospheric Pressure	100 kPa to 102 kPa	
Temperature	NT (Normal Temperature)	+21.8℃ to +24.4℃
	LT (Low Temperature)	-30℃
	HT (High Temperature)	+50℃
Working Voltage of the EUT	NV (Normal Voltage)	3.87 V
	LV (Low Voltage)	3.60 V
	HV (High Voltage)	4.45 V

4.2 Test Equipment List

Description	Manufacturer	Model	Serial No.	Cal. Date	Cal. Due
Spectrum Analyzer	KEYSIGHT	N9020A	MY46471071	2022.07.26	2023.07.25
Power Sensor	KEYSIGHT	U2063XA	MY58000251	2022.07.28	2023.07.27
Spectrum Analyzer	ROHDE&SCHWARZ	FSV-40	101544	2022.12.28	2023.12.27
Spectrum Analyzer	KEYSIGHT	N9020A	MY52510065	2022.09.06	2023.09.05
Signaling Unit	ROHDE&SCHWARZ	CMW500	171150	2023.06.19	2024.06.18
Test Antenna-Horn	SCHWARZBECK	BBHA 9120D	01631	2022.02.03	2025.02.02
Test Antenna-Horn	A-INFO	LB-180400KF	J211060273	2021.07.02	2024.07.01
Anechoic Chamber	RAINFORD	9m*6m*6m	144	2022.02.19	2024.09.03
EMI Receiver	ROHDE&SCHWARZ	ESRP	101036	2022.09.09	2023.09.08
Test Antenna-Loop	SCHWARZBECK	FMZB 1519	1519-037	2021.04.16	2024.04.15
Anechoic Chamber	EMC Electronic Co., Ltd	20.10*11.60 *7.35m	130	2021.08.15	2024.08.14
EMI Receiver	KEYSIGHT	N9010B	MY57110309	2022.09.09	2023.09.08
LISN	SCHWARZBECK	NSLK 8127	8127-687	2023.05.16	2024.05.15
Shielded Enclosure	YiHeng Electronic Co., Ltd	3.5m*3.1m* 2.8m	112	2022.02.19	2025.02.18
EMI Receiver	Agilent	N9038A	MY55330120	2022.09.09	2023.09.08
Test Antenna-Bi-Log	SCHWARZBECK	VULB 9168	9168-00867	2022.04.12	2025.04.11
Anechoic Chamber	YiHeng	9m*6m*6m	142	2022.02.19	2024.08.18

4.3 Test Software List

Description	Manufacturer	Software Version	Serial No.	Applicable test Setup
BL410R	BALUN	V2.1.1.488	N/A	The section 4.5.1
BL410E	BALUN	V19.8.28.435	N/A	The section 4.5.2&4.5.3&4.5.4&4.5.5

4.4 Measurement Uncertainty

The following measurement uncertainty levels have been estimated for tests performed on the EUT as specified in CISPR 16-4-2.

This uncertainty represents an expanded uncertainty expressed at approximately the 95% confidence level using a coverage factor of k=2.

Parameters	Uncertainty
Occupied Channel Bandwidth	2.8%
RF output power, conducted	1.28 dB
Power Spectral Density, conducted	1.30 dB
Unwanted Emissions, conducted	1.84 dB
All emissions, radiated	5.36 dB
Temperature	0.82°C
Humidity	4.1%

4.5 Description of Test Setup

4.5.1 For Antenna Port Test

Conducted value (dBm) = Measurement value (dBm) + cable loss (dB)

For example: the measurement value is 10 dBm and the cable 0.5dBm used, then the final result of EUT: Conducted value (dBm) = 10 dBm + 0.5 dB = 10.5 dBm

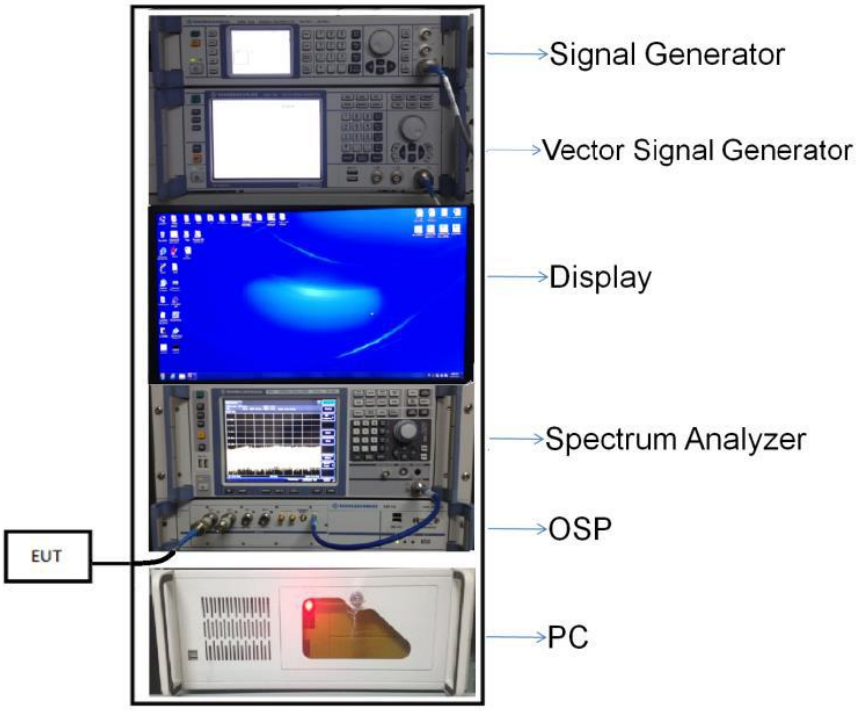

(Diagram 1)

4.5.2 For AC Power Supply Port Test

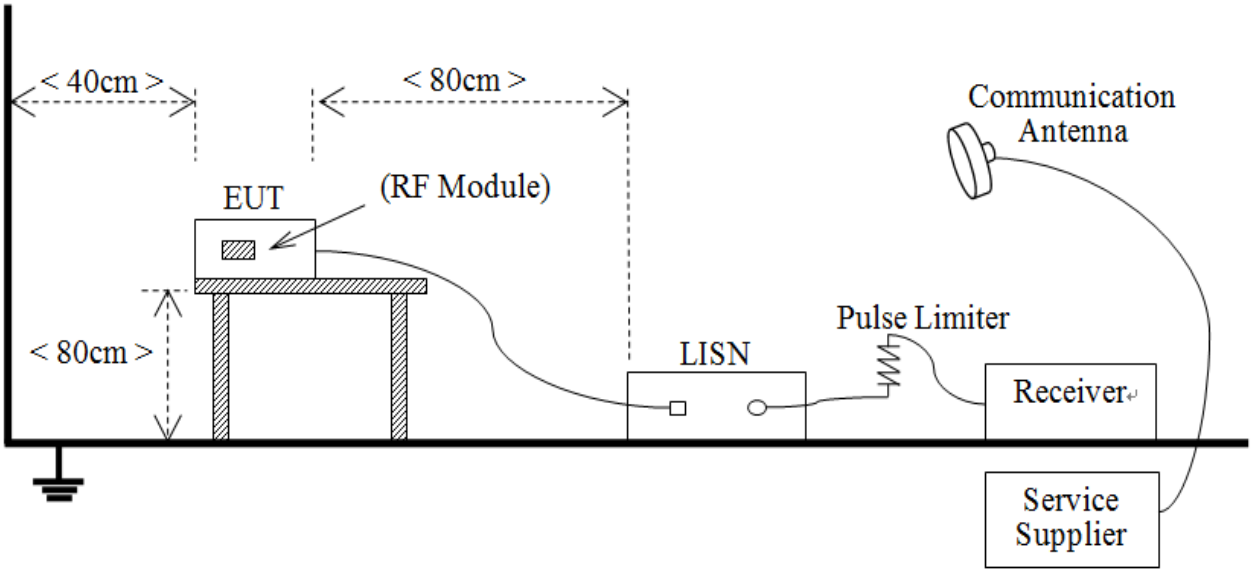

(Diagram 2)

4.5.3 For Radiated Test (Below 30 MHz)

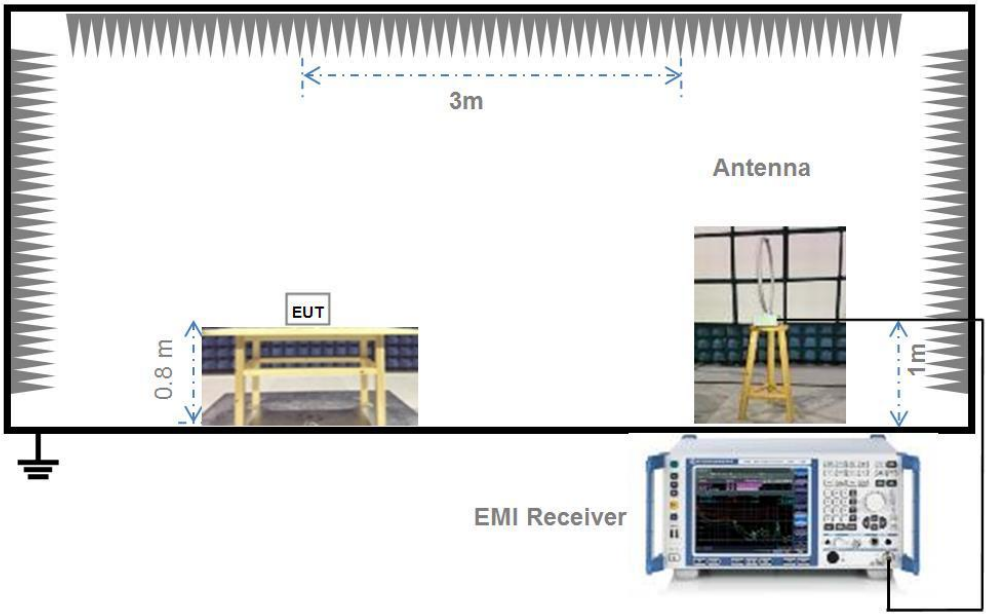

(Diagram 3)

4.5.4 For Radiated Test (30 MHz-1 GHz)



(Diagram 4)

4.5.5 For Radiated Test (Above 1 GHz)

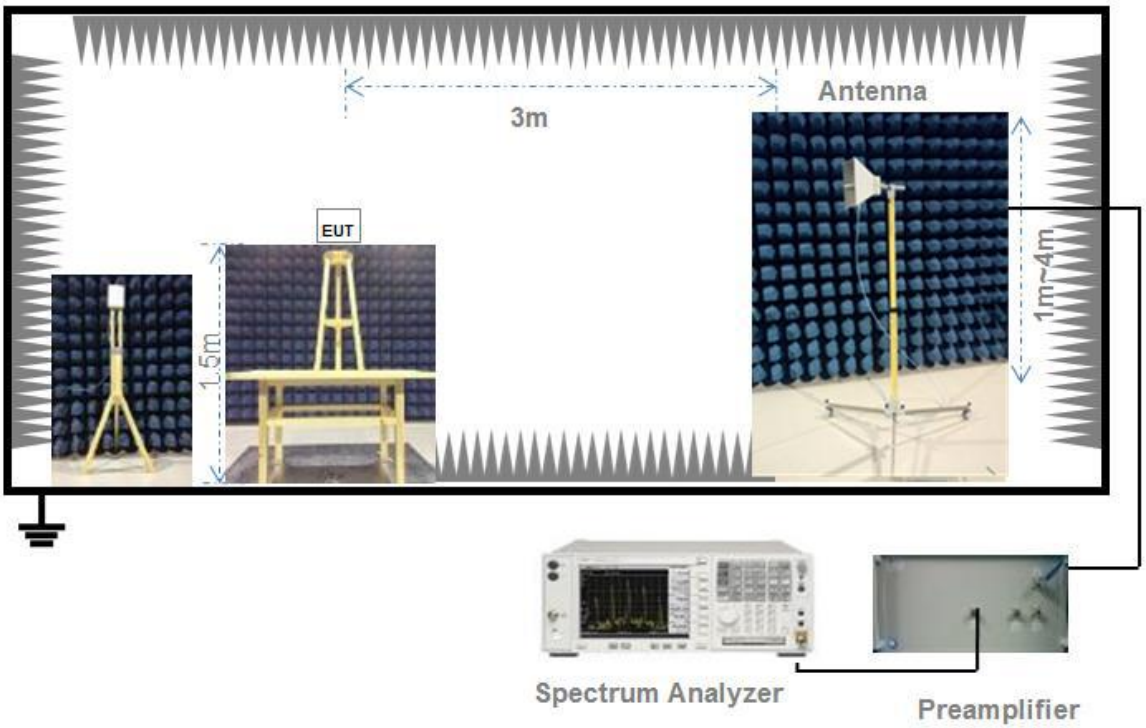

(Diagram 5)

5 TEST ITEMS

5.1 RF Output Power

5.1.1 Test Limit

FCC §15.407(a)

The maximum conducted output power should not exceed:

Frequency Band (MHz)	Limit
5150-5250	250 mW
5250-5350	250 mW or 11 dBm + 10log B, whichever is less.
5470-5725	250 mW or 11 dBm + 10log B, whichever is less.
5725-5850	1 W
Note: Where “B” is the 26 dB emissions bandwidth in MHz.	

5.1.2 Test Setup

The section 4.5.1 (Diagram 1) test setup description was used for this test. The photo of test setup please refer to ANNEX B.

5.1.3 Test Procedure

The maximum peak conducted output power may be measured using a broadband Average RF power meter. The power meter shall have a video bandwidth that is greater than or equal to the emission bandwidth and utilize a fast-responding diode detector.

The E.I.R.P used radiated test method. At a test site that has been validated using the procedures of ANSI C63.4 or the latest CISPR 16-1-4 for measurements above 1 GHz, so as to simulate a near free-space environment.

5.1.4 Test Result

Please refer to ANNEX A.1.

5.2 Emission Bandwidth and 6 dB Bandwidth

5.2.1 Limit

FCC §15.407(a)

Within the 5.725-5.85 GHz band, the minimum 6 dB bandwidth of U-NII devices shall be at least 500 kHz.

5.2.2 Test Setup

The test setup photo please refer to 4.5.1 (Diagram 1) test setup description was used for this test. The photo of test setup please refer to ANNEX B.

5.2.3 Test Procedure

Emission bandwidth

1. Set RBW = approximately 1% of the emission bandwidth.

2. Set VBW ≥ 3*RBW,

3. Detector = Peak.

4. Trace mode = Max hold.

5. Measure the maximum width of the emission that is 26 dB down from the peak of the emission.

Occupied Bandwidth

1. Set Span = 1.5 times to 5.0 times the OBW

2. Set RBW = 1% to 5% of the OBW.

3. Set VBW ≥ 3*RBW, Detector = Peak.

4. Trace mode = Max hold.

5. Use the 99% power bandwidth function of the instrument.

6 dB bandwidth

1. Set RBW = 100 kHz, VBW = 300 kHz.

2. Detector = Peak.Trace mode = Max hold.

3. Allow the trace to stabilize.

4. Measure the maximum width of the emission that is constrained by the frequencies associated with the two outermost amplitude points (upper and lower frequencies) that are attenuated by 6 dB relative to the maximum level measured in the fundamental emission.

5.2.4 Test Result

Please refer to ANNEX A.2 and ANNEX A.3.

5.3 Power Spectral density (PSD)

5.3.1 Limit

FCC §15.407(a)

The maximum power spectral density should not exceed:

Frequency Band (MHz)	Limit
5150-5250	11 dBm/MHz
5250-5350	11 dBm/MHz
5470-5725	11 dBm/MHz
5725-5850	30 dBm/500kHz

5.3.2 Test Setup

The section 4.5.1 (Diagram 1) test setup description was used for this test. The photo of test setup please refer to ANNEX B.

5.3.3 Test Procedure

Set the spectrum analyzer or EMI receiver span to view the entire emission bandwidth.
1. Set RBW = 510 kHz/1 MHz, VBW ≥ 3*RBW, Sweep time = Auto, Detector = RMS.
2. Allow the sweeps to continue until the trace stabilizes.
3. Use the peak marker function to determine the maximum amplitude level.
4. The E.I.R.P spectral density used radiated test method. At a test site that has been validated using the procedures of ANSI C63.4 or the latest CISPR 16-1-4 for measurements above 1 GHz, so as to simulate a near free-space environment.

5.3.4 Test Result

Please refer to ANNEX A.4.

5.4 Conducted Emission

5.4.1 Limit

FCC §15.207

For an intentional radiator that is designed to be connected to the public utility (AC) power line, the radio frequency voltage that is conducted back onto the AC power line on any frequency within the U-NII-150 kHz to 30 MHz shall not exceed the limits in the following table, as measured using a 50μH/50Ω line impedance stabilization network (LISN).

Frequency range (MHz)	Conducted Limit (dBμV)	
	Quai-peak	Average
0.15 - 0.50	66 to 56	56 to 46
0.50 - 5	56	46
0.50 - 30	60	50

5.4.2 Test Setup

The section 4.5.2 (Diagram 2) test setup description was used for this test. The photo of test setup please refer to ANNEX B.

5.4.3 Test Procedure

The maximum conducted interference is searched using Peak (PK), if the emission levels more than the AV and QP limits, and that have narrow margins from the AV and QP limits will be re-measured with AV and QP detectors. Tests for both L phase and N phase lines of the power mains connected to the EUT are performed. Refer to recorded points and plots below.

5.4.4 Test Result

Please refer to ANNEX A.5.

5.5 Radiated Spurious Emissions and Band Edge (Restricted-band)

5.5.1 Limit

FCC §15.209 & 15.407(b)

Frequency (MHz)	Field Strength (μV/m)	Measurement Distance (m)
0.009 - 0.490	2400/F(kHz)	300
0.490 - 1.705	24000/F(kHz)	30
1.705 - 30.0	30	30
30 - 88	100	3
88 - 216	150	3
216 - 960	200	3
Above 960	500	3

Note [1]: The Limit for radiated test was performed according to FCC Part 15C

Note [2]: The tighter limit applies at the band edge.

Un-restricted band emissions	
Out Operating Band (MHz)	Limit
5150 - 5250	e.i.r.p. -27 dBm (68.2 dBuV/m@3m)
5250 - 5350	e.i.r.p. -27 dBm (68.2 dBuV/m@3m)
5470 - 5725	e.i.r.p. -27 dBm (68.2 dBuV/m@3m)
5725 - 5850	All emissions shall be limited to a level of -27 dBm/MHz at 75 MHz or more above or below the band edge increasing linearly to 10 dBm/MHz at 25 MHz above or below the band edge, and from 25 MHz above or below the band edge increasing linearly to a level of 15.6 dBm/MHz at 5 MHz above or below the band edge, and from 5 MHz above or below the band edge increasing linearly to a level of 27 dBm/MHz at the band edge. 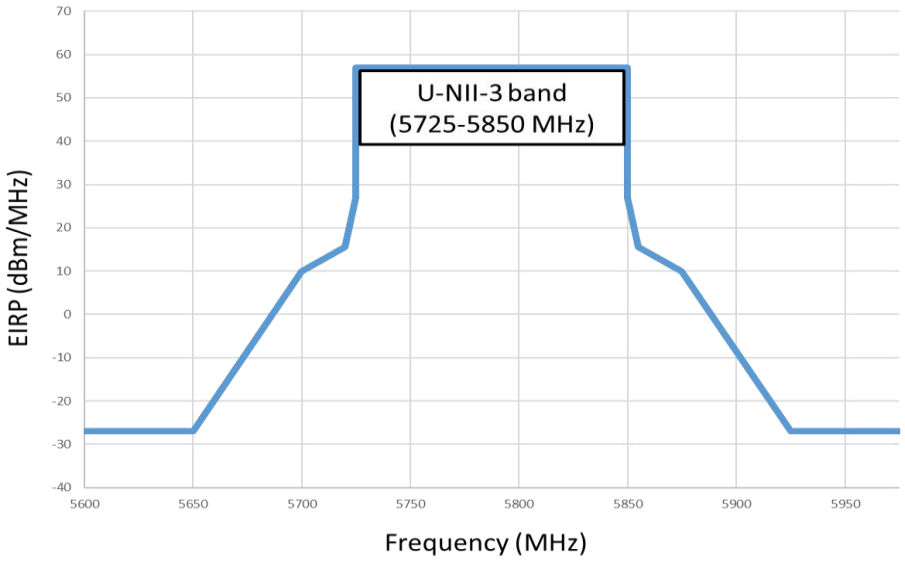

Note: The following formula is used to convert the equipment isotropic radiated power (eirp) to field strength.

5.5.2 Test Setup

The section 4.5.3-4.5.5 (Diagram 3 - Diagram 5) test setup description was used for this test. The photo of test setup please refer to ANNEX B.

5.5.3 Test Procedure

Since the emission limits are specified in terms of radiated field strength levels, measurements performed to demonstrate compliance have traditionally relied on a radiated test configuration. Radiated measurements remain the principal method for demonstrating compliance to the specified limits; however antenna-port conducted measurements are also now acceptable to demonstrate compliance (see below for details). When radiated measurements are utilized, test site requirements and procedures for maximizing and measuring radiated emissions that are described in ANSI C63.10 shall be followed.

Antenna-port conducted measurements may also be used as an alternative to radiated measurements for demonstrating compliance in the restricted frequency bands. If conducted measurements are performed, then proper impedance matching must be ensured and an additional radiated test for cabinet/case spurious emissions is required.

General Procedure for conducted measurements in restricted bands

a) Measure the conducted output power (in dBm) using the detector specified (see guidance regarding measurement procedures for determining quasi-peak, peak, and average conducted output power, respectively).

b) Add the appropriate maximum ground reflection factor to the EIRP level (6 dB for frequencies ≤ 30 MHz, 4.7 dB for frequencies between 30 MHz and 1000 MHz, inclusive and 0 dB for frequencies > 1000 MHz).

c) For devices with multiple antenna-ports, measure the power of each individual chain and sum the EIRP of all chains in linear terms (e.g., Watts, mW).

d) Convert the resultant EIRP level to an equivalent electric field strength using the following relationship:

$E = EIRP – 20\log D + 104.8$

where:

E = electric field strength in dBμV/m,

EIRP = equivalent isotropic radiated power in dBm

D = specified measurement distance in meters.

e) Compare the resultant electric field strength level to the applicable limit.

f) Perform radiated spurious emission test.

Quasi-Peak measurement procedure

The specifications for measurements using the CISPR quasi-peak detector can be found in Publication 16 of the International Special Committee on Radio Frequency Interference (CISPR) of the International Electrotechnical Commission.

As an alternative to CISPR quasi-peak measurement, compliance can be demonstrated to the applicable

emission limits using a peak detector.

Peak power measurement procedure

Peak emission levels are measured by setting the instrument as follows:

a) RBW = as specified in Table 1.

b) VBW ≥ 3 x RBW.

c) Detector = Peak.

d) Sweep time = auto.

e) Trace mode = max hold.

f) Allow sweeps to continue until the trace stabilizes. (Note that the required measurement time may be longer for low duty cycle applications).

Table 1—RBW as a function of frequency

Frequency	RBW
9-150 kHz	200-300 Hz
0.15-30 MHz	9-10 kHz
30-1000 MHz	100-120 kHz
> 1000 MHz	1 MHz

If the peak-detected amplitude can be shown to comply with the average limit, then it is not necessary to perform a separate average measurement.

Trace averaging across on and off times of the EUT transmissions followed by duty cycle correction

If continuous transmission of the EUT (i.e., duty cycle ≥ 98 percent) cannot be achieved and the duty cycle is constant (i.e., duty cycle variations are less than ± 2 percent), then the following procedure shall be used:

a) The EUT shall be configured to operate at the maximum achievable duty cycle.

b) Measure the duty cycle, x, of the transmitter output signal as described in section 6.0.

c) RBW = 1 MHz (unless otherwise specified).

d) VBW ≥ 3 x RBW.

e) Detector = RMS, if span/(# of points in sweep) ≤ (RBW/2). Satisfying this condition may require increasing the number of points in the sweep or reducing the span. If this condition cannot be satisfied, then the detector mode shall be set to peak.

f) Averaging type = power (i.e., RMS).

1) As an alternative, the detector and averaging type may be set for linear voltage averaging.

2) Some instruments require linear display mode in order to use linear voltage averaging. Log or dB averaging shall not be used.

g) Sweep time = auto.

h) Perform a trace average of at least 100 traces.

i) A correction factor shall be added to the measurement results prior to comparing to the emission limit in order to compute the emission level that would have been measured had the test been performed at 100 percent duty cycle. The correction factor is computed as follows:

1) If power averaging (RMS) mode was used in step f), then the applicable correction factor is 10 log(1/x), where x is the duty cycle.

2) If linear voltage averaging mode was used in step f), then the applicable correction factor is 20 log(1/x), where x is the duty cycle.

3) If a specific emission is demonstrated to be continuous (≥ 98 percent duty cycle) rather than turning on and off with the transmit cycle, then no duty cycle correction is required for that emission.

NOTE: Reduction of the measured emission amplitude levels to account for operational duty factor is not permitted. Compliance is based on emission levels occurring during transmission - not on an average across on and off times of the transmitter.

Determining the applicable transmit antenna gain

A conducted power measurement will determine the maximum output power associated with a restricted band emission; however, in order to determine the associated EIRP level, the gain of the transmitting antenna (in dBi) must be added to the measured output power (in dBm).

Since the out-of-band characteristics of the EUT transmit antenna will often be unknown, the use of a conservative antenna gain value is necessary. Thus, when determining the EIRP based on the measured conducted power, the upper bound on antenna gain for a device with a single RF output shall be selected as the maximum in-band gain of the antenna across all operating bands, or 2 dBi, whichever is greater. However, for devices that operate in multiple frequency bands while using the same transmit antenna, the highest gain of the antenna within the operating band nearest in frequency to the restricted band emission being measured may be used in lieu of the overall highest gain when the emission is at a frequency that is within 20 percent of the nearest band edge frequency, but in no case shall a value less than 2 dBi be used.

See KDB 662911 for guidance on calculating the additional array gain term when determining the effective antenna gain for a EUT with multiple outputs occupying the same or overlapping frequency ranges in the same band.

Radiated spurious emission test

An additional consideration when performing conducted measurements of restricted band emissions is that unwanted emissions radiating from the EUT cabinet, control circuits, power leads, or intermediate circuit elements will likely go undetected in a conducted measurement configuration. To address this concern, a radiated test shall be performed to ensure that emissions emanating from the EUT cabinet (rather than the antenna port) also comply with the applicable limits.

For these cabinet radiated spurious emission measurements the EUT transmit antenna may be replaced with a termination matching the nominal impedance of the antenna. Procedures for performing radiated measurements are specified in ANSI C63.10. All detected emissions shall comply with the applicable limits.

The measurement frequency range is from 30 MHz to the 10th harmonic of the fundamental frequency. The Turn Table is actuated to turn from 0° to 360°, and both horizontal and vertical polarizations of the Test Antenna are used to find the maximum radiated power. Mid channels on all channel bandwidth verified. Only the worst RB size/offset presented.

The power of the EUT transmitting frequency should be ignored.

All Spurious Emission tests were performed in X, Y, Z axis direction. And only the worst axis test condition was recorded in this test report.

Use the following spectrum analyzer settings:

Span = wide enough to fully capture the emission being measured
RBW = 1 MHz for f ≥ 1 GHz, 100 kHz for f < 1 GHz
VBW ≥ RBW
Sweep = auto
Detector function = peak
Trace = max hold

5.5.4 Test Result

Please refer to ANNEX A.6.

ANNEX A TEST RESULT

A.1 RF Output Power

Note: For FCC standard, if transmitting antennas of directional gain greater than 6 dBi are used, all band maximum conducted output power shall be reduced by the amount in dB that the directional gain of the antenna exceeds 6 dBi.

Duty Cycle

Test Mode	On Time (ms)	On+Off time (ms)	Duty Cycle	Duty Factor (dB)
11a	1.393	1.428	97.55%	0.11
11n (HT20)	1.300	1.337	97.23%	0.12
11n (HT40)	0.650	0.684	95.01%	0.22
11ac (VHT20)	1.312	1.347	97.40%	0.11
11ac (VHT40)	0.652	0.687	94.88%	0.23
11ac (VHT80)	0.325	0.359	90.52%	0.43

Note: The duty factor has been added to the output power test results.

Test Data

Conducted Power

U-NII-1 (5150 - 5250 MHz)					
Mode	Channel	Conducted Power (dBm)	Conducted Power (mW)	FCC Limit (mW)	Verdict
11a	CH36	16.56	45.29	250	Pass
11a	CH44	18.34	68.23	250	Pass
11a	CH48	18.68	73.79	250	Pass
11n (HT20)	CH36	16.21	41.78	250	Pass
11n (HT20)	CH44	18.49	70.63	250	Pass
11n (HT20)	CH48	18.43	69.66	250	Pass
11n (HT40)	CH38	13.38	21.78	250	Pass
11n (HT40)	CH46	18.52	71.12	250	Pass
11ac (VHT20)	CH36	16.26	42.27	250	Pass
11ac (VHT20)	CH44	18.53	71.29	250	Pass
11ac (VHT20)	CH48	18.61	72.61	250	Pass
11ac (VHT40)	CH38	13.39	21.83	250	Pass
11ac (VHT40)	CH46	18.47	70.31	250	Pass
11ac (VHT80)	CH42	11.76	15.00	250	Pass

U-NII-2A (5250 - 5350 MHz)					
Mode	Channel	Conducted Power (dBm)	Conducted Power (mW)	FCC Limit (mW)	Verdict
11a	CH52	18.78	75.51	250	Pass
11a	CH60	18.62	72.78	250	Pass
11a	CH64	16.44	44.06	250	Pass
11n (HT20)	CH52	18.55	71.61	250	Pass
11n (HT20)	CH60	18.67	73.62	250	Pass
11n (HT20)	CH64	15.34	34.20	250	Pass
11n (HT40)	CH54	18.53	71.29	250	Pass
11n (HT40)	CH62	13.48	22.28	250	Pass
11ac (VHT20)	CH52	18.59	72.28	250	Pass
11ac (VHT20)	CH60	18.43	69.66	250	Pass
11ac (VHT20)	CH64	15.61	36.39	250	Pass
11ac (VHT40)	CH54	18.53	71.29	250	Pass
11ac (VHT40)	CH62	13.55	22.65	250	Pass
11ac (VHT80)	CH58	11.93	15.60	250	Pass

U-NII-2C (5470 - 5725 MHz)					
Mode	Channel	Conducted Power (dBm)	Conducted Power (mW)	FCC Limit (mW)	Verdict
11a	CH100	14.59	28.77	250	Pass
11a	CH116	16.80	47.86	250	Pass
11a	CH140	14.72	29.65	250	Pass
11n (HT20)	CH100	14.56	28.58	250	Pass
11n (HT20)	CH116	16.80	47.86	250	Pass
11n (HT20)	CH140	14.56	28.58	250	Pass
11n (HT40)	CH102	13.62	23.01	250	Pass
11n (HT40)	CH118	16.18	41.50	250	Pass
11n (HT40)	CH134	15.84	38.37	250	Pass
11ac (VHT20)	CH100	14.43	27.73	250	Pass
11ac (VHT20)	CH116	16.15	41.21	250	Pass
11ac (VHT20)	CH140	14.59	28.77	250	Pass
11ac (VHT40)	CH102	13.62	23.01	250	Pass
11ac (VHT40)	CH118	16.14	41.11	250	Pass
11ac (VHT40)	CH134	16.06	40.36	250	Pass
11ac (VHT80)	CH106	11.52	14.19	250	Pass
11ac (VHT80)	CH122	16.66	46.34	250	Pass

U-NII-3 (5725 - 5850 MHz)					
Mode	Channel	Conducted Power (dBm)	Conducted Power (mW)	FCC Limit (mW)	Verdict
11a	CH149	14.80	30.20	1000	Pass
11a	CH157	14.92	31.05	1000	Pass
11a	CH165	14.93	31.12	1000	Pass
11n (HT20)	CH149	14.84	30.48	1000	Pass
11n (HT20)	CH157	14.86	30.62	1000	Pass
11n (HT20)	CH165	14.93	31.12	1000	Pass
11n (HT40)	CH151	14.96	31.33	1000	Pass
11n (HT40)	CH159	14.92	31.05	1000	Pass
11ac (VHT20)	CH149	15.02	31.77	1000	Pass
11ac (VHT20)	CH157	15.00	31.62	1000	Pass
11ac (VHT20)	CH165	15.20	33.11	1000	Pass
11ac (VHT40)	CH151	14.92	31.05	1000	Pass
11ac (VHT40)	CH159	14.94	31.19	1000	Pass
11ac (VHT80)	CH155	15.33	34.12	1000	Pass

A.2 Emission Bandwidth & 99% Bandwidth

Note: Test plots please refer to the document “Annex No.: BL-SZ2350513-604 Data Part 1.pdf”.

Test Data

U-NII-1 (5150 - 5250 MHz)			
Mode	Channel	26 dB Bandwidth (MHz)	99% Bandwidth (MHz)
11a	CH36	20.37	16.50
11a	CH44	24.37	16.64
11a	CH48	24.67	16.70
11n (HT20)	CH36	20.43	17.65
11n (HT20)	CH44	25.99	17.78
11n (HT20)	CH48	28.16	17.78
11n (HT40)	CH38	40.82	36.09
11n (HT40)	CH46	58.86	36.36
11ac (VHT20)	CH36	22.70	17.64
11ac (VHT20)	CH44	27.42	17.75
11ac (VHT20)	CH48	26.91	17.78
11ac (VHT40)	CH38	40.70	36.03
11ac (VHT40)	CH46	54.60	36.24
11ac (VHT80)	CH42	81.11	75.43

U-NII-2A (5250 - 5350 MHz)			
Mode	Channel	26 dB Bandwidth (MHz)	99% Bandwidth (MHz)
11a	CH52	23.86	16.66
11a	CH60	26.26	16.71
11a	CH64	22.58	16.57
11n (HT20)	CH52	26.52	17.78
11n (HT20)	CH60	26.49	17.77
11n (HT20)	CH64	20.40	17.63
11n (HT40)	CH54	51.33	36.32
11n (HT40)	CH62	40.44	36.06
11ac (VHT20)	CH52	26.83	17.77
11ac (VHT20)	CH60	24.93	17.70
11ac (VHT20)	CH64	20.31	17.60
11ac (VHT40)	CH54	54.05	36.31
11ac (VHT40)	CH62	40.77	36.07
11ac (VHT80)	CH58	81.31	75.48

U-NII-2C (5470 - 5725 MHz)			
Mode	Channel	26 dB Bandwidth (MHz)	99% Bandwidth (MHz)
11a	CH100	20.10	16.49
11a	CH116	29.30	16.76
11a	CH140	20.09	16.51
11n (HT20)	CH100	20.31	17.61
11n (HT20)	CH116	27.50	17.82
11n (HT20)	CH140	20.39	17.62
11n (HT40)	CH102	40.59	36.09
11n (HT40)	CH118	58.75	36.39
11n (HT40)	CH134	40.79	36.17
11ac (VHT20)	CH100	20.43	17.58
11ac (VHT20)	CH116	27.30	17.81
11ac (VHT20)	CH140	20.39	17.59
11ac (VHT40)	CH102	40.55	36.02
11ac (VHT40)	CH118	48.88	36.34
11ac (VHT40)	CH134	54.49	36.18
11ac (VHT80)	CH106	80.94	75.31
11ac (VHT80)	CH122	82.00	75.45

U-NII-3 (5725 - 5850 MHz)			
Mode	Channel	26 dB Bandwidth (MHz)	99% Bandwidth (MHz)
11a	CH149	24.12	16.66
11a	CH157	28.15	16.73
11a	CH165	28.00	16.76
11n (HT20)	CH149	25.95	17.78
11n (HT20)	CH157	28.06	17.80
11n (HT20)	CH165	28.42	17.85
11n (HT40)	CH151	52.82	36.28
11n (HT40)	CH159	57.61	36.40
11ac (VHT20)	CH149	28.07	17.79
11ac (VHT20)	CH157	28.34	17.78
11ac (VHT20)	CH165	28.42	17.81
11ac (VHT40)	CH151	56.90	36.28
11ac (VHT40)	CH159	56.18	36.28
11ac (VHT80)	CH155	103.90	75.50

A.3 6 dB Bandwidth

Note: Test plots please refer to the document “Annex No.: BL-SZ2350513-604 Data Part 2.pdf”.

Test Data

U-NII-3 (5725 - 5850 MHz)				
Mode	Channel	6 dB Bandwidth (MHz)	Limit (kHz)	Verdict
11a	CH149	15.20	500.00	Pass
11a	CH157	15.20	500.00	Pass
11a	CH165	15.20	500.00	Pass
11n (HT20)	CH149	15.20	500.00	Pass
11n (HT20)	CH157	15.20	500.00	Pass
11n (HT20)	CH165	15.20	500.00	Pass
11n (HT40)	CH151	35.20	500.00	Pass
11n (HT40)	CH159	35.20	500.00	Pass
11ac (VHT20)	CH149	15.20	500.00	Pass
11ac (VHT20)	CH157	15.20	500.00	Pass
11ac (VHT20)	CH165	15.20	500.00	Pass
11ac (VHT40)	CH151	35.20	500.00	Pass
11ac (VHT40)	CH159	35.20	500.00	Pass
11ac (VHT80)	CH155	75.20	500.00	Pass

A.4 Power Spectral Density

Note 1: Test plots please refer to the document “Annex No.: BL-SZ2350513-604 Data Part 3.pdf”.
Note 2: The duty factor has been added to the PSD test results.

Test Data

U-NII-1 (5150 - 5250 MHz)				
Mode	Channel	PSD (dBm/MHz)	Limit (dBm/MHz)	Verdict
11a	CH36	5.28	11.00	Pass
11a	CH44	6.97	11.00	Pass
11a	CH48	7.40	11.00	Pass
11n (HT20)	CH36	4.95	11.00	Pass
11n (HT20)	CH44	7.18	11.00	Pass
11n (HT20)	CH48	7.11	11.00	Pass
11n (HT40)	CH38	-0.52	11.00	Pass
11n (HT40)	CH46	4.04	11.00	Pass
11ac (VHT20)	CH36	5.53	11.00	Pass
11ac (VHT20)	CH44	7.27	11.00	Pass
11ac (VHT20)	CH48	7.14	11.00	Pass
11ac (VHT40)	CH38	-0.67	11.00	Pass
11ac (VHT40)	CH46	4.14	11.00	Pass
11ac (VHT80)	CH42	-6.33	11.00	Pass

U-NII-2A (5250 - 5350 MHz)				
Mode	Channel	PSD (dBm/MHz)	Limit (dBm/MHz)	Verdict
11a	CH52	6.87	11.00	Pass
11a	CH60	7.41	11.00	Pass
11a	CH64	5.44	11.00	Pass
11n (HT20)	CH52	7.01	11.00	Pass
11n (HT20)	CH60	7.10	11.00	Pass
11n (HT20)	CH64	4.02	11.00	Pass
11n (HT40)	CH54	3.48	11.00	Pass
11n (HT40)	CH62	-0.93	11.00	Pass
11ac (VHT20)	CH52	6.98	11.00	Pass
11ac (VHT20)	CH60	7.08	11.00	Pass
11ac (VHT20)	CH64	4.10	11.00	Pass
11ac (VHT40)	CH54	3.99	11.00	Pass
11ac (VHT40)	CH62	-0.83	11.00	Pass
11ac (VHT80)	CH58	-5.93	11.00	Pass

U-NII-2C (5470 - 5725 MHz)				
Mode	Channel	PSD (dBm/MHz)	Limit (dBm/MHz)	Verdict
11a	CH100	3.65	11.00	Pass
11a	CH116	5.93	11.00	Pass
11a	CH140	4.22	11.00	Pass
11n (HT20)	CH100	3.75	11.00	Pass
11n (HT20)	CH116	5.61	11.00	Pass
11n (HT20)	CH140	3.90	11.00	Pass
11n (HT40)	CH102	-0.09	11.00	Pass
11n (HT40)	CH118	2.77	11.00	Pass
11n (HT40)	CH134	1.86	11.00	Pass
11ac (VHT20)	CH100	3.83	11.00	Pass
11ac (VHT20)	CH116	5.68	11.00	Pass
11ac (VHT20)	CH140	3.83	11.00	Pass
11ac (VHT40)	CH102	-0.54	11.00	Pass
11ac (VHT40)	CH118	2.78	11.00	Pass
11ac (VHT40)	CH134	2.81	11.00	Pass
11ac (VHT80)	CH106	-5.60	11.00	Pass
11ac (VHT80)	CH122	-0.91	11.00	Pass

U-NII-3 (5725 - 5850 MHz)				
Mode	Channel	PSD (dBm/500kHz)	Limit (dBm/500kHz)	Verdict
11a	CH149	1.51	30.00	Pass
11a	CH157	1.50	30.00	Pass
11a	CH165	1.48	30.00	Pass
11n (HT20)	CH149	1.15	30.00	Pass
11n (HT20)	CH157	1.10	30.00	Pass
11n (HT20)	CH165	1.09	30.00	Pass
11n (HT40)	CH151	-1.88	30.00	Pass
11n (HT40)	CH159	-1.88	30.00	Pass
11ac (VHT20)	CH149	1.15	30.00	Pass
11ac (VHT20)	CH157	1.19	30.00	Pass
11ac (VHT20)	CH165	1.05	30.00	Pass
11ac (VHT40)	CH151	-1.76	30.00	Pass
11ac (VHT40)	CH159	-1.84	30.00	Pass
11ac (VHT80)	CH155	-5.28	30.00	Pass

A.5 Conducted Emissions

Note [1]: The EUT is working in the Normal link mode. All modes have been tested and normal link mode is worst.

Note [2]: Devices subject to Part 15 must be tested for all available U.S. voltages and frequencies (such as a nominal 120 VAC, 60 Hz and 240 VAC, 50 Hz) for which the device is capable of operation. So, The configuration 120 VAC, 60 Hz and 240 VAC, 50 Hz were tested respectively, but only the worst configuration (120 VAC, 60 Hz) shown here.

Test Data and Plots

PHASE L

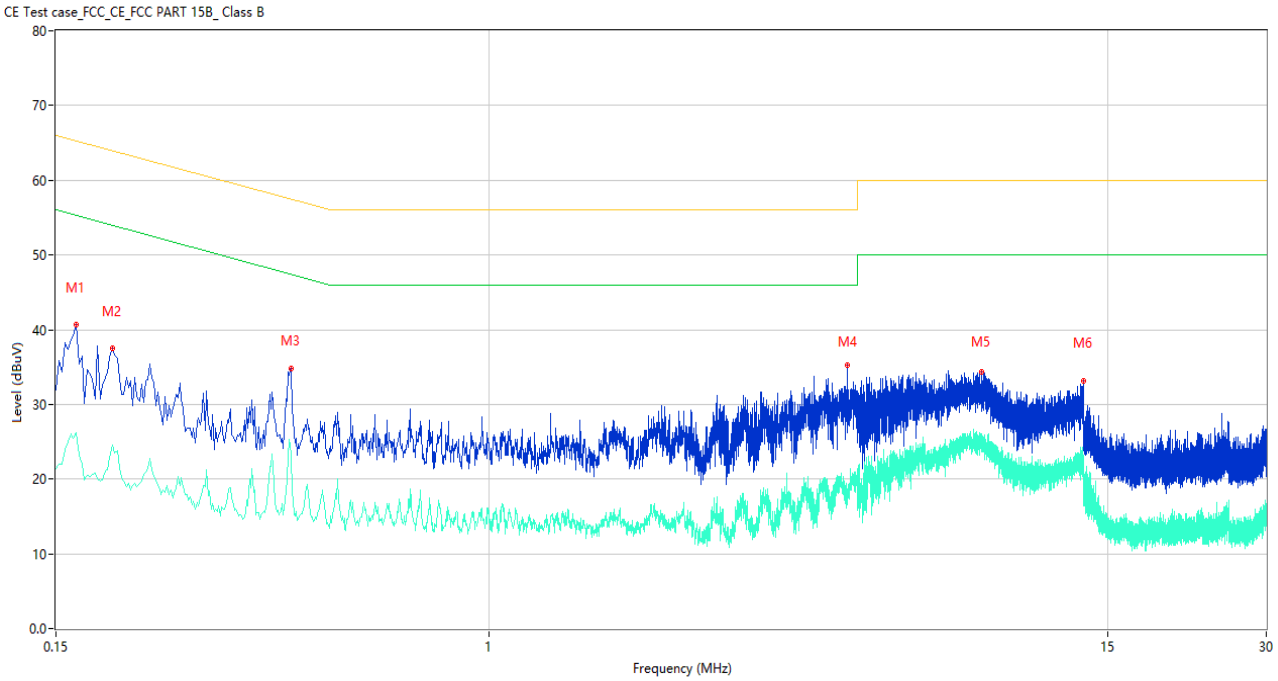

No.	Frequency (MHz)	Results (dBuV)	Factor (dB)	Limit (dBuV)	Margin (dB)	Detector	Line	Verdict
1	0.164	40.61	9.82	65.26	24.65	Peak	L	Pass
1**	0.164	26.17	9.82	55.26	29.09	AV	L	Pass
2	0.192	37.51	9.79	63.95	26.44	Peak	L	Pass
2**	0.192	24.56	9.79	53.95	29.39	AV	L	Pass
3	0.420	34.81	10.35	57.45	22.64	Peak	L	Pass
3**	0.420	23.04	10.35	47.45	24.41	AV	L	Pass
4	4.786	35.26	10.26	56.00	20.74	Peak	L	Pass
4**	4.786	18.68	10.26	46.00	27.32	AV	L	Pass
5	8.616	34.32	10.27	60.00	25.68	Peak	L	Pass
5**	8.616	24.41	10.27	50.00	25.59	AV	L	Pass
6	13.454	33.22	10.37	60.00	26.78	Peak	L	Pass
6**	13.454	22.54	10.37	50.00	27.46	AV	L	Pass

PHASE N

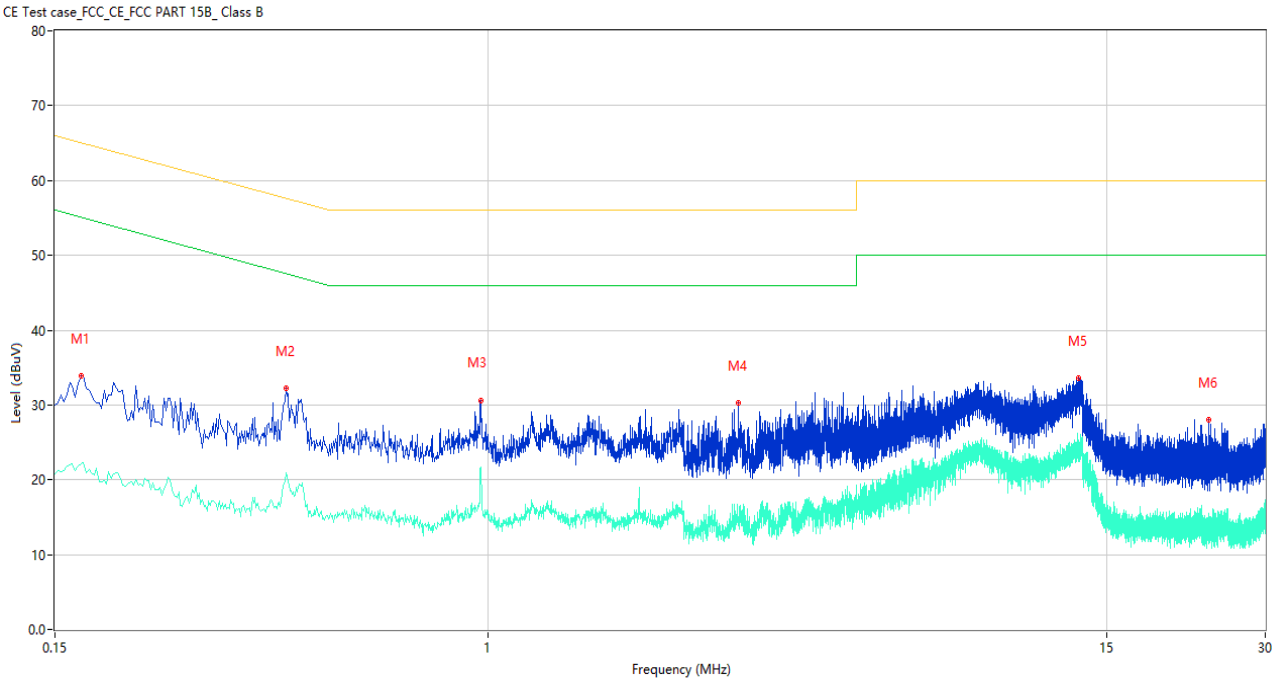

No.	Frequency (MHz)	Results (dBuV)	Factor (dB)	Limit (dBuV)	Margin (dB)	Detector	Line	Verdict
1	0.168	33.92	9.82	65.06	31.14	Peak	N	Pass
1**	0.168	22.16	9.82	55.06	32.90	AV	N	Pass
2	0.412	32.24	10.36	57.61	25.37	Peak	N	Pass
2**	0.412	21.02	10.36	47.61	26.59	AV	N	Pass
3	0.968	30.60	10.47	56.00	25.40	Peak	N	Pass
3**	0.968	21.67	10.47	46.00	24.33	AV	N	Pass
4	2.986	30.27	10.26	56.00	25.73	Peak	N	Pass
4**	2.986	15.06	10.26	46.00	30.94	AV	N	Pass
5	13.272	33.56	10.14	60.00	26.44	Peak	N	Pass
5**	13.272	23.73	10.14	50.00	26.27	AV	N	Pass
6	23.440	28.01	10.44	60.00	31.99	Peak	N	Pass
6**	23.440	14.16	10.44	50.00	35.84	AV	N	Pass

A.6 Radiated Spurious Emissions and Band Edge (Restricted-band)

Note [1]: The symbol of "--" in the table which means not application.

Note [2]: For the test data above 1 GHz， According the ANSI C63.4, where limits are specified for both average and peak (or quasi-peak) detector functions, if the peak (or quasi-peak) measured value complies with the average limit, it is unnecessary to perform an average measurement.

Note [3]: The low frequency, which started from 9 kHz to 30 MHz, was pre-scanned and the result which was 20 dB lower than the limit line per 15.31(o) was not reported.

Note [4]: The EUT is working in the Normal link mode below 1 GHz. All modes have been tested and normal link mode is worst.

Test Data and Plots

30 MHz to 1 GHz, ANT H

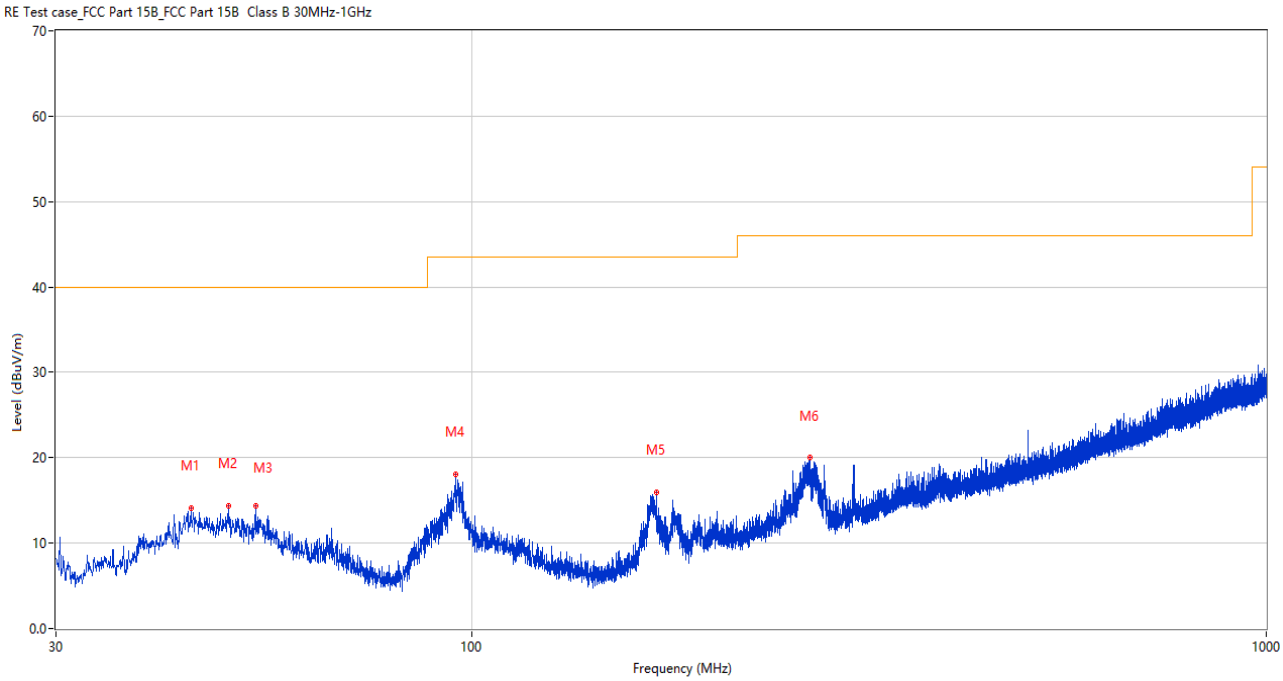

No.	Frequency (MHz)	Results (dBuV/m)	Factor (dB)	Limit (dBuV/m)	Margin (dB)	Detector	Table (Degree)	Height (cm)	Antenna	Verdict
1	44.356	14.06	-25.72	40.0	25.94	Peak	120.00	100	Horizontal	Pass
2	49.497	14.43	-25.52	40.0	25.57	Peak	206.00	100	Horizontal	Pass
3	53.523	14.40	-25.57	40.0	25.60	Peak	325.00	100	Horizontal	Pass
4	95.426	18.12	-27.52	43.5	25.38	Peak	209.00	200	Horizontal	Pass
5	170.796	15.96	-29.17	43.5	27.54	Peak	82.00	200	Horizontal	Pass
6	266.292	19.98	-24.51	46.0	26.02	Peak	230.00	100	Horizontal	Pass

30 MHz to 1 GHz, ANT V

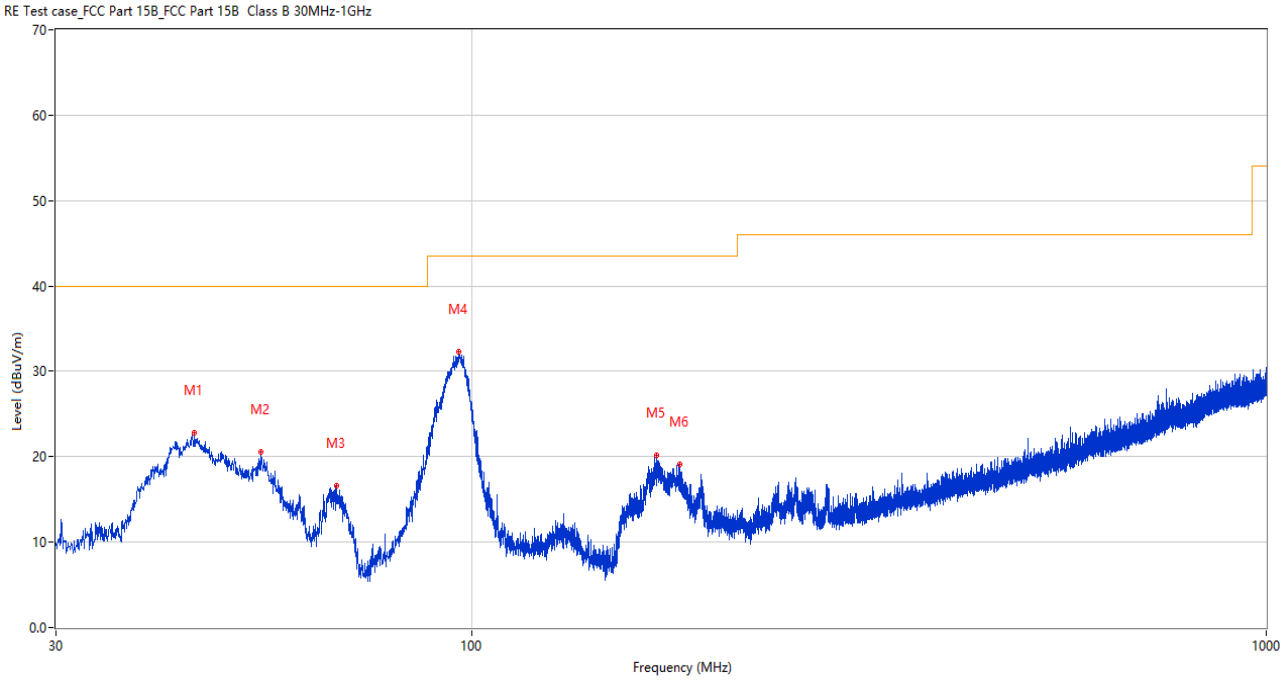

No.	Frequency (MHz)	Results (dBuV/m)	Factor (dB)	Limit (dBuV/m)	Margin (dB)	Detector	Table (Degree)	Height (cm)	Antenna	Verdict
1	44.792	22.79	-25.61	40.0	17.21	Peak	218.00	100	Vertical	Pass
2	54.250	20.59	-25.57	40.0	19.41	Peak	167.00	100	Vertical	Pass
3	67.636	16.62	-28.36	40.0	23.38	Peak	138.00	100	Vertical	Pass
4	96.445	32.34	-27.30	43.5	11.16	Peak	197.00	100	Vertical	Pass
5	170.796	20.15	-29.17	43.5	23.35	Peak	353.00	100	Vertical	Pass
6	182.824	19.06	-28.25	43.5	24.44	Peak	357.00	100	Vertical	Pass

Note: The spurious above 18G is noise only, do not show on the report.

11a, U-NII-1, 1 GHz to 18 GHz, Low Channel, ANT H

No.	Frequency (MHz)	Results (dBuV/m)	Factor (dB)	Limit (dBuV/m)	Margin (dB)	Detector	Table (Degree)	Height (cm)	Antenna	Verdict
1	1541.200	38.15	-17.38	74.0	35.85	Peak	288.00	200	Horizontal	Pass
1**	1541.200	29.55	-17.38	54.0	24.45	AV	288.00	200	Horizontal	Pass
2	4196.400	50.12	-4.70	74.0	23.88	Peak	250.00	400	Horizontal	Pass
2**	4196.400	39.81	-4.70	54.0	14.19	AV	250.00	400	Horizontal	Pass
3	5182.400	110.35	-2.61	--	--	Peak	343.00	200	Horizontal	N/A
3**	5182.400	102.73	-2.61	--	--	AV	343.00	200	Horizontal	N/A
4	7351.900	49.71	-3.50	74.0	24.29	Peak	60.00	200	Horizontal	Pass
4**	7351.900	41.21	-3.50	54.0	12.79	AV	60.00	200	Horizontal	Pass
5	12568.875	53.24	1.72	74.0	20.76	Peak	108.00	150	Horizontal	Pass
5**	12568.875	42.71	1.72	54.0	11.29	AV	108.00	150	Horizontal	Pass
6	15798.412	55.67	2.28	74.0	18.33	Peak	271.00	400	Horizontal	Pass
6**	15798.412	46.06	2.28	54.0	7.94	AV	271.00	400	Horizontal	Pass

11a, U-NII-1, 1 GHz to 18 GHz, Low Channel, ANT V

No.	Frequency (MHz)	Results (dBuV/m)	Factor (dB)	Limit (dBuV/m)	Margin (dB)	Detector	Table (Degree)	Height (cm)	Antenna	Verdict
1	1461.500	38.20	-17.52	74.0	35.80	Peak	282.00	100	Vertical	Pass
1**	1461.500	29.60	-17.52	54.0	24.40	AV	282.00	100	Vertical	Pass
2	4353.800	49.25	-3.77	74.0	24.75	Peak	55.00	300	Vertical	Pass
2**	4353.800	40.52	-3.77	54.0	13.48	AV	55.00	300	Vertical	Pass
3	5178.400	105.92	-2.65	--	--	Peak	135.00	150	Vertical	N/A
3**	5178.400	97.92	-2.65	--	--	AV	135.00	150	Vertical	N/A
4	7695.462	49.84	-2.06	74.0	24.16	Peak	45.00	400	Vertical	Pass
4**	7695.462	39.75	-2.06	54.0	14.25	AV	45.00	400	Vertical	Pass
5	12450.138	53.00	1.89	74.0	21.00	Peak	77.00	100	Vertical	Pass
5**	12450.138	43.23	1.89	54.0	10.77	AV	77.00	100	Vertical	Pass
6	15370.276	55.64	0.12	74.0	18.36	Peak	160.00	100	Vertical	Pass
6**	15370.276	45.90	0.12	54.0	8.10	AV	160.00	100	Vertical	Pass

11a, U-NII-1, 1 GHz to 18 GHz, Middle Channel, ANT H

No.	Frequency (MHz)	Results (dBuV/m)	Factor (dB)	Limit (dBuV/m)	Margin (dB)	Detector	Table (Degree)	Height (cm)	Antenna	Verdict
1	1517.900	38.44	-17.52	74.0	35.56	Peak	55.00	300	Horizontal	Pass
1**	1517.900	29.00	-17.52	54.0	25.00	AV	55.00	300	Horizontal	Pass
2	4379.200	49.97	-4.52	74.0	24.03	Peak	290.00	300	Horizontal	Pass
2**	4379.200	40.60	-4.52	54.0	13.40	AV	290.00	300	Horizontal	Pass
3	5218.400	111.59	-2.65	--	--	Peak	343.00	150	Horizontal	N/A
3**	5218.400	104.48	-2.65	--	--	AV	343.00	150	Horizontal	N/A
4	7250.700	49.53	-3.20	74.0	24.47	Peak	203.00	400	Horizontal	Pass
4**	7250.700	40.58	-3.20	54.0	13.42	AV	203.00	400	Horizontal	Pass
5	12478.312	53.04	1.62	74.0	20.96	Peak	267.00	200	Horizontal	Pass
5**	12478.312	42.59	1.62	54.0	11.41	AV	267.00	200	Horizontal	Pass
6	16180.350	55.83	1.50	74.0	18.17	Peak	345.00	200	Horizontal	Pass
6**	16180.350	46.09	1.50	54.0	7.91	AV	345.00	200	Horizontal	Pass

11a, U-NII-1, 1 GHz to 18 GHz, Middle Channel, ANT V

No.	Frequency (MHz)	Results (dBuV/m)	Factor (dB)	Limit (dBuV/m)	Margin (dB)	Detector	Table (Degree)	Height (cm)	Antenna	Verdict
1	1516.300	38.55	-17.54	74.0	35.45	Peak	0.00	400	Vertical	Pass
1**	1516.300	29.65	-17.54	54.0	24.35	AV	0.00	400	Vertical	Pass
2	4353.600	49.94	-3.75	74.0	24.06	Peak	63.00	100	Vertical	Pass
2**	4353.600	41.06	-3.75	54.0	12.94	AV	63.00	100	Vertical	Pass
3	5221.800	106.45	-2.75	--	--	Peak	135.00	100	Vertical	N/A
3**	5221.800	100.24	-2.75	--	--	AV	135.00	100	Vertical	N/A
4	7486.450	49.15	-3.56	74.0	24.85	Peak	259.00	400	Vertical	Pass
4**	7486.450	40.13	-3.56	54.0	13.87	AV	259.00	400	Vertical	Pass
5	12267.288	53.43	1.36	74.0	20.57	Peak	161.00	150	Vertical	Pass
5**	12267.288	44.55	1.36	54.0	9.45	AV	161.00	150	Vertical	Pass
6	15824.663	55.96	1.66	74.0	18.04	Peak	290.00	100	Vertical	Pass
6**	15824.663	46.03	1.66	54.0	7.97	AV	290.00	100	Vertical	Pass

11a, U-NII-1, 1 GHz to 18 GHz, High Channel, ANT H

No.	Frequency (MHz)	Results (dBuV/m)	Factor (dB)	Limit (dBuV/m)	Margin (dB)	Detector	Table (Degree)	Height (cm)	Antenna	Verdict
1	1525.400	39.35	-17.41	74.0	34.65	Peak	47.00	200	Horizontal	Pass
1**	1525.400	30.17	-17.41	54.0	23.83	AV	47.00	200	Horizontal	Pass
2	4272.400	49.83	-4.39	74.0	24.17	Peak	114.00	400	Horizontal	Pass
2**	4272.400	40.02	-4.39	54.0	13.98	AV	114.00	400	Horizontal	Pass
3	5241.200	111.88	-2.21	--	--	Peak	342.00	150	Horizontal	N/A
3**	5241.200	104.21	-2.21	--	--	AV	342.00	150	Horizontal	N/A
4	7338.100	49.28	-3.34	74.0	24.72	Peak	190.00	300	Horizontal	Pass
4**	7338.100	41.05	-3.34	54.0	12.95	AV	190.00	300	Horizontal	Pass
5	12690.775	53.52	0.84	74.0	20.48	Peak	77.00	200	Horizontal	Pass
5**	12690.775	42.68	0.84	54.0	11.32	AV	77.00	200	Horizontal	Pass
6	16035.188	55.48	0.76	74.0	18.52	Peak	253.00	400	Horizontal	Pass
6**	16035.188	49.05	0.76	54.0	4.95	AV	253.00	400	Horizontal	Pass

11a, U-NII-1, 1 GHz to 18 GHz, High Channel, ANT V

No.	Frequency (MHz)	Results (dBuV/m)	Factor (dB)	Limit (dBuV/m)	Margin (dB)	Detector	Table (Degree)	Height (cm)	Antenna	Verdict
1	1615.800	38.54	-17.78	74.0	35.46	Peak	151.00	100	Vertical	Pass
1**	1615.800	30.12	-17.78	54.0	23.88	AV	151.00	100	Vertical	Pass
2	4192.200	49.85	-4.78	74.0	24.15	Peak	169.00	300	Vertical	Pass
2**	4192.200	39.36	-4.78	54.0	14.64	AV	169.00	300	Vertical	Pass
3	5242.000	106.78	-2.19	--	--	Peak	138.00	150	Vertical	N/A
3**	5242.000	98.85	-2.19	--	--	AV	138.00	150	Vertical	N/A
4	7305.038	49.90	-2.69	74.0	24.10	Peak	172.00	300	Vertical	Pass
4**	7305.038	40.98	-2.69	54.0	13.02	AV	172.00	300	Vertical	Pass
5	12279.075	53.24	1.77	74.0	20.76	Peak	253.00	100	Vertical	Pass
5**	12279.075	44.60	1.77	54.0	9.40	AV	253.00	100	Vertical	Pass
6	15643.537	56.07	1.27	74.0	17.93	Peak	198.00	200	Vertical	Pass
6**	15643.537	46.07	1.27	54.0	7.93	AV	198.00	200	Vertical	Pass

11n20, U-NII-1, 1 GHz to 18 GHz, Low Channel, ANT H

No.	Frequency (MHz)	Results (dBuV/m)	Factor (dB)	Limit (dBuV/m)	Margin (dB)	Detector	Table (Degree)	Height (cm)	Antenna	Verdict
1	1618.800	38.28	-17.64	74.0	35.72	Peak	2.00	200	Horizontal	Pass
1**	1618.800	28.57	-17.64	54.0	25.43	AV	2.00	200	Horizontal	Pass
2	4281.200	49.95	-4.77	74.0	24.05	Peak	122.00	200	Horizontal	Pass
2**	4281.200	40.36	-4.77	54.0	13.64	AV	122.00	200	Horizontal	Pass
3	5181.800	110.66	-2.59	--	--	Peak	343.00	100	Horizontal	N/A
3**	5181.800	103.47	-2.59	--	--	AV	343.00	100	Horizontal	N/A
4	7336.663	50.25	-3.28	74.0	23.75	Peak	108.00	300	Horizontal	Pass
4**	7336.663	40.08	-3.28	54.0	13.92	AV	108.00	300	Horizontal	Pass
5	12253.776	52.84	0.98	74.0	21.16	Peak	268.00	100	Horizontal	Pass
5**	12253.776	43.96	0.98	54.0	10.04	AV	268.00	100	Horizontal	Pass
6	15844.088	55.36	1.38	74.0	18.64	Peak	196.00	100	Horizontal	Pass
6**	15844.088	46.65	1.38	54.0	7.35	AV	196.00	100	Horizontal	Pass

11n20, U-NII-1, 1 GHz to 18 GHz, Low Channel, ANT V

No.	Frequency (MHz)	Results (dBuV/m)	Factor (dB)	Limit (dBuV/m)	Margin (dB)	Detector	Table (Degree)	Height (cm)	Antenna	Verdict
1	1595.500	38.37	-17.72	74.0	35.63	Peak	36.00	200	Vertical	Pass
1**	1595.500	28.77	-17.72	54.0	25.23	AV	36.00	200	Vertical	Pass
2	4190.400	49.36	-4.73	74.0	24.64	Peak	176.00	100	Vertical	Pass
2**	4190.400	39.87	-4.73	54.0	14.13	AV	176.00	100	Vertical	Pass
3	5181.000	105.74	-2.57	--	--	Peak	145.00	100	Vertical	N/A
3**	5181.000	98.30	-2.57	--	--	AV	145.00	100	Vertical	N/A
4	7383.525	49.81	-3.86	74.0	24.19	Peak	172.00	100	Vertical	Pass
4**	7383.525	39.74	-3.86	54.0	14.26	AV	172.00	100	Vertical	Pass
5	11919.126	53.32	1.50	74.0	20.68	Peak	220.00	200	Vertical	Pass
5**	11919.126	45.45	1.50	54.0	8.55	AV	220.00	200	Vertical	Pass
6	15787.388	55.66	1.90	74.0	18.34	Peak	0.00	200	Vertical	Pass
6**	15787.388	46.93	1.90	54.0	7.07	AV	0.00	200	Vertical	Pass

11n20, U-NII-1, 1 GHz to 18 GHz, Middle Channel, ANT H

No.	Frequency (MHz)	Results (dBuV/m)	Factor (dB)	Limit (dBuV/m)	Margin (dB)	Detector	Table (Degree)	Height (cm)	Antenna	Verdict
1	1504.300	39.74	-17.38	74.0	34.26	Peak	276.00	100	Horizontal	Pass
1**	1504.300	29.02	-17.38	54.0	24.98	AV	276.00	100	Horizontal	Pass
2	4362.600	49.48	-4.58	74.0	24.52	Peak	220.00	300	Horizontal	Pass
2**	4362.600	40.01	-4.58	54.0	13.99	AV	220.00	300	Horizontal	Pass
3	5218.600	110.99	-2.65	--	--	Peak	342.00	100	Horizontal	N/A
3**	5218.600	103.74	-2.65	--	--	AV	342.00	100	Horizontal	N/A
4	7679.075	49.83	-2.58	74.0	24.17	Peak	77.00	100	Horizontal	Pass
4**	7679.075	39.76	-2.58	54.0	14.24	AV	77.00	100	Horizontal	Pass
5	12216.974	52.86	1.20	74.0	21.14	Peak	77.00	150	Horizontal	Pass
5**	12216.974	43.78	1.20	54.0	10.22	AV	77.00	150	Horizontal	Pass
6	15840.938	55.43	1.43	74.0	18.57	Peak	164.00	300	Horizontal	Pass
6**	15840.938	46.82	1.43	54.0	7.18	AV	164.00	300	Horizontal	Pass

11n20, U-NII-1, 1 GHz to 18 GHz, Middle Channel, ANT V

No.	Frequency (MHz)	Results (dBuV/m)	Factor (dB)	Limit (dBuV/m)	Margin (dB)	Detector	Table (Degree)	Height (cm)	Antenna	Verdict
1	1622.800	38.22	-17.60	74.0	35.78	Peak	247.00	100	Vertical	Pass
1**	1622.800	29.14	-17.60	54.0	24.86	AV	247.00	100	Vertical	Pass
2	4350.400	49.94	-3.70	74.0	24.06	Peak	210.00	400	Vertical	Pass
2**	4350.400	40.48	-3.70	54.0	13.52	AV	210.00	400	Vertical	Pass
3	5222.000	105.79	-2.73	--	--	Peak	149.00	150	Vertical	N/A
3**	5222.000	98.37	-2.73	--	--	AV	149.00	150	Vertical	N/A
4	7338.100	49.32	-3.34	74.0	24.68	Peak	44.00	400	Vertical	Pass
4**	7338.100	40.69	-3.34	54.0	13.31	AV	44.00	400	Vertical	Pass
5	12451.000	52.97	1.89	74.0	21.03	Peak	92.00	100	Vertical	Pass
5**	12451.000	43.41	1.89	54.0	10.59	AV	92.00	100	Vertical	Pass
6	15873.487	56.03	0.46	74.0	17.97	Peak	217.00	200	Vertical	Pass
6**	15873.487	45.42	0.46	54.0	8.58	AV	217.00	200	Vertical	Pass

11n20, U-NII-1, 1 GHz to 18 GHz, High Channel, ANT H

No.	Frequency (MHz)	Results (dBuV/m)	Factor (dB)	Limit (dBuV/m)	Margin (dB)	Detector	Table (Degree)	Height (cm)	Antenna	Verdict
1	1616.000	38.79	-17.77	74.0	35.21	Peak	106.00	300	Horizontal	Pass
1**	1616.000	28.89	-17.77	54.0	25.11	AV	106.00	300	Horizontal	Pass
2	4363.200	49.70	-4.55	74.0	24.30	Peak	0.00	200	Horizontal	Pass
2**	4363.200	40.90	-4.55	54.0	13.10	AV	0.00	200	Horizontal	Pass
3	5241.400	111.23	-2.21	--	--	Peak	353.00	100	Horizontal	N/A
3**	5241.400	104.21	-2.21	--	--	AV	353.00	100	Horizontal	N/A
4	7674.763	49.37	-2.36	74.0	24.63	Peak	316.00	400	Horizontal	Pass
4**	7674.763	40.39	-2.36	54.0	13.61	AV	316.00	400	Horizontal	Pass
5	12278.787	53.08	1.76	74.0	20.92	Peak	316.00	100	Horizontal	Pass
5**	12278.787	43.94	1.76	54.0	10.06	AV	316.00	100	Horizontal	Pass
6	15835.425	55.94	1.45	74.0	18.06	Peak	177.00	400	Horizontal	Pass
6**	15835.425	46.38	1.45	54.0	7.62	AV	177.00	400	Horizontal	Pass

11n20, U-NII-1, 1 GHz to 18 GHz, High Channel, ANT V

No.	Frequency (MHz)	Results (dBuV/m)	Factor (dB)	Limit (dBuV/m)	Margin (dB)	Detector	Table (Degree)	Height (cm)	Antenna	Verdict
1	1503.400	38.41	-17.42	74.0	35.59	Peak	244.00	300	Vertical	Pass
1**	1503.400	29.33	-17.42	54.0	24.67	AV	244.00	300	Vertical	Pass
2	4206.200	49.79	-4.75	74.0	24.21	Peak	230.00	200	Vertical	Pass
2**	4206.200	40.05	-4.75	54.0	13.95	AV	230.00	200	Vertical	Pass
3	5238.600	106.40	-2.26	--	--	Peak	146.00	200	Vertical	N/A
3**	5238.600	98.31	-2.26	--	--	AV	146.00	200	Vertical	N/A
4	7344.425	49.22	-3.29	74.0	24.78	Peak	0.00	200	Vertical	Pass
4**	7344.425	40.99	-3.29	54.0	13.01	AV	0.00	200	Vertical	Pass
5	12299.487	53.19	1.49	74.0	20.81	Peak	360.00	100	Vertical	Pass
5**	12299.487	43.61	1.49	54.0	10.39	AV	360.00	100	Vertical	Pass
6	15789.487	55.79	1.99	74.0	18.21	Peak	251.00	300	Vertical	Pass
6**	15789.487	46.60	1.99	54.0	7.40	AV	251.00	300	Vertical	Pass

11n40, U-NII-1, 1 GHz to 18 GHz, Low Channel, ANT H

No.	Frequency (MHz)	Results (dBuV/m)	Factor (dB)	Limit (dBuV/m)	Margin (dB)	Detector	Table (Degree)	Height (cm)	Antenna	Verdict
1	1500.400	38.24	-17.46	74.0	35.76	Peak	54.00	200	Horizontal	Pass
1**	1500.400	30.18	-17.46	54.0	23.82	AV	54.00	200	Horizontal	Pass
2	4389.000	49.57	-4.74	74.0	24.43	Peak	133.00	100	Horizontal	Pass
2**	4389.000	40.43	-4.74	54.0	13.57	AV	133.00	100	Horizontal	Pass
3	5191.400	108.67	-2.68	--	--	Peak	352.00	150	Horizontal	N/A
3**	5191.400	101.31	-2.68	--	--	AV	352.00	150	Horizontal	N/A
4	7344.425	49.41	-3.29	74.0	24.59	Peak	171.00	400	Horizontal	Pass
4**	7344.425	40.82	-3.29	54.0	13.18	AV	171.00	400	Horizontal	Pass
5	12278.213	53.60	1.74	74.0	20.40	Peak	107.00	200	Horizontal	Pass
5**	12278.213	44.52	1.74	54.0	9.48	AV	107.00	200	Horizontal	Pass
6	15509.137	55.59	1.41	74.0	18.41	Peak	15.00	400	Horizontal	Pass
6**	15509.137	47.21	1.41	54.0	6.79	AV	15.00	400	Horizontal	Pass

11n40, U-NII-1, 1 GHz to 18 GHz, Low Channel, ANT V

No.	Frequency (MHz)	Results (dBuV/m)	Factor (dB)	Limit (dBuV/m)	Margin (dB)	Detector	Table (Degree)	Height (cm)	Antenna	Verdict
1	1491.900	38.79	-17.52	74.0	35.21	Peak	334.00	300	Vertical	Pass
1**	1491.900	29.32	-17.52	54.0	24.68	AV	334.00	300	Vertical	Pass
2	4267.800	49.82	-4.72	74.0	24.18	Peak	271.00	200	Vertical	Pass
2**	4267.800	39.99	-4.72	54.0	14.01	AV	271.00	200	Vertical	Pass
3	5191.400	103.63	-2.68	--	--	Peak	168.00	150	Vertical	N/A
3**	5191.400	96.22	-2.68	--	--	AV	168.00	150	Vertical	N/A
4	7339.537	49.27	-3.38	74.0	24.73	Peak	176.00	200	Vertical	Pass
4**	7339.537	40.65	-3.38	54.0	13.35	AV	176.00	200	Vertical	Pass
5	12607.400	53.12	1.90	74.0	20.88	Peak	335.00	100	Vertical	Pass
5**	12607.400	43.75	1.90	54.0	10.25	AV	335.00	100	Vertical	Pass
6	15620.963	55.72	1.65	74.0	18.28	Peak	180.00	100	Vertical	Pass
6**	15620.963	46.19	1.65	54.0	7.81	AV	180.00	100	Vertical	Pass

11n40, U-NII-1, 1 GHz to 18 GHz, High Channel, ANT H

No.	Frequency (MHz)	Results (dBuV/m)	Factor (dB)	Limit (dBuV/m)	Margin (dB)	Detector	Table (Degree)	Height (cm)	Antenna	Verdict
1	1462.500	38.34	-17.48	74.0	35.66	Peak	330.00	100	Horizontal	Pass
1**	1462.500	29.11	-17.48	54.0	24.89	AV	330.00	100	Horizontal	Pass
2	4355.000	49.40	-3.87	74.0	24.60	Peak	83.00	300	Horizontal	Pass
2**	4355.000	40.41	-3.87	54.0	13.59	AV	83.00	300	Horizontal	Pass
3	5232.800	108.36	-2.30	--	--	Peak	342.00	150	Horizontal	N/A
3**	5232.800	101.13	-2.30	--	--	AV	342.00	150	Horizontal	N/A
4	7399.912	49.48	-4.04	74.0	24.52	Peak	12.00	100	Horizontal	Pass
4**	7399.912	40.70	-4.04	54.0	13.30	AV	12.00	100	Horizontal	Pass
5	12284.826	53.19	1.78	74.0	20.81	Peak	268.00	150	Horizontal	Pass
5**	12284.826	44.41	1.78	54.0	9.59	AV	268.00	150	Horizontal	Pass
6	15811.537	55.68	2.13	74.0	18.32	Peak	235.00	100	Horizontal	Pass
6**	15811.537	46.62	2.13	54.0	7.38	AV	235.00	100	Horizontal	Pass

11n40, U-NII-1, 1 GHz to 18 GHz, High Channel, ANT V

No.	Frequency (MHz)	Results (dBuV/m)	Factor (dB)	Limit (dBuV/m)	Margin (dB)	Detector	Table (Degree)	Height (cm)	Antenna	Verdict
1	1581.500	38.89	-17.31	74.0	35.11	Peak	107.00	300	Vertical	Pass
1**	1581.500	28.58	-17.31	54.0	25.42	AV	107.00	300	Vertical	Pass
2	4197.200	49.42	-4.76	74.0	24.58	Peak	230.00	300	Vertical	Pass
2**	4197.200	40.42	-4.76	54.0	13.58	AV	230.00	300	Vertical	Pass
3	5228.000	104.02	-2.48	--	--	Peak	168.00	200	Vertical	N/A
3**	5228.000	96.55	-2.48	--	--	AV	168.00	200	Vertical	N/A
4	7340.687	49.59	-3.41	74.0	24.41	Peak	253.00	200	Vertical	Pass
4**	7340.687	40.33	-3.41	54.0	13.67	AV	253.00	200	Vertical	Pass
5	12260.388	53.30	1.09	74.0	20.70	Peak	171.00	150	Vertical	Pass
5**	12260.388	43.31	1.09	54.0	10.69	AV	171.00	150	Vertical	Pass
6	15786.599	55.57	1.87	74.0	18.43	Peak	307.00	300	Vertical	Pass
6**	15786.599	46.72	1.87	54.0	7.28	AV	307.00	300	Vertical	Pass

11ac20, U-NII-1, 1 GHz to 18 GHz, Low Channel, ANT H

No.	Frequency (MHz)	Results (dBuV/m)	Factor (dB)	Limit (dBuV/m)	Margin (dB)	Detector	Table (Degree)	Height (cm)	Antenna	Verdict
1	1493.900	39.44	-17.63	74.0	34.56	Peak	177.00	400	Horizontal	Pass
1**	1493.900	28.36	-17.63	54.0	25.64	AV	177.00	400	Horizontal	Pass
2	4350.000	49.58	-3.72	74.0	24.42	Peak	137.00	200	Horizontal	Pass
2**	4350.000	40.52	-3.72	54.0	13.48	AV	137.00	200	Horizontal	Pass
3	5181.000	110.66	-2.57	--	--	Peak	352.00	100	Horizontal	N/A
3**	5181.000	103.67	-2.57	--	--	AV	352.00	100	Horizontal	N/A
4	7342.413	49.60	-3.39	74.0	24.40	Peak	205.00	200	Horizontal	Pass
4**	7342.413	40.89	-3.39	54.0	13.11	AV	205.00	200	Horizontal	Pass
5	10932.138	52.96	0.04	74.0	21.04	Peak	62.00	100	Horizontal	Pass
5**	10932.138	42.86	0.04	54.0	11.14	AV	62.00	100	Horizontal	Pass
6	15511.238	55.85	1.43	74.0	18.15	Peak	345.00	200	Horizontal	Pass
6**	15511.238	46.79	1.43	54.0	7.21	AV	345.00	200	Horizontal	Pass

11ac20, U-NII-1, 1 GHz to 18 GHz, Low Channel, ANT V

No.	Frequency (MHz)	Results (dBuV/m)	Factor (dB)	Limit (dBuV/m)	Margin (dB)	Detector	Table (Degree)	Height (cm)	Antenna	Verdict
1	1462.700	38.54	-17.48	74.0	35.46	Peak	72.00	100	Vertical	Pass
1**	1462.700	29.18	-17.48	54.0	24.82	AV	72.00	100	Vertical	Pass
2	4153.800	49.15	-5.08	74.0	24.85	Peak	247.00	400	Vertical	Pass
2**	4153.800	38.78	-5.08	54.0	15.22	AV	247.00	400	Vertical	Pass
3	5181.600	106.00	-2.58	--	--	Peak	144.00	200	Vertical	N/A
3**	5181.600	98.49	-2.58	--	--	AV	144.00	200	Vertical	N/A
4	7335.225	49.63	-3.30	74.0	24.37	Peak	255.00	300	Vertical	Pass
4**	7335.225	41.25	-3.30	54.0	12.75	AV	255.00	300	Vertical	Pass
5	11962.537	54.00	0.89	74.0	20.00	Peak	255.00	200	Vertical	Pass
5**	11962.537	45.07	0.89	54.0	8.93	AV	255.00	200	Vertical	Pass
6	15823.612	56.06	1.71	74.0	17.94	Peak	345.00	400	Vertical	Pass
6**	15823.612	46.30	1.71	54.0	7.70	AV	345.00	400	Vertical	Pass

11ac20, U-NII-1, 1 GHz to 18 GHz, Middle Channel, ANT H

No.	Frequency (MHz)	Results (dBuV/m)	Factor (dB)	Limit (dBuV/m)	Margin (dB)	Detector	Table (Degree)	Height (cm)	Antenna	Verdict
1	1623.400	38.29	-17.57	74.0	35.71	Peak	153.00	400	Horizontal	Pass
1**	1623.400	28.44	-17.57	54.0	25.56	AV	153.00	400	Horizontal	Pass
2	4374.800	49.08	-4.75	74.0	24.92	Peak	177.00	400	Horizontal	Pass
2**	4374.800	41.09	-4.75	54.0	12.91	AV	177.00	400	Horizontal	Pass
3	5218.600	111.25	-2.65	--	--	Peak	342.00	150	Horizontal	N/A
3**	5218.600	104.24	-2.65	--	--	AV	342.00	150	Horizontal	N/A
4	7382.950	49.53	-3.83	74.0	24.47	Peak	257.00	100	Horizontal	Pass
4**	7382.950	39.64	-3.83	54.0	14.36	AV	257.00	100	Horizontal	Pass
5	12293.737	53.71	1.60	74.0	20.29	Peak	274.00	200	Horizontal	Pass
5**	12293.737	43.58	1.60	54.0	10.42	AV	274.00	200	Horizontal	Pass
6	15650.888	55.84	1.18	74.0	18.16	Peak	345.00	100	Horizontal	Pass
6**	15650.888	46.35	1.18	54.0	7.65	AV	345.00	100	Horizontal	Pass

11ac20, U-NII-1, 1 GHz to 18 GHz, Middle Channel, ANT V

No.	Frequency (MHz)	Results (dBuV/m)	Factor (dB)	Limit (dBuV/m)	Margin (dB)	Detector	Table (Degree)	Height (cm)	Antenna	Verdict
1	1517.100	38.51	-17.51	74.0	35.49	Peak	269.00	300	Vertical	Pass
1**	1517.100	28.84	-17.51	54.0	25.16	AV	269.00	300	Vertical	Pass
2	4362.000	49.49	-4.45	74.0	24.51	Peak	112.00	400	Vertical	Pass
2**	4362.000	39.78	-4.45	54.0	14.22	AV	112.00	400	Vertical	Pass
3	5220.800	105.85	-2.76	--	--	Peak	144.00	150	Vertical	N/A
3**	5220.800	98.31	-2.76	--	--	AV	144.00	150	Vertical	N/A
4	7334.362	49.23	-3.52	74.0	24.77	Peak	221.00	100	Vertical	Pass
4**	7334.362	39.70	-3.52	54.0	14.30	AV	221.00	100	Vertical	Pass
5	12291.724	52.76	1.63	74.0	21.24	Peak	221.00	200	Vertical	Pass
5**	12291.724	43.39	1.63	54.0	10.61	AV	221.00	200	Vertical	Pass
6	15805.500	56.30	2.26	74.0	17.70	Peak	0.00	300	Vertical	Pass
6**	15805.500	47.25	2.26	54.0	6.75	AV	0.00	300	Vertical	Pass

11ac20, U-NII-1, 1 GHz to 18 GHz, High Channel, ANT H

No.	Frequency (MHz)	Results (dBuV/m)	Factor (dB)	Limit (dBuV/m)	Margin (dB)	Detector	Table (Degree)	Height (cm)	Antenna	Verdict
1	1494.300	38.52	-17.62	74.0	35.48	Peak	142.00	200	Horizontal	Pass
1**	1494.300	28.37	-17.62	54.0	25.63	AV	142.00	200	Horizontal	Pass
2	4394.200	49.90	-4.71	74.0	24.10	Peak	29.00	400	Horizontal	Pass
2**	4394.200	39.71	-4.71	54.0	14.29	AV	29.00	400	Horizontal	Pass
3	5238.200	111.39	-2.27	--	--	Peak	342.00	100	Horizontal	N/A
3**	5238.200	103.46	-2.27	--	--	AV	342.00	100	Horizontal	N/A
4	7342.413	49.14	-3.39	74.0	24.86	Peak	141.00	100	Horizontal	Pass
4**	7342.413	40.77	-3.39	54.0	13.23	AV	141.00	100	Horizontal	Pass
5	12332.838	53.52	1.38	74.0	20.48	Peak	347.00	100	Horizontal	Pass
5**	12332.838	44.77	1.38	54.0	9.23	AV	347.00	100	Horizontal	Pass
6	15852.750	55.87	1.26	74.0	18.13	Peak	271.00	400	Horizontal	Pass
6**	15852.750	46.41	1.26	54.0	7.59	AV	271.00	400	Horizontal	Pass

11ac20, U-NII-1, 1 GHz to 18 GHz, High Channel, ANT V

No.	Frequency (MHz)	Results (dBuV/m)	Factor (dB)	Limit (dBuV/m)	Margin (dB)	Detector	Table (Degree)	Height (cm)	Antenna	Verdict
1	1484.000	40.16	-17.66	74.0	33.84	Peak	25.00	400	Vertical	Pass
1**	1484.000	29.01	-17.66	54.0	24.99	AV	25.00	400	Vertical	Pass
2	4388.000	49.40	-4.68	74.0	24.60	Peak	331.00	300	Vertical	Pass
2**	4388.000	39.84	-4.68	54.0	14.16	AV	331.00	300	Vertical	Pass
3	5242.600	106.61	-2.19	--	--	Peak	144.00	150	Vertical	N/A
3**	5242.600	98.84	-2.19	--	--	AV	144.00	150	Vertical	N/A
4	7686.550	49.61	-2.22	74.0	24.39	Peak	222.00	200	Vertical	Pass
4**	7686.550	40.75	-2.22	54.0	13.25	AV	222.00	200	Vertical	Pass
5	12634.713	52.99	1.28	74.0	21.01	Peak	93.00	150	Vertical	Pass
5**	12634.713	43.05	1.28	54.0	10.95	AV	93.00	150	Vertical	Pass
6	15624.901	55.95	1.72	74.0	18.05	Peak	29.00	300	Vertical	Pass
6**	15624.901	46.23	1.72	54.0	7.77	AV	29.00	300	Vertical	Pass

11ac40, U-NII-1, 1 GHz to 18 GHz, Low Channel, ANT H

No.	Frequency (MHz)	Results (dBuV/m)	Factor (dB)	Limit (dBuV/m)	Margin (dB)	Detector	Table (Degree)	Height (cm)	Antenna	Verdict
1	1496.200	38.35	-17.37	74.0	35.65	Peak	271.00	300	Horizontal	Pass
1**	1496.200	29.63	-17.37	54.0	24.37	AV	271.00	300	Horizontal	Pass
2	4371.600	49.30	-4.23	74.0	24.70	Peak	253.00	200	Horizontal	Pass
2**	4371.600	41.13	-4.23	54.0	12.87	AV	253.00	200	Horizontal	Pass
3	5191.600	108.38	-2.69	--	--	Peak	352.00	100	Horizontal	N/A
3**	5191.600	101.27	-2.69	--	--	AV	352.00	100	Horizontal	N/A
4	7336.663	50.23	-3.28	74.0	23.77	Peak	316.00	100	Horizontal	Pass
4**	7336.663	41.95	-3.28	54.0	12.05	AV	316.00	100	Horizontal	Pass
5	11923.438	53.77	1.51	74.0	20.23	Peak	316.00	200	Horizontal	Pass
5**	11923.438	43.44	1.51	54.0	10.56	AV	316.00	200	Horizontal	Pass
6	15841.200	55.73	1.43	74.0	18.27	Peak	270.00	100	Horizontal	Pass
6**	15841.200	46.49	1.43	54.0	7.51	AV	270.00	100	Horizontal	Pass

11ac40, U-NII-1, 1 GHz to 18 GHz, Low Channel, ANT V

No.	Frequency (MHz)	Results (dBuV/m)	Factor (dB)	Limit (dBuV/m)	Margin (dB)	Detector	Table (Degree)	Height (cm)	Antenna	Verdict
1	1484.600	38.30	-17.63	74.0	35.70	Peak	283.00	400	Vertical	Pass
1**	1484.600	30.01	-17.63	54.0	23.99	AV	283.00	400	Vertical	Pass
2	4222.200	49.24	-5.02	74.0	24.76	Peak	183.00	400	Vertical	Pass
2**	4222.200	40.10	-5.02	54.0	13.90	AV	183.00	400	Vertical	Pass
3	5191.600	103.30	-2.69	--	--	Peak	162.00	150	Vertical	N/A
3**	5191.600	95.45	-2.69	--	--	AV	162.00	150	Vertical	N/A
4	7351.900	49.94	-3.50	74.0	24.06	Peak	360.00	200	Vertical	Pass
4**	7351.900	40.63	-3.50	54.0	13.37	AV	360.00	200	Vertical	Pass
5	12418.800	53.14	1.39	74.0	20.86	Peak	99.00	200	Vertical	Pass
5**	12418.800	43.36	1.39	54.0	10.64	AV	99.00	200	Vertical	Pass
6	16153.575	55.73	0.95	74.0	18.27	Peak	301.00	100	Vertical	Pass
6**	16153.575	45.17	0.95	54.0	8.83	AV	301.00	100	Vertical	Pass

11ac40, U-NII-1, 1 GHz to 18 GHz, High Channel, ANT H

No.	Frequency (MHz)	Results (dBuV/m)	Factor (dB)	Limit (dBuV/m)	Margin (dB)	Detector	Table (Degree)	Height (cm)	Antenna	Verdict
1	1444.900	38.55	-17.22	74.0	35.45	Peak	237.00	100	Horizontal	Pass
1**	1444.900	29.34	-17.22	54.0	24.66	AV	237.00	100	Horizontal	Pass
2	4291.400	49.24	-5.36	74.0	24.76	Peak	230.00	100	Horizontal	Pass
2**	4291.400	39.76	-5.36	54.0	14.24	AV	230.00	100	Horizontal	Pass
3	5224.000	108.93	-2.64	--	--	Peak	344.00	200	Horizontal	N/A
3**	5224.000	101.05	-2.64	--	--	AV	344.00	200	Horizontal	N/A
4	7614.388	49.55	-2.81	74.0	24.45	Peak	348.00	200	Horizontal	Pass
4**	7614.388	40.38	-2.81	54.0	13.62	AV	348.00	200	Horizontal	Pass
5	11217.050	53.04	-0.19	74.0	20.96	Peak	332.00	200	Horizontal	Pass
5**	11217.050	43.01	-0.19	54.0	10.99	AV	332.00	200	Horizontal	Pass
6	15846.713	55.47	1.36	74.0	18.53	Peak	289.00	200	Horizontal	Pass
6**	15846.713	46.42	1.36	54.0	7.58	AV	289.00	200	Horizontal	Pass

11ac40, U-NII-1, 1 GHz to 18 GHz, High Channel, ANT V

No.	Frequency (MHz)	Results (dBuV/m)	Factor (dB)	Limit (dBuV/m)	Margin (dB)	Detector	Table (Degree)	Height (cm)	Antenna	Verdict
1	1516.700	38.44	-17.53	74.0	35.56	Peak	38.00	100	Vertical	Pass
1**	1516.700	29.22	-17.53	54.0	24.78	AV	38.00	100	Vertical	Pass
2	4110.000	49.93	-5.35	74.0	24.07	Peak	329.00	100	Vertical	Pass
2**	4110.000	39.41	-5.35	54.0	14.59	AV	329.00	100	Vertical	Pass
3	5231.400	104.46	-2.33	--	--	Peak	177.00	100	Vertical	N/A
3**	5231.400	96.97	-2.33	--	--	AV	177.00	100	Vertical	N/A
4	7275.713	49.43	-3.11	74.0	24.57	Peak	195.00	400	Vertical	Pass
4**	7275.713	40.52	-3.11	54.0	13.48	AV	195.00	400	Vertical	Pass
5	12281.088	53.22	1.80	74.0	20.78	Peak	360.00	100	Vertical	Pass
5**	12281.088	44.40	1.80	54.0	9.60	AV	360.00	100	Vertical	Pass
6	16097.662	56.50	1.26	74.0	17.50	Peak	269.00	100	Vertical	Pass
6**	16097.662	46.54	1.26	54.0	7.46	AV	269.00	100	Vertical	Pass

11ac80, U-NII-1, 1 GHz to 18 GHz, Middle Channel, ANT H

No.	Frequency (MHz)	Results (dBuV/m)	Factor (dB)	Limit (dBuV/m)	Margin (dB)	Detector	Table (Degree)	Height (cm)	Antenna	Verdict
1	1436.800	38.61	-17.46	74.0	35.39	Peak	25.00	100	Horizontal	Pass
1**	1436.800	29.40	-17.46	54.0	24.60	AV	25.00	100	Horizontal	Pass
2	4239.200	49.78	-4.72	74.0	24.22	Peak	289.00	400	Horizontal	Pass
2**	4239.200	39.78	-4.72	54.0	14.22	AV	289.00	400	Horizontal	Pass
3	5214.400	106.30	-2.48	--	--	Peak	343.00	200	Horizontal	N/A
3**	5214.400	98.62	-2.48	--	--	AV	343.00	200	Horizontal	N/A
4	7337.812	49.50	-3.33	74.0	24.50	Peak	142.00	300	Horizontal	Pass
4**	7337.812	40.78	-3.33	54.0	13.22	AV	142.00	300	Horizontal	Pass
5	12256.362	53.99	1.01	74.0	20.01	Peak	360.00	150	Horizontal	Pass
5**	12256.362	43.29	1.01	54.0	10.71	AV	360.00	150	Horizontal	Pass
6	16087.162	55.99	1.49	74.0	18.01	Peak	68.00	100	Horizontal	Pass
6**	16087.162	46.03	1.49	54.0	7.97	AV	68.00	100	Horizontal	Pass

11ac80, U-NII-1, 1 GHz to 18 GHz, Middle Channel, ANT V

No.	Frequency (MHz)	Results (dBuV/m)	Factor (dB)	Limit (dBuV/m)	Margin (dB)	Detector	Table (Degree)	Height (cm)	Antenna	Verdict
1	1551.900	38.55	-17.42	74.0	35.45	Peak	77.00	100	Vertical	Pass
1**	1551.900	29.66	-17.42	54.0	24.34	AV	77.00	100	Vertical	Pass
2	4280.600	49.13	-4.66	74.0	24.87	Peak	141.00	200	Vertical	Pass
2**	4280.600	40.56	-4.66	54.0	13.44	AV	141.00	200	Vertical	Pass
3	5204.000	101.23	-2.29	--	--	Peak	173.00	150	Vertical	N/A
3**	5204.000	93.36	-2.29	--	--	AV	173.00	150	Vertical	N/A
4	7364.263	49.54	-3.86	74.0	24.46	Peak	190.00	400	Vertical	Pass
4**	7364.263	40.44	-3.86	54.0	13.56	AV	190.00	400	Vertical	Pass
5	12622.638	53.29	1.69	74.0	20.71	Peak	0.00	150	Vertical	Pass
5**	12622.638	43.29	1.69	54.0	10.71	AV	0.00	150	Vertical	Pass
6	15662.175	56.07	1.30	74.0	17.93	Peak	345.00	300	Vertical	Pass
6**	15662.175	46.67	1.30	54.0	7.33	AV	345.00	300	Vertical	Pass

11a, U-NII-2A, 1 GHz to 18 GHz, Low Channel, ANT H

No.	Frequency (MHz)	Results (dBuV/m)	Factor (dB)	Limit (dBuV/m)	Margin (dB)	Detector	Table (Degree)	Height (cm)	Antenna	Verdict
1	1495.300	38.41	-17.49	74.0	35.59	Peak	3.00	200	Horizontal	Pass
1**	1495.300	28.69	-17.49	54.0	25.31	AV	3.00	200	Horizontal	Pass
2	4246.800	49.88	-4.92	74.0	24.12	Peak	198.00	200	Horizontal	Pass
2**	4246.800	39.69	-4.92	54.0	14.31	AV	198.00	200	Horizontal	Pass
3	5258.600	111.45	-2.37	--	--	Peak	343.00	100	Horizontal	N/A
3**	5258.600	104.10	-2.37	--	--	AV	343.00	100	Horizontal	N/A
4	7335.800	50.17	-3.24	74.0	23.83	Peak	185.00	100	Horizontal	Pass
4**	7335.800	40.93	-3.24	54.0	13.07	AV	185.00	100	Horizontal	Pass
5	12428.575	53.61	1.52	74.0	20.39	Peak	106.00	200	Horizontal	Pass
5**	12428.575	43.51	1.52	54.0	10.49	AV	106.00	200	Horizontal	Pass
6	16102.651	55.64	1.08	74.0	18.36	Peak	69.00	100	Horizontal	Pass
6**	16102.651	46.08	1.08	54.0	7.92	AV	69.00	100	Horizontal	Pass

11a, U-NII-2A, 1 GHz to 18 GHz, Low Channel, ANT V

No.	Frequency (MHz)	Results (dBuV/m)	Factor (dB)	Limit (dBuV/m)	Margin (dB)	Detector	Table (Degree)	Height (cm)	Antenna	Verdict
1	1585.500	38.26	-17.55	74.0	35.74	Peak	61.00	300	Vertical	Pass
1**	1585.500	29.40	-17.55	54.0	24.60	AV	61.00	300	Vertical	Pass
2	4377.200	49.27	-4.64	74.0	24.73	Peak	16.00	100	Vertical	Pass
2**	4377.200	39.44	-4.64	54.0	14.56	AV	16.00	100	Vertical	Pass
3	5258.400	106.19	-2.36	--	--	Peak	138.00	100	Vertical	N/A
3**	5258.400	98.77	-2.36	--	--	AV	138.00	100	Vertical	N/A
4	7702.650	49.55	-2.11	74.0	24.45	Peak	156.00	200	Vertical	Pass
4**	7702.650	40.03	-2.11	54.0	13.97	AV	156.00	200	Vertical	Pass
5	12320.187	53.24	1.43	74.0	20.76	Peak	28.00	150	Vertical	Pass
5**	12320.187	44.07	1.43	54.0	9.93	AV	28.00	150	Vertical	Pass
6	15864.037	55.71	0.84	74.0	18.29	Peak	0.00	300	Vertical	Pass
6**	15864.037	45.40	0.84	54.0	8.60	AV	0.00	300	Vertical	Pass

11a, U-NII-2A, 1 GHz to 18 GHz, Middle Channel, ANT H

No.	Frequency (MHz)	Results (dBuV/m)	Factor (dB)	Limit (dBuV/m)	Margin (dB)	Detector	Table (Degree)	Height (cm)	Antenna	Verdict
1	1507.900	38.52	-17.62	74.0	35.48	Peak	278.00	100	Horizontal	Pass
1**	1507.900	29.10	-17.62	54.0	24.90	AV	278.00	100	Horizontal	Pass
2	4380.400	49.07	-4.53	74.0	24.93	Peak	129.00	100	Horizontal	Pass
2**	4380.400	40.24	-4.53	54.0	13.76	AV	129.00	100	Horizontal	Pass
3	5301.200	111.65	-3.07	--	--	Peak	354.00	100	Horizontal	N/A
3**	5301.200	104.76	-3.07	--	--	AV	354.00	100	Horizontal	N/A
4	7340.400	50.08	-3.40	74.0	23.92	Peak	189.00	200	Horizontal	Pass
4**	7340.400	40.82	-3.40	54.0	13.18	AV	189.00	200	Horizontal	Pass
5	12448.987	53.30	1.87	74.0	20.70	Peak	316.00	150	Horizontal	Pass
5**	12448.987	44.04	1.87	54.0	9.96	AV	316.00	150	Horizontal	Pass
6	15820.724	55.57	1.84	74.0	18.43	Peak	87.00	200	Horizontal	Pass
6**	15820.724	46.40	1.84	54.0	7.60	AV	87.00	200	Horizontal	Pass

11a, U-NII-2A, 1 GHz to 18 GHz, Middle Channel, ANT V

No.	Frequency (MHz)	Results (dBuV/m)	Factor (dB)	Limit (dBuV/m)	Margin (dB)	Detector	Table (Degree)	Height (cm)	Antenna	Verdict
1	1445.500	38.08	-17.19	74.0	35.92	Peak	89.00	100	Vertical	Pass
1**	1445.500	28.76	-17.19	54.0	25.24	AV	89.00	100	Vertical	Pass
2	4379.800	49.48	-4.49	74.0	24.52	Peak	200.00	100	Vertical	Pass
2**	4379.800	40.17	-4.49	54.0	13.83	AV	200.00	100	Vertical	Pass
3	5298.400	106.07	-3.24	--	--	Peak	147.00	150	Vertical	N/A
3**	5298.400	98.20	-3.24	--	--	AV	147.00	150	Vertical	N/A
4	7685.112	49.32	-2.28	74.0	24.68	Peak	360.00	100	Vertical	Pass
4**	7685.112	40.19	-2.28	54.0	13.81	AV	360.00	100	Vertical	Pass
5	12505.912	53.35	1.67	74.0	20.65	Peak	61.00	100	Vertical	Pass
5**	12505.912	43.86	1.67	54.0	10.14	AV	61.00	100	Vertical	Pass
6	15846.450	55.21	1.36	74.0	18.79	Peak	162.00	400	Vertical	Pass
6**	15846.450	46.61	1.36	54.0	7.39	AV	162.00	400	Vertical	Pass

11a, U-NII-2A, 1 GHz to 18 GHz, High Channel, ANT H

No.	Frequency (MHz)	Results (dBuV/m)	Factor (dB)	Limit (dBuV/m)	Margin (dB)	Detector	Table (Degree)	Height (cm)	Antenna	Verdict
1	1591.000	38.12	-17.73	74.0	35.88	Peak	112.00	300	Horizontal	Pass
1**	1591.000	28.89	-17.73	54.0	25.11	AV	112.00	300	Horizontal	Pass
2	4330.000	49.51	-4.37	74.0	24.49	Peak	66.00	400	Horizontal	Pass
2**	4330.000	39.28	-4.37	54.0	14.72	AV	66.00	400	Horizontal	Pass
3	5321.600	111.91	-2.83	--	--	Peak	353.00	100	Horizontal	N/A
3**	5321.600	105.56	-2.83	--	--	AV	353.00	100	Horizontal	N/A
4	7331.200	49.80	-3.78	74.0	24.20	Peak	219.00	300	Horizontal	Pass
4**	7331.200	39.67	-3.78	54.0	14.33	AV	219.00	300	Horizontal	Pass
5	11505.412	53.21	-0.09	74.0	20.79	Peak	92.00	100	Horizontal	Pass
5**	11505.412	44.07	-0.09	54.0	9.93	AV	92.00	100	Horizontal	Pass
6	15858.000	56.26	1.03	74.0	17.74	Peak	308.00	200	Horizontal	Pass
6**	15858.000	47.31	1.03	54.0	6.69	AV	308.00	200	Horizontal	Pass

11a, U-NII-2A, 1 GHz to 18 GHz, High Channel, ANT V

No.	Frequency (MHz)	Results (dBuV/m)	Factor (dB)	Limit (dBuV/m)	Margin (dB)	Detector	Table (Degree)	Height (cm)	Antenna	Verdict
1	1613.200	38.37	-17.70	74.0	35.63	Peak	63.00	400	Vertical	Pass
1**	1613.200	29.28	-17.70	54.0	24.72	AV	63.00	400	Vertical	Pass
2	4351.800	49.64	-3.61	74.0	24.36	Peak	65.00	100	Vertical	Pass
2**	4351.800	41.35	-3.61	54.0	12.65	AV	65.00	100	Vertical	Pass
3	5318.600	107.25	-2.66	--	--	Peak	138.00	200	Vertical	N/A
3**	5318.600	99.98	-2.66	--	--	AV	138.00	200	Vertical	N/A
4	7349.887	49.89	-3.31	74.0	24.11	Peak	156.00	100	Vertical	Pass
4**	7349.887	41.44	-3.31	54.0	12.56	AV	156.00	100	Vertical	Pass
5	11930.912	53.50	1.59	74.0	20.50	Peak	75.00	150	Vertical	Pass
5**	11930.912	44.76	1.59	54.0	9.24	AV	75.00	150	Vertical	Pass
6	15818.625	55.94	1.93	74.0	18.06	Peak	0.00	300	Vertical	Pass
6**	15818.625	46.37	1.93	54.0	7.63	AV	0.00	300	Vertical	Pass

11n20, U-NII-2A, 1 GHz to 18 GHz, Low Channel, ANT H

No.	Frequency (MHz)	Results (dBuV/m)	Factor (dB)	Limit (dBuV/m)	Margin (dB)	Detector	Table (Degree)	Height (cm)	Antenna	Verdict
1	1609.400	38.86	-17.69	74.0	35.14	Peak	300.00	300	Horizontal	Pass
1**	1609.400	28.49	-17.69	54.0	25.51	AV	300.00	300	Horizontal	Pass
2	4374.000	49.65	-4.71	74.0	24.35	Peak	13.00	400	Horizontal	Pass
2**	4374.000	40.30	-4.71	54.0	13.70	AV	13.00	400	Horizontal	Pass
3	5258.800	111.51	-2.38	--	--	Peak	343.00	100	Horizontal	N/A
3**	5258.800	104.39	-2.38	--	--	AV	343.00	100	Horizontal	N/A
4	7341.263	50.25	-3.42	74.0	23.75	Peak	318.00	200	Horizontal	Pass
4**	7341.263	40.79	-3.42	54.0	13.21	AV	318.00	200	Horizontal	Pass
5	11945.287	52.73	1.53	74.0	21.27	Peak	44.00	150	Horizontal	Pass
5**	11945.287	43.75	1.53	54.0	10.25	AV	44.00	150	Horizontal	Pass
6	15776.888	56.33	1.37	74.0	17.67	Peak	160.00	100	Horizontal	Pass
6**	15776.888	45.53	1.37	54.0	8.47	AV	160.00	100	Horizontal	Pass

11n20, U-NII-2A, 1 GHz to 18 GHz, Low Channel, ANT V

No.	Frequency (MHz)	Results (dBuV/m)	Factor (dB)	Limit (dBuV/m)	Margin (dB)	Detector	Table (Degree)	Height (cm)	Antenna	Verdict
1	1569.400	38.37	-17.57	74.0	35.63	Peak	325.00	200	Vertical	Pass
1**	1569.400	28.89	-17.57	54.0	25.11	AV	325.00	200	Vertical	Pass
2	4107.000	49.16	-5.20	74.0	24.84	Peak	229.00	100	Vertical	Pass
2**	4107.000	39.30	-5.20	54.0	14.70	AV	229.00	100	Vertical	Pass
3	5261.400	106.11	-2.67	--	--	Peak	137.00	100	Vertical	N/A
3**	5261.400	98.72	-2.67	--	--	AV	137.00	100	Vertical	N/A
4	7336.375	50.57	-3.26	74.0	23.43	Peak	187.00	100	Vertical	Pass
4**	7336.375	41.35	-3.26	54.0	12.65	AV	187.00	100	Vertical	Pass
5	12285.688	52.95	1.76	74.0	21.05	Peak	285.00	200	Vertical	Pass
5**	12285.688	44.77	1.76	54.0	9.23	AV	285.00	200	Vertical	Pass
6	15802.087	56.14	2.31	74.0	17.86	Peak	85.00	300	Vertical	Pass
6**	15802.087	46.52	2.31	54.0	7.48	AV	85.00	300	Vertical	Pass

11n20, U-NII-2A, 1 GHz to 18 GHz, Middle Channel, ANT H

No.	Frequency (MHz)	Results (dBuV/m)	Factor (dB)	Limit (dBuV/m)	Margin (dB)	Detector	Table (Degree)	Height (cm)	Antenna	Verdict
1	1447.600	38.77	-17.28	74.0	35.23	Peak	135.00	400	Horizontal	Pass
1**	1447.600	29.14	-17.28	54.0	24.86	AV	135.00	400	Horizontal	Pass
2	4351.200	49.35	-3.65	74.0	24.65	Peak	305.00	300	Horizontal	Pass
2**	4351.200	40.17	-3.65	54.0	13.83	AV	305.00	300	Horizontal	Pass
3	5301.400	111.86	-3.06	--	--	Peak	357.00	100	Horizontal	N/A
3**	5301.400	104.64	-3.06	--	--	AV	357.00	100	Horizontal	N/A
4	7695.462	49.90	-2.06	74.0	24.10	Peak	316.00	400	Horizontal	Pass
4**	7695.462	41.23	-2.06	54.0	12.77	AV	316.00	400	Horizontal	Pass
5	12047.925	53.44	0.99	74.0	20.56	Peak	159.00	150	Horizontal	Pass
5**	12047.925	43.78	0.99	54.0	10.22	AV	159.00	150	Horizontal	Pass
6	16097.401	56.24	1.26	74.0	17.76	Peak	108.00	200	Horizontal	Pass
6**	16097.401	47.15	1.26	54.0	6.85	AV	108.00	200	Horizontal	Pass

11n20, U-NII-2A, 1 GHz to 18 GHz, Middle Channel, ANT V

No.	Frequency (MHz)	Results (dBuV/m)	Factor (dB)	Limit (dBuV/m)	Margin (dB)	Detector	Table (Degree)	Height (cm)	Antenna	Verdict
1	1529.600	38.58	-17.45	74.0	35.42	Peak	38.00	100	Vertical	Pass
1**	1529.600	29.37	-17.45	54.0	24.63	AV	38.00	100	Vertical	Pass
2	4093.800	49.76	-5.54	74.0	24.24	Peak	57.00	300	Vertical	Pass
2**	4093.800	39.88	-5.54	54.0	14.12	AV	57.00	300	Vertical	Pass
3	5301.800	106.03	-3.04	--	--	Peak	161.00	150	Vertical	N/A
3**	5301.800	98.92	-3.04	--	--	AV	161.00	150	Vertical	N/A
4	7355.350	49.70	-3.47	74.0	24.30	Peak	140.00	400	Vertical	Pass
4**	7355.350	40.53	-3.47	54.0	13.47	AV	140.00	400	Vertical	Pass
5	11508.000	52.81	-0.17	74.0	21.19	Peak	156.00	100	Vertical	Pass
5**	11508.000	43.31	-0.17	54.0	10.69	AV	156.00	100	Vertical	Pass
6	16063.013	55.48	1.07	74.0	18.52	Peak	53.00	400	Vertical	Pass
6**	16063.013	45.79	1.07	54.0	8.21	AV	53.00	400	Vertical	Pass

11n20, U-NII-2A, 1 GHz to 18 GHz, High Channel, ANT H

No.	Frequency (MHz)	Results (dBuV/m)	Factor (dB)	Limit (dBuV/m)	Margin (dB)	Detector	Table (Degree)	Height (cm)	Antenna	Verdict
1	1496.700	38.66	-17.40	74.0	35.34	Peak	159.00	300	Horizontal	Pass
1**	1496.700	30.28	-17.40	54.0	23.72	AV	159.00	300	Horizontal	Pass
2	4283.600	49.54	-4.98	74.0	24.46	Peak	131.00	300	Horizontal	Pass
2**	4283.600	39.75	-4.98	54.0	14.25	AV	131.00	300	Horizontal	Pass
3	5321.600	111.68	-2.83	--	--	Peak	360.00	150	Horizontal	N/A
3**	5321.600	105.00	-2.83	--	--	AV	360.00	150	Horizontal	N/A
4	7340.975	49.99	-3.42	74.0	24.01	Peak	100.00	200	Horizontal	Pass
4**	7340.975	41.05	-3.42	54.0	12.95	AV	100.00	200	Horizontal	Pass
5	11548.537	53.72	-0.49	74.0	20.28	Peak	152.00	200	Horizontal	Pass
5**	11548.537	42.76	-0.49	54.0	11.24	AV	152.00	200	Horizontal	Pass
6	15842.513	56.06	1.41	74.0	17.94	Peak	95.00	400	Horizontal	Pass
6**	15842.513	46.77	1.41	54.0	7.23	AV	95.00	400	Horizontal	Pass

11n20, U-NII-2A, 1 GHz to 18 GHz, High Channel, ANT V

No.	Frequency (MHz)	Results (dBuV/m)	Factor (dB)	Limit (dBuV/m)	Margin (dB)	Detector	Table (Degree)	Height (cm)	Antenna	Verdict
1	1484.700	38.07	-17.62	74.0	35.93	Peak	234.00	200	Vertical	Pass
1**	1484.700	28.77	-17.62	54.0	25.23	AV	234.00	200	Vertical	Pass
2	4058.600	49.49	-4.87	74.0	24.51	Peak	348.00	100	Vertical	Pass
2**	4058.600	39.17	-4.87	54.0	14.83	AV	348.00	100	Vertical	Pass
3	5322.800	106.89	-2.79	--	--	Peak	147.00	100	Vertical	N/A
3**	5322.800	99.37	-2.79	--	--	AV	147.00	100	Vertical	N/A
4	7321.713	49.87	-3.51	74.0	24.13	Peak	283.00	100	Vertical	Pass
4**	7321.713	39.50	-3.51	54.0	14.50	AV	283.00	100	Vertical	Pass
5	11967.138	52.82	0.83	74.0	21.18	Peak	155.00	150	Vertical	Pass
5**	11967.138	42.79	0.83	54.0	11.21	AV	155.00	150	Vertical	Pass
6	15859.838	55.95	0.93	74.0	18.05	Peak	89.00	300	Vertical	Pass
6**	15859.838	46.15	0.93	54.0	7.85	AV	89.00	300	Vertical	Pass

11n40, U-NII-2A, 1 GHz to 18 GHz, Low Channel, ANT H

No.	Frequency (MHz)	Results (dBuV/m)	Factor (dB)	Limit (dBuV/m)	Margin (dB)	Detector	Table (Degree)	Height (cm)	Antenna	Verdict
1	1526.000	38.41	-17.44	74.0	35.59	Peak	167.00	400	Horizontal	Pass
1**	1526.000	28.94	-17.44	54.0	25.06	AV	167.00	400	Horizontal	Pass
2	4371.200	50.10	-4.16	74.0	23.90	Peak	336.00	400	Horizontal	Pass
2**	4371.200	40.22	-4.16	54.0	13.78	AV	336.00	400	Horizontal	Pass
3	5272.200	109.80	-2.74	--	--	Peak	356.00	100	Horizontal	N/A
3**	5272.200	102.36	-2.74	--	--	AV	356.00	100	Horizontal	N/A
4	7352.475	49.84	-3.56	74.0	24.16	Peak	76.00	300	Horizontal	Pass
4**	7352.475	40.35	-3.56	54.0	13.65	AV	76.00	300	Horizontal	Pass
5	12227.037	53.53	1.31	74.0	20.47	Peak	201.00	150	Horizontal	Pass
5**	12227.037	44.00	1.31	54.0	10.00	AV	201.00	150	Horizontal	Pass
6	15851.437	56.21	1.29	74.0	17.79	Peak	216.00	200	Horizontal	Pass
6**	15851.437	46.26	1.29	54.0	7.74	AV	216.00	200	Horizontal	Pass

11n40, U-NII-2A, 1 GHz to 18 GHz, Low Channel, ANT V

No.	Frequency (MHz)	Results (dBuV/m)	Factor (dB)	Limit (dBuV/m)	Margin (dB)	Detector	Table (Degree)	Height (cm)	Antenna	Verdict
1	1489.800	38.82	-17.63	74.0	35.18	Peak	1.00	100	Vertical	Pass
1**	1489.800	29.27	-17.63	54.0	24.73	AV	1.00	100	Vertical	Pass
2	4367.000	50.01	-4.20	74.0	23.99	Peak	120.00	300	Vertical	Pass
2**	4367.000	41.00	-4.20	54.0	13.00	AV	120.00	300	Vertical	Pass
3	5273.200	103.87	-2.74	--	--	Peak	150.00	150	Vertical	N/A
3**	5273.200	96.00	-2.74	--	--	AV	150.00	150	Vertical	N/A
4	7303.025	50.35	-2.70	74.0	23.65	Peak	252.00	400	Vertical	Pass
4**	7303.025	39.98	-2.70	54.0	14.02	AV	252.00	400	Vertical	Pass
5	12271.600	53.08	1.50	74.0	20.92	Peak	141.00	150	Vertical	Pass
5**	12271.600	44.23	1.50	54.0	9.77	AV	141.00	150	Vertical	Pass
6	15858.525	55.82	1.01	74.0	18.18	Peak	293.00	100	Vertical	Pass
6**	15858.525	46.02	1.01	54.0	7.98	AV	293.00	100	Vertical	Pass

11n40, U-NII-2A, 1 GHz to 18 GHz, High Channel, ANT H

No.	Frequency (MHz)	Results (dBuV/m)	Factor (dB)	Limit (dBuV/m)	Margin (dB)	Detector	Table (Degree)	Height (cm)	Antenna	Verdict
1	1610.900	38.19	-17.71	74.0	35.81	Peak	156.00	400	Horizontal	Pass
1**	1610.900	29.17	-17.71	54.0	24.83	AV	156.00	400	Horizontal	Pass
2	4175.600	49.40	-5.25	74.0	24.60	Peak	110.00	100	Horizontal	Pass
2**	4175.600	40.00	-5.25	54.0	14.00	AV	110.00	100	Horizontal	Pass
3	5312.200	109.14	-2.69	--	--	Peak	360.00	150	Horizontal	N/A
3**	5312.200	101.74	-2.69	--	--	AV	360.00	150	Horizontal	N/A
4	7351.325	49.80	-3.45	74.0	24.20	Peak	252.00	200	Horizontal	Pass
4**	7351.325	40.35	-3.45	54.0	13.65	AV	252.00	200	Horizontal	Pass
5	12431.450	53.05	1.60	74.0	20.95	Peak	109.00	100	Horizontal	Pass
5**	12431.450	44.18	1.60	54.0	9.82	AV	109.00	100	Horizontal	Pass
6	15679.500	56.03	1.58	74.0	17.97	Peak	91.00	300	Horizontal	Pass
6**	15679.500	46.60	1.58	54.0	7.40	AV	91.00	300	Horizontal	Pass

11n40, U-NII-2A, 1 GHz to 18 GHz, High Channel, ANT V

No.	Frequency (MHz)	Results (dBuV/m)	Factor (dB)	Limit (dBuV/m)	Margin (dB)	Detector	Table (Degree)	Height (cm)	Antenna	Verdict
1	1591.500	38.44	-17.77	74.0	35.56	Peak	37.00	300	Vertical	Pass
1**	1591.500	29.03	-17.77	54.0	24.97	AV	37.00	300	Vertical	Pass
2	4177.800	49.30	-5.24	74.0	24.70	Peak	296.00	200	Vertical	Pass
2**	4177.800	39.39	-5.24	54.0	14.61	AV	296.00	200	Vertical	Pass
3	5316.800	103.87	-2.53	--	--	Peak	152.00	200	Vertical	N/A
3**	5316.800	96.21	-2.53	--	--	AV	152.00	200	Vertical	N/A
4	7337.525	49.89	-3.32	74.0	24.11	Peak	170.00	100	Vertical	Pass
4**	7337.525	40.92	-3.32	54.0	13.08	AV	170.00	100	Vertical	Pass
5	12286.550	53.61	1.74	74.0	20.39	Peak	251.00	150	Vertical	Pass
5**	12286.550	43.56	1.74	54.0	10.44	AV	251.00	150	Vertical	Pass
6	15855.638	56.01	1.16	74.0	17.99	Peak	360.00	100	Vertical	Pass
6**	15855.638	48.05	1.16	54.0	5.95	AV	360.00	100	Vertical	Pass

11ac20, U-NII-2A, 1 GHz to 18 GHz, Low Channel, ANT H

No.	Frequency (MHz)	Results (dBuV/m)	Factor (dB)	Limit (dBuV/m)	Margin (dB)	Detector	Table (Degree)	Height (cm)	Antenna	Verdict
1	1461.000	38.68	-17.55	74.0	35.32	Peak	195.00	100	Horizontal	Pass
1**	1461.000	28.84	-17.55	54.0	25.16	AV	195.00	100	Horizontal	Pass
2	4360.000	49.52	-4.18	74.0	24.48	Peak	181.00	200	Horizontal	Pass
2**	4360.000	40.55	-4.18	54.0	13.45	AV	181.00	200	Horizontal	Pass
3	5261.000	111.00	-2.62	--	--	Peak	355.00	100	Horizontal	N/A
3**	5261.000	103.94	-2.62	--	--	AV	355.00	100	Horizontal	N/A
4	7349.600	50.09	-3.28	74.0	23.91	Peak	347.00	300	Horizontal	Pass
4**	7349.600	41.36	-3.28	54.0	12.64	AV	347.00	300	Horizontal	Pass
5	11988.125	53.79	1.08	74.0	20.21	Peak	151.00	150	Horizontal	Pass
5**	11988.125	42.73	1.08	54.0	11.27	AV	151.00	150	Horizontal	Pass
6	15847.763	55.59	1.35	74.0	18.41	Peak	143.00	200	Horizontal	Pass
6**	15847.763	46.11	1.35	54.0	7.89	AV	143.00	200	Horizontal	Pass

11ac20, U-NII-2A, 1 GHz to 18 GHz, Low Channel, ANT V

No.	Frequency (MHz)	Results (dBuV/m)	Factor (dB)	Limit (dBuV/m)	Margin (dB)	Detector	Table (Degree)	Height (cm)	Antenna	Verdict
1	1614.500	38.45	-17.76	74.0	35.55	Peak	106.00	300	Vertical	Pass
1**	1614.500	28.33	-17.76	54.0	25.67	AV	106.00	300	Vertical	Pass
2	4274.200	49.52	-4.40	74.0	24.48	Peak	352.00	400	Vertical	Pass
2**	4274.200	40.16	-4.40	54.0	13.84	AV	352.00	400	Vertical	Pass
3	5258.200	105.84	-2.35	--	--	Peak	144.00	200	Vertical	N/A
3**	5258.200	98.39	-2.35	--	--	AV	144.00	200	Vertical	N/A
4	7341.837	50.63	-3.43	74.0	23.37	Peak	73.00	200	Vertical	Pass
4**	7341.837	40.99	-3.43	54.0	13.01	AV	73.00	200	Vertical	Pass
5	12286.550	52.88	1.74	74.0	21.12	Peak	330.00	100	Vertical	Pass
5**	12286.550	44.35	1.74	54.0	9.65	AV	330.00	100	Vertical	Pass
6	15486.825	55.85	0.91	74.0	18.15	Peak	182.00	300	Vertical	Pass
6**	15486.825	45.72	0.91	54.0	8.28	AV	182.00	300	Vertical	Pass

11ac20, U-NII-2A, 1 GHz to 18 GHz, Middle Channel, ANT H

No.	Frequency (MHz)	Results (dBuV/m)	Factor (dB)	Limit (dBuV/m)	Margin (dB)	Detector	Table (Degree)	Height (cm)	Antenna	Verdict
1	1536.300	38.33	-17.26	74.0	35.67	Peak	136.00	200	Horizontal	Pass
1**	1536.300	29.08	-17.26	54.0	24.92	AV	136.00	200	Horizontal	Pass
2	4230.800	49.33	-4.94	74.0	24.67	Peak	119.00	300	Horizontal	Pass
2**	4230.800	39.60	-4.94	54.0	14.40	AV	119.00	300	Horizontal	Pass
3	5298.200	111.44	-3.26	--	--	Peak	0.00	100	Horizontal	N/A
3**	5298.200	103.47	-3.26	--	--	AV	0.00	100	Horizontal	N/A
4	7348.738	50.15	-3.18	74.0	23.85	Peak	94.00	400	Horizontal	Pass
4**	7348.738	41.27	-3.18	54.0	12.73	AV	94.00	400	Horizontal	Pass
5	12618.900	53.03	1.81	74.0	20.97	Peak	284.00	100	Horizontal	Pass
5**	12618.900	44.24	1.81	54.0	9.76	AV	284.00	100	Horizontal	Pass
6	15510.450	56.25	1.44	74.0	17.75	Peak	235.00	100	Horizontal	Pass
6**	15510.450	45.48	1.44	54.0	8.52	AV	235.00	100	Horizontal	Pass

11ac20, U-NII-2A, 1 GHz to 18 GHz, Middle Channel, ANT V

No.	Frequency (MHz)	Results (dBuV/m)	Factor (dB)	Limit (dBuV/m)	Margin (dB)	Detector	Table (Degree)	Height (cm)	Antenna	Verdict
1	1543.300	38.39	-17.31	74.0	35.61	Peak	120.00	100	Vertical	Pass
1**	1543.300	29.03	-17.31	54.0	24.97	AV	120.00	100	Vertical	Pass
2	4358.200	49.73	-4.19	74.0	24.27	Peak	89.00	100	Vertical	Pass
2**	4358.200	40.48	-4.19	54.0	13.52	AV	89.00	100	Vertical	Pass
3	5298.600	105.67	-3.23	--	--	Peak	150.00	150	Vertical	N/A
3**	5298.600	98.29	-3.23	--	--	AV	150.00	150	Vertical	N/A
4	7390.712	49.46	-3.79	74.0	24.54	Peak	43.00	300	Vertical	Pass
4**	7390.712	40.58	-3.79	54.0	13.42	AV	43.00	300	Vertical	Pass
5	12616.887	52.86	1.84	74.0	21.14	Peak	284.00	100	Vertical	Pass
5**	12616.887	43.70	1.84	54.0	10.30	AV	284.00	100	Vertical	Pass
6	15823.875	55.60	1.69	74.0	18.40	Peak	202.00	300	Vertical	Pass
6**	15823.875	47.05	1.69	54.0	6.95	AV	202.00	300	Vertical	Pass

11ac20, U-NII-2A, 1 GHz to 18 GHz, High Channel, ANT H

No.	Frequency (MHz)	Results (dBuV/m)	Factor (dB)	Limit (dBuV/m)	Margin (dB)	Detector	Table (Degree)	Height (cm)	Antenna	Verdict
1	1523.100	38.57	-17.35	74.0	35.43	Peak	11.00	300	Horizontal	Pass
1**	1523.100	29.26	-17.35	54.0	24.74	AV	11.00	300	Horizontal	Pass
2	4278.000	49.63	-4.46	74.0	24.37	Peak	17.00	300	Horizontal	Pass
2**	4278.000	40.15	-4.46	54.0	13.85	AV	17.00	300	Horizontal	Pass
3	5318.400	111.54	-2.65	--	--	Peak	357.00	200	Horizontal	N/A
3**	5318.400	104.09	-2.65	--	--	AV	357.00	200	Horizontal	N/A
4	7689.713	49.33	-1.97	74.0	24.67	Peak	332.00	200	Horizontal	Pass
4**	7689.713	41.22	-1.97	54.0	12.78	AV	332.00	200	Horizontal	Pass
5	12288.562	53.54	1.70	74.0	20.46	Peak	109.00	150	Horizontal	Pass
5**	12288.562	44.07	1.70	54.0	9.93	AV	109.00	150	Horizontal	Pass
6	16075.875	56.49	1.56	74.0	17.51	Peak	106.00	300	Horizontal	Pass
6**	16075.875	46.02	1.56	54.0	7.98	AV	106.00	300	Horizontal	Pass

11ac20, U-NII-2A, 1 GHz to 18 GHz, High Channel, ANT V

No.	Frequency (MHz)	Results (dBuV/m)	Factor (dB)	Limit (dBuV/m)	Margin (dB)	Detector	Table (Degree)	Height (cm)	Antenna	Verdict
1	1526.900	38.56	-17.44	74.0	35.44	Peak	84.00	400	Vertical	Pass
1**	1526.900	28.69	-17.44	54.0	25.31	AV	84.00	400	Vertical	Pass
2	4274.200	49.47	-4.40	74.0	24.53	Peak	342.00	100	Vertical	Pass
2**	4274.200	40.63	-4.40	54.0	13.37	AV	342.00	100	Vertical	Pass
3	5321.400	106.72	-2.84	--	--	Peak	159.00	150	Vertical	N/A
3**	5321.400	100.09	-2.84	--	--	AV	159.00	150	Vertical	N/A
4	7344.138	49.77	-3.28	74.0	24.23	Peak	332.00	100	Vertical	Pass
4**	7344.138	40.76	-3.28	54.0	13.24	AV	332.00	100	Vertical	Pass
5	12311.562	54.44	1.38	74.0	19.56	Peak	14.00	100	Vertical	Pass
5**	12311.562	43.57	1.38	54.0	10.43	AV	14.00	100	Vertical	Pass
6	15852.488	55.65	1.26	74.0	18.35	Peak	360.00	200	Vertical	Pass
6**	15852.488	46.65	1.26	54.0	7.35	AV	360.00	200	Vertical	Pass

11ac40, U-NII-2A, 1 GHz to 18 GHz, Low Channel, ANT H

No.	Frequency (MHz)	Results (dBuV/m)	Factor (dB)	Limit (dBuV/m)	Margin (dB)	Detector	Table (Degree)	Height (cm)	Antenna	Verdict
1	1459.500	38.86	-17.62	74.0	35.14	Peak	174.00	100	Horizontal	Pass
1**	1459.500	28.77	-17.62	54.0	25.23	AV	174.00	100	Horizontal	Pass
2	4364.400	49.66	-4.38	74.0	24.34	Peak	120.00	100	Horizontal	Pass
2**	4364.400	40.02	-4.38	54.0	13.98	AV	120.00	100	Horizontal	Pass
3	5271.600	109.49	-2.74	--	--	Peak	350.00	100	Horizontal	N/A
3**	5271.600	102.17	-2.74	--	--	AV	350.00	100	Horizontal	N/A
4	7336.950	50.28	-3.29	74.0	23.72	Peak	28.00	400	Horizontal	Pass
4**	7336.950	40.95	-3.29	54.0	13.05	AV	28.00	400	Horizontal	Pass
5	12392.925	53.29	1.59	74.0	20.71	Peak	0.00	150	Horizontal	Pass
5**	12392.925	43.27	1.59	54.0	10.73	AV	0.00	150	Horizontal	Pass
6	16035.450	55.58	0.76	74.0	18.42	Peak	217.00	100	Horizontal	Pass
6**	16035.450	46.24	0.76	54.0	7.76	AV	217.00	100	Horizontal	Pass

11ac40, U-NII-2A, 1 GHz to 18 GHz, Low Channel, ANT V

No.	Frequency (MHz)	Results (dBuV/m)	Factor (dB)	Limit (dBuV/m)	Margin (dB)	Detector	Table (Degree)	Height (cm)	Antenna	Verdict
1	1575.600	38.17	-17.53	74.0	35.83	Peak	139.00	200	Vertical	Pass
1**	1575.600	29.07	-17.53	54.0	24.93	AV	139.00	200	Vertical	Pass
2	4351.000	49.12	-3.66	74.0	24.88	Peak	289.00	400	Vertical	Pass
2**	4351.000	40.49	-3.66	54.0	13.51	AV	289.00	400	Vertical	Pass
3	5273.200	103.50	-2.74	--	--	Peak	185.00	200	Vertical	N/A
3**	5273.200	96.26	-2.74	--	--	AV	185.00	200	Vertical	N/A
4	7648.600	49.20	-2.82	74.0	24.80	Peak	360.00	100	Vertical	Pass
4**	7648.600	39.32	-2.82	54.0	14.68	AV	360.00	100	Vertical	Pass
5	12225.313	53.14	1.31	74.0	20.86	Peak	27.00	150	Vertical	Pass
5**	12225.313	43.64	1.31	54.0	10.36	AV	27.00	150	Vertical	Pass
6	15652.200	55.53	1.18	74.0	18.47	Peak	310.00	300	Vertical	Pass
6**	15652.200	45.99	1.18	54.0	8.01	AV	310.00	300	Vertical	Pass

11ac40, U-NII-2A, 1 GHz to 18 GHz, High Channel, ANT H

No.	Frequency (MHz)	Results (dBuV/m)	Factor (dB)	Limit (dBuV/m)	Margin (dB)	Detector	Table (Degree)	Height (cm)	Antenna	Verdict
1	1502.700	38.40	-17.46	74.0	35.60	Peak	103.00	200	Horizontal	Pass
1**	1502.700	28.55	-17.46	54.0	25.45	AV	103.00	200	Horizontal	Pass
2	4376.000	48.93	-4.74	74.0	25.07	Peak	153.00	300	Horizontal	Pass
2**	4376.000	39.58	-4.74	54.0	14.42	AV	153.00	300	Horizontal	Pass
3	5311.800	109.27	-2.66	--	--	Peak	350.00	100	Horizontal	N/A
3**	5311.800	101.44	-2.66	--	--	AV	350.00	100	Horizontal	N/A
4	7354.775	49.18	-3.44	74.0	24.82	Peak	60.00	400	Horizontal	Pass
4**	7354.775	39.71	-3.44	54.0	14.29	AV	60.00	400	Horizontal	Pass
5	12609.125	53.62	1.90	74.0	20.38	Peak	124.00	100	Horizontal	Pass
5**	12609.125	43.42	1.90	54.0	10.58	AV	124.00	100	Horizontal	Pass
6	16124.174	56.44	0.77	74.0	17.56	Peak	360.00	400	Horizontal	Pass
6**	16124.174	45.75	0.77	54.0	8.25	AV	360.00	400	Horizontal	Pass

11ac40, U-NII-2A, 1 GHz to 18 GHz, High Channel, ANT V

No.	Frequency (MHz)	Results (dBuV/m)	Factor (dB)	Limit (dBuV/m)	Margin (dB)	Detector	Table (Degree)	Height (cm)	Antenna	Verdict
1	1466.800	38.53	-17.53	74.0	35.47	Peak	309.00	100	Vertical	Pass
1**	1466.800	28.68	-17.53	54.0	25.32	AV	309.00	100	Vertical	Pass
2	4352.000	49.36	-3.60	74.0	24.64	Peak	238.00	400	Vertical	Pass
2**	4352.000	41.36	-3.60	54.0	12.64	AV	238.00	400	Vertical	Pass
3	5314.200	103.46	-2.68	--	--	Peak	153.00	150	Vertical	N/A
3**	5314.200	96.37	-2.68	--	--	AV	153.00	150	Vertical	N/A
4	7342.125	49.02	-3.42	74.0	24.98	Peak	284.00	300	Vertical	Pass
4**	7342.125	40.53	-3.42	54.0	13.47	AV	284.00	300	Vertical	Pass
5	12312.713	52.84	1.39	74.0	21.16	Peak	109.00	100	Vertical	Pass
5**	12312.713	44.42	1.39	54.0	9.58	AV	109.00	100	Vertical	Pass
6	16092.675	56.25	1.38	74.0	17.75	Peak	143.00	200	Vertical	Pass
6**	16092.675	46.22	1.38	54.0	7.78	AV	143.00	200	Vertical	Pass

11ac80, U-NII-2A, 1 GHz to 18 GHz, Middle Channel, ANT H

No.	Frequency (MHz)	Results (dBuV/m)	Factor (dB)	Limit (dBuV/m)	Margin (dB)	Detector	Table (Degree)	Height (cm)	Antenna	Verdict
1	1553.400	38.23	-17.32	74.0	35.77	Peak	104.00	200	Horizontal	Pass
1**	1553.400	28.63	-17.32	54.0	25.37	AV	104.00	200	Horizontal	Pass
2	4215.800	48.83	-4.98	74.0	25.17	Peak	275.00	100	Horizontal	Pass
2**	4215.800	39.51	-4.98	54.0	14.49	AV	275.00	100	Horizontal	Pass
3	5304.000	105.84	-2.93	--	--	Peak	359.00	200	Horizontal	N/A
3**	5304.000	98.54	-2.93	--	--	AV	359.00	200	Horizontal	N/A
4	7507.150	49.92	-3.32	74.0	24.08	Peak	216.00	200	Horizontal	Pass
4**	7507.150	39.65	-3.32	54.0	14.35	AV	216.00	200	Horizontal	Pass
5	12582.388	52.73	1.63	74.0	21.27	Peak	216.00	100	Horizontal	Pass
5**	12582.388	43.53	1.63	54.0	10.47	AV	216.00	100	Horizontal	Pass
6	16010.776	56.00	0.45	74.0	18.00	Peak	143.00	200	Horizontal	Pass
6**	16010.776	45.43	0.45	54.0	8.57	AV	143.00	200	Horizontal	Pass

11ac80, U-NII-2A, 1 GHz to 18 GHz, Middle Channel, ANT V

No.	Frequency (MHz)	Results (dBuV/m)	Factor (dB)	Limit (dBuV/m)	Margin (dB)	Detector	Table (Degree)	Height (cm)	Antenna	Verdict
1	1617.100	38.44	-17.75	74.0	35.56	Peak	266.00	400	Vertical	Pass
1**	1617.100	29.01	-17.75	54.0	24.99	AV	266.00	400	Vertical	Pass
2	4364.200	49.95	-4.41	74.0	24.05	Peak	203.00	300	Vertical	Pass
2**	4364.200	40.62	-4.41	54.0	13.38	AV	203.00	300	Vertical	Pass
3	5288.400	100.81	-3.28	--	--	Peak	151.00	200	Vertical	N/A
3**	5288.400	92.51	-3.28	--	--	AV	151.00	200	Vertical	N/A
4	7349.025	49.13	-3.21	74.0	24.87	Peak	56.00	200	Vertical	Pass
4**	7349.025	41.99	-3.21	54.0	12.01	AV	56.00	200	Vertical	Pass
5	11512.025	52.47	-0.27	74.0	21.53	Peak	234.00	150	Vertical	Pass
5**	11512.025	42.62	-0.27	54.0	11.38	AV	234.00	150	Vertical	Pass
6	15792.113	56.32	2.08	74.0	17.68	Peak	163.00	300	Vertical	Pass
6**	15792.113	46.00	2.08	54.0	8.00	AV	163.00	300	Vertical	Pass

11a, U-NII-2C, 1 GHz to 18 GHz, Low Channel, ANT H

No.	Frequency (MHz)	Results (dBuV/m)	Factor (dB)	Limit (dBuV/m)	Margin (dB)	Detector	Table (Degree)	Height (cm)	Antenna	Verdict
1	1590.000	37.83	-17.67	74.0	36.17	Peak	214.00	200	Horizontal	Pass
1**	1590.000	28.83	-17.67	54.0	25.17	AV	214.00	200	Horizontal	Pass
2	4346.800	48.95	-4.00	74.0	25.05	Peak	332.00	200	Horizontal	Pass
2**	4346.800	39.94	-4.00	54.0	14.06	AV	332.00	200	Horizontal	Pass
3	5501.400	108.71	-2.34	--	--	Peak	342.00	100	Horizontal	N/A
3**	5501.400	102.19	-2.34	--	--	AV	342.00	100	Horizontal	N/A
4	7358.225	49.01	-3.75	74.0	24.99	Peak	203.00	400	Horizontal	Pass
4**	7358.225	39.67	-3.75	54.0	14.33	AV	203.00	400	Horizontal	Pass
5	12607.400	53.27	1.90	74.0	20.73	Peak	0.00	200	Horizontal	Pass
5**	12607.400	43.34	1.90	54.0	10.66	AV	0.00	200	Horizontal	Pass
6	15806.550	55.79	2.24	74.0	18.21	Peak	326.00	100	Horizontal	Pass
6**	15806.550	48.12	2.24	54.0	5.88	AV	326.00	100	Horizontal	Pass

11a, U-NII-2C, 1 GHz to 18 GHz, Low Channel, ANT V

No.	Frequency (MHz)	Results (dBuV/m)	Factor (dB)	Limit (dBuV/m)	Margin (dB)	Detector	Table (Degree)	Height (cm)	Antenna	Verdict
1	1600.400	39.40	-17.77	74.0	34.60	Peak	21.00	100	Vertical	Pass
1**	1600.400	28.30	-17.77	54.0	25.70	AV	21.00	100	Vertical	Pass
2	4356.200	49.32	-3.96	74.0	24.68	Peak	218.00	100	Vertical	Pass
2**	4356.200	40.45	-3.96	54.0	13.55	AV	218.00	100	Vertical	Pass
3	5501.000	106.57	-2.33	--	--	Peak	135.00	150	Vertical	N/A
3**	5501.000	98.48	-2.33	--	--	AV	135.00	150	Vertical	N/A
4	7684.825	49.95	-2.30	74.0	24.05	Peak	238.00	200	Vertical	Pass
4**	7684.825	39.88	-2.30	54.0	14.12	AV	238.00	200	Vertical	Pass
5	12284.537	54.01	1.78	74.0	19.99	Peak	206.00	200	Vertical	Pass
5**	12284.537	43.68	1.78	54.0	10.32	AV	206.00	200	Vertical	Pass
6	15794.213	55.65	2.14	74.0	18.35	Peak	121.00	200	Vertical	Pass
6**	15794.213	46.41	2.14	54.0	7.59	AV	121.00	200	Vertical	Pass

11a, U-NII-2C, 1 GHz to 18 GHz, Middle Channel, ANT H

No.	Frequency (MHz)	Results (dBuV/m)	Factor (dB)	Limit (dBuV/m)	Margin (dB)	Detector	Table (Degree)	Height (cm)	Antenna	Verdict
1	1587.000	38.87	-17.67	74.0	35.13	Peak	101.00	100	Horizontal	Pass
1**	1587.000	29.76	-17.67	54.0	24.24	AV	101.00	100	Horizontal	Pass
2	4358.200	49.08	-4.19	74.0	24.92	Peak	46.00	300	Horizontal	Pass
2**	4358.200	39.91	-4.19	54.0	14.09	AV	46.00	300	Horizontal	Pass
3	5578.200	110.38	-2.00	--	--	Peak	5.00	100	Horizontal	N/A
3**	5578.200	103.32	-2.00	--	--	AV	5.00	100	Horizontal	N/A
4	7356.788	49.38	-3.55	74.0	24.62	Peak	45.00	200	Horizontal	Pass
4**	7356.788	39.74	-3.55	54.0	14.26	AV	45.00	200	Horizontal	Pass
5	12272.463	53.45	1.53	74.0	20.55	Peak	238.00	150	Horizontal	Pass
5**	12272.463	43.60	1.53	54.0	10.40	AV	238.00	150	Horizontal	Pass
6	15661.650	55.52	1.29	74.0	18.48	Peak	233.00	100	Horizontal	Pass
6**	15661.650	47.08	1.29	54.0	6.92	AV	233.00	100	Horizontal	Pass

11a, U-NII-2C, 1 GHz to 18 GHz, Middle Channel, ANT V

No.	Frequency (MHz)	Results (dBuV/m)	Factor (dB)	Limit (dBuV/m)	Margin (dB)	Detector	Table (Degree)	Height (cm)	Antenna	Verdict
1	1575.000	38.72	-17.58	74.0	35.28	Peak	8.00	400	Vertical	Pass
1**	1575.000	29.42	-17.58	54.0	24.58	AV	8.00	400	Vertical	Pass
2	4239.600	49.11	-4.73	74.0	24.89	Peak	310.00	200	Vertical	Pass
2**	4239.600	40.13	-4.73	54.0	13.87	AV	310.00	200	Vertical	Pass
3	5578.000	104.00	-1.98	--	--	Peak	135.00	100	Vertical	N/A
3**	5578.000	96.78	-1.98	--	--	AV	135.00	100	Vertical	N/A
4	7347.013	49.06	-3.29	74.0	24.94	Peak	265.00	400	Vertical	Pass
4**	7347.013	41.26	-3.29	54.0	12.74	AV	265.00	400	Vertical	Pass
5	12442.662	52.92	1.80	74.0	21.08	Peak	280.00	100	Vertical	Pass
5**	12442.662	43.49	1.80	54.0	10.51	AV	280.00	100	Vertical	Pass
6	15859.838	55.64	0.93	74.0	18.36	Peak	0.00	100	Vertical	Pass
6**	15859.838	47.33	0.93	54.0	6.67	AV	0.00	100	Vertical	Pass

11a, U-NII-2C, 1 GHz to 18 GHz, High Channel, ANT H

No.	Frequency (MHz)	Results (dBuV/m)	Factor (dB)	Limit (dBuV/m)	Margin (dB)	Detector	Table (Degree)	Height (cm)	Antenna	Verdict
1	1625.700	38.68	-17.63	74.0	35.32	Peak	160.00	100	Horizontal	Pass
1**	1625.700	28.77	-17.63	54.0	25.23	AV	160.00	100	Horizontal	Pass
2	4375.400	49.40	-4.77	74.0	24.60	Peak	187.00	400	Horizontal	Pass
2**	4375.400	39.88	-4.77	54.0	14.12	AV	187.00	400	Horizontal	Pass
3	5702.000	110.29	-1.46	--	--	Peak	123.00	200	Horizontal	N/A
3**	5702.000	103.08	-1.46	--	--	AV	123.00	200	Horizontal	N/A
4	7347.875	49.16	-3.18	74.0	24.84	Peak	222.00	100	Horizontal	Pass
4**	7347.875	41.00	-3.18	54.0	13.00	AV	222.00	100	Horizontal	Pass
5	12452.150	52.93	1.89	74.0	21.07	Peak	156.00	100	Horizontal	Pass
5**	12452.150	43.64	1.89	54.0	10.36	AV	156.00	100	Horizontal	Pass
6	15849.338	55.72	1.34	74.0	18.28	Peak	326.00	200	Horizontal	Pass
6**	15849.338	46.61	1.34	54.0	7.39	AV	326.00	200	Horizontal	Pass

11a, U-NII-2C, 1 GHz to 18 GHz, High Channel, ANT V

No.	Frequency (MHz)	Results (dBuV/m)	Factor (dB)	Limit (dBuV/m)	Margin (dB)	Detector	Table (Degree)	Height (cm)	Antenna	Verdict
1	1462.900	38.21	-17.48	74.0	35.79	Peak	210.00	400	Vertical	Pass
1**	1462.900	29.04	-17.48	54.0	24.96	AV	210.00	400	Vertical	Pass
2	4387.000	49.10	-4.68	74.0	24.90	Peak	353.00	100	Vertical	Pass
2**	4387.000	39.90	-4.68	54.0	14.10	AV	353.00	100	Vertical	Pass
3	5701.400	103.86	-1.50	--	--	Peak	165.00	150	Vertical	N/A
3**	5701.400	97.23	-1.50	--	--	AV	165.00	150	Vertical	N/A
4	7680.513	49.22	-2.54	74.0	24.78	Peak	269.00	400	Vertical	Pass
4**	7680.513	40.21	-2.54	54.0	13.79	AV	269.00	400	Vertical	Pass
5	12446.975	53.30	1.84	74.0	20.70	Peak	29.00	150	Vertical	Pass
5**	12446.975	43.79	1.84	54.0	10.21	AV	29.00	150	Vertical	Pass
6	16082.700	56.18	1.58	74.0	17.82	Peak	87.00	400	Vertical	Pass
6**	16082.700	46.11	1.58	54.0	7.89	AV	87.00	400	Vertical	Pass

11n20, U-NII-2C, 1 GHz to 18 GHz, Low Channel, ANT H

No.	Frequency (MHz)	Results (dBuV/m)	Factor (dB)	Limit (dBuV/m)	Margin (dB)	Detector	Table (Degree)	Height (cm)	Antenna	Verdict
1	1542.300	38.52	-17.34	74.0	35.48	Peak	223.00	300	Horizontal	Pass
1**	1542.300	29.47	-17.34	54.0	24.53	AV	223.00	300	Horizontal	Pass
2	4372.000	49.28	-4.33	74.0	24.72	Peak	360.00	400	Horizontal	Pass
2**	4372.000	40.11	-4.33	54.0	13.89	AV	360.00	400	Horizontal	Pass
3	5498.600	111.24	-2.24	--	--	Peak	10.00	200	Horizontal	N/A
3**	5498.600	103.87	-2.24	--	--	AV	10.00	200	Horizontal	N/A
4	7343.850	50.03	-3.29	74.0	23.97	Peak	338.00	400	Horizontal	Pass
4**	7343.850	41.13	-3.29	54.0	12.87	AV	338.00	400	Horizontal	Pass
5	12597.049	53.34	1.83	74.0	20.66	Peak	224.00	200	Horizontal	Pass
5**	12597.049	44.33	1.83	54.0	9.67	AV	224.00	200	Horizontal	Pass
6	16186.912	55.82	1.55	74.0	18.18	Peak	235.00	200	Horizontal	Pass
6**	16186.912	46.19	1.55	54.0	7.81	AV	235.00	200	Horizontal	Pass

11n20, U-NII-2C, 1 GHz to 18 GHz, Low Channel, ANT V

No.	Frequency (MHz)	Results (dBuV/m)	Factor (dB)	Limit (dBuV/m)	Margin (dB)	Detector	Table (Degree)	Height (cm)	Antenna	Verdict
1	1493.800	38.27	-17.62	74.0	35.73	Peak	241.00	300	Vertical	Pass
1**	1493.800	29.15	-17.62	54.0	24.85	AV	241.00	300	Vertical	Pass
2	4147.400	49.35	-4.98	74.0	24.65	Peak	117.00	400	Vertical	Pass
2**	4147.400	39.37	-4.98	54.0	14.63	AV	117.00	400	Vertical	Pass
3	5501.400	105.21	-2.34	--	--	Peak	136.00	150	Vertical	N/A
3**	5501.400	98.12	-2.34	--	--	AV	136.00	150	Vertical	N/A
4	7332.925	49.87	-3.76	74.0	24.13	Peak	360.00	400	Vertical	Pass
4**	7332.925	40.18	-3.76	54.0	13.82	AV	360.00	400	Vertical	Pass
5	12303.513	53.41	1.41	74.0	20.59	Peak	360.00	150	Vertical	Pass
5**	12303.513	43.70	1.41	54.0	10.30	AV	360.00	150	Vertical	Pass
6	15998.963	55.75	0.27	74.0	18.25	Peak	234.00	200	Vertical	Pass
6**	15998.963	45.01	0.27	54.0	8.99	AV	234.00	200	Vertical	Pass

11n20, U-NII-2C, 1 GHz to 18 GHz, Middle Channel, ANT H

No.	Frequency (MHz)	Results (dBuV/m)	Factor (dB)	Limit (dBuV/m)	Margin (dB)	Detector	Table (Degree)	Height (cm)	Antenna	Verdict
1	1603.600	38.73	-17.75	74.0	35.27	Peak	253.00	200	Horizontal	Pass
1**	1603.600	28.84	-17.75	54.0	25.16	AV	253.00	200	Horizontal	Pass
2	4099.000	49.23	-5.30	74.0	24.77	Peak	116.00	200	Horizontal	Pass
2**	4099.000	39.46	-5.30	54.0	14.54	AV	116.00	200	Horizontal	Pass
3	5581.400	110.48	-1.87	--	--	Peak	343.00	200	Horizontal	N/A
3**	5581.400	103.29	-1.87	--	--	AV	343.00	200	Horizontal	N/A
4	7347.875	49.41	-3.18	74.0	24.59	Peak	360.00	100	Horizontal	Pass
4**	7347.875	41.67	-3.18	54.0	12.33	AV	360.00	100	Horizontal	Pass
5	11951.037	53.19	1.35	74.0	20.81	Peak	207.00	100	Horizontal	Pass
5**	11951.037	43.20	1.35	54.0	10.80	AV	207.00	100	Horizontal	Pass
6	15620.700	55.85	1.64	74.0	18.15	Peak	197.00	200	Horizontal	Pass
6**	15620.700	46.39	1.64	54.0	7.61	AV	197.00	200	Horizontal	Pass

11n20, U-NII-2C, 1 GHz to 18 GHz, Middle Channel, ANT V

No.	Frequency (MHz)	Results (dBuV/m)	Factor (dB)	Limit (dBuV/m)	Margin (dB)	Detector	Table (Degree)	Height (cm)	Antenna	Verdict
1	1582.300	38.23	-17.37	74.0	35.77	Peak	7.00	300	Vertical	Pass
1**	1582.300	29.49	-17.37	54.0	24.51	AV	7.00	300	Vertical	Pass
2	4334.200	49.52	-4.47	74.0	24.48	Peak	176.00	400	Vertical	Pass
2**	4334.200	39.23	-4.47	54.0	14.77	AV	176.00	400	Vertical	Pass
3	5581.000	103.94	-1.85	--	--	Peak	136.00	200	Vertical	N/A
3**	5581.000	97.53	-1.85	--	--	AV	136.00	200	Vertical	N/A
4	7712.138	48.99	-2.40	74.0	25.01	Peak	317.00	300	Vertical	Pass
4**	7712.138	39.25	-2.40	54.0	14.75	AV	317.00	300	Vertical	Pass
5	11937.237	53.03	1.69	74.0	20.97	Peak	284.00	100	Vertical	Pass
5**	11937.237	43.22	1.69	54.0	10.78	AV	284.00	100	Vertical	Pass
6	15673.463	55.93	1.50	74.0	18.07	Peak	109.00	300	Vertical	Pass
6**	15673.463	45.92	1.50	54.0	8.08	AV	109.00	300	Vertical	Pass

11n20, U-NII-2C, 1 GHz to 18 GHz, High Channel, ANT H

No.	Frequency (MHz)	Results (dBuV/m)	Factor (dB)	Limit (dBuV/m)	Margin (dB)	Detector	Table (Degree)	Height (cm)	Antenna	Verdict
1	1544.100	38.53	-17.30	74.0	35.47	Peak	37.00	200	Horizontal	Pass
1**	1544.100	28.88	-17.30	54.0	25.12	AV	37.00	200	Horizontal	Pass
2	4355.000	49.81	-3.87	74.0	24.19	Peak	342.00	300	Horizontal	Pass
2**	4355.000	40.32	-3.87	54.0	13.68	AV	342.00	300	Horizontal	Pass
3	5701.400	110.13	-1.50	--	--	Peak	353.00	200	Horizontal	N/A
3**	5701.400	103.11	-1.50	--	--	AV	353.00	200	Horizontal	N/A
4	7694.600	49.69	-1.97	74.0	24.31	Peak	271.00	400	Horizontal	Pass
4**	7694.600	40.83	-1.97	54.0	13.17	AV	271.00	400	Horizontal	Pass
5	12450.713	53.32	1.89	74.0	20.68	Peak	319.00	200	Horizontal	Pass
5**	12450.713	43.69	1.89	54.0	10.31	AV	319.00	200	Horizontal	Pass
6	15637.500	55.89	1.45	74.0	18.11	Peak	286.00	200	Horizontal	Pass
6**	15637.500	46.10	1.45	54.0	7.90	AV	286.00	200	Horizontal	Pass

11n20, U-NII-2C, 1 GHz to 18 GHz, High Channel, ANT V

No.	Frequency (MHz)	Results (dBuV/m)	Factor (dB)	Limit (dBuV/m)	Margin (dB)	Detector	Table (Degree)	Height (cm)	Antenna	Verdict
1	1465.000	38.51	-17.50	74.0	35.49	Peak	91.00	200	Vertical	Pass
1**	1465.000	29.17	-17.50	54.0	24.83	AV	91.00	200	Vertical	Pass
2	4285.600	49.32	-4.96	74.0	24.68	Peak	300.00	200	Vertical	Pass
2**	4285.600	39.59	-4.96	54.0	14.41	AV	300.00	200	Vertical	Pass
3	5701.200	103.99	-1.50	--	--	Peak	163.00	150	Vertical	N/A
3**	5701.200	96.81	-1.50	--	--	AV	163.00	150	Vertical	N/A
4	7344.425	50.09	-3.29	74.0	23.91	Peak	349.00	400	Vertical	Pass
4**	7344.425	40.47	-3.29	54.0	13.53	AV	349.00	400	Vertical	Pass
5	11940.112	53.61	1.68	74.0	20.39	Peak	174.00	200	Vertical	Pass
5**	11940.112	43.77	1.68	54.0	10.23	AV	174.00	200	Vertical	Pass
6	15852.225	55.58	1.27	74.0	18.42	Peak	252.00	100	Vertical	Pass
6**	15852.225	46.36	1.27	54.0	7.64	AV	252.00	100	Vertical	Pass

11n40, U-NII-2C, 1 GHz to 18 GHz, Low Channel, ANT H

No.	Frequency (MHz)	Results (dBuV/m)	Factor (dB)	Limit (dBuV/m)	Margin (dB)	Detector	Table (Degree)	Height (cm)	Antenna	Verdict
1	1568.600	38.60	-17.47	74.0	35.40	Peak	323.00	100	Horizontal	Pass
1**	1568.600	29.21	-17.47	54.0	24.79	AV	323.00	100	Horizontal	Pass
2	4356.600	49.90	-3.99	74.0	24.10	Peak	281.00	100	Horizontal	Pass
2**	4356.600	39.80	-3.99	54.0	14.20	AV	281.00	100	Horizontal	Pass
3	5508.400	107.10	-2.51	--	--	Peak	4.00	200	Horizontal	N/A
3**	5508.400	100.25	-2.51	--	--	AV	4.00	200	Horizontal	N/A
4	7349.887	49.45	-3.31	74.0	24.55	Peak	360.00	100	Horizontal	Pass
4**	7349.887	40.80	-3.31	54.0	13.20	AV	360.00	100	Horizontal	Pass
5	12605.963	52.64	1.91	74.0	21.36	Peak	44.00	200	Horizontal	Pass
5**	12605.963	43.31	1.91	54.0	10.69	AV	44.00	200	Horizontal	Pass
6	15842.513	55.99	1.41	74.0	18.01	Peak	72.00	400	Horizontal	Pass
6**	15842.513	46.64	1.41	54.0	7.36	AV	72.00	400	Horizontal	Pass

11n40, U-NII-2C, 1 GHz to 18 GHz, Low Channel, ANT V

No.	Frequency (MHz)	Results (dBuV/m)	Factor (dB)	Limit (dBuV/m)	Margin (dB)	Detector	Table (Degree)	Height (cm)	Antenna	Verdict
1	1529.100	38.88	-17.45	74.0	35.12	Peak	109.00	100	Vertical	Pass
1**	1529.100	29.16	-17.45	54.0	24.84	AV	109.00	100	Vertical	Pass
2	4364.400	49.51	-4.38	74.0	24.49	Peak	145.00	300	Vertical	Pass
2**	4364.400	40.28	-4.38	54.0	13.72	AV	145.00	300	Vertical	Pass
3	5514.800	101.83	-2.27	--	--	Peak	135.00	100	Vertical	N/A
3**	5514.800	94.28	-2.27	--	--	AV	135.00	100	Vertical	N/A
4	7359.663	49.76	-3.80	74.0	24.24	Peak	45.00	300	Vertical	Pass
4**	7359.663	40.65	-3.80	54.0	13.35	AV	45.00	300	Vertical	Pass
5	12275.338	53.07	1.63	74.0	20.93	Peak	319.00	200	Vertical	Pass
5**	12275.338	43.85	1.63	54.0	10.15	AV	319.00	200	Vertical	Pass
6	15844.350	56.51	1.38	74.0	17.49	Peak	253.00	300	Vertical	Pass
6**	15844.350	46.84	1.38	54.0	7.16	AV	253.00	300	Vertical	Pass

11n40, U-NII-2C, 1 GHz to 18 GHz, Middle Channel, ANT H

No.	Frequency (MHz)	Results (dBuV/m)	Factor (dB)	Limit (dBuV/m)	Margin (dB)	Detector	Table (Degree)	Height (cm)	Antenna	Verdict
1	1617.400	38.35	-17.74	74.0	35.65	Peak	256.00	300	Horizontal	Pass
1**	1617.400	28.39	-17.74	54.0	25.61	AV	256.00	300	Horizontal	Pass
2	4112.800	49.30	-5.28	74.0	24.70	Peak	193.00	200	Horizontal	Pass
2**	4112.800	39.00	-5.28	54.0	15.00	AV	193.00	200	Horizontal	Pass
3	5591.800	107.10	-2.04	--	--	Peak	119.00	150	Horizontal	N/A
3**	5591.800	100.08	-2.04	--	--	AV	119.00	150	Horizontal	N/A
4	7688.275	49.04	-2.18	74.0	24.96	Peak	64.00	200	Horizontal	Pass
4**	7688.275	40.17	-2.18	54.0	13.83	AV	64.00	200	Horizontal	Pass
5	12301.787	53.22	1.44	74.0	20.78	Peak	353.00	150	Horizontal	Pass
5**	12301.787	43.21	1.44	54.0	10.79	AV	353.00	150	Horizontal	Pass
6	16033.875	55.86	0.74	74.0	18.14	Peak	150.00	200	Horizontal	Pass
6**	16033.875	46.19	0.74	54.0	7.81	AV	150.00	200	Horizontal	Pass

11n40, U-NII-2C, 1 GHz to 18 GHz, Middle Channel, ANT V

No.	Frequency (MHz)	Results (dBuV/m)	Factor (dB)	Limit (dBuV/m)	Margin (dB)	Detector	Table (Degree)	Height (cm)	Antenna	Verdict
1	1504.900	38.55	-17.39	74.0	35.45	Peak	212.00	400	Vertical	Pass
1**	1504.900	28.94	-17.39	54.0	25.06	AV	212.00	400	Vertical	Pass
2	4348.000	49.66	-3.90	74.0	24.34	Peak	258.00	200	Vertical	Pass
2**	4348.000	39.95	-3.90	54.0	14.05	AV	258.00	200	Vertical	Pass
3	5585.400	101.03	-1.88	--	--	Peak	132.00	150	Vertical	N/A
3**	5585.400	93.36	-1.88	--	--	AV	132.00	150	Vertical	N/A
4	7345.000	48.98	-3.33	74.0	25.02	Peak	177.00	100	Vertical	Pass
4**	7345.000	40.58	-3.33	54.0	13.42	AV	177.00	100	Vertical	Pass
5	12259.237	52.71	1.06	74.0	21.29	Peak	341.00	100	Vertical	Pass
5**	12259.237	43.51	1.06	54.0	10.49	AV	341.00	100	Vertical	Pass
6	15820.724	55.79	1.84	74.0	18.21	Peak	288.00	400	Vertical	Pass
6**	15820.724	46.63	1.84	54.0	7.37	AV	288.00	400	Vertical	Pass

11n40, U-NII-2C, 1 GHz to 18 GHz, High Channel, ANT H

No.	Frequency (MHz)	Results (dBuV/m)	Factor (dB)	Limit (dBuV/m)	Margin (dB)	Detector	Table (Degree)	Height (cm)	Antenna	Verdict
1	1452.300	38.51	-17.53	74.0	35.49	Peak	192.00	100	Horizontal	Pass
1**	1452.300	28.22	-17.53	54.0	25.78	AV	192.00	100	Horizontal	Pass
2	4206.200	49.54	-4.75	74.0	24.46	Peak	0.00	300	Horizontal	Pass
2**	4206.200	38.86	-4.75	54.0	15.14	AV	0.00	300	Horizontal	Pass
3	5671.400	107.61	-2.16	--	--	Peak	117.00	100	Horizontal	N/A
3**	5671.400	99.93	-2.16	--	--	AV	117.00	100	Horizontal	N/A
4	7347.875	49.28	-3.18	74.0	24.72	Peak	12.00	200	Horizontal	Pass
4**	7347.875	40.63	-3.18	54.0	13.37	AV	12.00	200	Horizontal	Pass
5	12333.700	53.11	1.36	74.0	20.89	Peak	81.00	100	Horizontal	Pass
5**	12333.700	43.86	1.36	54.0	10.14	AV	81.00	100	Horizontal	Pass
6	16188.488	55.39	1.56	74.0	18.61	Peak	252.00	100	Horizontal	Pass
6**	16188.488	46.07	1.56	54.0	7.93	AV	252.00	100	Horizontal	Pass

11n40, U-NII-2C, 1 GHz to 18 GHz, High Channel, ANT V

No.	Frequency (MHz)	Results (dBuV/m)	Factor (dB)	Limit (dBuV/m)	Margin (dB)	Detector	Table (Degree)	Height (cm)	Antenna	Verdict
1	1438.300	38.86	-17.49	74.0	35.14	Peak	124.00	100	Vertical	Pass
1**	1438.300	28.99	-17.49	54.0	25.01	AV	124.00	100	Vertical	Pass
2	4360.000	48.92	-4.18	74.0	25.08	Peak	180.00	200	Vertical	Pass
2**	4360.000	40.30	-4.18	54.0	13.70	AV	180.00	200	Vertical	Pass
3	5666.800	100.69	-2.24	--	--	Peak	118.00	200	Vertical	N/A
3**	5666.800	92.92	-2.24	--	--	AV	118.00	200	Vertical	N/A
4	7293.538	48.99	-3.12	74.0	25.01	Peak	124.00	200	Vertical	Pass
4**	7293.538	40.17	-3.12	54.0	13.83	AV	124.00	200	Vertical	Pass
5	11223.663	52.83	-0.22	74.0	21.17	Peak	92.00	100	Vertical	Pass
5**	11223.663	44.45	-0.22	54.0	9.55	AV	92.00	100	Vertical	Pass
6	15857.212	55.83	1.08	74.0	18.17	Peak	216.00	300	Vertical	Pass
6**	15857.212	46.10	1.08	54.0	7.90	AV	216.00	300	Vertical	Pass

11ac20, U-NII-2C, 1 GHz to 18 GHz, Low Channel, ANT H

No.	Frequency (MHz)	Results (dBuV/m)	Factor (dB)	Limit (dBuV/m)	Margin (dB)	Detector	Table (Degree)	Height (cm)	Antenna	Verdict
1	1472.500	38.70	-17.65	74.0	35.30	Peak	66.00	400	Horizontal	Pass
1**	1472.500	29.06	-17.65	54.0	24.94	AV	66.00	400	Horizontal	Pass
2	4351.000	49.13	-3.66	74.0	24.87	Peak	343.00	200	Horizontal	Pass
2**	4351.000	40.33	-3.66	54.0	13.67	AV	343.00	200	Horizontal	Pass
3	5497.000	110.48	-2.21	--	--	Peak	6.00	150	Horizontal	N/A
3**	5497.000	102.28	-2.21	--	--	AV	6.00	150	Horizontal	N/A
4	7722.775	49.49	-2.96	74.0	24.51	Peak	300.00	300	Horizontal	Pass
4**	7722.775	39.71	-2.96	54.0	14.29	AV	300.00	300	Horizontal	Pass
5	12358.138	52.61	1.17	74.0	21.39	Peak	268.00	200	Horizontal	Pass
5**	12358.138	43.00	1.17	54.0	11.00	AV	268.00	200	Horizontal	Pass
6	15845.662	55.90	1.36	74.0	18.10	Peak	0.00	400	Horizontal	Pass
6**	15845.662	46.59	1.36	54.0	7.41	AV	0.00	400	Horizontal	Pass

11ac20, U-NII-2C, 1 GHz to 18 GHz, Low Channel, ANT V

No.	Frequency (MHz)	Results (dBuV/m)	Factor (dB)	Limit (dBuV/m)	Margin (dB)	Detector	Table (Degree)	Height (cm)	Antenna	Verdict
1	1450.500	38.62	-17.46	74.0	35.38	Peak	255.00	400	Vertical	Pass
1**	1450.500	29.03	-17.46	54.0	24.97	AV	255.00	400	Vertical	Pass
2	4294.600	49.04	-5.33	74.0	24.96	Peak	46.00	100	Vertical	Pass
2**	4294.600	39.23	-5.33	54.0	14.77	AV	46.00	100	Vertical	Pass
3	5499.000	105.88	-2.27	--	--	Peak	138.00	100	Vertical	N/A
3**	5499.000	99.22	-2.27	--	--	AV	138.00	100	Vertical	N/A
4	7347.013	49.70	-3.29	74.0	24.30	Peak	155.00	400	Vertical	Pass
4**	7347.013	40.77	-3.29	54.0	13.23	AV	155.00	400	Vertical	Pass
5	12261.537	53.18	1.14	74.0	20.82	Peak	92.00	100	Vertical	Pass
5**	12261.537	43.70	1.14	54.0	10.30	AV	92.00	100	Vertical	Pass
6	15808.125	56.01	2.20	74.0	17.99	Peak	29.00	100	Vertical	Pass
6**	15808.125	46.38	2.20	54.0	7.62	AV	29.00	100	Vertical	Pass

11ac20, U-NII-2C, 1 GHz to 18 GHz, Middle Channel, ANT H

No.	Frequency (MHz)	Results (dBuV/m)	Factor (dB)	Limit (dBuV/m)	Margin (dB)	Detector	Table (Degree)	Height (cm)	Antenna	Verdict
1	1576.300	38.19	-17.48	74.0	35.81	Peak	145.00	100	Horizontal	Pass
1**	1576.300	29.44	-17.48	54.0	24.56	AV	145.00	100	Horizontal	Pass
2	4292.000	49.39	-5.46	74.0	24.61	Peak	167.00	300	Horizontal	Pass
2**	4292.000	38.92	-5.46	54.0	15.08	AV	167.00	300	Horizontal	Pass
3	5581.400	109.34	-1.87	--	--	Peak	0.00	100	Horizontal	N/A
3**	5581.400	102.30	-1.87	--	--	AV	0.00	100	Horizontal	N/A
4	7389.562	49.37	-3.77	74.0	24.63	Peak	0.00	100	Horizontal	Pass
4**	7389.562	40.15	-3.77	54.0	13.85	AV	0.00	100	Horizontal	Pass
5	12347.500	52.86	1.25	74.0	21.14	Peak	61.00	150	Horizontal	Pass
5**	12347.500	43.10	1.25	54.0	10.90	AV	61.00	150	Horizontal	Pass
6	15860.888	55.96	0.91	74.0	18.04	Peak	0.00	400	Horizontal	Pass
6**	15860.888	46.57	0.91	54.0	7.43	AV	0.00	400	Horizontal	Pass

11ac20, U-NII-2C, 1 GHz to 18 GHz, Middle Channel, ANT V

No.	Frequency (MHz)	Results (dBuV/m)	Factor (dB)	Limit (dBuV/m)	Margin (dB)	Detector	Table (Degree)	Height (cm)	Antenna	Verdict
1	1595.100	38.26	-17.72	74.0	35.74	Peak	94.00	300	Vertical	Pass
1**	1595.100	28.71	-17.72	54.0	25.29	AV	94.00	300	Vertical	Pass
2	4369.000	49.56	-4.60	74.0	24.44	Peak	178.00	200	Vertical	Pass
2**	4369.000	40.23	-4.60	54.0	13.77	AV	178.00	200	Vertical	Pass
3	5576.600	104.11	-1.85	--	--	Peak	127.00	100	Vertical	N/A
3**	5576.600	95.32	-1.85	--	--	AV	127.00	100	Vertical	N/A
4	7394.737	49.87	-3.74	74.0	24.13	Peak	78.00	300	Vertical	Pass
4**	7394.737	39.91	-3.74	54.0	14.09	AV	78.00	300	Vertical	Pass
5	12240.838	52.89	1.06	74.0	21.11	Peak	222.00	150	Vertical	Pass
5**	12240.838	42.87	1.06	54.0	11.13	AV	222.00	150	Vertical	Pass
6	15627.787	55.54	1.71	74.0	18.46	Peak	181.00	400	Vertical	Pass
6**	15627.787	46.06	1.71	54.0	7.94	AV	181.00	400	Vertical	Pass

11ac20, U-NII-2C, 1 GHz to 18 GHz, High Channel, ANT H

No.	Frequency (MHz)	Results (dBuV/m)	Factor (dB)	Limit (dBuV/m)	Margin (dB)	Detector	Table (Degree)	Height (cm)	Antenna	Verdict
1	1440.800	38.03	-17.38	74.0	35.97	Peak	348.00	400	Horizontal	Pass
1**	1440.800	28.75	-17.38	54.0	25.25	AV	348.00	400	Horizontal	Pass
2	4355.600	49.25	-3.91	74.0	24.75	Peak	313.00	400	Horizontal	Pass
2**	4355.600	41.56	-3.91	54.0	12.44	AV	313.00	400	Horizontal	Pass
3	5700.000	110.46	-1.48	--	--	Peak	118.00	100	Horizontal	N/A
3**	5700.000	101.85	-1.48	--	--	AV	118.00	100	Horizontal	N/A
4	7376.337	49.17	-3.82	74.0	24.83	Peak	190.00	400	Horizontal	Pass
4**	7376.337	39.55	-3.82	54.0	14.45	AV	190.00	400	Horizontal	Pass
5	12365.038	52.58	1.20	74.0	21.42	Peak	360.00	200	Horizontal	Pass
5**	12365.038	42.52	1.20	54.0	11.48	AV	360.00	200	Horizontal	Pass
6	15376.575	55.49	0.11	74.0	18.51	Peak	0.00	300	Horizontal	Pass
6**	15376.575	45.33	0.11	54.0	8.67	AV	0.00	300	Horizontal	Pass

11ac20, U-NII-2C, 1 GHz to 18 GHz, High Channel, ANT V

No.	Frequency (MHz)	Results (dBuV/m)	Factor (dB)	Limit (dBuV/m)	Margin (dB)	Detector	Table (Degree)	Height (cm)	Antenna	Verdict
1	1485.400	38.72	-17.58	74.0	35.28	Peak	181.00	200	Vertical	Pass
1**	1485.400	28.76	-17.58	54.0	25.24	AV	181.00	200	Vertical	Pass
2	4351.000	48.79	-3.66	74.0	25.21	Peak	61.00	200	Vertical	Pass
2**	4351.000	40.54	-3.66	54.0	13.46	AV	61.00	200	Vertical	Pass
3	5701.000	103.24	-1.49	--	--	Peak	122.00	100	Vertical	N/A
3**	5701.000	96.06	-1.49	--	--	AV	122.00	100	Vertical	N/A
4	7665.850	49.58	-2.33	74.0	24.42	Peak	141.00	100	Vertical	Pass
4**	7665.850	39.92	-2.33	54.0	14.08	AV	141.00	100	Vertical	Pass
5	12263.838	52.97	1.24	74.0	21.03	Peak	349.00	100	Vertical	Pass
5**	12263.838	43.11	1.24	54.0	10.89	AV	349.00	100	Vertical	Pass
6	15841.200	55.55	1.43	74.0	18.45	Peak	144.00	100	Vertical	Pass
6**	15841.200	46.84	1.43	54.0	7.16	AV	144.00	100	Vertical	Pass

11ac40, U-NII-2C, 1 GHz to 18 GHz, Low Channel, ANT H

No.	Frequency (MHz)	Results (dBuV/m)	Factor (dB)	Limit (dBuV/m)	Margin (dB)	Detector	Table (Degree)	Height (cm)	Antenna	Verdict
1	1444.300	38.35	-17.29	74.0	35.65	Peak	330.00	400	Horizontal	Pass
1**	1444.300	29.52	-17.29	54.0	24.48	AV	330.00	400	Horizontal	Pass
2	4182.800	49.13	-5.01	74.0	24.87	Peak	0.00	100	Horizontal	Pass
2**	4182.800	39.23	-5.01	54.0	14.77	AV	0.00	100	Horizontal	Pass
3	5506.000	110.26	-2.36	--	--	Peak	0.00	100	Horizontal	N/A
3**	5506.000	103.59	-2.36	--	--	AV	0.00	100	Horizontal	N/A
4	7672.175	49.18	-2.29	74.0	24.82	Peak	0.00	400	Horizontal	Pass
4**	7672.175	40.35	-2.29	54.0	13.65	AV	0.00	400	Horizontal	Pass
5	12487.800	53.60	1.66	74.0	20.40	Peak	251.00	150	Horizontal	Pass
5**	12487.800	42.81	1.66	54.0	11.19	AV	251.00	150	Horizontal	Pass
6	15842.775	56.65	1.40	74.0	17.35	Peak	0.00	200	Horizontal	Pass
6**	15842.775	46.61	1.40	54.0	7.39	AV	0.00	200	Horizontal	Pass

11ac40, U-NII-2C, 1 GHz to 18 GHz, Low Channel, ANT V

No.	Frequency (MHz)	Results (dBuV/m)	Factor (dB)	Limit (dBuV/m)	Margin (dB)	Detector	Table (Degree)	Height (cm)	Antenna	Verdict
1	1599.400	38.26	-17.83	74.0	35.74	Peak	264.00	400	Vertical	Pass
1**	1599.400	28.52	-17.83	54.0	25.48	AV	264.00	400	Vertical	Pass
2	4386.000	49.00	-4.68	74.0	25.00	Peak	199.00	300	Vertical	Pass
2**	4386.000	39.67	-4.68	54.0	14.33	AV	199.00	300	Vertical	Pass
3	5505.400	105.13	-2.36	--	--	Peak	128.00	200	Vertical	N/A
3**	5505.400	97.27	-2.36	--	--	AV	128.00	200	Vertical	N/A
4	7294.975	49.15	-3.05	74.0	24.85	Peak	187.00	300	Vertical	Pass
4**	7294.975	39.47	-3.05	54.0	14.53	AV	187.00	300	Vertical	Pass
5	12437.775	52.75	1.74	74.0	21.25	Peak	0.00	100	Vertical	Pass
5**	12437.775	43.33	1.74	54.0	10.67	AV	0.00	100	Vertical	Pass
6	15510.187	55.91	1.44	74.0	18.09	Peak	143.00	200	Vertical	Pass
6**	15510.187	46.16	1.44	54.0	7.84	AV	143.00	200	Vertical	Pass

11ac40, U-NII-2C, 1 GHz to 18 GHz, Middle Channel, ANT H

No.	Frequency (MHz)	Results (dBuV/m)	Factor (dB)	Limit (dBuV/m)	Margin (dB)	Detector	Table (Degree)	Height (cm)	Antenna	Verdict
1	1616.200	38.84	-17.77	74.0	35.16	Peak	360.00	400	Horizontal	Pass
1**	1616.200	28.23	-17.77	54.0	25.77	AV	360.00	400	Horizontal	Pass
2	4344.000	49.36	-4.21	74.0	24.64	Peak	47.00	200	Horizontal	Pass
2**	4344.000	39.83	-4.21	54.0	14.17	AV	47.00	200	Horizontal	Pass
3	5588.400	107.72	-1.97	--	--	Peak	5.00	100	Horizontal	N/A
3**	5588.400	100.89	-1.97	--	--	AV	5.00	100	Horizontal	N/A
4	7295.550	49.37	-2.99	74.0	24.63	Peak	148.00	300	Horizontal	Pass
4**	7295.550	39.59	-2.99	54.0	14.41	AV	148.00	300	Horizontal	Pass
5	12064.888	53.32	0.89	74.0	20.68	Peak	183.00	100	Horizontal	Pass
5**	12064.888	42.73	0.89	54.0	11.27	AV	183.00	100	Horizontal	Pass
6	15393.375	55.81	0.63	74.0	18.19	Peak	114.00	200	Horizontal	Pass
6**	15393.375	45.92	0.63	54.0	8.08	AV	114.00	200	Horizontal	Pass

11ac40, U-NII-2C, 1 GHz to 18 GHz, Middle Channel, ANT V

No.	Frequency (MHz)	Results (dBuV/m)	Factor (dB)	Limit (dBuV/m)	Margin (dB)	Detector	Table (Degree)	Height (cm)	Antenna	Verdict
1	1529.100	38.14	-17.45	74.0	35.86	Peak	49.00	400	Vertical	Pass
1**	1529.100	29.91	-17.45	54.0	24.09	AV	49.00	400	Vertical	Pass
2	4273.800	49.19	-4.39	74.0	24.81	Peak	201.00	400	Vertical	Pass
2**	4273.800	39.94	-4.39	54.0	14.06	AV	201.00	400	Vertical	Pass
3	5588.200	100.97	-1.94	--	--	Peak	116.00	200	Vertical	N/A
3**	5588.200	93.17	-1.94	--	--	AV	116.00	200	Vertical	N/A
4	7682.812	49.58	-2.35	74.0	24.42	Peak	148.00	300	Vertical	Pass
4**	7682.812	40.63	-2.35	54.0	13.37	AV	148.00	300	Vertical	Pass
5	12331.688	53.79	1.39	74.0	20.21	Peak	48.00	100	Vertical	Pass
5**	12331.688	44.16	1.39	54.0	9.84	AV	48.00	100	Vertical	Pass
6	15852.488	55.90	1.26	74.0	18.10	Peak	267.00	300	Vertical	Pass
6**	15852.488	46.59	1.26	54.0	7.41	AV	267.00	300	Vertical	Pass

11ac40, U-NII-2C, 1 GHz to 18 GHz, High Channel, ANT H

No.	Frequency (MHz)	Results (dBuV/m)	Factor (dB)	Limit (dBuV/m)	Margin (dB)	Detector	Table (Degree)	Height (cm)	Antenna	Verdict
1	1446.800	38.47	-17.24	74.0	35.53	Peak	187.00	400	Horizontal	Pass
1**	1446.800	28.96	-17.24	54.0	25.04	AV	187.00	400	Horizontal	Pass
2	4371.600	49.41	-4.23	74.0	24.59	Peak	244.00	100	Horizontal	Pass
2**	4371.600	40.25	-4.23	54.0	13.75	AV	244.00	100	Horizontal	Pass
3	5671.400	107.59	-2.16	--	--	Peak	116.00	200	Horizontal	N/A
3**	5671.400	99.90	-2.16	--	--	AV	116.00	200	Horizontal	N/A
4	7342.700	49.71	-3.37	74.0	24.29	Peak	130.00	200	Horizontal	Pass
4**	7342.700	41.56	-3.37	54.0	12.44	AV	130.00	200	Horizontal	Pass
5	11933.500	52.83	1.65	74.0	21.17	Peak	212.00	100	Horizontal	Pass
5**	11933.500	43.79	1.65	54.0	10.21	AV	212.00	100	Horizontal	Pass
6	15617.549	56.01	1.56	74.0	17.99	Peak	229.00	400	Horizontal	Pass
6**	15617.549	46.42	1.56	54.0	7.58	AV	229.00	400	Horizontal	Pass

11ac40, U-NII-2C, 1 GHz to 18 GHz, High Channel, ANT V

No.	Frequency (MHz)	Results (dBuV/m)	Factor (dB)	Limit (dBuV/m)	Margin (dB)	Detector	Table (Degree)	Height (cm)	Antenna	Verdict
1	1567.600	38.85	-17.49	74.0	35.15	Peak	21.00	300	Vertical	Pass
1**	1567.600	29.38	-17.49	54.0	24.62	AV	21.00	300	Vertical	Pass
2	4234.000	49.31	-4.74	74.0	24.69	Peak	277.00	400	Vertical	Pass
2**	4234.000	39.85	-4.74	54.0	14.15	AV	277.00	400	Vertical	Pass
3	5673.000	100.44	-2.09	--	--	Peak	117.00	100	Vertical	N/A
3**	5673.000	92.80	-2.09	--	--	AV	117.00	100	Vertical	N/A
4	7693.450	49.26	-1.98	74.0	24.74	Peak	135.00	300	Vertical	Pass
4**	7693.450	40.17	-1.98	54.0	13.83	AV	135.00	300	Vertical	Pass
5	12318.175	52.68	1.42	74.0	21.32	Peak	285.00	200	Vertical	Pass
5**	12318.175	43.63	1.42	54.0	10.37	AV	285.00	200	Vertical	Pass
6	15796.312	56.56	2.21	74.0	17.44	Peak	189.00	100	Vertical	Pass
6**	15796.312	47.29	2.21	54.0	6.71	AV	189.00	100	Vertical	Pass

11ac80, U-NII-2C, 1 GHz to 18 GHz, Low Channel, ANT H

No.	Frequency (MHz)	Results (dBuV/m)	Factor (dB)	Limit (dBuV/m)	Margin (dB)	Detector	Table (Degree)	Height (cm)	Antenna	Verdict
1	1491.200	39.01	-17.56	74.0	34.99	Peak	185.00	100	Horizontal	Pass
1**	1491.200	29.22	-17.56	54.0	24.78	AV	185.00	100	Horizontal	Pass
2	4208.200	49.98	-4.94	74.0	24.02	Peak	308.00	100	Horizontal	Pass
2**	4208.200	39.23	-4.94	54.0	14.77	AV	308.00	100	Horizontal	Pass
3	5535.400	105.24	-1.46	--	--	Peak	0.00	100	Horizontal	N/A
3**	5535.400	97.81	-1.46	--	--	AV	0.00	100	Horizontal	N/A
4	7388.987	49.53	-3.76	74.0	24.47	Peak	360.00	300	Horizontal	Pass
4**	7388.987	40.54	-3.76	54.0	13.46	AV	360.00	300	Horizontal	Pass
5	12617.463	53.44	1.83	74.0	20.56	Peak	359.00	100	Horizontal	Pass
5**	12617.463	44.26	1.83	54.0	9.74	AV	359.00	100	Horizontal	Pass
6	16095.825	55.91	1.30	74.0	18.09	Peak	0.00	400	Horizontal	Pass
6**	16095.825	47.16	1.30	54.0	6.84	AV	0.00	400	Horizontal	Pass

11ac80, U-NII-2C, 1 GHz to 18 GHz, Low Channel, ANT V

No.	Frequency (MHz)	Results (dBuV/m)	Factor (dB)	Limit (dBuV/m)	Margin (dB)	Detector	Table (Degree)	Height (cm)	Antenna	Verdict
1	1553.200	38.42	-17.33	74.0	35.58	Peak	0.00	400	Vertical	Pass
1**	1553.200	29.12	-17.33	54.0	24.88	AV	0.00	400	Vertical	Pass
2	4209.400	49.75	-4.99	74.0	24.25	Peak	330.00	200	Vertical	Pass
2**	4209.400	39.56	-4.99	54.0	14.44	AV	330.00	200	Vertical	Pass
3	5536.800	100.29	-1.55	--	--	Peak	130.00	100	Vertical	N/A
3**	5536.800	93.06	-1.55	--	--	AV	130.00	100	Vertical	N/A
4	7347.013	49.71	-3.29	74.0	24.29	Peak	188.00	400	Vertical	Pass
4**	7347.013	41.18	-3.29	54.0	12.82	AV	188.00	400	Vertical	Pass
5	12352.099	53.24	1.20	74.0	20.76	Peak	85.00	150	Vertical	Pass
5**	12352.099	43.29	1.20	54.0	10.71	AV	85.00	150	Vertical	Pass
6	16095.300	55.80	1.32	74.0	18.20	Peak	243.00	200	Vertical	Pass
6**	16095.300	46.78	1.32	54.0	7.22	AV	243.00	200	Vertical	Pass

11ac80, U-NII-2C, 1 GHz to 18 GHz, High Channel, ANT H

No.	Frequency (MHz)	Results (dBuV/m)	Factor (dB)	Limit (dBuV/m)	Margin (dB)	Detector	Table (Degree)	Height (cm)	Antenna	Verdict
1	1499.700	38.33	-17.50	74.0	35.67	Peak	296.00	100	Horizontal	Pass
1**	1499.700	28.92	-17.50	54.0	25.08	AV	296.00	100	Horizontal	Pass
2	4357.400	49.20	-4.09	74.0	24.80	Peak	351.00	100	Horizontal	Pass
2**	4357.400	40.37	-4.09	54.0	13.63	AV	351.00	100	Horizontal	Pass
3	5612.000	104.89	-2.27	--	--	Peak	340.00	200	Horizontal	N/A
3**	5612.000	97.18	-2.27	--	--	AV	340.00	200	Horizontal	N/A
4	7293.825	49.80	-3.11	74.0	24.20	Peak	352.00	400	Horizontal	Pass
4**	7293.825	40.19	-3.11	54.0	13.81	AV	352.00	400	Horizontal	Pass
5	12596.187	53.10	1.81	74.0	20.90	Peak	131.00	150	Horizontal	Pass
5**	12596.187	43.37	1.81	54.0	10.63	AV	131.00	150	Horizontal	Pass
6	15837.000	56.21	1.45	74.0	17.79	Peak	149.00	400	Horizontal	Pass
6**	15837.000	46.41	1.45	54.0	7.59	AV	149.00	400	Horizontal	Pass

11ac80, U-NII-2C, 1 GHz to 18 GHz, High Channel, ANT V

No.	Frequency (MHz)	Results (dBuV/m)	Factor (dB)	Limit (dBuV/m)	Margin (dB)	Detector	Table (Degree)	Height (cm)	Antenna	Verdict
1	1451.200	38.38	-17.50	74.0	35.62	Peak	77.00	100	Vertical	Pass
1**	1451.200	29.20	-17.50	54.0	24.80	AV	77.00	100	Vertical	Pass
2	4354.600	49.53	-3.85	74.0	24.47	Peak	197.00	200	Vertical	Pass
2**	4354.600	40.40	-3.85	54.0	13.60	AV	197.00	200	Vertical	Pass
3	5607.800	98.05	-2.41	--	--	Peak	120.00	100	Vertical	N/A
3**	5607.800	90.70	-2.41	--	--	AV	120.00	100	Vertical	N/A
4	7347.588	49.56	-3.22	74.0	24.44	Peak	293.00	100	Vertical	Pass
4**	7347.588	40.68	-3.22	54.0	13.32	AV	293.00	100	Vertical	Pass
5	11925.450	53.15	1.52	74.0	20.85	Peak	221.00	150	Vertical	Pass
5**	11925.450	43.61	1.52	54.0	10.39	AV	221.00	150	Vertical	Pass
6	15846.450	55.94	1.36	74.0	18.06	Peak	55.00	400	Vertical	Pass
6**	15846.450	46.30	1.36	54.0	7.70	AV	55.00	400	Vertical	Pass

11a, U-NII-3, 1 GHz to 18 GHz, Low Channel, ANT H

No.	Frequency (MHz)	Results (dBuV/m)	Factor (dB)	Limit (dBuV/m)	Margin (dB)	Detector	Table (Degree)	Height (cm)	Antenna	Verdict
1	1539.500	39.35	-17.37	74.0	34.65	Peak	69.00	100	Horizontal	Pass
1**	1539.500	28.86	-17.37	54.0	25.14	AV	69.00	100	Horizontal	Pass
2	4352.800	49.83	-3.66	74.0	24.17	Peak	78.00	400	Horizontal	Pass
2**	4352.800	40.91	-3.66	54.0	13.09	AV	78.00	400	Horizontal	Pass
3	5743.600	110.37	-2.14	--	--	Peak	116.00	150	Horizontal	N/A
3**	5743.600	102.76	-2.14	--	--	AV	116.00	150	Horizontal	N/A
4	7338.675	49.82	-3.36	74.0	24.18	Peak	354.00	100	Horizontal	Pass
4**	7338.675	40.36	-3.36	54.0	13.64	AV	354.00	100	Horizontal	Pass
5	12313.000	53.09	1.39	74.0	20.91	Peak	119.00	100	Horizontal	Pass
5**	12313.000	44.25	1.39	54.0	9.75	AV	119.00	100	Horizontal	Pass
6	16186.651	55.92	1.55	74.0	18.08	Peak	226.00	400	Horizontal	Pass
6**	16186.651	47.09	1.55	54.0	6.91	AV	226.00	400	Horizontal	Pass

11a, U-NII-3, 1 GHz to 18 GHz, Low Channel, ANT V

No.	Frequency (MHz)	Results (dBuV/m)	Factor (dB)	Limit (dBuV/m)	Margin (dB)	Detector	Table (Degree)	Height (cm)	Antenna	Verdict
1	1545.000	38.23	-17.29	74.0	35.77	Peak	48.00	300	Vertical	Pass
1**	1545.000	29.10	-17.29	54.0	24.90	AV	48.00	300	Vertical	Pass
2	4282.000	49.04	-4.93	74.0	24.96	Peak	360.00	300	Vertical	Pass
2**	4282.000	39.65	-4.93	54.0	14.35	AV	360.00	300	Vertical	Pass
3	5744.000	103.60	-2.19	--	--	Peak	28.00	200	Vertical	N/A
3**	5744.000	96.55	-2.19	--	--	AV	28.00	200	Vertical	N/A
4	7403.937	50.60	-3.86	74.0	23.40	Peak	87.00	200	Vertical	Pass
4**	7403.937	39.77	-3.86	54.0	14.23	AV	87.00	200	Vertical	Pass
5	12248.887	53.33	0.97	74.0	20.67	Peak	305.00	150	Vertical	Pass
5**	12248.887	43.55	0.97	54.0	10.45	AV	305.00	150	Vertical	Pass
6	15665.063	56.47	1.34	74.0	17.53	Peak	343.00	400	Vertical	Pass
6**	15665.063	46.59	1.34	54.0	7.41	AV	343.00	400	Vertical	Pass

11a, U-NII-3, 1 GHz to 18 GHz, Middle Channel, ANT H

No.	Frequency (MHz)	Results (dBuV/m)	Factor (dB)	Limit (dBuV/m)	Margin (dB)	Detector	Table (Degree)	Height (cm)	Antenna	Verdict
1	1439.100	38.18	-17.48	74.0	35.82	Peak	64.00	200	Horizontal	Pass
1**	1439.100	29.13	-17.48	54.0	24.87	AV	64.00	200	Horizontal	Pass
2	4370.000	49.73	-4.43	74.0	24.27	Peak	352.00	200	Horizontal	Pass
2**	4370.000	40.89	-4.43	54.0	13.11	AV	352.00	200	Horizontal	Pass
3	5782.800	110.72	-1.92	--	--	Peak	129.00	100	Horizontal	N/A
3**	5782.800	102.41	-1.92	--	--	AV	129.00	100	Horizontal	N/A
4	7505.713	49.93	-3.18	74.0	24.07	Peak	349.00	400	Horizontal	Pass
4**	7505.713	40.72	-3.18	54.0	13.28	AV	349.00	400	Horizontal	Pass
5	12061.438	53.29	0.92	74.0	20.71	Peak	282.00	150	Horizontal	Pass
5**	12061.438	42.97	0.92	54.0	11.03	AV	282.00	150	Horizontal	Pass
6	15803.662	56.34	2.29	74.0	17.66	Peak	0.00	100	Horizontal	Pass
6**	15803.662	46.27	2.29	54.0	7.73	AV	0.00	100	Horizontal	Pass

11a, U-NII-3, 1 GHz to 18 GHz, Middle Channel, ANT V

No.	Frequency (MHz)	Results (dBuV/m)	Factor (dB)	Limit (dBuV/m)	Margin (dB)	Detector	Table (Degree)	Height (cm)	Antenna	Verdict
1	1447.600	38.56	-17.28	74.0	35.44	Peak	358.00	100	Vertical	Pass
1**	1447.600	30.04	-17.28	54.0	23.96	AV	358.00	100	Vertical	Pass
2	4354.200	49.36	-3.82	74.0	24.64	Peak	0.00	200	Vertical	Pass
2**	4354.200	40.09	-3.82	54.0	13.91	AV	0.00	200	Vertical	Pass
3	5786.400	103.74	-2.28	--	--	Peak	32.00	150	Vertical	N/A
3**	5786.400	96.37	-2.28	--	--	AV	32.00	150	Vertical	N/A
4	7344.425	49.59	-3.29	74.0	24.41	Peak	348.00	200	Vertical	Pass
4**	7344.425	41.26	-3.29	54.0	12.74	AV	348.00	200	Vertical	Pass
5	12244.287	53.29	1.02	74.0	20.71	Peak	31.00	200	Vertical	Pass
5**	12244.287	43.95	1.02	54.0	10.05	AV	31.00	200	Vertical	Pass
6	15794.475	55.71	2.15	74.0	18.29	Peak	133.00	400	Vertical	Pass
6**	15794.475	46.73	2.15	54.0	7.27	AV	133.00	400	Vertical	Pass

11a, U-NII-3, 1 GHz to 18 GHz, High Channel, ANT H

No.	Frequency (MHz)	Results (dBuV/m)	Factor (dB)	Limit (dBuV/m)	Margin (dB)	Detector	Table (Degree)	Height (cm)	Antenna	Verdict
1	1569.000	38.86	-17.52	74.0	35.14	Peak	43.00	100	Horizontal	Pass
1**	1569.000	28.71	-17.52	54.0	25.29	AV	43.00	100	Horizontal	Pass
2	4356.800	49.43	-4.02	74.0	24.57	Peak	169.00	300	Horizontal	Pass
2**	4356.800	40.31	-4.02	54.0	13.69	AV	169.00	300	Horizontal	Pass
3	5827.400	110.71	-2.26	--	--	Peak	127.00	200	Horizontal	N/A
3**	5827.400	102.87	-2.26	--	--	AV	127.00	200	Horizontal	N/A
4	7685.400	49.78	-2.27	74.0	24.22	Peak	29.00	100	Horizontal	Pass
4**	7685.400	39.40	-2.27	54.0	14.60	AV	29.00	100	Horizontal	Pass
5	12289.713	53.55	1.67	74.0	20.45	Peak	334.00	200	Horizontal	Pass
5**	12289.713	45.14	1.67	54.0	8.86	AV	334.00	200	Horizontal	Pass
6	16043.062	56.08	0.77	74.0	17.92	Peak	215.00	400	Horizontal	Pass
6**	16043.062	46.00	0.77	54.0	8.00	AV	215.00	400	Horizontal	Pass

11a, U-NII-3, 1 GHz to 18 GHz, High Channel, ANT V

No.	Frequency (MHz)	Results (dBuV/m)	Factor (dB)	Limit (dBuV/m)	Margin (dB)	Detector	Table (Degree)	Height (cm)	Antenna	Verdict
1	1444.100	38.51	-17.32	74.0	35.49	Peak	0.00	400	Vertical	Pass
1**	1444.100	29.14	-17.32	54.0	24.86	AV	0.00	400	Vertical	Pass
2	4353.200	50.09	-3.71	74.0	23.91	Peak	83.00	100	Vertical	Pass
2**	4353.200	40.49	-3.71	54.0	13.51	AV	83.00	100	Vertical	Pass
3	5826.400	103.17	-2.29	--	--	Peak	167.00	150	Vertical	N/A
3**	5826.400	96.21	-2.29	--	--	AV	167.00	150	Vertical	N/A
4	7385.250	49.32	-3.83	74.0	24.68	Peak	360.00	100	Vertical	Pass
4**	7385.250	40.19	-3.83	54.0	13.81	AV	360.00	100	Vertical	Pass
5	12602.512	53.80	1.91	74.0	20.20	Peak	191.00	100	Vertical	Pass
5**	12602.512	44.27	1.91	54.0	9.73	AV	191.00	100	Vertical	Pass
6	16072.463	55.94	1.44	74.0	18.06	Peak	253.00	300	Vertical	Pass
6**	16072.463	46.09	1.44	54.0	7.91	AV	253.00	300	Vertical	Pass

11n20, U-NII-3, 1 GHz to 18 GHz, Low Channel, ANT H

No.	Frequency (MHz)	Results (dBuV/m)	Factor (dB)	Limit (dBuV/m)	Margin (dB)	Detector	Table (Degree)	Height (cm)	Antenna	Verdict
1	1472.200	38.37	-17.61	74.0	35.63	Peak	213.00	100	Horizontal	Pass
1**	1472.200	28.81	-17.61	54.0	25.19	AV	213.00	100	Horizontal	Pass
2	4055.200	49.31	-5.00	74.0	24.69	Peak	259.00	200	Horizontal	Pass
2**	4055.200	39.50	-5.00	54.0	14.50	AV	259.00	200	Horizontal	Pass
3	5747.000	109.81	-2.14	--	--	Peak	126.00	200	Horizontal	N/A
3**	5747.000	102.34	-2.14	--	--	AV	126.00	200	Horizontal	N/A
4	7353.050	49.91	-3.53	74.0	24.09	Peak	93.00	300	Horizontal	Pass
4**	7353.050	41.56	-3.53	54.0	12.44	AV	93.00	300	Horizontal	Pass
5	12424.263	53.00	1.43	74.0	21.00	Peak	316.00	100	Horizontal	Pass
5**	12424.263	43.62	1.43	54.0	10.38	AV	316.00	100	Horizontal	Pass
6	15852.488	56.06	1.26	74.0	17.94	Peak	289.00	100	Horizontal	Pass
6**	15852.488	46.99	1.26	54.0	7.01	AV	289.00	100	Horizontal	Pass

11n20, U-NII-3, 1 GHz to 18 GHz, Low Channel, ANT V

No.	Frequency (MHz)	Results (dBuV/m)	Factor (dB)	Limit (dBuV/m)	Margin (dB)	Detector	Table (Degree)	Height (cm)	Antenna	Verdict
1	1502.700	38.65	-17.46	74.0	35.35	Peak	267.00	400	Vertical	Pass
1**	1502.700	28.97	-17.46	54.0	25.03	AV	267.00	400	Vertical	Pass
2	4359.400	49.86	-4.20	74.0	24.14	Peak	188.00	200	Vertical	Pass
2**	4359.400	39.94	-4.20	54.0	14.06	AV	188.00	200	Vertical	Pass
3	5743.000	102.68	-2.06	--	--	Peak	157.00	150	Vertical	N/A
3**	5743.000	95.84	-2.06	--	--	AV	157.00	150	Vertical	N/A
4	7347.013	49.72	-3.29	74.0	24.28	Peak	360.00	200	Vertical	Pass
4**	7347.013	40.77	-3.29	54.0	13.23	AV	360.00	200	Vertical	Pass
5	12281.950	52.98	1.79	74.0	21.02	Peak	13.00	200	Vertical	Pass
5**	12281.950	43.97	1.79	54.0	10.03	AV	13.00	200	Vertical	Pass
6	15809.175	55.92	2.18	74.0	18.08	Peak	217.00	300	Vertical	Pass
6**	15809.175	46.90	2.18	54.0	7.10	AV	217.00	300	Vertical	Pass

11n20, U-NII-3, 1 GHz to 18 GHz, Middle Channel, ANT H

No.	Frequency (MHz)	Results (dBuV/m)	Factor (dB)	Limit (dBuV/m)	Margin (dB)	Detector	Table (Degree)	Height (cm)	Antenna	Verdict
1	1541.600	38.16	-17.36	74.0	35.84	Peak	0.00	300	Horizontal	Pass
1**	1541.600	29.09	-17.36	54.0	24.91	AV	0.00	300	Horizontal	Pass
2	4346.400	49.30	-4.04	74.0	24.70	Peak	0.00	100	Horizontal	Pass
2**	4346.400	41.16	-4.04	54.0	12.84	AV	0.00	100	Horizontal	Pass
3	5786.600	110.51	-2.30	--	--	Peak	118.00	150	Horizontal	N/A
3**	5786.600	102.51	-2.30	--	--	AV	118.00	150	Horizontal	N/A
4	7679.075	49.55	-2.58	74.0	24.45	Peak	158.00	300	Horizontal	Pass
4**	7679.075	40.33	-2.58	54.0	13.67	AV	158.00	300	Horizontal	Pass
5	12228.763	53.56	1.30	74.0	20.44	Peak	255.00	100	Horizontal	Pass
5**	12228.763	44.42	1.30	54.0	9.58	AV	255.00	100	Horizontal	Pass
6	15811.276	55.61	2.14	74.0	18.39	Peak	106.00	300	Horizontal	Pass
6**	15811.276	47.04	2.14	54.0	6.96	AV	106.00	300	Horizontal	Pass

11n20, U-NII-3, 1 GHz to 18 GHz, Middle Channel, ANT V

No.	Frequency (MHz)	Results (dBuV/m)	Factor (dB)	Limit (dBuV/m)	Margin (dB)	Detector	Table (Degree)	Height (cm)	Antenna	Verdict
1	1513.500	38.37	-17.66	74.0	35.63	Peak	204.00	100	Vertical	Pass
1**	1513.500	29.52	-17.66	54.0	24.48	AV	204.00	100	Vertical	Pass
2	3958.600	49.73	-5.03	74.0	24.27	Peak	293.00	400	Vertical	Pass
2**	3958.600	38.80	-5.03	54.0	15.20	AV	293.00	400	Vertical	Pass
3	5786.000	103.21	-2.25	--	--	Peak	169.00	200	Vertical	N/A
3**	5786.000	95.71	-2.25	--	--	AV	169.00	200	Vertical	N/A
4	7358.800	50.23	-3.83	74.0	23.77	Peak	112.00	300	Vertical	Pass
4**	7358.800	41.83	-3.83	54.0	12.17	AV	112.00	300	Vertical	Pass
5	12326.513	53.76	1.42	74.0	20.24	Peak	127.00	150	Vertical	Pass
5**	12326.513	43.40	1.42	54.0	10.60	AV	127.00	150	Vertical	Pass
6	15833.062	56.46	1.47	74.0	17.54	Peak	32.00	400	Vertical	Pass
6**	15833.062	46.95	1.47	54.0	7.05	AV	32.00	400	Vertical	Pass

11n20, U-NII-3, 1 GHz to 18 GHz, High Channel, ANT H

No.	Frequency (MHz)	Results (dBuV/m)	Factor (dB)	Limit (dBuV/m)	Margin (dB)	Detector	Table (Degree)	Height (cm)	Antenna	Verdict
1	1444.500	39.44	-17.27	74.0	34.56	Peak	256.00	100	Horizontal	Pass
1**	1444.500	28.95	-17.27	54.0	25.05	AV	256.00	100	Horizontal	Pass
2	4350.200	49.36	-3.71	74.0	24.64	Peak	360.00	400	Horizontal	Pass
2**	4350.200	40.23	-3.71	54.0	13.77	AV	360.00	400	Horizontal	Pass
3	5825.800	110.13	-2.25	--	--	Peak	124.00	150	Horizontal	N/A
3**	5825.800	102.70	-2.25	--	--	AV	124.00	150	Horizontal	N/A
4	7336.088	49.59	-3.25	74.0	24.41	Peak	141.00	200	Horizontal	Pass
4**	7336.088	40.84	-3.25	54.0	13.16	AV	141.00	200	Horizontal	Pass
5	12058.563	53.15	0.96	74.0	20.85	Peak	360.00	150	Horizontal	Pass
5**	12058.563	43.99	0.96	54.0	10.01	AV	360.00	150	Horizontal	Pass
6	15839.362	56.14	1.45	74.0	17.86	Peak	31.00	300	Horizontal	Pass
6**	15839.362	46.96	1.45	54.0	7.04	AV	31.00	300	Horizontal	Pass

11n20, U-NII-3, 1 GHz to 18 GHz, High Channel, ANT V

No.	Frequency (MHz)	Results (dBuV/m)	Factor (dB)	Limit (dBuV/m)	Margin (dB)	Detector	Table (Degree)	Height (cm)	Antenna	Verdict
1	1456.000	38.67	-17.66	74.0	35.33	Peak	292.00	200	Vertical	Pass
1**	1456.000	28.92	-17.66	54.0	25.08	AV	292.00	200	Vertical	Pass
2	4263.200	50.07	-4.95	74.0	23.93	Peak	115.00	200	Vertical	Pass
2**	4263.200	39.49	-4.95	54.0	14.51	AV	115.00	200	Vertical	Pass
3	5826.200	104.26	-2.28	--	--	Peak	33.00	200	Vertical	N/A
3**	5826.200	96.76	-2.28	--	--	AV	33.00	200	Vertical	N/A
4	7341.550	50.03	-3.43	74.0	23.97	Peak	271.00	100	Vertical	Pass
4**	7341.550	40.54	-3.43	54.0	13.46	AV	271.00	100	Vertical	Pass
5	12213.238	53.56	1.13	74.0	20.44	Peak	320.00	100	Vertical	Pass
5**	12213.238	42.93	1.13	54.0	11.07	AV	320.00	100	Vertical	Pass
6	15787.650	56.05	1.91	74.0	17.95	Peak	106.00	400	Vertical	Pass
6**	15787.650	46.90	1.91	54.0	7.10	AV	106.00	400	Vertical	Pass

11n40, U-NII-3, 1 GHz to 18 GHz, Low Channel, ANT H

No.	Frequency (MHz)	Results (dBuV/m)	Factor (dB)	Limit (dBuV/m)	Margin (dB)	Detector	Table (Degree)	Height (cm)	Antenna	Verdict
1	1542.800	38.79	-17.32	74.0	35.21	Peak	132.00	100	Horizontal	Pass
1**	1542.800	29.05	-17.32	54.0	24.95	AV	132.00	100	Horizontal	Pass
2	4353.400	49.38	-3.73	74.0	24.62	Peak	175.00	400	Horizontal	Pass
2**	4353.400	40.90	-3.73	54.0	13.10	AV	175.00	400	Horizontal	Pass
3	5758.600	108.37	-1.97	--	--	Peak	124.00	200	Horizontal	N/A
3**	5758.600	100.11	-1.97	--	--	AV	124.00	200	Horizontal	N/A
4	7355.062	49.43	-3.46	74.0	24.57	Peak	349.00	300	Horizontal	Pass
4**	7355.062	40.41	-3.46	54.0	13.59	AV	349.00	300	Horizontal	Pass
5	12244.000	52.91	1.02	74.0	21.09	Peak	220.00	100	Horizontal	Pass
5**	12244.000	44.58	1.02	54.0	9.42	AV	220.00	100	Horizontal	Pass
6	15671.625	55.74	1.46	74.0	18.26	Peak	360.00	300	Horizontal	Pass
6**	15671.625	45.89	1.46	54.0	8.11	AV	360.00	300	Horizontal	Pass

11n40, U-NII-3, 1 GHz to 18 GHz, Low Channel, ANT V

No.	Frequency (MHz)	Results (dBuV/m)	Factor (dB)	Limit (dBuV/m)	Margin (dB)	Detector	Table (Degree)	Height (cm)	Antenna	Verdict
1	1446.100	38.27	-17.21	74.0	35.73	Peak	198.00	400	Vertical	Pass
1**	1446.100	29.59	-17.21	54.0	24.41	AV	198.00	400	Vertical	Pass
2	4348.000	49.51	-3.90	74.0	24.49	Peak	168.00	100	Vertical	Pass
2**	4348.000	40.40	-3.90	54.0	13.60	AV	168.00	100	Vertical	Pass
3	5758.000	100.33	-1.98	--	--	Peak	168.00	100	Vertical	N/A
3**	5758.000	92.86	-1.98	--	--	AV	168.00	100	Vertical	N/A
4	7681.662	49.64	-2.39	74.0	24.36	Peak	348.00	300	Vertical	Pass
4**	7681.662	39.72	-2.39	54.0	14.28	AV	348.00	300	Vertical	Pass
5	12324.213	53.45	1.42	74.0	20.55	Peak	12.00	100	Vertical	Pass
5**	12324.213	43.75	1.42	54.0	10.25	AV	12.00	100	Vertical	Pass
6	16089.525	55.46	1.44	74.0	18.54	Peak	284.00	200	Vertical	Pass
6**	16089.525	46.67	1.44	54.0	7.33	AV	284.00	200	Vertical	Pass

11n40, U-NII-3, 1 GHz to 18 GHz, High Channel, ANT H

No.	Frequency (MHz)	Results (dBuV/m)	Factor (dB)	Limit (dBuV/m)	Margin (dB)	Detector	Table (Degree)	Height (cm)	Antenna	Verdict
1	1568.000	38.21	-17.47	74.0	35.79	Peak	244.00	400	Horizontal	Pass
1**	1568.000	29.31	-17.47	54.0	24.69	AV	244.00	400	Horizontal	Pass
2	4228.200	50.04	-4.91	74.0	23.96	Peak	231.00	200	Horizontal	Pass
2**	4228.200	39.04	-4.91	54.0	14.96	AV	231.00	200	Horizontal	Pass
3	5792.600	107.12	-2.80	--	--	Peak	119.00	200	Horizontal	N/A
3**	5792.600	99.64	-2.80	--	--	AV	119.00	200	Horizontal	N/A
4	7337.238	50.34	-3.30	74.0	23.66	Peak	0.00	200	Horizontal	Pass
4**	7337.238	41.17	-3.30	54.0	12.83	AV	0.00	200	Horizontal	Pass
5	12286.838	53.41	1.73	74.0	20.59	Peak	92.00	150	Horizontal	Pass
5**	12286.838	43.58	1.73	54.0	10.42	AV	92.00	150	Horizontal	Pass
6	15505.724	56.05	1.30	74.0	17.95	Peak	288.00	400	Horizontal	Pass
6**	15505.724	46.40	1.30	54.0	7.60	AV	288.00	400	Horizontal	Pass

11n40, U-NII-3, 1 GHz to 18 GHz, High Channel, ANT V

No.	Frequency (MHz)	Results (dBuV/m)	Factor (dB)	Limit (dBuV/m)	Margin (dB)	Detector	Table (Degree)	Height (cm)	Antenna	Verdict
1	1495.000	38.48	-17.53	74.0	35.52	Peak	296.00	300	Vertical	Pass
1**	1495.000	29.68	-17.53	54.0	24.32	AV	296.00	300	Vertical	Pass
2	4273.800	50.08	-4.39	74.0	23.92	Peak	220.00	300	Vertical	Pass
2**	4273.800	40.15	-4.39	54.0	13.85	AV	220.00	300	Vertical	Pass
3	5799.600	99.64	-2.60	--	--	Peak	199.00	200	Vertical	N/A
3**	5799.600	92.05	-2.60	--	--	AV	199.00	200	Vertical	N/A
4	7346.150	49.98	-3.39	74.0	24.02	Peak	278.00	300	Vertical	Pass
4**	7346.150	41.20	-3.39	54.0	12.80	AV	278.00	300	Vertical	Pass
5	11516.912	53.60	-0.37	74.0	20.40	Peak	0.00	100	Vertical	Pass
5**	11516.912	43.27	-0.37	54.0	10.73	AV	0.00	100	Vertical	Pass
6	16075.875	56.63	1.56	74.0	17.37	Peak	101.00	100	Vertical	Pass
6**	16075.875	46.46	1.56	54.0	7.54	AV	101.00	100	Vertical	Pass

11ac20, U-NII-3, 1 GHz to 18 GHz, Low Channel, ANT H

No.	Frequency (MHz)	Results (dBuV/m)	Factor (dB)	Limit (dBuV/m)	Margin (dB)	Detector	Table (Degree)	Height (cm)	Antenna	Verdict
1	1596.600	38.38	-17.76	74.0	35.62	Peak	41.00	100	Horizontal	Pass
1**	1596.600	28.95	-17.76	54.0	25.05	AV	41.00	100	Horizontal	Pass
2	4073.400	49.58	-5.50	74.0	24.42	Peak	0.00	300	Horizontal	Pass
2**	4073.400	39.47	-5.50	54.0	14.53	AV	0.00	300	Horizontal	Pass
3	5747.800	109.98	-2.04	--	--	Peak	130.00	150	Horizontal	N/A
3**	5747.800	102.55	-2.04	--	--	AV	130.00	150	Horizontal	N/A
4	7284.337	50.02	-3.44	74.0	23.98	Peak	192.00	400	Horizontal	Pass
4**	7284.337	39.93	-3.44	54.0	14.07	AV	192.00	400	Horizontal	Pass
5	12332.550	53.43	1.38	74.0	20.57	Peak	208.00	150	Horizontal	Pass
5**	12332.550	44.78	1.38	54.0	9.22	AV	208.00	150	Horizontal	Pass
6	15801.037	55.40	2.32	74.0	18.60	Peak	162.00	200	Horizontal	Pass
6**	15801.037	46.86	2.32	54.0	7.14	AV	162.00	200	Horizontal	Pass

11ac20, U-NII-3, 1 GHz to 18 GHz, Low Channel, ANT V

No.	Frequency (MHz)	Results (dBuV/m)	Factor (dB)	Limit (dBuV/m)	Margin (dB)	Detector	Table (Degree)	Height (cm)	Antenna	Verdict
1	1523.200	39.01	-17.35	74.0	34.99	Peak	210.00	200	Vertical	Pass
1**	1523.200	28.93	-17.35	54.0	25.07	AV	210.00	200	Vertical	Pass
2	4351.400	49.36	-3.64	74.0	24.64	Peak	248.00	200	Vertical	Pass
2**	4351.400	41.12	-3.64	54.0	12.88	AV	248.00	200	Vertical	Pass
3	5743.400	103.21	-2.11	--	--	Peak	165.00	100	Vertical	N/A
3**	5743.400	95.84	-2.11	--	--	AV	165.00	100	Vertical	N/A
4	7399.625	49.68	-4.03	74.0	24.32	Peak	324.00	300	Vertical	Pass
4**	7399.625	39.97	-4.03	54.0	14.03	AV	324.00	300	Vertical	Pass
5	12291.151	52.75	1.64	74.0	21.25	Peak	307.00	100	Vertical	Pass
5**	12291.151	44.12	1.64	54.0	9.88	AV	307.00	100	Vertical	Pass
6	15848.025	56.00	1.35	74.0	18.00	Peak	180.00	400	Vertical	Pass
6**	15848.025	46.47	1.35	54.0	7.53	AV	180.00	400	Vertical	Pass

11ac20, U-NII-3, 1 GHz to 18 GHz, Middle Channel, ANT H

No.	Frequency (MHz)	Results (dBuV/m)	Factor (dB)	Limit (dBuV/m)	Margin (dB)	Detector	Table (Degree)	Height (cm)	Antenna	Verdict
1	1611.400	38.37	-17.70	74.0	35.63	Peak	0.00	400	Horizontal	Pass
1**	1611.400	29.19	-17.70	54.0	24.81	AV	0.00	400	Horizontal	Pass
2	4351.600	49.46	-3.62	74.0	24.54	Peak	237.00	400	Horizontal	Pass
2**	4351.600	41.12	-3.62	54.0	12.88	AV	237.00	400	Horizontal	Pass
3	5786.000	110.12	-2.25	--	--	Peak	120.00	100	Horizontal	N/A
3**	5786.000	102.60	-2.25	--	--	AV	120.00	100	Horizontal	N/A
4	7272.550	50.20	-2.79	74.0	23.80	Peak	149.00	100	Horizontal	Pass
4**	7272.550	40.79	-2.79	54.0	13.21	AV	149.00	100	Horizontal	Pass
5	12441.513	53.23	1.79	74.0	20.77	Peak	200.00	100	Horizontal	Pass
5**	12441.513	45.14	1.79	54.0	8.86	AV	200.00	100	Horizontal	Pass
6	15814.162	55.58	2.08	74.0	18.42	Peak	0.00	300	Horizontal	Pass
6**	15814.162	46.90	2.08	54.0	7.10	AV	0.00	300	Horizontal	Pass

11ac20, U-NII-3, 1 GHz to 18 GHz, Middle Channel, ANT V

No.	Frequency (MHz)	Results (dBuV/m)	Factor (dB)	Limit (dBuV/m)	Margin (dB)	Detector	Table (Degree)	Height (cm)	Antenna	Verdict
1	1529.500	38.51	-17.45	74.0	35.49	Peak	322.00	400	Vertical	Pass
1**	1529.500	28.54	-17.45	54.0	25.46	AV	322.00	400	Vertical	Pass
2	4124.400	49.04	-5.29	74.0	24.96	Peak	226.00	200	Vertical	Pass
2**	4124.400	39.45	-5.29	54.0	14.55	AV	226.00	200	Vertical	Pass
3	5784.000	103.31	-2.08	--	--	Peak	26.00	200	Vertical	N/A
3**	5784.000	95.41	-2.08	--	--	AV	26.00	200	Vertical	N/A
4	7509.450	49.62	-3.35	74.0	24.38	Peak	118.00	200	Vertical	Pass
4**	7509.450	39.67	-3.35	54.0	14.33	AV	118.00	200	Vertical	Pass
5	12251.763	53.44	0.96	74.0	20.56	Peak	320.00	150	Vertical	Pass
5**	12251.763	43.69	0.96	54.0	10.31	AV	320.00	150	Vertical	Pass
6	15399.412	55.76	0.75	74.0	18.24	Peak	242.00	300	Vertical	Pass
6**	15399.412	45.69	0.75	54.0	8.31	AV	242.00	300	Vertical	Pass

11ac20, U-NII-3, 1 GHz to 18 GHz, High Channel, ANT H

No.	Frequency (MHz)	Results (dBuV/m)	Factor (dB)	Limit (dBuV/m)	Margin (dB)	Detector	Table (Degree)	Height (cm)	Antenna	Verdict
1	1512.200	38.53	-17.61	74.0	35.47	Peak	360.00	100	Horizontal	Pass
1**	1512.200	29.21	-17.61	54.0	24.79	AV	360.00	100	Horizontal	Pass
2	4275.600	49.93	-4.44	74.0	24.07	Peak	299.00	400	Horizontal	Pass
2**	4275.600	40.70	-4.44	54.0	13.30	AV	299.00	400	Horizontal	Pass
3	5826.000	110.32	-2.27	--	--	Peak	113.00	200	Horizontal	N/A
3**	5826.000	102.97	-2.27	--	--	AV	113.00	200	Horizontal	N/A
4	7347.013	50.21	-3.29	74.0	23.79	Peak	358.00	400	Horizontal	Pass
4**	7347.013	40.70	-3.29	54.0	13.30	AV	358.00	400	Horizontal	Pass
5	12286.550	52.92	1.74	74.0	21.08	Peak	175.00	200	Horizontal	Pass
5**	12286.550	44.58	1.74	54.0	9.42	AV	175.00	200	Horizontal	Pass
6	15857.212	55.84	1.08	74.0	18.16	Peak	269.00	100	Horizontal	Pass
6**	15857.212	45.99	1.08	54.0	8.01	AV	269.00	100	Horizontal	Pass

11ac20, U-NII-3, 1 GHz to 18 GHz, High Channel, ANT V

No.	Frequency (MHz)	Results (dBuV/m)	Factor (dB)	Limit (dBuV/m)	Margin (dB)	Detector	Table (Degree)	Height (cm)	Antenna	Verdict
1	1449.200	38.47	-17.39	74.0	35.53	Peak	194.00	200	Vertical	Pass
1**	1449.200	29.53	-17.39	54.0	24.47	AV	194.00	200	Vertical	Pass
2	4274.200	49.41	-4.40	74.0	24.59	Peak	119.00	400	Vertical	Pass
2**	4274.200	39.92	-4.40	54.0	14.08	AV	119.00	400	Vertical	Pass
3	5828.600	103.25	-2.13	--	--	Peak	149.00	150	Vertical	N/A
3**	5828.600	95.11	-2.13	--	--	AV	149.00	150	Vertical	N/A
4	7354.487	50.17	-3.45	74.0	23.83	Peak	318.00	300	Vertical	Pass
4**	7354.487	40.58	-3.45	54.0	13.42	AV	318.00	300	Vertical	Pass
5	12282.526	53.52	1.79	74.0	20.48	Peak	360.00	200	Vertical	Pass
5**	12282.526	44.62	1.79	54.0	9.38	AV	360.00	200	Vertical	Pass
6	16092.937	55.55	1.37	74.0	18.45	Peak	160.00	400	Vertical	Pass
6**	16092.937	46.19	1.37	54.0	7.81	AV	160.00	400	Vertical	Pass

11ac40, U-NII-3, 1 GHz to 18 GHz, Low Channel, ANT H

No.	Frequency (MHz)	Results (dBuV/m)	Factor (dB)	Limit (dBuV/m)	Margin (dB)	Detector	Table (Degree)	Height (cm)	Antenna	Verdict
1	1527.100	38.69	-17.44	74.0	35.31	Peak	255.00	400	Horizontal	Pass
1**	1527.100	28.26	-17.44	54.0	25.74	AV	255.00	400	Horizontal	Pass
2	4211.600	49.51	-4.98	74.0	24.49	Peak	133.00	200	Horizontal	Pass
2**	4211.600	40.28	-4.98	54.0	13.72	AV	133.00	200	Horizontal	Pass
3	5753.000	107.59	-2.10	--	--	Peak	123.00	200	Horizontal	N/A
3**	5753.000	100.23	-2.10	--	--	AV	123.00	200	Horizontal	N/A
4	7407.388	49.14	-3.92	74.0	24.86	Peak	334.00	200	Horizontal	Pass
4**	7407.388	41.17	-3.92	54.0	12.83	AV	334.00	200	Horizontal	Pass
5	12291.724	53.72	1.63	74.0	20.28	Peak	207.00	200	Horizontal	Pass
5**	12291.724	44.01	1.63	54.0	9.99	AV	207.00	200	Horizontal	Pass
6	15660.075	56.16	1.27	74.0	17.84	Peak	119.00	100	Horizontal	Pass
6**	15660.075	45.77	1.27	54.0	8.23	AV	119.00	100	Horizontal	Pass

11ac40, U-NII-3, 1 GHz to 18 GHz, Low Channel, ANT V

No.	Frequency (MHz)	Results (dBuV/m)	Factor (dB)	Limit (dBuV/m)	Margin (dB)	Detector	Table (Degree)	Height (cm)	Antenna	Verdict
1	1500.500	39.00	-17.46	74.0	35.00	Peak	251.00	300	Vertical	Pass
1**	1500.500	29.25	-17.46	54.0	24.75	AV	251.00	300	Vertical	Pass
2	4190.000	49.82	-4.77	74.0	24.18	Peak	126.00	100	Vertical	Pass
2**	4190.000	40.54	-4.77	54.0	13.46	AV	126.00	100	Vertical	Pass
3	5758.400	100.22	-1.98	--	--	Peak	167.00	200	Vertical	N/A
3**	5758.400	92.71	-1.98	--	--	AV	167.00	200	Vertical	N/A
4	7301.587	50.35	-2.76	74.0	23.65	Peak	282.00	300	Vertical	Pass
4**	7301.587	40.60	-2.76	54.0	13.40	AV	282.00	300	Vertical	Pass
5	11952.474	53.56	1.28	74.0	20.44	Peak	188.00	100	Vertical	Pass
5**	11952.474	43.38	1.28	54.0	10.62	AV	188.00	100	Vertical	Pass
6	15851.700	56.08	1.28	74.0	17.92	Peak	144.00	200	Vertical	Pass
6**	15851.700	46.36	1.28	54.0	7.64	AV	144.00	200	Vertical	Pass

11ac40, U-NII-3, 1 GHz to 18 GHz, High Channel, ANT H

No.	Frequency (MHz)	Results (dBuV/m)	Factor (dB)	Limit (dBuV/m)	Margin (dB)	Detector	Table (Degree)	Height (cm)	Antenna	Verdict
1	1436.400	39.06	-17.47	74.0	34.94	Peak	5.00	400	Horizontal	Pass
1**	1436.400	28.99	-17.47	54.0	25.01	AV	5.00	400	Horizontal	Pass
2	4350.000	49.77	-3.72	74.0	24.23	Peak	360.00	200	Horizontal	Pass
2**	4350.000	40.01	-3.72	54.0	13.99	AV	360.00	200	Horizontal	Pass
3	5797.200	107.38	-2.77	--	--	Peak	147.00	100	Horizontal	N/A
3**	5797.200	100.03	-2.77	--	--	AV	147.00	100	Horizontal	N/A
4	7413.712	50.42	-3.89	74.0	23.58	Peak	360.00	200	Horizontal	Pass
4**	7413.712	40.10	-3.89	54.0	13.90	AV	360.00	200	Horizontal	Pass
5	12279.363	53.63	1.78	74.0	20.37	Peak	202.00	100	Horizontal	Pass
5**	12279.363	43.34	1.78	54.0	10.66	AV	202.00	100	Horizontal	Pass
6	16169.850	56.35	1.15	74.0	17.65	Peak	360.00	300	Horizontal	Pass
6**	16169.850	45.87	1.15	54.0	8.13	AV	360.00	300	Horizontal	Pass

11ac40, U-NII-3, 1 GHz to 18 GHz, High Channel, ANT V

No.	Frequency (MHz)	Results (dBuV/m)	Factor (dB)	Limit (dBuV/m)	Margin (dB)	Detector	Table (Degree)	Height (cm)	Antenna	Verdict
1	1555.700	39.33	-17.38	74.0	34.67	Peak	360.00	100	Vertical	Pass
1**	1555.700	28.68	-17.38	54.0	25.32	AV	360.00	100	Vertical	Pass
2	4379.800	49.49	-4.49	74.0	24.51	Peak	0.00	100	Vertical	Pass
2**	4379.800	40.18	-4.49	54.0	13.82	AV	0.00	100	Vertical	Pass
3	5792.600	100.10	-2.80	--	--	Peak	32.00	200	Vertical	N/A
3**	5792.600	92.52	-2.80	--	--	AV	32.00	200	Vertical	N/A
4	7652.050	50.41	-2.65	74.0	23.59	Peak	78.00	200	Vertical	Pass
4**	7652.050	39.65	-2.65	54.0	14.35	AV	78.00	200	Vertical	Pass
5	11953.338	53.26	1.24	74.0	20.74	Peak	255.00	200	Vertical	Pass
5**	11953.338	45.33	1.24	54.0	8.67	AV	255.00	200	Vertical	Pass
6	15830.438	55.54	1.49	74.0	18.46	Peak	85.00	300	Vertical	Pass
6**	15830.438	46.77	1.49	54.0	7.23	AV	85.00	300	Vertical	Pass

11ac80, U-NII-3, 1 GHz to 18 GHz, Middle Channel, ANT H

No.	Frequency (MHz)	Results (dBuV/m)	Factor (dB)	Limit (dBuV/m)	Margin (dB)	Detector	Table (Degree)	Height (cm)	Antenna	Verdict
1	1501.200	38.89	-17.46	74.0	35.11	Peak	213.00	400	Horizontal	Pass
1**	1501.200	28.97	-17.46	54.0	25.03	AV	213.00	400	Horizontal	Pass
2	4323.800	49.58	-4.60	74.0	24.42	Peak	313.00	400	Horizontal	Pass
2**	4323.800	39.56	-4.60	54.0	14.44	AV	313.00	400	Horizontal	Pass
3	5781.400	104.35	-1.80	--	--	Peak	124.00	200	Horizontal	N/A
3**	5781.400	96.60	-1.80	--	--	AV	124.00	200	Horizontal	N/A
4	7361.388	50.24	-3.72	74.0	23.76	Peak	301.00	200	Horizontal	Pass
4**	7361.388	40.50	-3.72	54.0	13.50	AV	301.00	200	Horizontal	Pass
5	12595.900	53.34	1.80	74.0	20.66	Peak	218.00	200	Horizontal	Pass
5**	12595.900	43.70	1.80	54.0	10.30	AV	218.00	200	Horizontal	Pass
6	15814.162	55.99	2.08	74.0	18.01	Peak	122.00	150	Horizontal	Pass
6**	15814.162	46.54	2.08	54.0	7.46	AV	122.00	150	Horizontal	Pass

11ac80, U-NII-3, 1 GHz to 18 GHz, Middle Channel, ANT V

No.	Frequency (MHz)	Results (dBuV/m)	Factor (dB)	Limit (dBuV/m)	Margin (dB)	Detector	Table (Degree)	Height (cm)	Antenna	Verdict
1	1564.200	38.35	-17.52	74.0	35.65	Peak	32.00	100	Vertical	Pass
1**	1564.200	28.03	-17.52	54.0	25.97	AV	32.00	100	Vertical	Pass
2	4347.600	49.72	-3.94	74.0	24.28	Peak	96.00	100	Vertical	Pass
2**	4347.600	40.73	-3.94	54.0	13.27	AV	96.00	100	Vertical	Pass
3	5778.600	97.87	-1.51	--	--	Peak	34.00	200	Vertical	N/A
3**	5778.600	90.50	-1.51	--	--	AV	34.00	200	Vertical	N/A
4	7271.400	50.20	-2.63	74.0	23.80	Peak	184.00	200	Vertical	Pass
4**	7271.400	40.27	-2.63	54.0	13.73	AV	184.00	200	Vertical	Pass
5	12426.276	53.75	1.47	74.0	20.25	Peak	82.00	100	Vertical	Pass
5**	12426.276	45.27	1.47	54.0	8.73	AV	82.00	100	Vertical	Pass
6	15853.537	55.83	1.23	74.0	18.17	Peak	32.00	300	Vertical	Pass
6**	15853.537	47.90	1.23	54.0	6.10	AV	32.00	300	Vertical	Pass

A.6.2 Band Edge (Restricted-band)

Test Band	Mode	Channel	Verdict
U-NII-1	802.11a	Low	Pass
		High	Pass
	802.11n(HT20)	Low	Pass
		High	Pass
	802.11n(HT40)	Low	Pass
		High	Pass
	802.11ac(VHT20)	Low	Pass
		High	Pass
	802.11ac(VHT40)	Low	Pass
		High	Pass
	802.11ac(VHT80)	Middle	Pass
U-NII-2A	802.11a	Low	Pass
		High	Pass
	802.11n(HT20)	Low	Pass
		High	Pass
	802.11n(HT40)	Low	Pass
		High	Pass
	802.11ac(VHT20)	Low	Pass
		High	Pass
	802.11ac(VHT40)	Low	Pass
		High	Pass
	802.11ac(VHT80)	Middle	Pass
U-NII-2C	802.11a	Low	Pass
		High	Pass
	802.11n(HT20)	Low	Pass
		High	Pass
	802.11n(HT40)	Low	Pass
		High	Pass
	802.11ac(VHT20)	Low	Pass
		High	Pass
	802.11ac(VHT40)	Low	Pass
		High	Pass
	802.11ac(VHT80)	Low	Pass
		High	Pass
U-NII-3	802.11a	Low	Pass
		High	Pass
	802.11n(HT20)	Low	Pass
		High	Pass
	802.11n(HT40)	Low	Pass
		High	Pass

	802.11ac(VHT20)	Low	Pass
		High	Pass
	802.11ac(VHT40)	Low	Pass
		High	Pass
	802.11ac(VHT80)	Middle	Pass

Test Data and Plots

U-NII-1 11a Low Channel

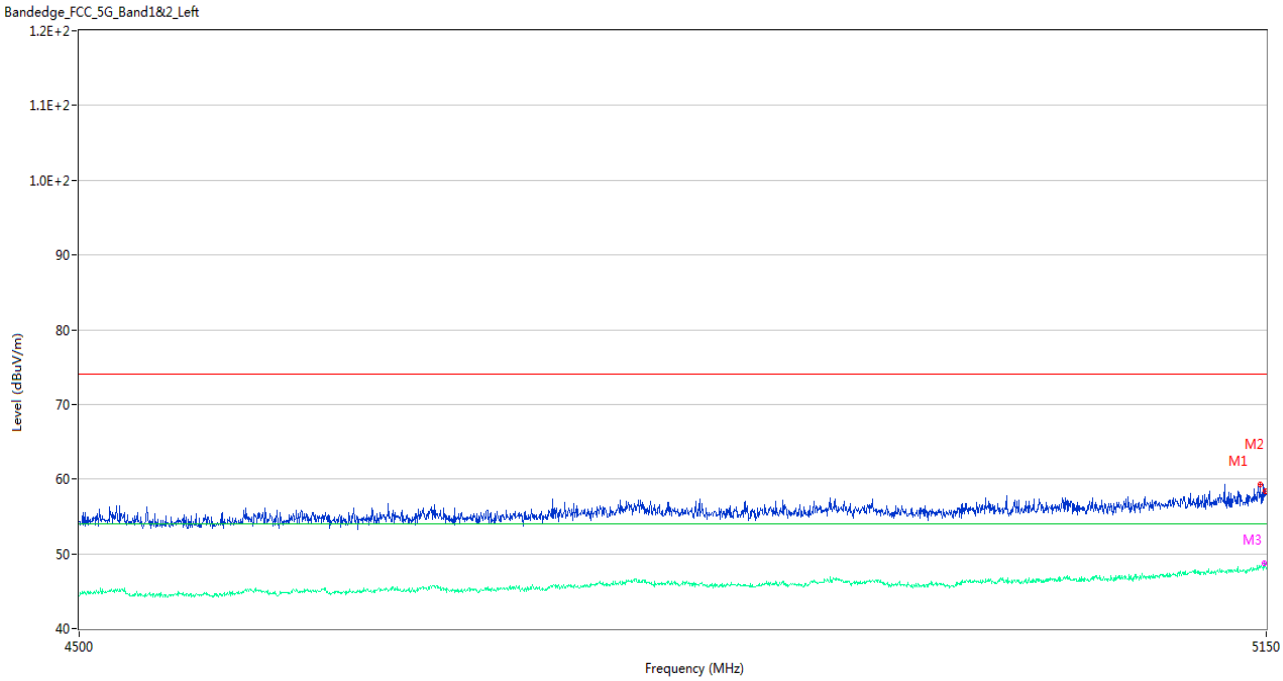

No.	Frequency (MHz)	Results (dBuV/m)	Factor (dB)	Limit (dBuV/m)	Margin (dB)	Detector	Table (Degree)	Height (cm)	Antenna	Verdict
1	5146.750	59.31	3.58	74.0	14.69	Peak	349.00	150	Horizontal	Pass
1**	5146.750	48.19	3.58	54.0	5.81	AV	349.00	150	Horizontal	Pass
2	5149.675	58.41	3.43	74.0	15.59	Peak	269.00	150	Horizontal	Pass
2**	5149.675	48.44	3.43	54.0	5.56	AV	269.00	150	Horizontal	Pass
3	5149.025	57.57	3.47	74.0	16.43	Peak	341.00	150	Horizontal	Pass
3**	5149.025	48.78	3.47	54.0	5.22	AV	341.00	150	Horizontal	Pass

U-NII-1 11a High Channel

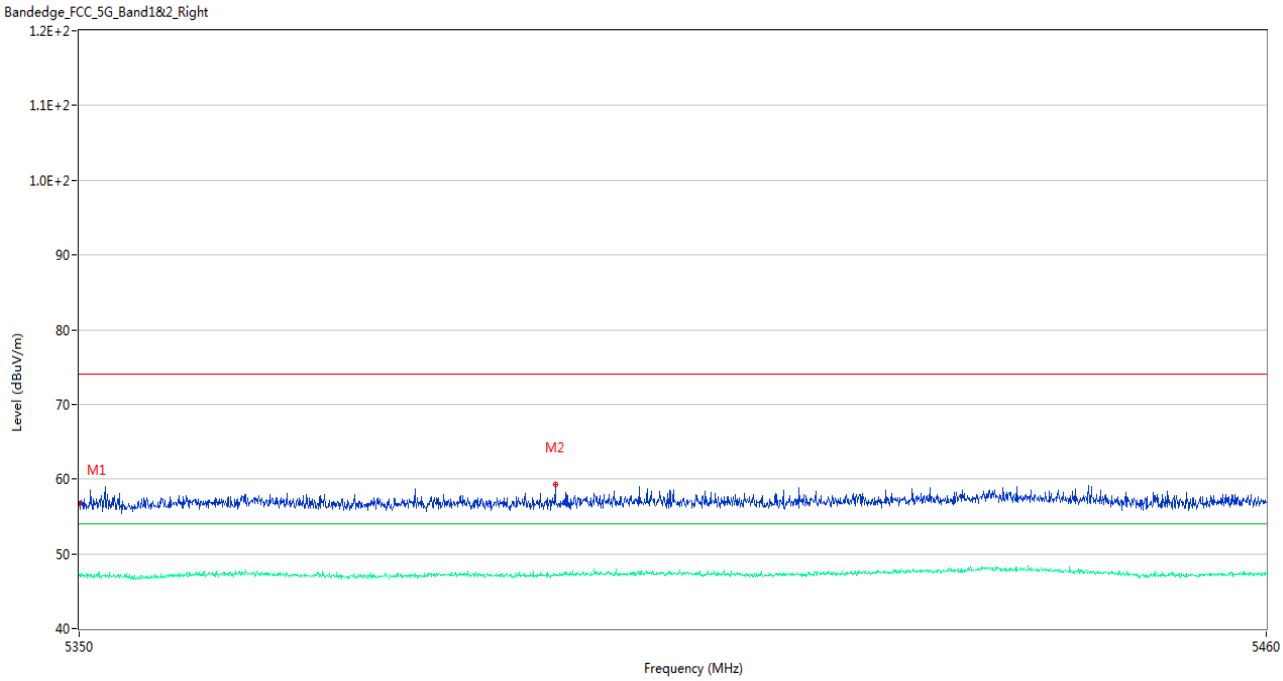

No.	Frequency (MHz)	Results (dBuV/m)	Factor (dB)	Limit (dBuV/m)	Margin (dB)	Detector	Table (Degree)	Height (cm)	Antenna	Verdict
1	5350.000	56.70	3.26	74.0	17.30	Peak	125.00	200	Horizontal	Pass
1**	5350.000	47.29	3.26	54.0	6.71	AV	125.00	200	Horizontal	Pass
2	5393.835	59.25	3.70	74.0	14.75	Peak	110.00	100	Horizontal	Pass
2**	5393.835	47.05	3.70	54.0	6.95	AV	110.00	100	Horizontal	Pass

U-NII-1 11n20 Low Channel

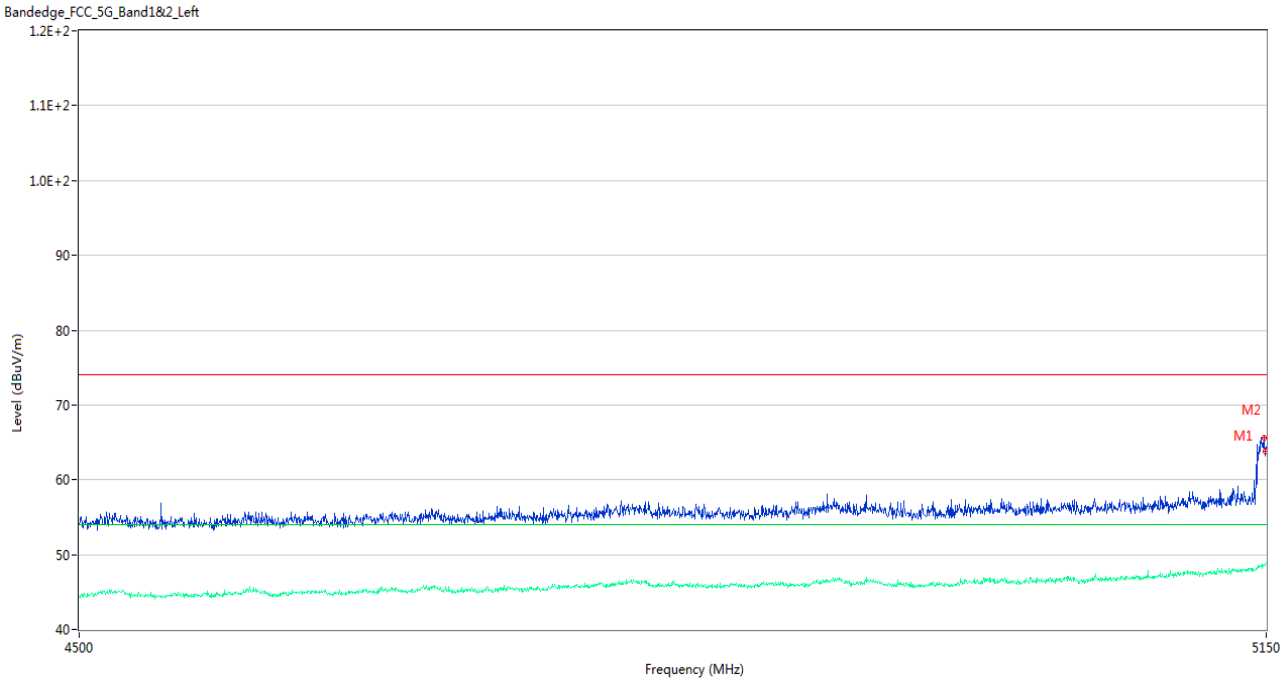

No.	Frequency (MHz)	Results (dBuV/m)	Factor (dB)	Limit (dBuV/m)	Margin (dB)	Detector	Table (Degree)	Height (cm)	Antenna	Verdict
1	5149.025	65.61	3.47	74.0	8.39	Peak	351.00	150	Horizontal	Pass
1**	5149.025	48.56	3.47	54.0	5.44	AV	351.00	150	Horizontal	Pass
2	5149.675	63.80	3.43	74.0	10.20	Peak	0.00	150	Horizontal	Pass
2**	5149.675	48.75	3.43	54.0	5.25	AV	0.00	150	Horizontal	Pass

U-NII-1 11n20 High Channel

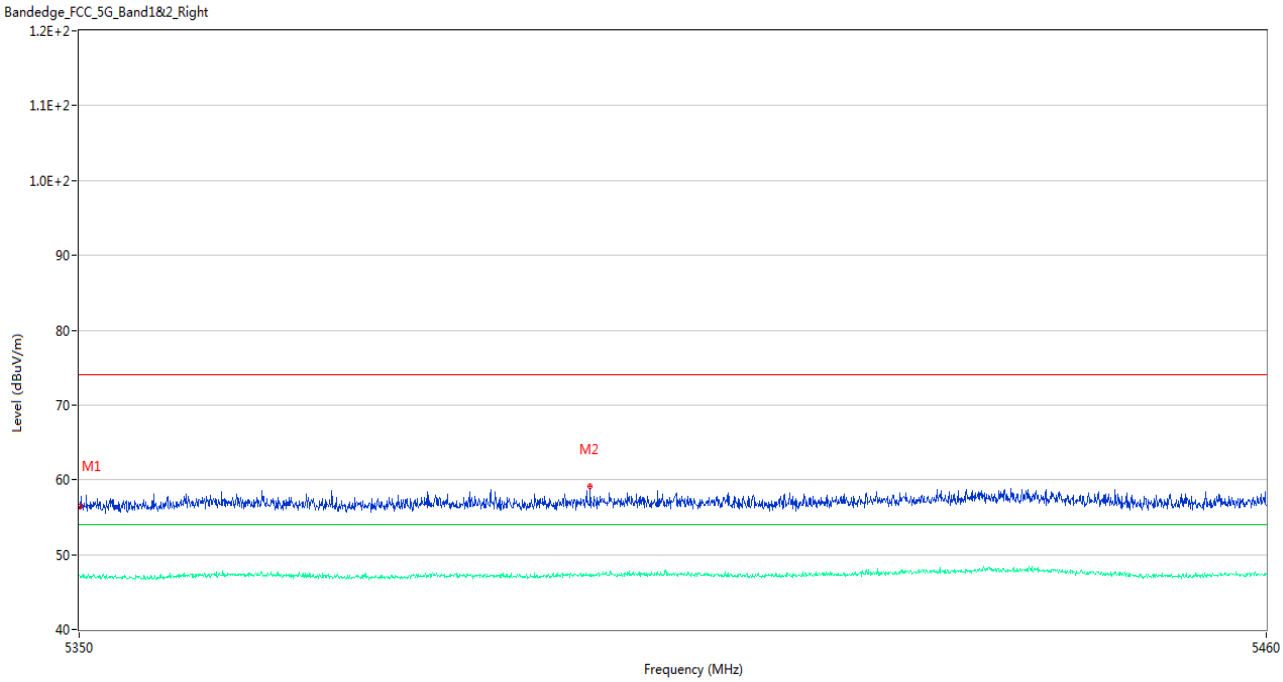

No.	Frequency (MHz)	Results (dBuV/m)	Factor (dB)	Limit (dBuV/m)	Margin (dB)	Detector	Table (Degree)	Height (cm)	Antenna	Verdict
1	5350.055	56.45	3.25	74.0	17.55	Peak	49.00	100	Horizontal	Pass
1**	5350.055	47.02	3.25	54.0	6.98	AV	49.00	100	Horizontal	Pass
2	5397.080	59.18	3.88	74.0	14.82	Peak	32.00	100	Horizontal	Pass
2**	5397.080	47.31	3.88	54.0	6.69	AV	32.00	100	Horizontal	Pass

U-NII-1 11n40 Low Channel

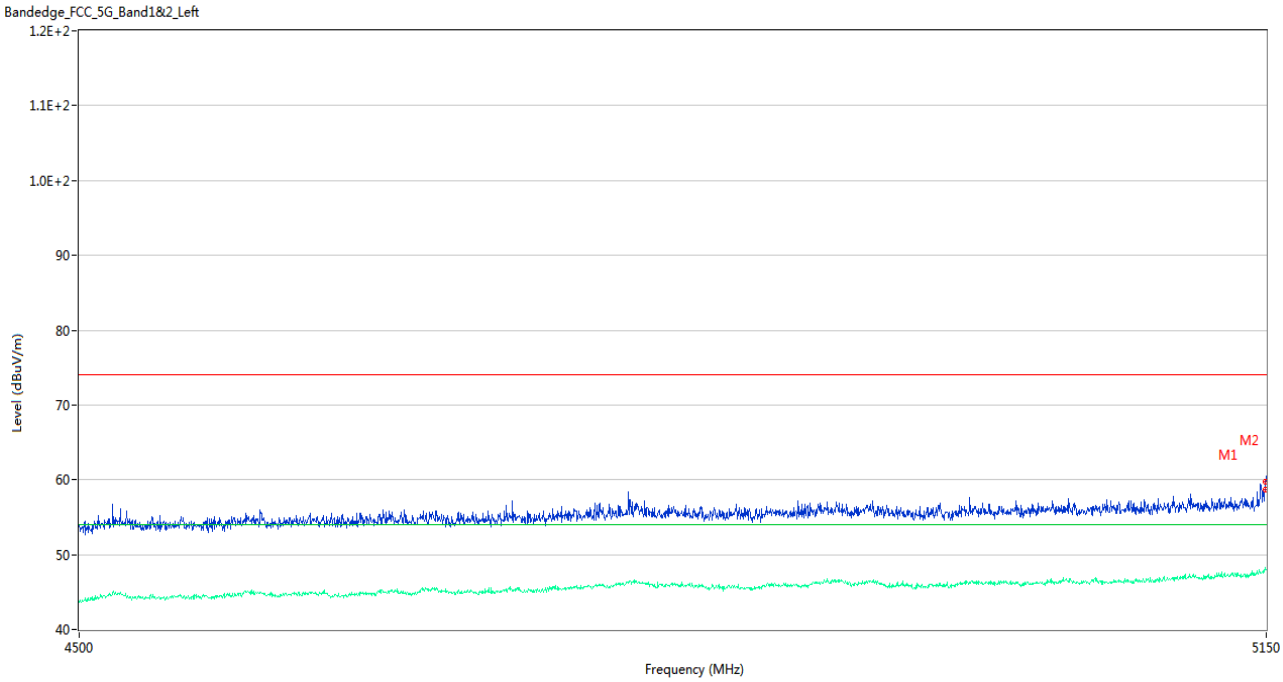

No.	Frequency (MHz)	Results (dBuV/m)	Factor (dB)	Limit (dBuV/m)	Margin (dB)	Detector	Table (Degree)	Height (cm)	Antenna	Verdict
1	5149.350	59.68	3.45	74.0	14.32	Peak	351.00	200	Horizontal	Pass
1**	5149.350	48.25	3.45	54.0	5.75	AV	351.00	200	Horizontal	Pass
2	5149.675	58.62	3.43	74.0	15.38	Peak	360.00	150	Horizontal	Pass
2**	5149.675	47.91	3.43	54.0	6.09	AV	360.00	150	Horizontal	Pass

U-NII-1 11n40 High Channel

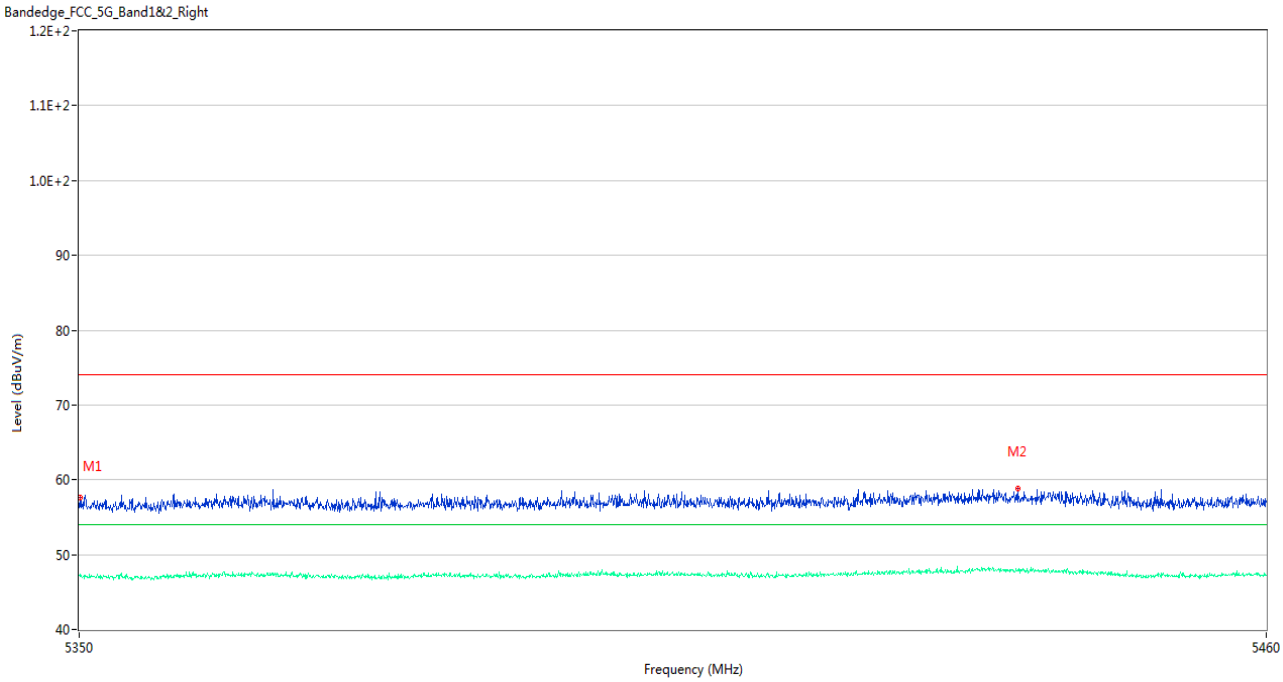

No.	Frequency (MHz)	Results (dBuV/m)	Factor (dB)	Limit (dBuV/m)	Margin (dB)	Detector	Table (Degree)	Height (cm)	Antenna	Verdict
1	5350.055	57.69	3.25	74.0	16.31	Peak	0.00	200	Horizontal	Pass
1**	5350.055	47.15	3.25	54.0	6.85	AV	0.00	200	Horizontal	Pass
2	5436.790	58.76	4.39	74.0	15.24	Peak	121.00	150	Horizontal	Pass
2**	5436.790	47.84	4.39	54.0	6.16	AV	121.00	150	Horizontal	Pass

U-NII-1 11ac20 Low Channel

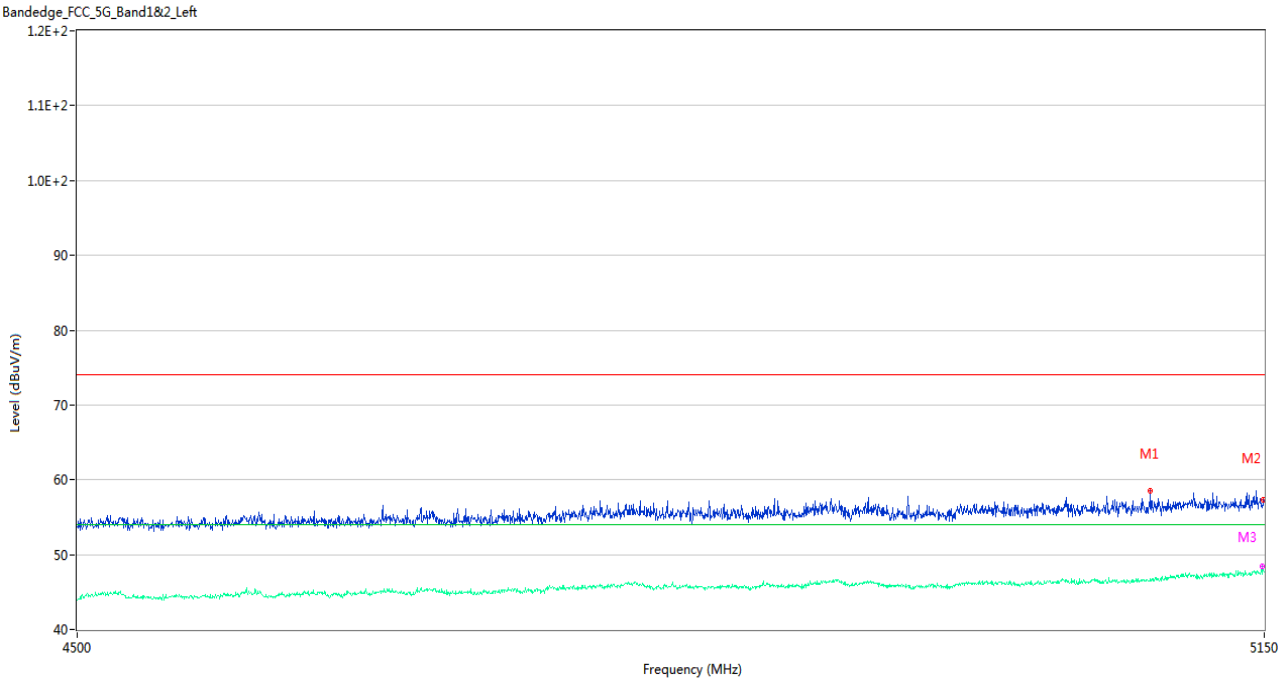

No.	Frequency (MHz)	Results (dBuV/m)	Factor (dB)	Limit (dBuV/m)	Margin (dB)	Detector	Table (Degree)	Height (cm)	Antenna	Verdict
1	5083.700	58.53	3.34	74.0	15.47	Peak	351.00	200	Horizontal	Pass
1**	5083.700	46.74	3.34	54.0	7.26	AV	351.00	200	Horizontal	Pass
2	5149.675	57.35	3.43	74.0	16.65	Peak	5.00	200	Horizontal	Pass
2**	5149.675	47.89	3.43	54.0	6.11	AV	5.00	200	Horizontal	Pass
3	5149.025	56.62	3.47	74.0	17.38	Peak	358.00	150	Horizontal	Pass
3**	5149.025	48.44	3.47	54.0	5.56	AV	358.00	150	Horizontal	Pass

U-NII-1 11ac20 High Channel

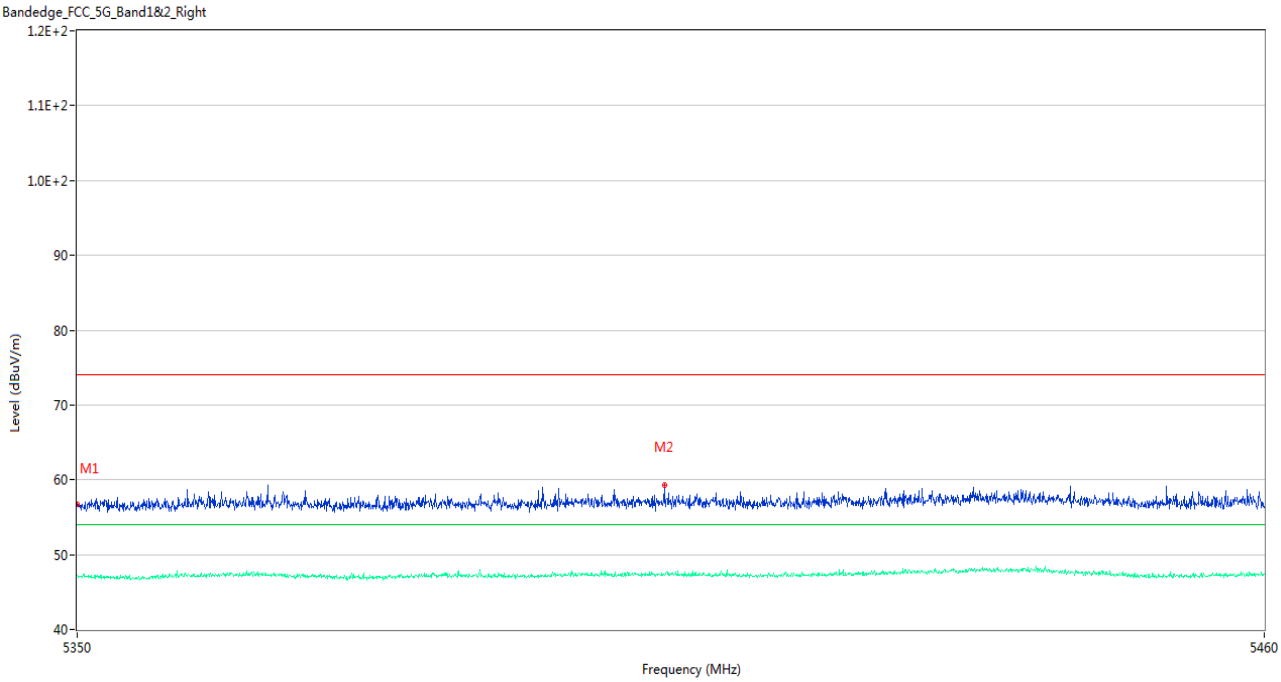

No.	Frequency (MHz)	Results (dBuV/m)	Factor (dB)	Limit (dBuV/m)	Margin (dB)	Detector	Table (Degree)	Height (cm)	Antenna	Verdict
1	5350.000	56.79	3.26	74.0	17.21	Peak	236.00	100	Horizontal	Pass
1**	5350.000	47.20	3.26	54.0	6.80	AV	236.00	100	Horizontal	Pass
2	5404.120	59.35	3.95	74.0	14.65	Peak	321.00	100	Horizontal	Pass
2**	5404.120	47.24	3.95	54.0	6.76	AV	321.00	100	Horizontal	Pass

U-NII-1 11ac40 Low Channel

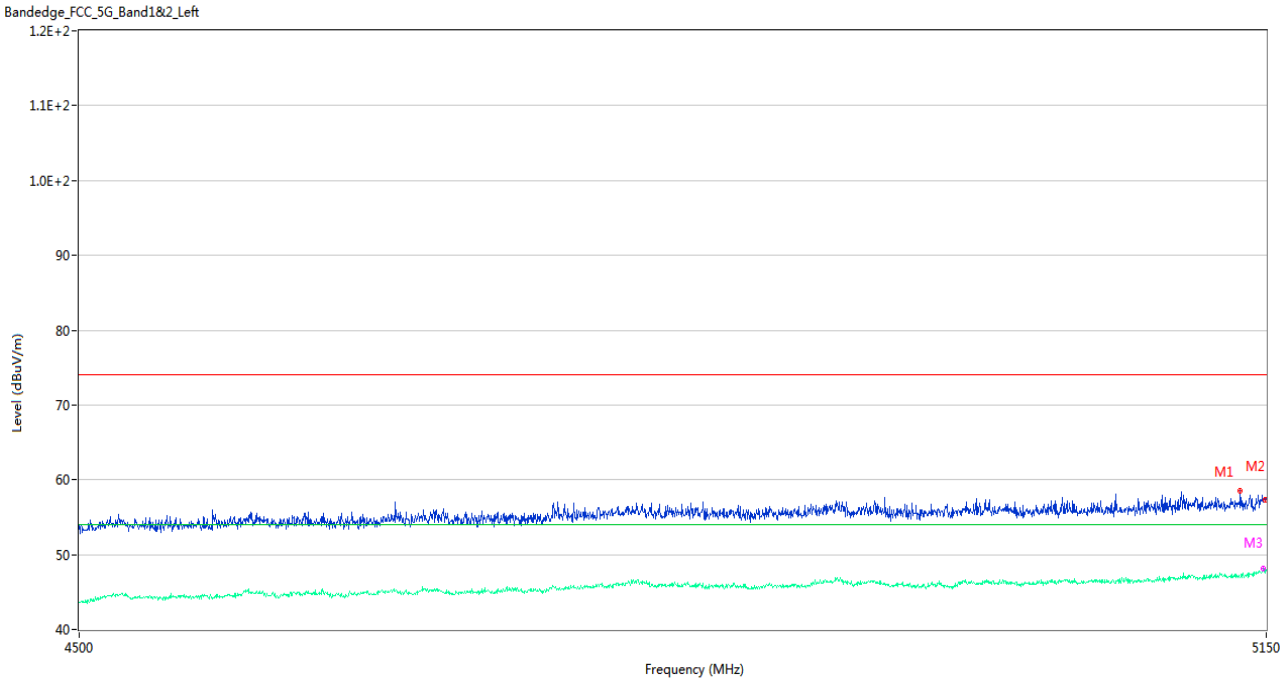

No.	Frequency (MHz)	Results (dBuV/m)	Factor (dB)	Limit (dBuV/m)	Margin (dB)	Detector	Table (Degree)	Height (cm)	Antenna	Verdict
1	5134.725	58.50	3.90	74.0	15.50	Peak	99.00	150	Horizontal	Pass
1**	5134.725	46.87	3.90	54.0	7.13	AV	99.00	150	Horizontal	Pass
2	5149.675	57.33	3.43	74.0	16.67	Peak	2.00	100	Horizontal	Pass
2**	5149.675	47.52	3.43	54.0	6.48	AV	2.00	100	Horizontal	Pass
3	5148.375	56.98	3.50	74.0	17.02	Peak	84.00	150	Horizontal	Pass
3**	5148.375	48.16	3.50	54.0	5.84	AV	84.00	150	Horizontal	Pass

U-NII-1 11ac40 High Channel

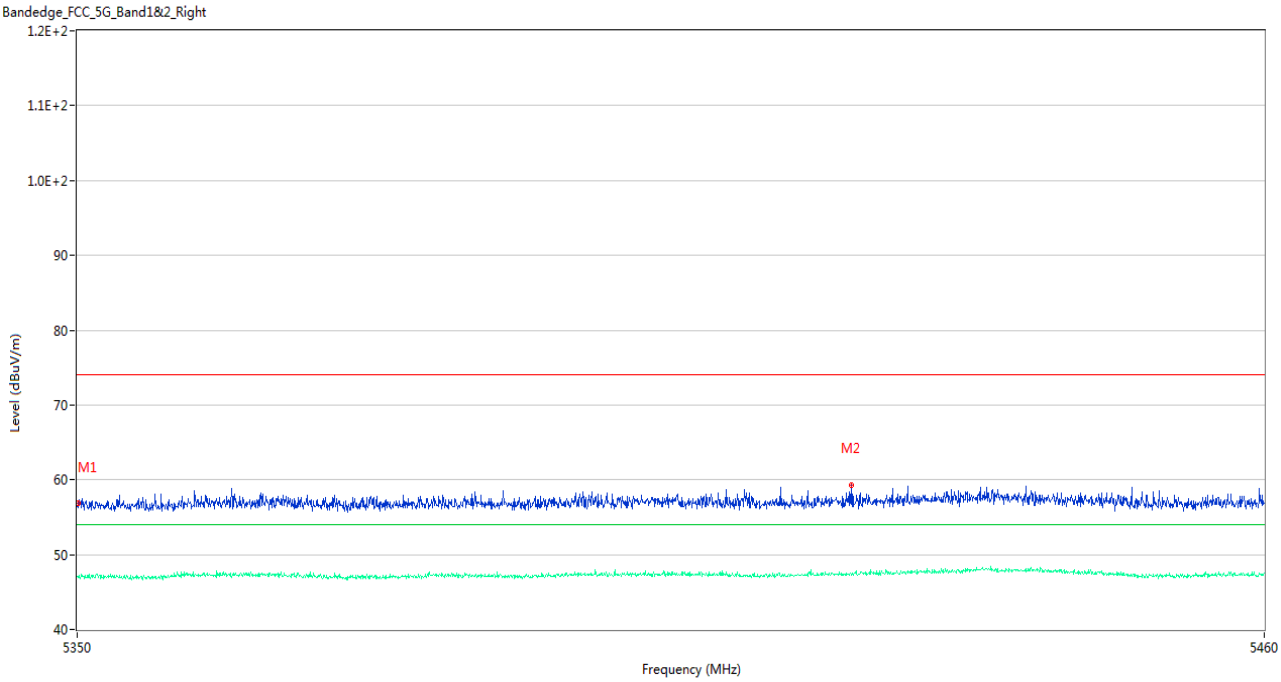

No.	Frequency (MHz)	Results (dBuV/m)	Factor (dB)	Limit (dBuV/m)	Margin (dB)	Detector	Table (Degree)	Height (cm)	Antenna	Verdict
1	5350.055	56.84	3.25	74.0	17.16	Peak	6.00	150	Horizontal	Pass
1**	5350.055	46.93	3.25	54.0	7.07	AV	6.00	150	Horizontal	Pass
2	5421.445	59.29	3.70	74.0	14.71	Peak	48.00	200	Horizontal	Pass
2**	5421.445	47.31	3.70	54.0	6.69	AV	48.00	200	Horizontal	Pass

U-NII-1 11ac80 Middle Channel

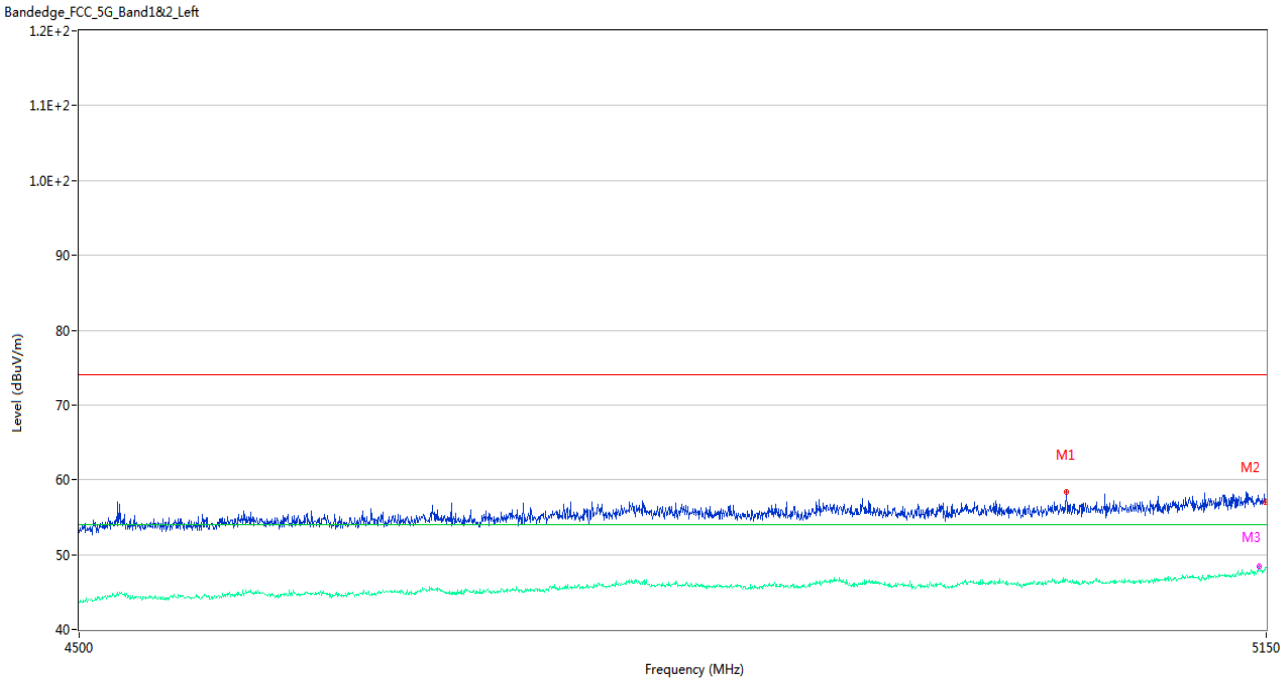

No.	Frequency (MHz)	Results (dBuV/m)	Factor (dB)	Limit (dBuV/m)	Margin (dB)	Detector	Table (Degree)	Height (cm)	Antenna	Verdict
1	5034.300	58.38	3.27	74.0	15.62	Peak	181.00	100	Horizontal	Pass
1**	5034.300	46.60	3.27	54.0	7.40	AV	181.00	100	Horizontal	Pass
2	5149.675	57.05	3.43	74.0	16.95	Peak	12.00	200	Horizontal	Pass
2**	5149.675	48.29	3.43	54.0	5.71	AV	12.00	200	Horizontal	Pass
3	5145.775	57.12	3.63	74.0	16.88	Peak	0.00	150	Horizontal	Pass
3**	5145.775	48.41	3.63	54.0	5.59	AV	0.00	150	Horizontal	Pass

U-NII-1 11ac80 Middle Channel

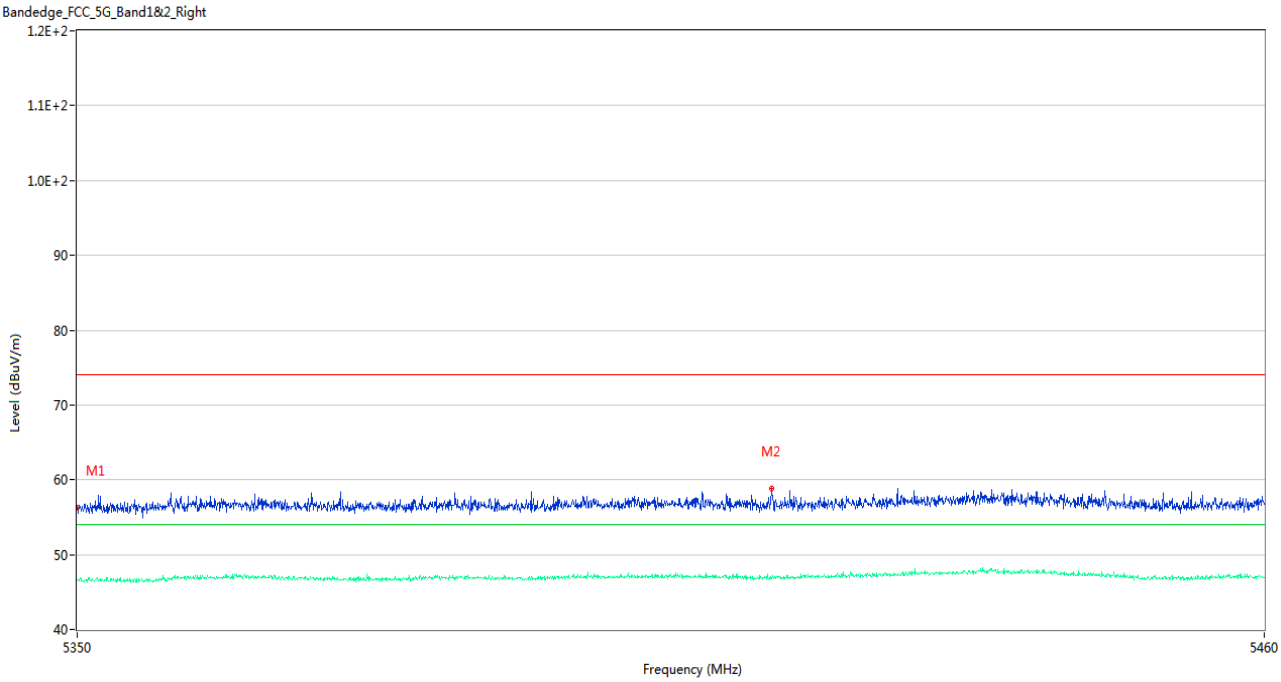

No.	Frequency (MHz)	Results (dBuV/m)	Factor (dB)	Limit (dBuV/m)	Margin (dB)	Detector	Table (Degree)	Height (cm)	Antenna	Verdict
1	5350.000	56.21	3.26	74.0	17.79	Peak	225.00	150	Horizontal	Pass
1**	5350.000	46.59	3.26	54.0	7.41	AV	225.00	150	Horizontal	Pass
2	5414.075	58.78	3.60	74.0	15.22	Peak	360.00	150	Horizontal	Pass
2**	5414.075	46.84	3.60	54.0	7.16	AV	360.00	150	Horizontal	Pass

U-NII-2A 11a Low Channel

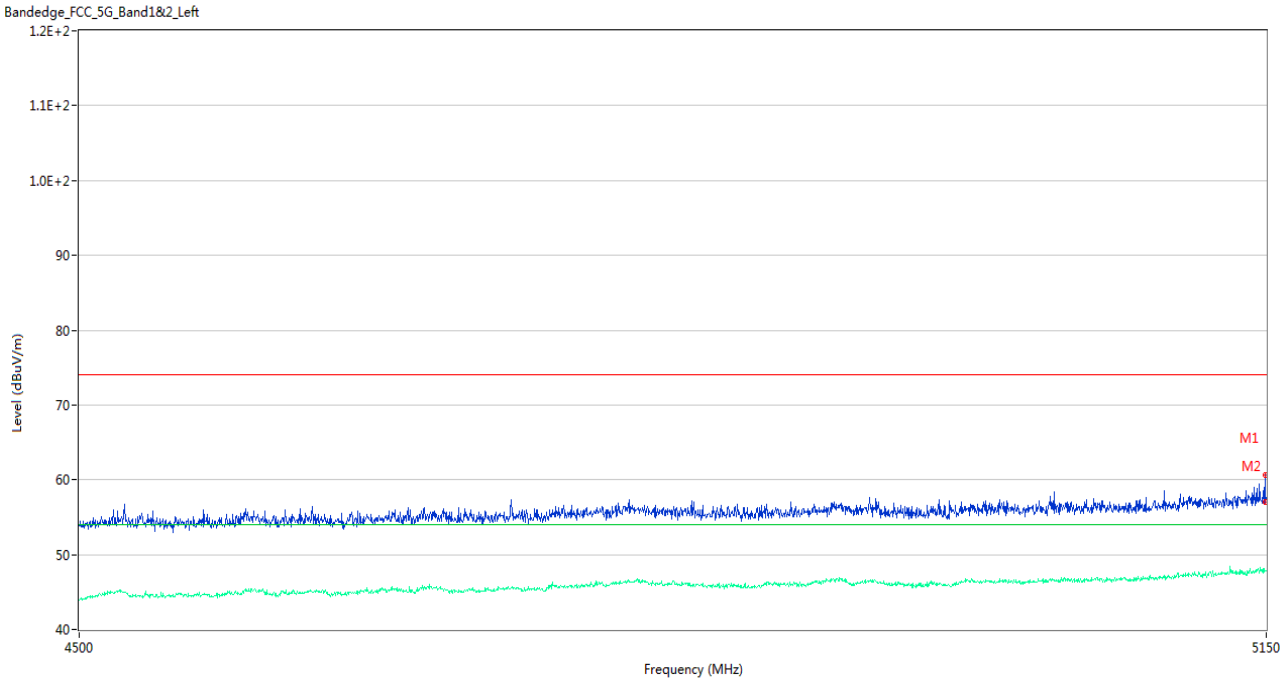

No.	Frequency (MHz)	Results (dBuV/m)	Factor (dB)	Limit (dBuV/m)	Margin (dB)	Detector	Table (Degree)	Height (cm)	Antenna	Verdict
1	5149.350	60.67	3.45	74.0	13.33	Peak	355.00	200	Horizontal	Pass
1**	5149.350	47.90	3.45	54.0	6.10	AV	355.00	200	Horizontal	Pass
2	5149.675	57.09	3.43	74.0	16.91	Peak	5.00	150	Horizontal	Pass
2**	5149.675	47.85	3.43	54.0	6.15	AV	5.00	150	Horizontal	Pass

U-NII-2A 11a High Channel

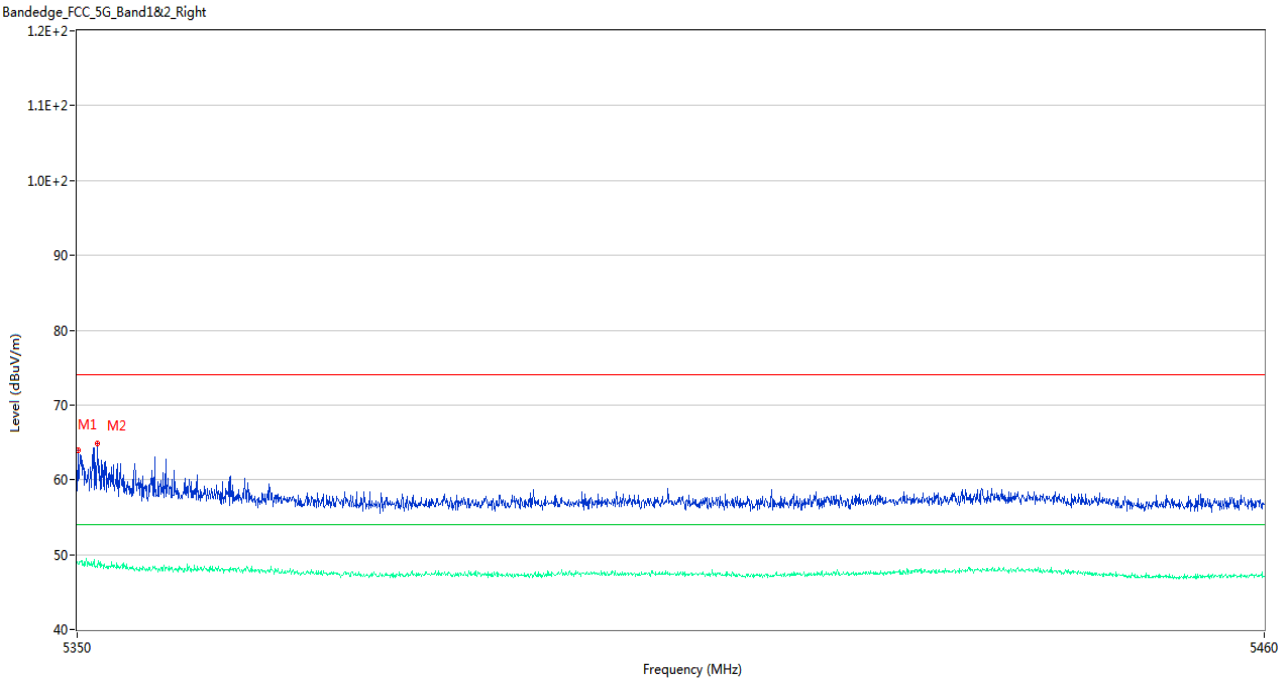

No.	Frequency (MHz)	Results (dBuV/m)	Factor (dB)	Limit (dBuV/m)	Margin (dB)	Detector	Table (Degree)	Height (cm)	Antenna	Verdict
1	5350.055	63.89	3.25	74.0	10.11	Peak	8.00	200	Horizontal	Pass
1**	5350.055	48.75	3.25	54.0	5.25	AV	8.00	200	Horizontal	Pass
2	5351.815	64.81	3.28	74.0	9.19	Peak	360.00	100	Horizontal	Pass
2**	5351.815	48.29	3.28	54.0	5.71	AV	360.00	100	Horizontal	Pass

U-NII-2A 11n20 Low Channel

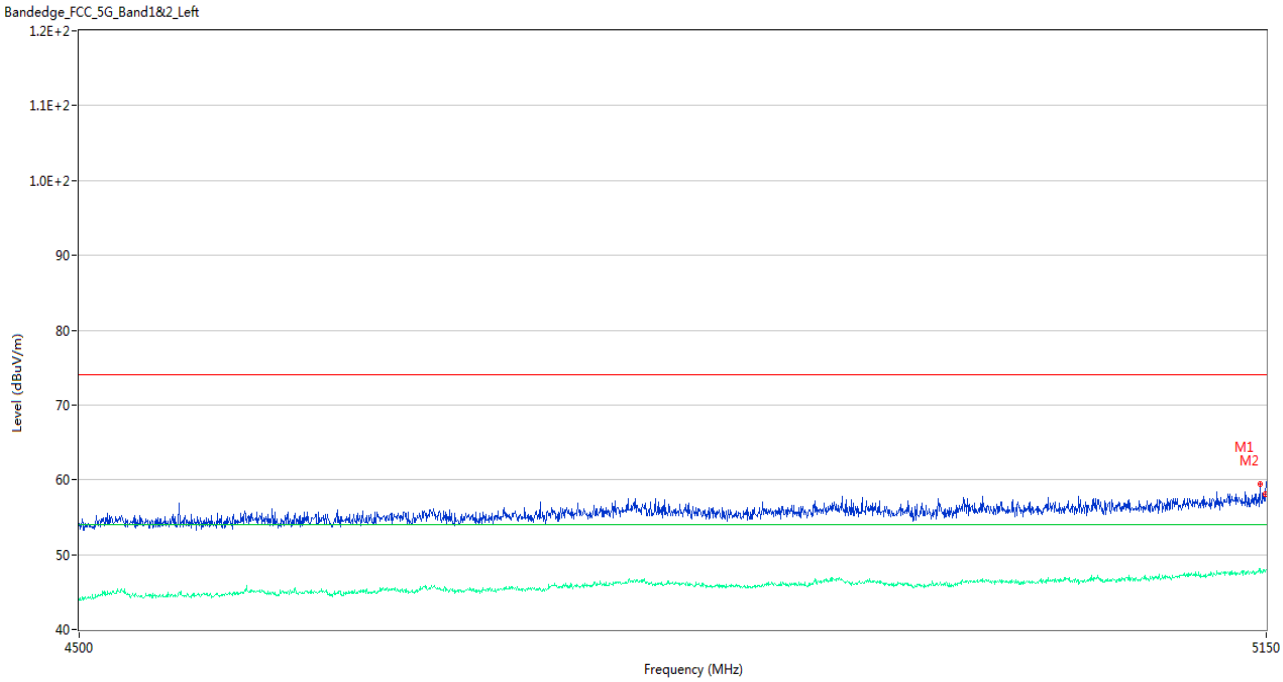

No.	Frequency (MHz)	Results (dBuV/m)	Factor (dB)	Limit (dBuV/m)	Margin (dB)	Detector	Table (Degree)	Height (cm)	Antenna	Verdict
1	5146.425	59.40	3.60	74.0	14.60	Peak	341.00	200	Horizontal	Pass
1**	5146.425	47.49	3.60	54.0	6.51	AV	341.00	200	Horizontal	Pass
2	5149.675	58.09	3.43	74.0	15.91	Peak	11.00	150	Horizontal	Pass
2**	5149.675	47.66	3.43	54.0	6.34	AV	11.00	150	Horizontal	Pass

U-NII-2A 11n20 High Channel

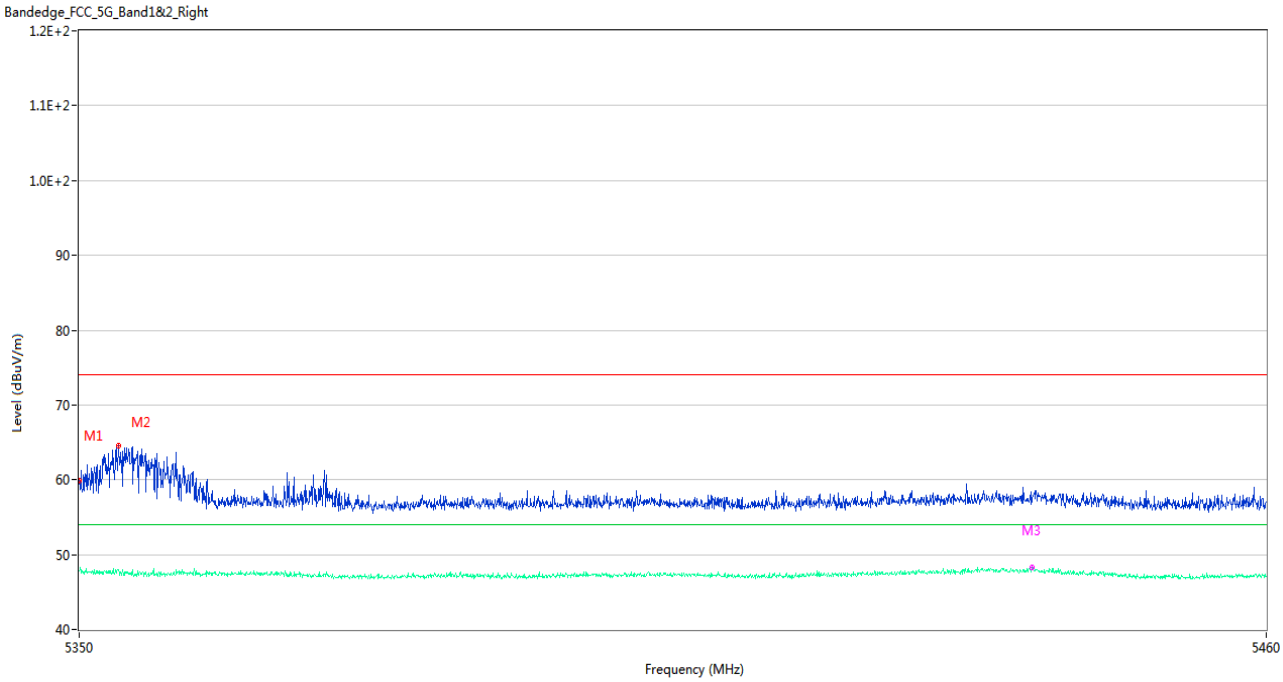

No.	Frequency (MHz)	Results (dBuV/m)	Factor (dB)	Limit (dBuV/m)	Margin (dB)	Detector	Table (Degree)	Height (cm)	Antenna	Verdict
1	5350.000	59.95	3.26	74.0	14.05	Peak	359.00	200	Horizontal	Pass
1**	5350.000	47.84	3.26	54.0	6.16	AV	359.00	200	Horizontal	Pass
2	5353.575	64.62	3.31	74.0	9.38	Peak	349.00	200	Horizontal	Pass
2**	5353.575	47.91	3.31	54.0	6.09	AV	349.00	200	Horizontal	Pass
3	5438.110	57.10	4.45	74.0	16.90	Peak	70.00	150	Horizontal	Pass
3**	5438.110	48.30	4.45	54.0	5.70	AV	70.00	150	Horizontal	Pass

U-NII-2A 11n40 Low Channel

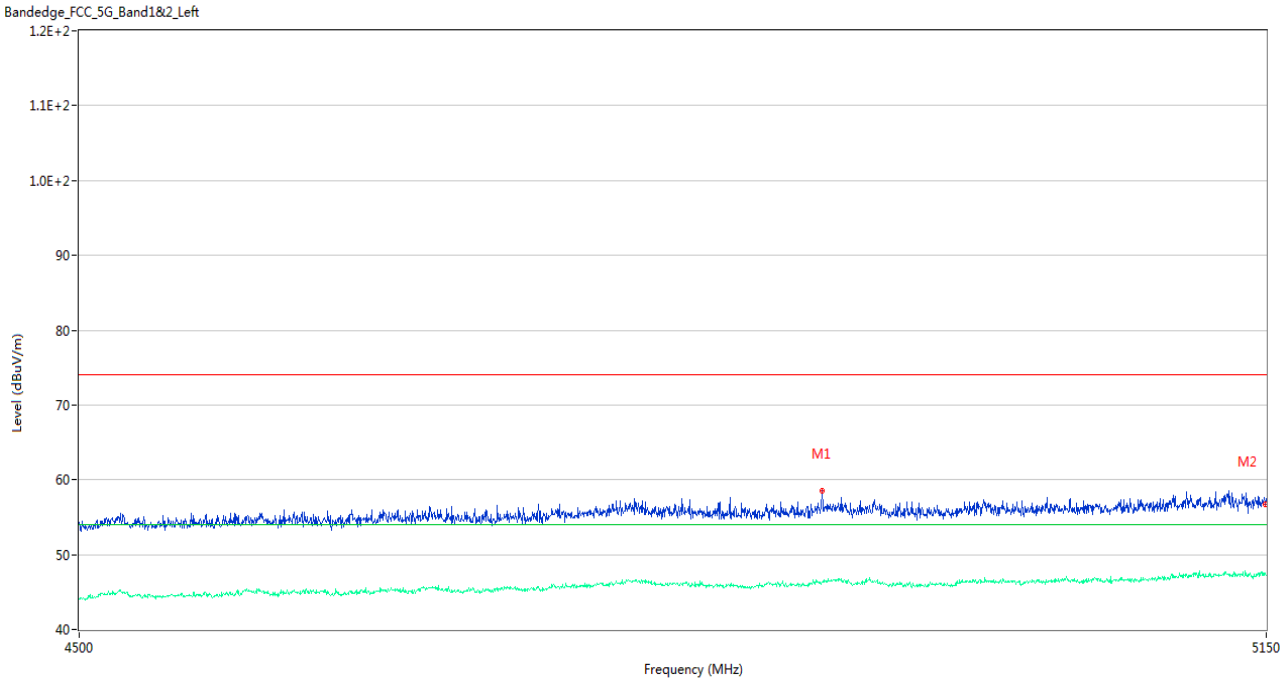

No.	Frequency (MHz)	Results (dBuV/m)	Factor (dB)	Limit (dBuV/m)	Margin (dB)	Detector	Table (Degree)	Height (cm)	Antenna	Verdict
1	4896.500	58.47	3.10	74.0	15.53	Peak	130.00	200	Horizontal	Pass
1**	4896.500	46.18	3.10	54.0	7.82	AV	130.00	200	Horizontal	Pass
2	5149.675	56.38	3.43	74.0	17.62	Peak	249.00	150	Horizontal	Pass
2**	5149.675	47.29	3.43	54.0	6.71	AV	249.00	150	Horizontal	Pass

U-NII-2A 11n40 High Channel

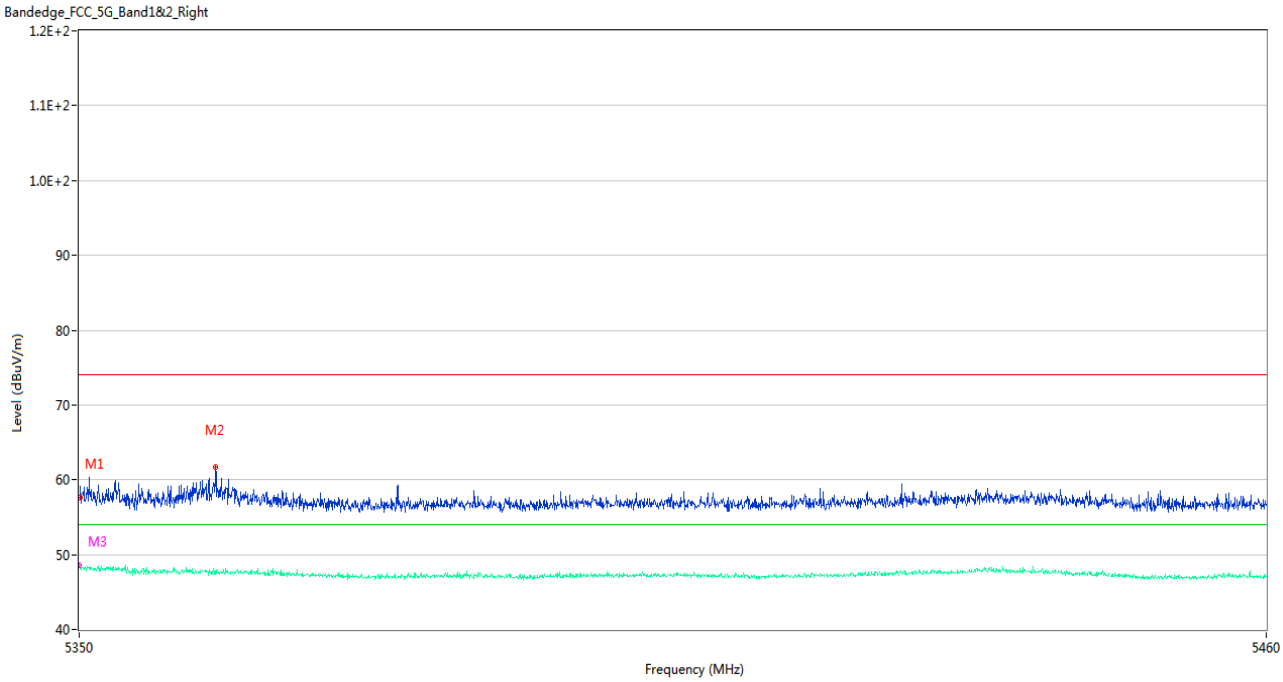

No.	Frequency (MHz)	Results (dBuV/m)	Factor (dB)	Limit (dBuV/m)	Margin (dB)	Detector	Table (Degree)	Height (cm)	Antenna	Verdict
1	5350.055	57.66	3.25	74.0	16.34	Peak	354.00	100	Horizontal	Pass
1**	5350.055	48.11	3.25	54.0	5.89	AV	354.00	100	Horizontal	Pass
2	5362.540	61.64	3.79	74.0	12.36	Peak	7.00	150	Horizontal	Pass
2**	5362.540	47.85	3.79	54.0	6.15	AV	7.00	150	Horizontal	Pass
3	5350.000	57.56	3.26	74.0	16.44	Peak	0.00	150	Horizontal	Pass
3**	5350.000	48.56	3.26	54.0	5.44	AV	0.00	150	Horizontal	Pass

U-NII-2A 11ac20 Low Channel

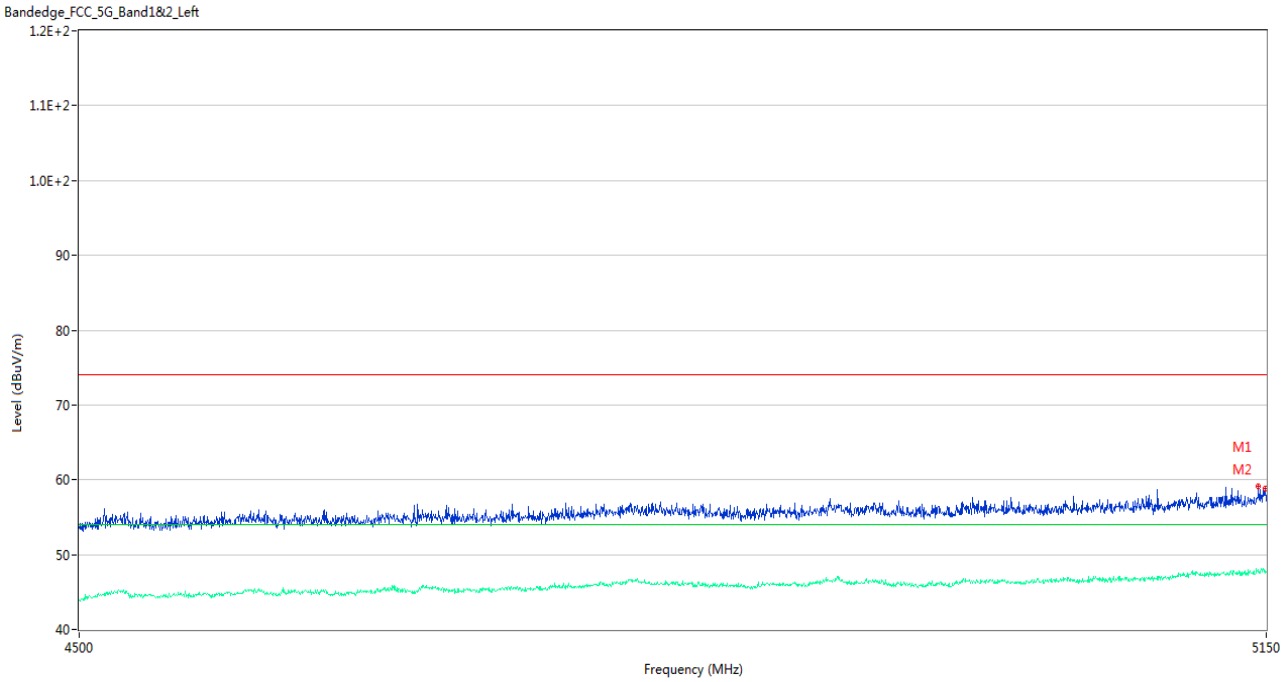

No.	Frequency (MHz)	Results (dBuV/m)	Factor (dB)	Limit (dBuV/m)	Margin (dB)	Detector	Table (Degree)	Height (cm)	Antenna	Verdict
1	5145.450	59.11	3.65	74.0	14.89	Peak	359.00	100	Horizontal	Pass
1**	5145.450	47.88	3.65	54.0	6.12	AV	359.00	100	Horizontal	Pass
2	5149.675	58.79	3.43	74.0	15.21	Peak	4.00	100	Horizontal	Pass
2**	5149.675	47.80	3.43	54.0	6.20	AV	4.00	100	Horizontal	Pass

U-NII-2A 11ac20 High Channel

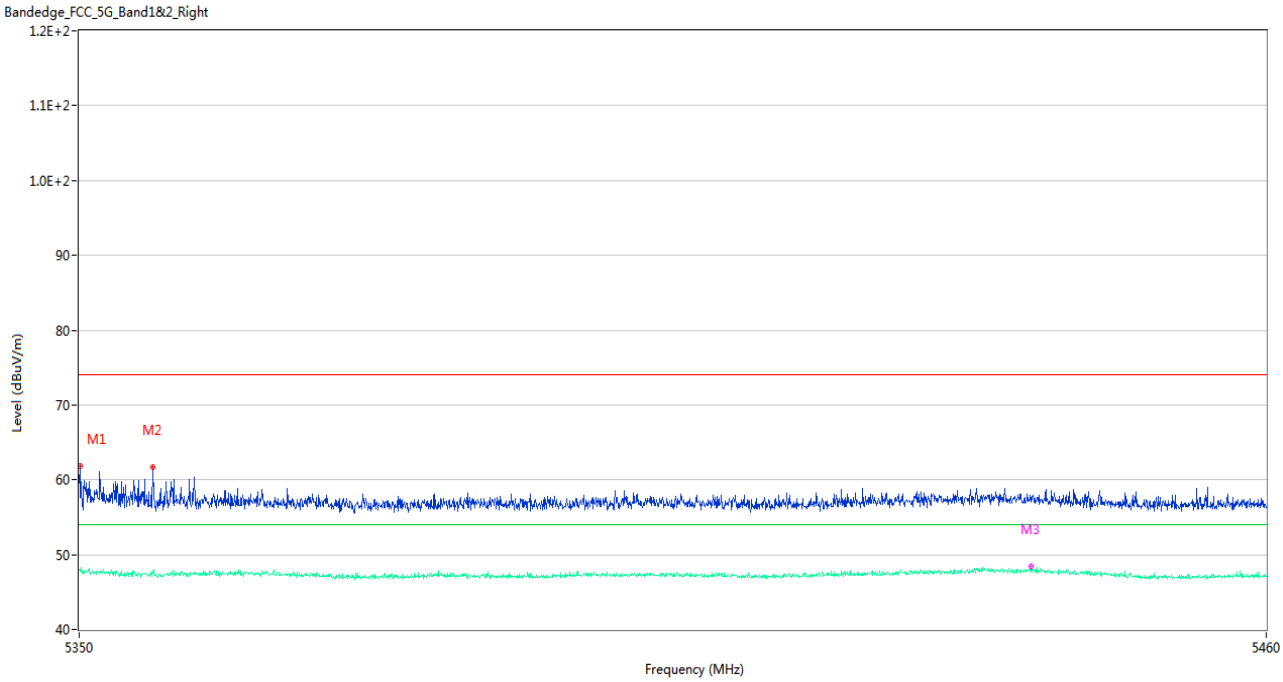

No.	Frequency (MHz)	Results (dBuV/m)	Factor (dB)	Limit (dBuV/m)	Margin (dB)	Detector	Table (Degree)	Height (cm)	Antenna	Verdict
1	5350.055	61.80	3.25	74.0	12.20	Peak	349.00	200	Horizontal	Pass
1**	5350.055	47.86	3.25	54.0	6.14	AV	349.00	200	Horizontal	Pass
2	5356.765	61.69	3.35	74.0	12.31	Peak	349.00	150	Horizontal	Pass
2**	5356.765	47.64	3.35	54.0	6.36	AV	349.00	150	Horizontal	Pass
3	5438.000	57.48	4.46	74.0	16.52	Peak	231.00	150	Horizontal	Pass
3**	5438.000	48.44	4.46	54.0	5.56	AV	231.00	150	Horizontal	Pass

U-NII-2A 11ac40 Low Channel

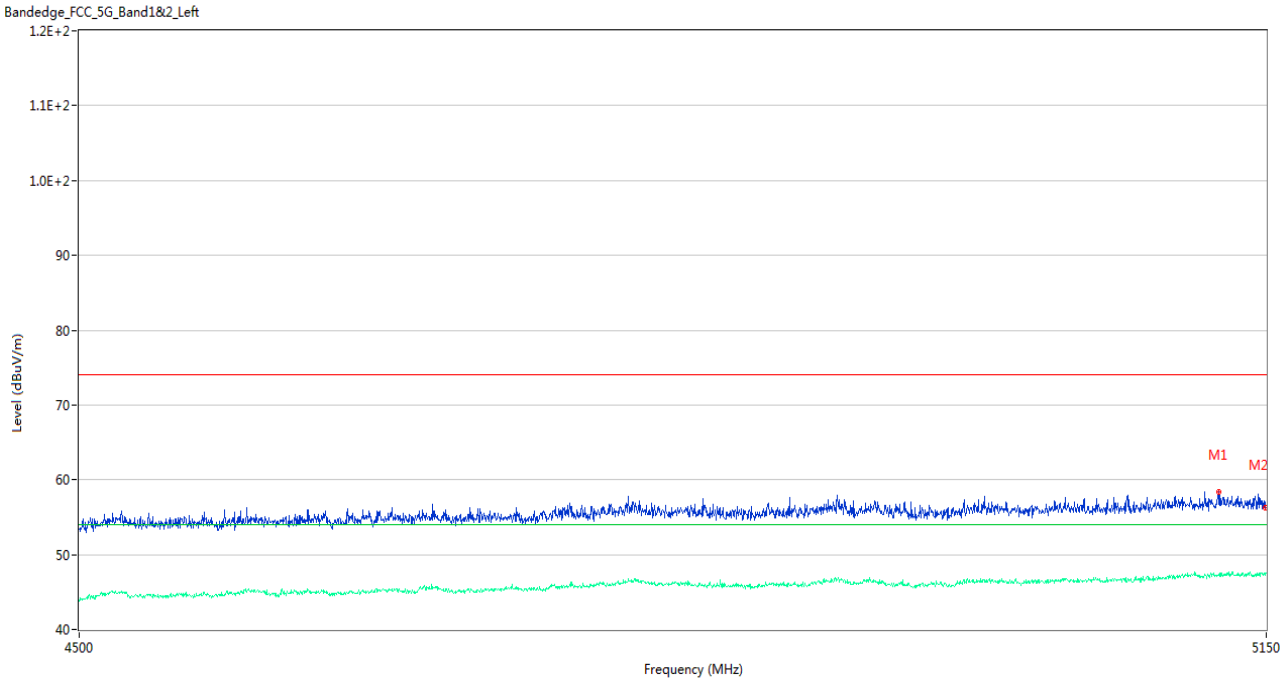

No.	Frequency (MHz)	Results (dBuV/m)	Factor (dB)	Limit (dBuV/m)	Margin (dB)	Detector	Table (Degree)	Height (cm)	Antenna	Verdict
1	5122.375	58.34	4.09	74.0	15.66	Peak	356.00	100	Horizontal	Pass
1**	5122.375	47.20	4.09	54.0	6.80	AV	356.00	100	Horizontal	Pass
2	5149.675	56.20	3.43	74.0	17.80	Peak	359.00	200	Horizontal	Pass
2**	5149.675	47.51	3.43	54.0	6.49	AV	359.00	200	Horizontal	Pass

U-NII-2A 11ac40 High Channel

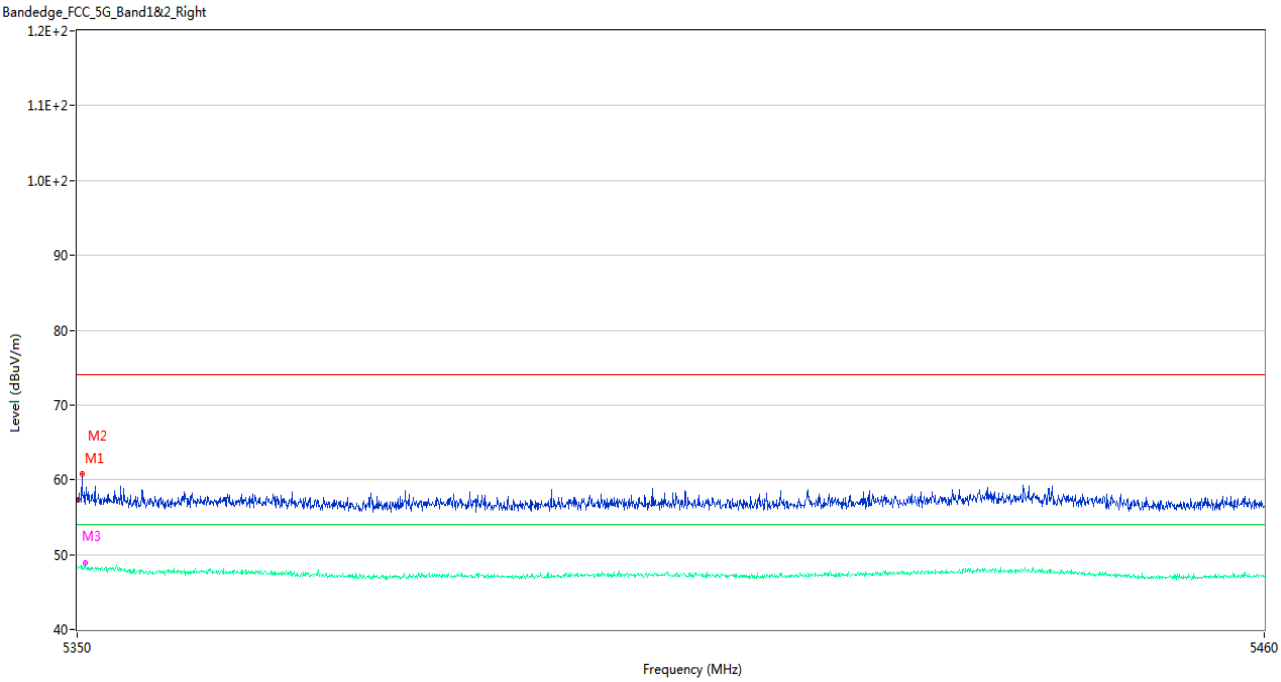

No.	Frequency (MHz)	Results (dBuV/m)	Factor (dB)	Limit (dBuV/m)	Margin (dB)	Detector	Table (Degree)	Height (cm)	Antenna	Verdict
1	5350.000	57.34	3.26	74.0	16.66	Peak	106.00	200	Horizontal	Pass
1**	5350.000	48.39	3.26	54.0	5.61	AV	106.00	200	Horizontal	Pass
2	5350.440	60.73	3.25	74.0	13.27	Peak	0.00	200	Horizontal	Pass
2**	5350.440	48.14	3.25	54.0	5.86	AV	0.00	200	Horizontal	Pass
3	5350.715	57.98	3.24	74.0	16.02	Peak	356.00	150	Horizontal	Pass
3**	5350.715	48.86	3.24	54.0	5.14	AV	356.00	150	Horizontal	Pass

U-NII-2A 11ac80 Middle Channel

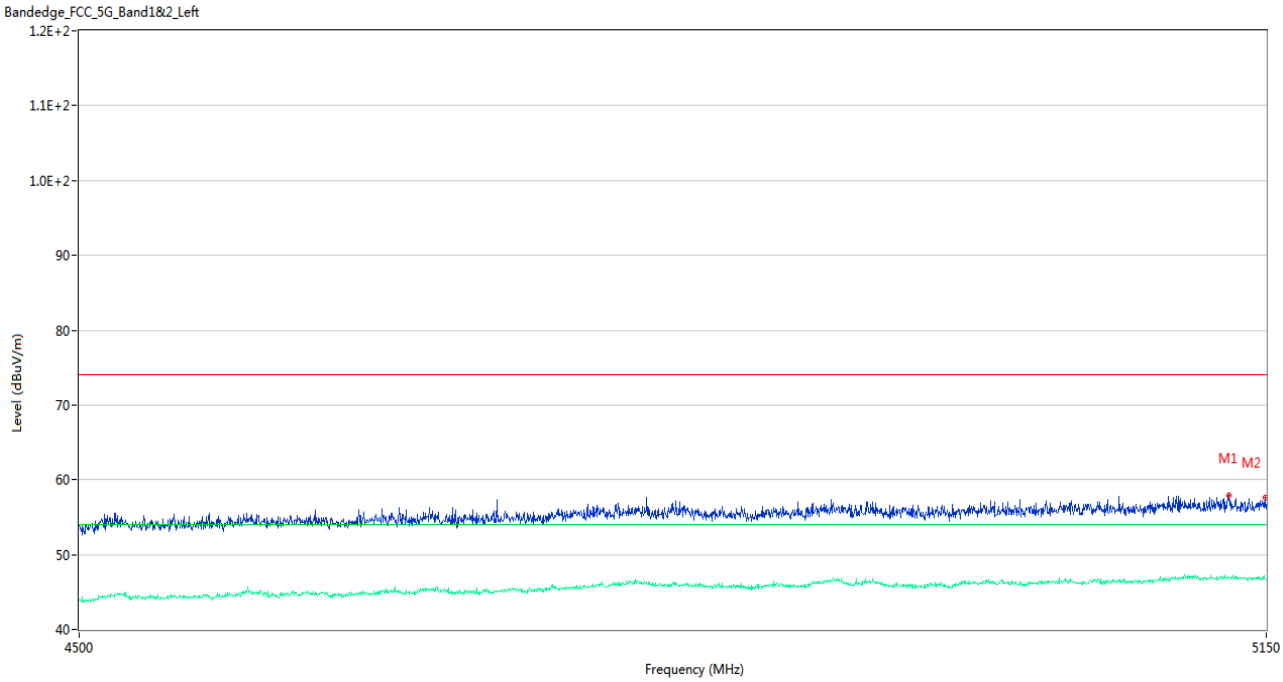

No.	Frequency (MHz)	Results (dBuV/m)	Factor (dB)	Limit (dBuV/m)	Margin (dB)	Detector	Table (Degree)	Height (cm)	Antenna	Verdict
1	5128.225	57.88	4.07	74.0	16.12	Peak	359.00	150	Horizontal	Pass
1**	5128.225	46.93	4.07	54.0	7.07	AV	359.00	150	Horizontal	Pass
2	5149.675	57.68	3.43	74.0	16.32	Peak	265.00	200	Horizontal	Pass
2**	5149.675	46.85	3.43	54.0	7.15	AV	265.00	200	Horizontal	Pass

U-NII-2A 11ac80 Middle Channel

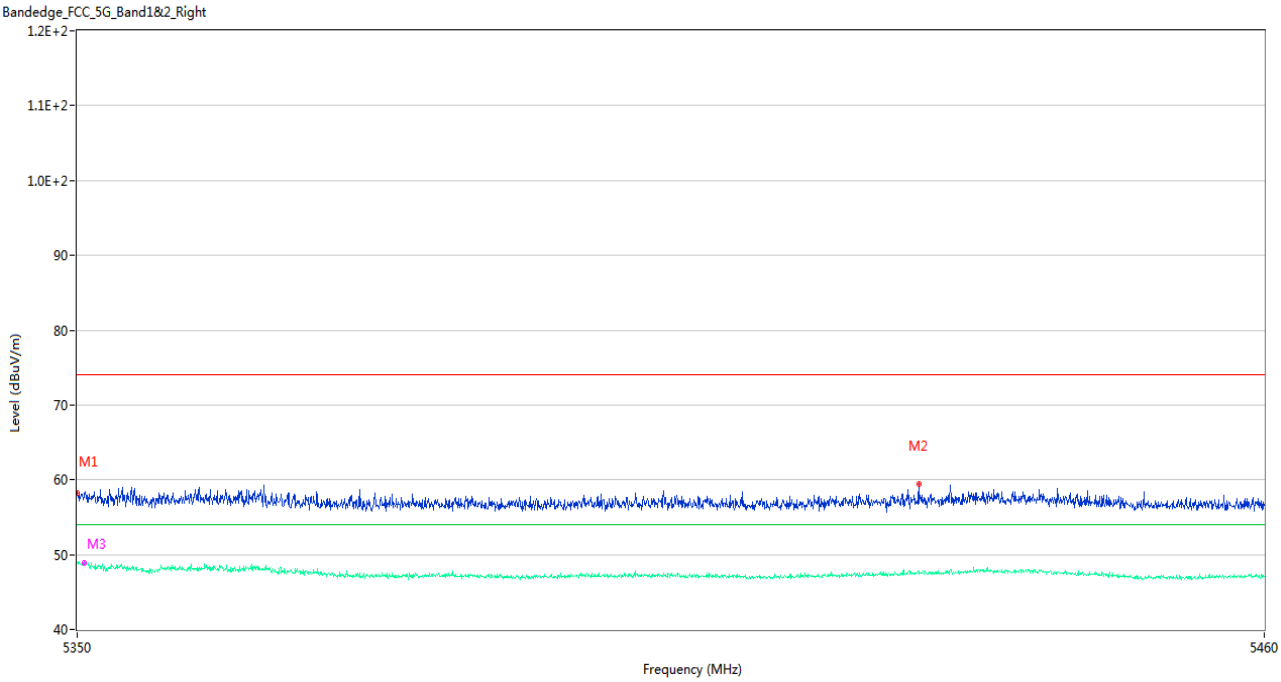

No.	Frequency (MHz)	Results (dBuV/m)	Factor (dB)	Limit (dBuV/m)	Margin (dB)	Detector	Table (Degree)	Height (cm)	Antenna	Verdict
1	5350.000	58.20	3.26	74.0	15.80	Peak	360.00	200	Horizontal	Pass
1**	5350.000	48.83	3.26	54.0	5.17	AV	360.00	200	Horizontal	Pass
2	5427.770	59.49	4.04	74.0	14.51	Peak	299.00	100	Horizontal	Pass
2**	5427.770	47.67	4.04	54.0	6.33	AV	299.00	100	Horizontal	Pass
3	5350.660	58.21	3.24	74.0	15.79	Peak	2.00	150	Horizontal	Pass
3**	5350.660	48.86	3.24	54.0	5.14	AV	2.00	150	Horizontal	Pass

U-NII-2C 11a Low Channel

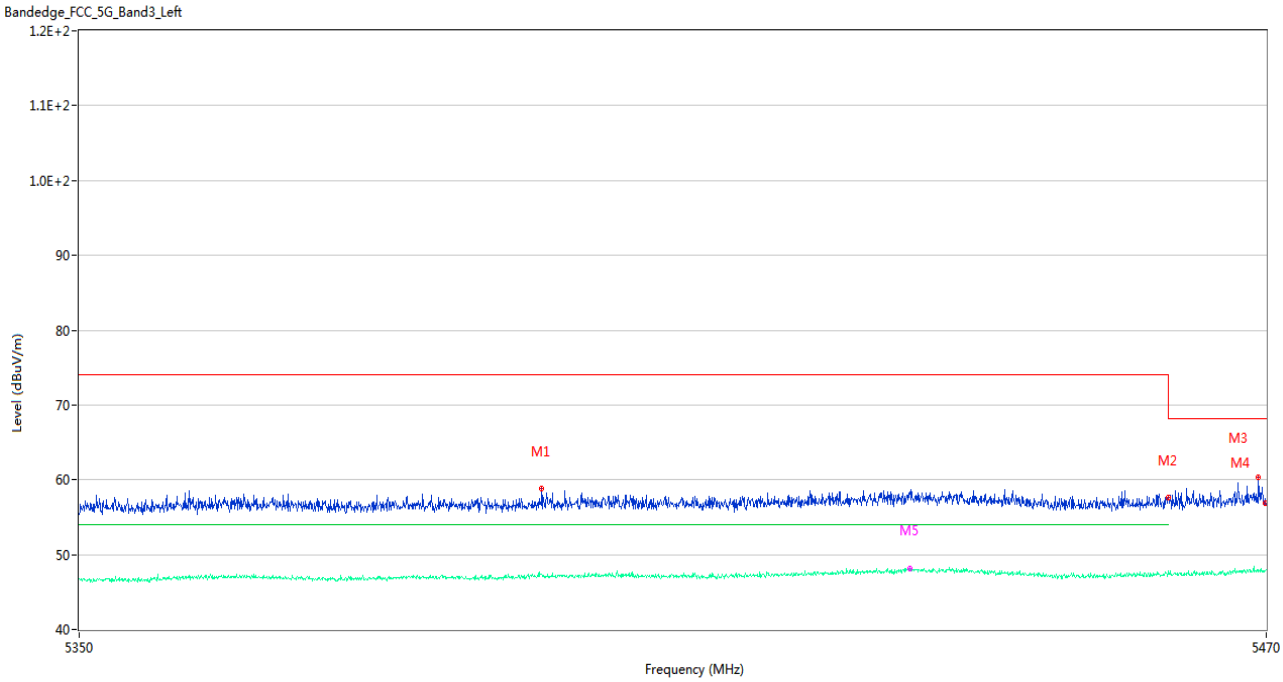

No.	Frequency (MHz)	Results (dBuV/m)	Factor (dB)	Limit (dBuV/m)	Margin (dB)	Detector	Table (Degree)	Height (cm)	Antenna	Verdict
1	5396.440	58.85	3.85	74.0	15.15	Peak	243.00	200	Horizontal	Pass
1**	5396.440	47.36	3.85	54.0	6.64	AV	243.00	200	Horizontal	Pass
2	5459.980	57.56	4.10	74.0	16.44	Peak	278.00	200	Horizontal	Pass
2**	5459.980	47.46	4.10	54.0	6.54	AV	278.00	200	Horizontal	Pass
3	5469.220	60.40	4.08	68.2	7.80	Peak	20.00	200	Horizontal	Pass
3**	5469.220	47.91	4.08	--	--	AV	20.00	200	Horizontal	N/A
4	5469.940	56.90	4.06	68.2	11.30	Peak	15.00	100	Horizontal	Pass
4**	5469.940	47.77	4.06	--	--	AV	15.00	100	Horizontal	N/A
5	5433.700	58.10	4.48	74.0	15.90	Peak	96.00	150	Horizontal	Pass
5**	5433.700	48.16	4.48	54.0	5.84	AV	96.00	150	Horizontal	Pass

U-NII-2C 11a High Channel

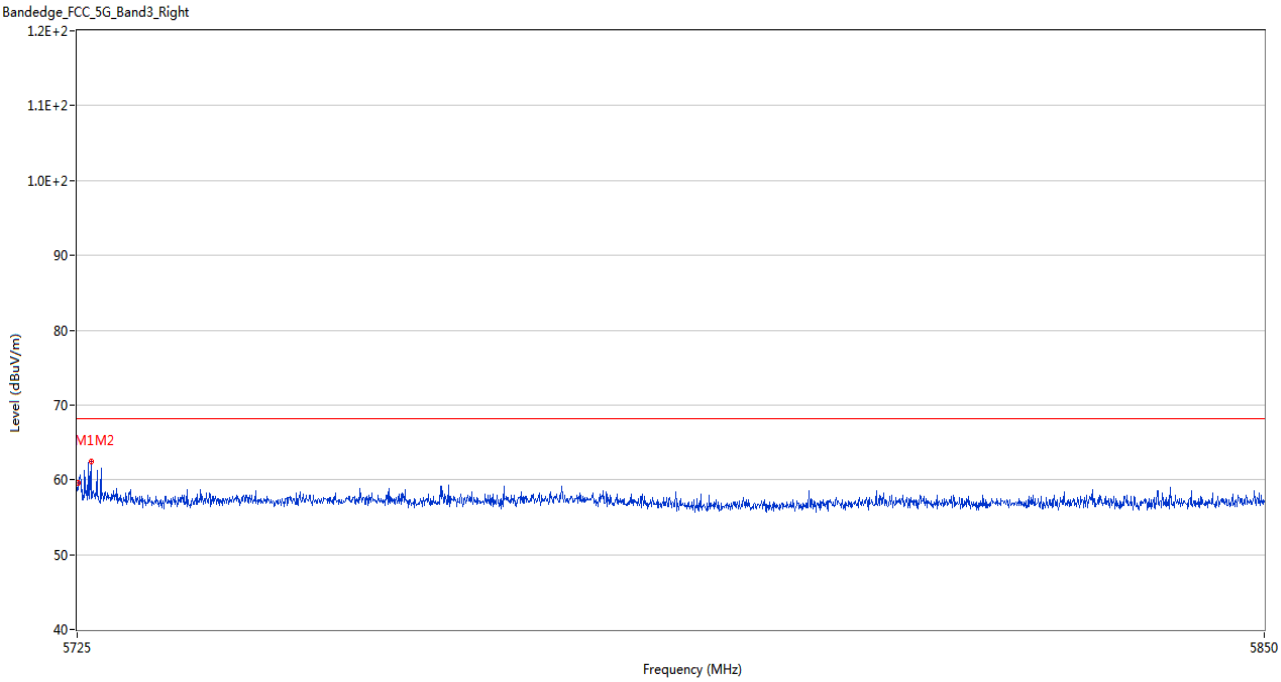

No.	Frequency (MHz)	Results (dBuV/m)	Factor (dB)	Limit (dBuV/m)	Margin (dB)	Detector	Table (Degree)	Height (cm)	Antenna	Verdict
1	5725.063	59.52	4.12	68.2	8.68	Peak	0.00	100	Horizontal	Pass
2	5726.437	62.50	4.12	68.2	5.70	Peak	0.00	150	Horizontal	Pass

U-NII-2C 11n20 Low Channel

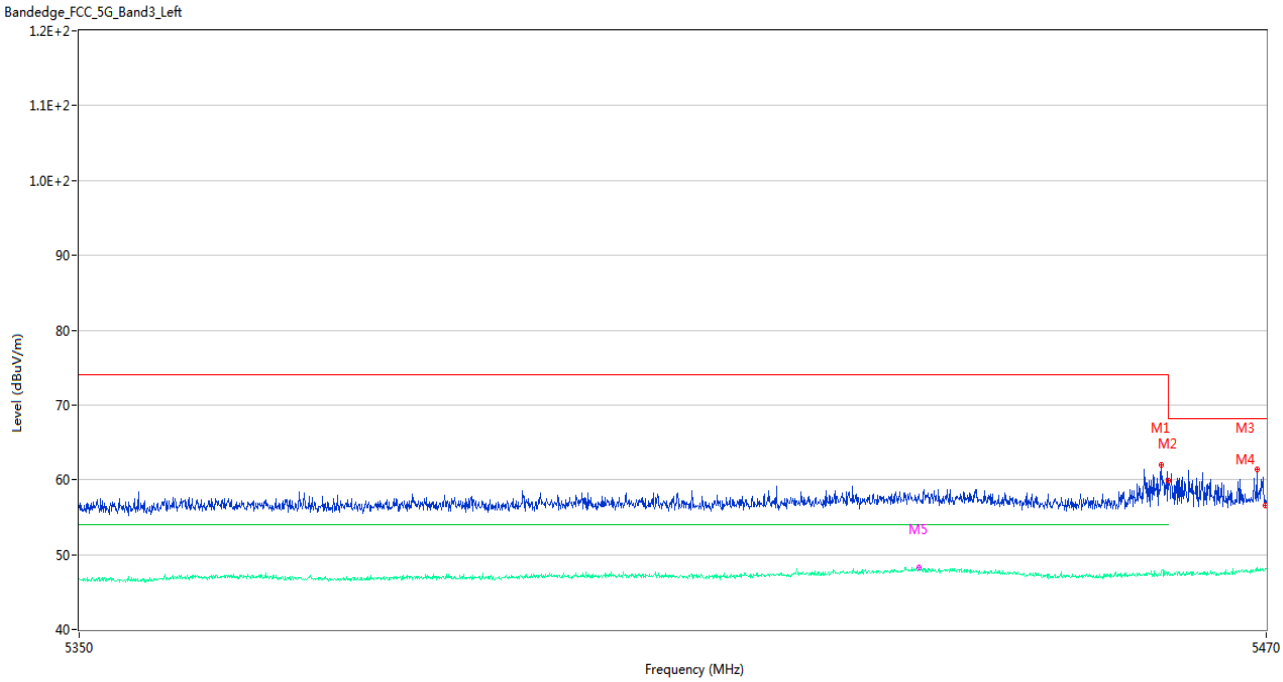

No.	Frequency (MHz)	Results (dBuV/m)	Factor (dB)	Limit (dBuV/m)	Margin (dB)	Detector	Table (Degree)	Height (cm)	Antenna	Verdict
1	5459.320	61.97	4.08	74.0	12.03	Peak	15.00	200	Horizontal	Pass
1**	5459.320	47.62	4.08	54.0	6.38	AV	15.00	200	Horizontal	Pass
2	5459.980	59.92	4.10	74.0	14.08	Peak	0.00	200	Horizontal	Pass
2**	5459.980	47.63	4.10	54.0	6.37	AV	0.00	200	Horizontal	Pass
3	5469.040	61.33	4.09	68.2	6.87	Peak	339.00	150	Horizontal	Pass
3**	5469.040	47.86	4.09	--	--	AV	339.00	150	Horizontal	N/A
4	5469.940	56.65	4.06	68.2	11.55	Peak	23.00	150	Horizontal	Pass
4**	5469.940	48.16	4.06	--	--	AV	23.00	150	Horizontal	N/A
5	5434.600	58.05	4.43	74.0	15.95	Peak	217.00	150	Horizontal	Pass
5**	5434.600	48.34	4.43	54.0	5.66	AV	217.00	150	Horizontal	Pass

U-NII-2C 11n20 High Channel

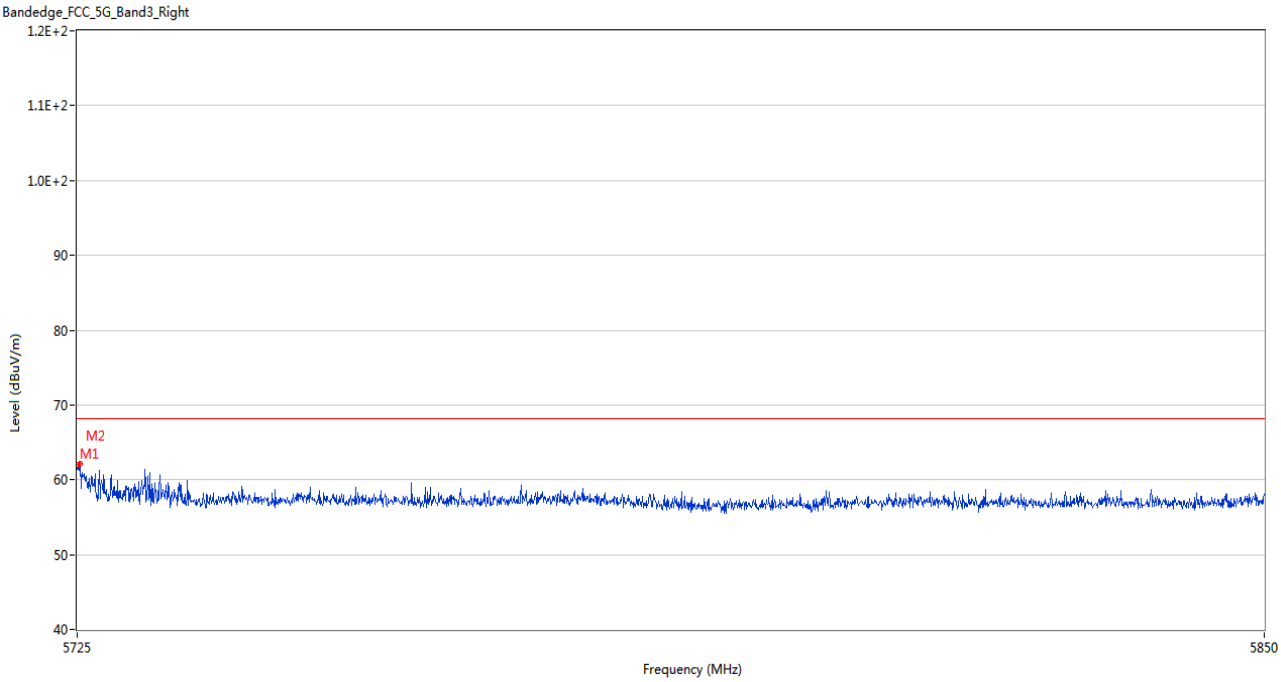

No.	Frequency (MHz)	Results (dBuV/m)	Factor (dB)	Limit (dBuV/m)	Margin (dB)	Detector	Table (Degree)	Height (cm)	Antenna	Verdict
1	5725.063	62.00	4.12	68.2	6.20	Peak	0.00	150	Horizontal	Pass
2	5725.313	62.21	4.12	68.2	5.99	Peak	0.00	100	Horizontal	Pass

U-NII-2C 11n40 Low Channel

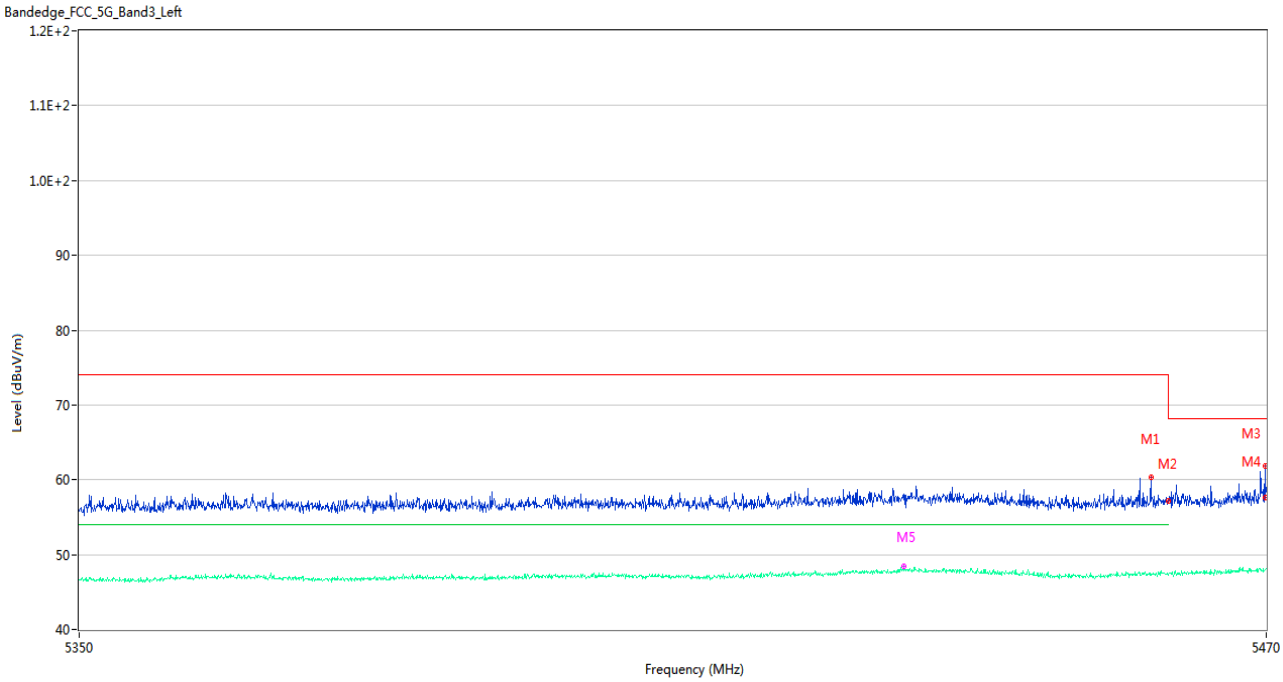

No.	Frequency (MHz)	Results (dBuV/m)	Factor (dB)	Limit (dBuV/m)	Margin (dB)	Detector	Table (Degree)	Height (cm)	Antenna	Verdict
1	5458.240	60.40	4.08	74.0	13.60	Peak	4.00	150	Horizontal	Pass
1**	5458.240	47.27	4.08	54.0	6.73	AV	4.00	150	Horizontal	Pass
2	5459.980	57.14	4.10	74.0	16.86	Peak	305.00	100	Horizontal	Pass
2**	5459.980	47.29	4.10	54.0	6.71	AV	305.00	100	Horizontal	Pass
3	5469.880	61.85	4.06	68.2	6.35	Peak	34.00	100	Horizontal	Pass
3**	5469.880	48.02	4.06	--	--	AV	34.00	100	Horizontal	N/A
4	5469.940	57.56	4.06	68.2	10.64	Peak	360.00	150	Horizontal	Pass
4**	5469.940	47.97	4.06	--	--	AV	360.00	150	Horizontal	N/A
5	5433.040	57.37	4.38	74.0	16.63	Peak	176.00	150	Horizontal	Pass
5**	5433.040	48.40	4.38	54.0	5.60	AV	176.00	150	Horizontal	Pass

U-NII-2C 11n40 High Channel

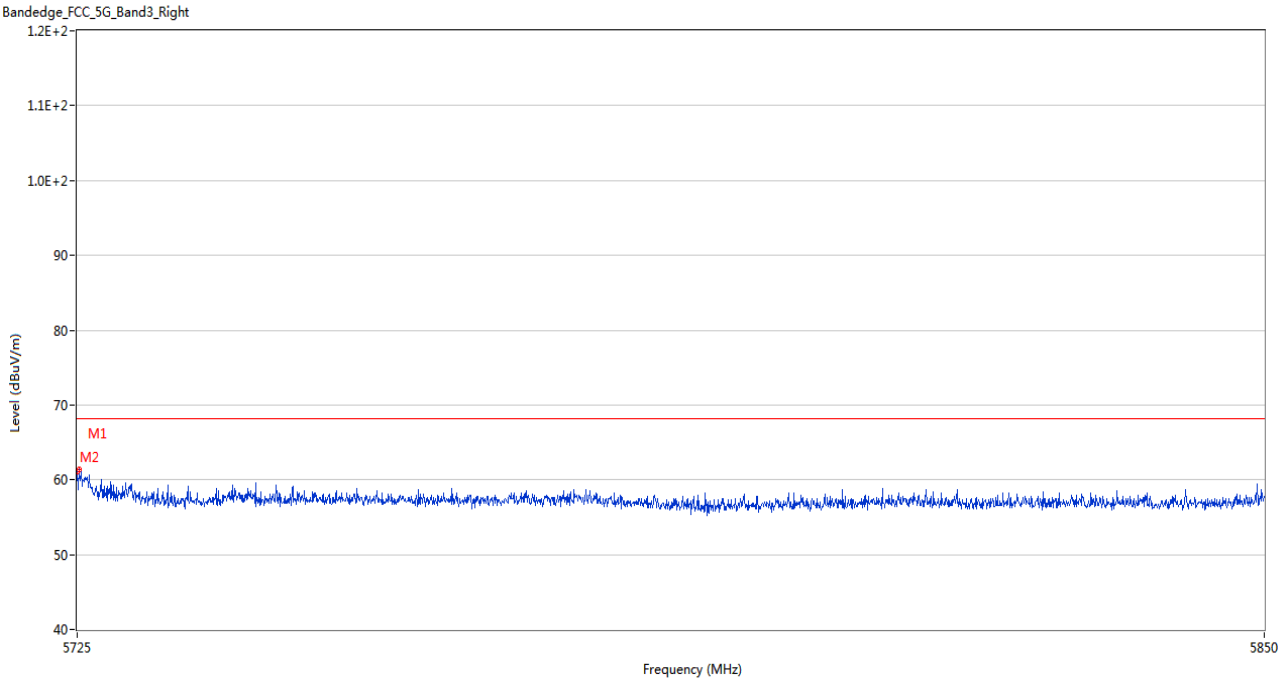

No.	Frequency (MHz)	Results (dBuV/m)	Factor (dB)	Limit (dBuV/m)	Margin (dB)	Detector	Table (Degree)	Height (cm)	Antenna	Verdict
1	5725.000	61.15	4.12	68.2	7.05	Peak	2.00	200	Horizontal	Pass
2	5725.188	61.39	4.12	68.2	6.81	Peak	360.00	200	Horizontal	Pass

U-NII-2C 11ac20 Low Channel

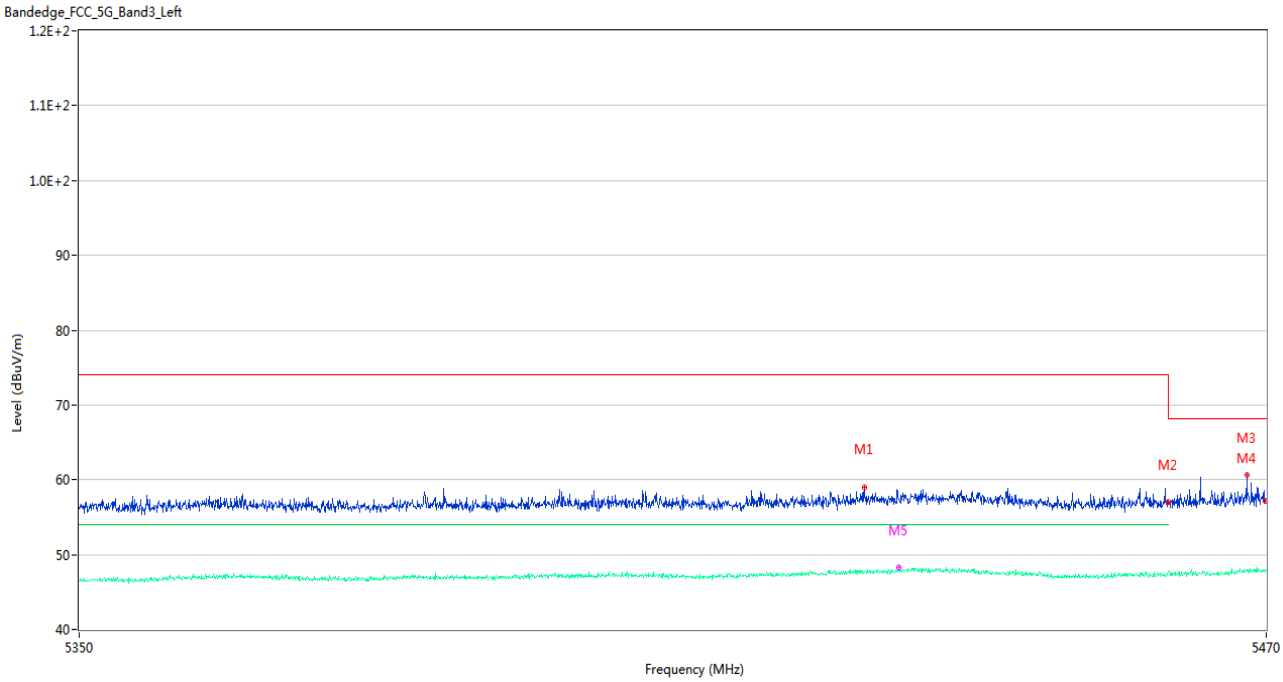

No.	Frequency (MHz)	Results (dBuV/m)	Factor (dB)	Limit (dBuV/m)	Margin (dB)	Detector	Table (Degree)	Height (cm)	Antenna	Verdict
1	5429.080	59.04	4.09	74.0	14.96	Peak	293.00	100	Horizontal	Pass
1**	5429.080	47.65	4.09	54.0	6.35	AV	293.00	100	Horizontal	Pass
2	5459.980	57.03	4.10	74.0	16.97	Peak	350.00	150	Horizontal	Pass
2**	5459.980	47.63	4.10	54.0	6.37	AV	350.00	150	Horizontal	Pass
3	5468.020	60.60	4.13	68.2	7.60	Peak	0.00	150	Horizontal	Pass
3**	5468.020	47.80	4.13	--	--	AV	0.00	150	Horizontal	N/A
4	5469.940	57.17	4.06	68.2	11.03	Peak	0.00	200	Horizontal	Pass
4**	5469.940	47.72	4.06	--	--	AV	0.00	200	Horizontal	N/A
5	5432.620	57.53	4.32	74.0	16.47	Peak	64.00	150	Horizontal	Pass
5**	5432.620	48.32	4.32	54.0	5.68	AV	64.00	150	Horizontal	Pass

U-NII-2C 11ac20 High Channel

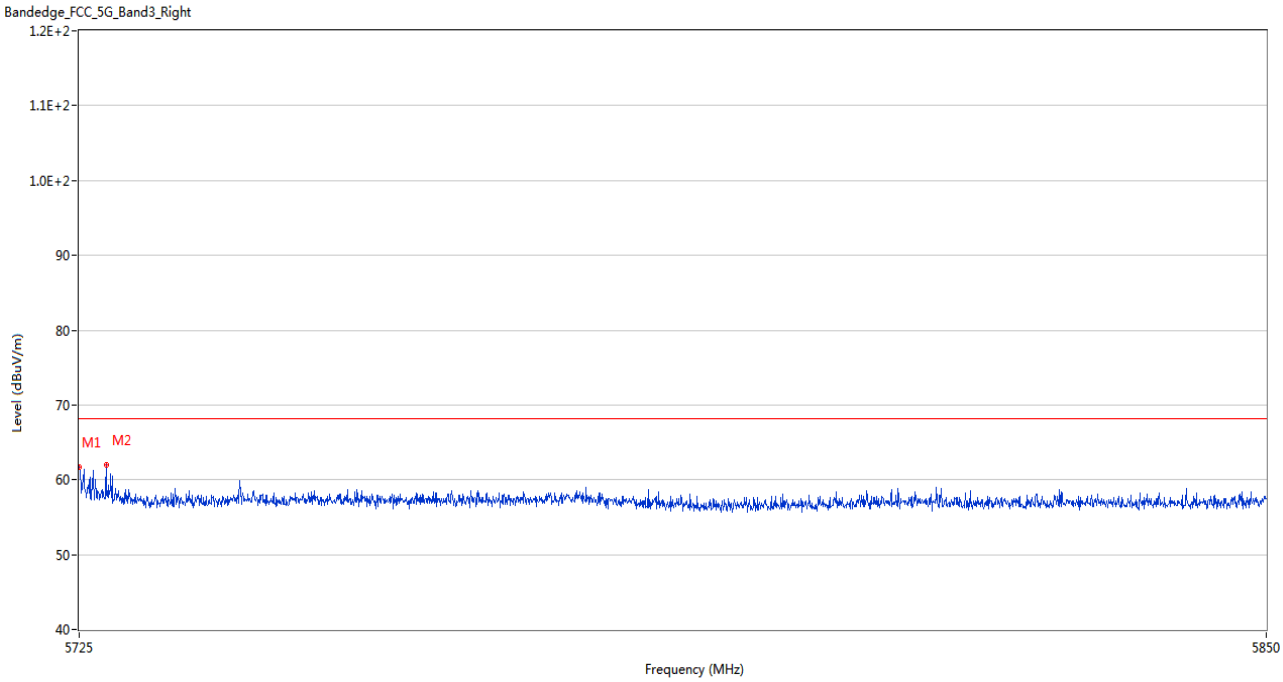

No.	Frequency (MHz)	Results (dBuV/m)	Factor (dB)	Limit (dBuV/m)	Margin (dB)	Detector	Table (Degree)	Height (cm)	Antenna	Verdict
1	5725.000	61.72	4.12	68.2	6.48	Peak	154.00	150	Horizontal	Pass
2	5727.813	61.98	4.12	68.2	6.22	Peak	348.00	100	Horizontal	Pass

U-NII-2C 11ac40 Low Channel

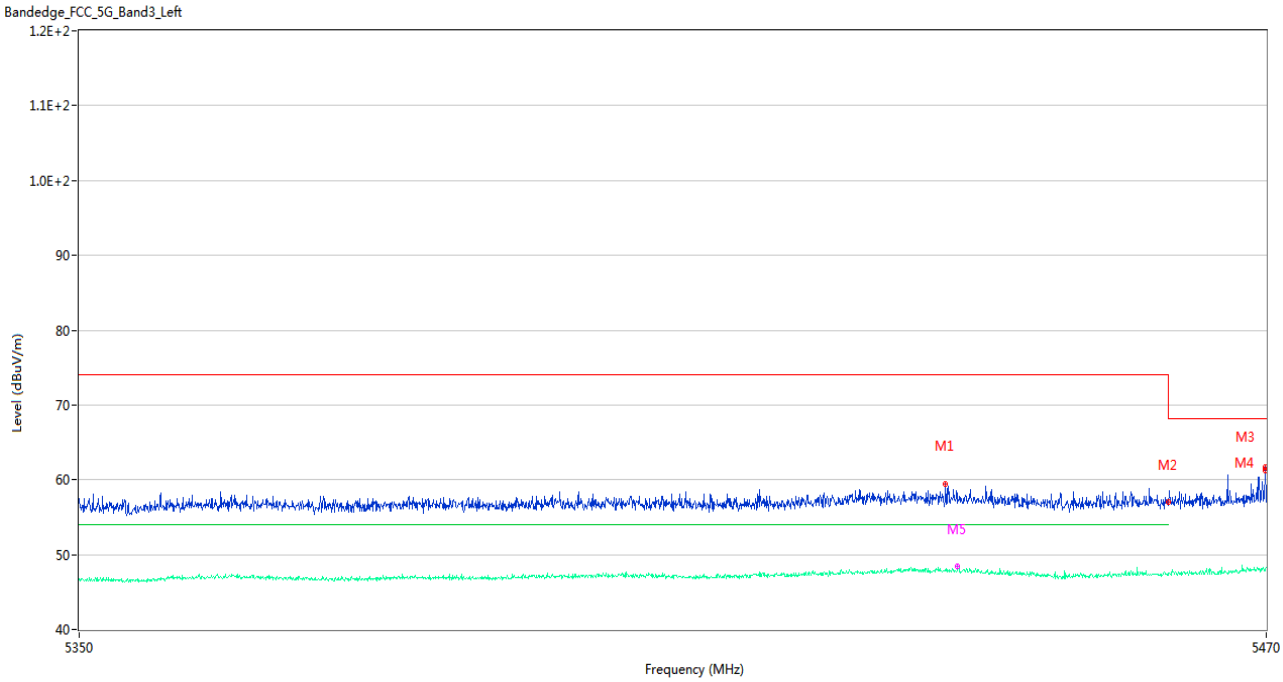

No.	Frequency (MHz)	Results (dBuV/m)	Factor (dB)	Limit (dBuV/m)	Margin (dB)	Detector	Table (Degree)	Height (cm)	Antenna	Verdict
1	5437.300	59.50	4.42	74.0	14.50	Peak	224.00	150	Horizontal	Pass
1**	5437.300	47.86	4.42	54.0	6.14	AV	224.00	150	Horizontal	Pass
2	5459.980	57.05	4.10	74.0	16.95	Peak	332.00	150	Horizontal	Pass
2**	5459.980	47.27	4.10	54.0	6.73	AV	332.00	150	Horizontal	Pass
3	5469.880	61.31	4.06	68.2	6.89	Peak	51.00	150	Horizontal	Pass
3**	5469.880	47.86	4.06	--	--	AV	51.00	150	Horizontal	N/A
4	5469.940	61.74	4.06	68.2	6.46	Peak	360.00	100	Horizontal	Pass
4**	5469.940	47.96	4.06	--	--	AV	360.00	100	Horizontal	N/A
5	5438.560	56.86	4.44	74.0	17.14	Peak	293.00	150	Horizontal	Pass
5**	5438.560	48.36	4.44	54.0	5.64	AV	293.00	150	Horizontal	Pass

U-NII-2C 11ac40 High Channel

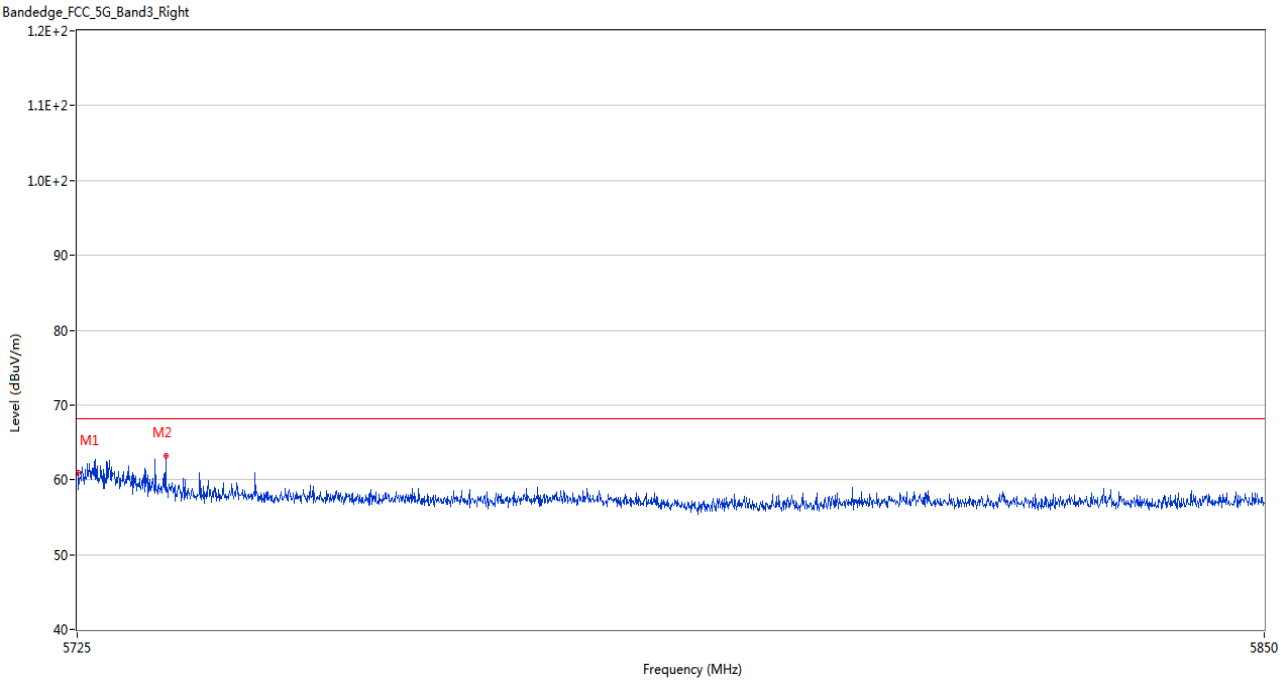

No.	Frequency (MHz)	Results (dBuV/m)	Factor (dB)	Limit (dBuV/m)	Margin (dB)	Detector	Table (Degree)	Height (cm)	Antenna	Verdict
1	5725.063	60.96	4.12	68.2	7.24	Peak	0.00	100	Horizontal	Pass
2	5734.250	63.18	3.72	68.2	5.02	Peak	127.00	100	Horizontal	Pass

U-NII-2C 11ac80 Low Channel

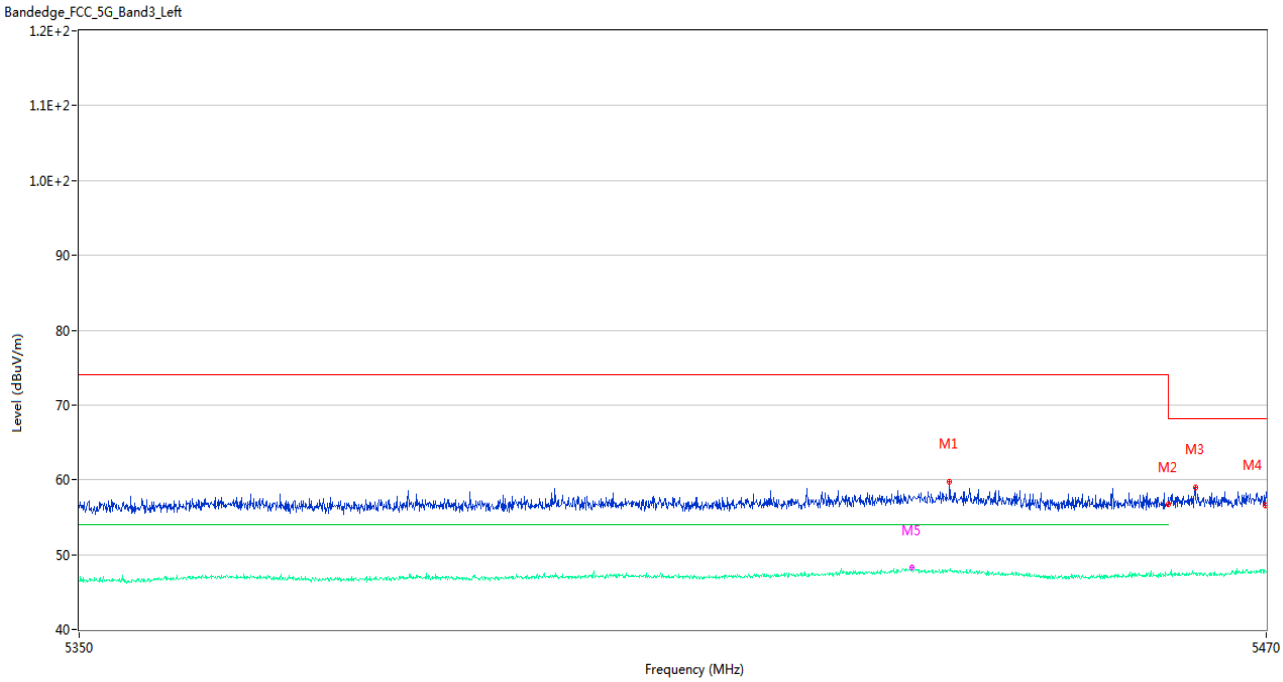

No.	Frequency (MHz)	Results (dBuV/m)	Factor (dB)	Limit (dBuV/m)	Margin (dB)	Detector	Table (Degree)	Height (cm)	Antenna	Verdict
1	5437.720	59.80	4.44	74.0	14.20	Peak	355.00	100	Horizontal	Pass
1**	5437.720	47.90	4.44	54.0	6.10	AV	355.00	100	Horizontal	Pass
2	5459.980	56.67	4.10	74.0	17.33	Peak	347.00	100	Horizontal	Pass
2**	5459.980	47.23	4.10	54.0	6.77	AV	347.00	100	Horizontal	Pass
3	5462.740	59.06	4.11	68.2	9.14	Peak	0.00	100	Horizontal	Pass
3**	5462.740	47.37	4.11	--	--	AV	0.00	100	Horizontal	N/A
4	5469.940	56.51	4.06	68.2	11.69	Peak	352.00	150	Horizontal	Pass
4**	5469.940	47.90	4.06	--	--	AV	352.00	150	Horizontal	N/A
5	5433.880	57.16	4.47	74.0	16.84	Peak	0.00	150	Horizontal	Pass
5**	5433.880	48.29	4.47	54.0	5.71	AV	0.00	150	Horizontal	Pass

U-NII-2C 11ac80 High Channel

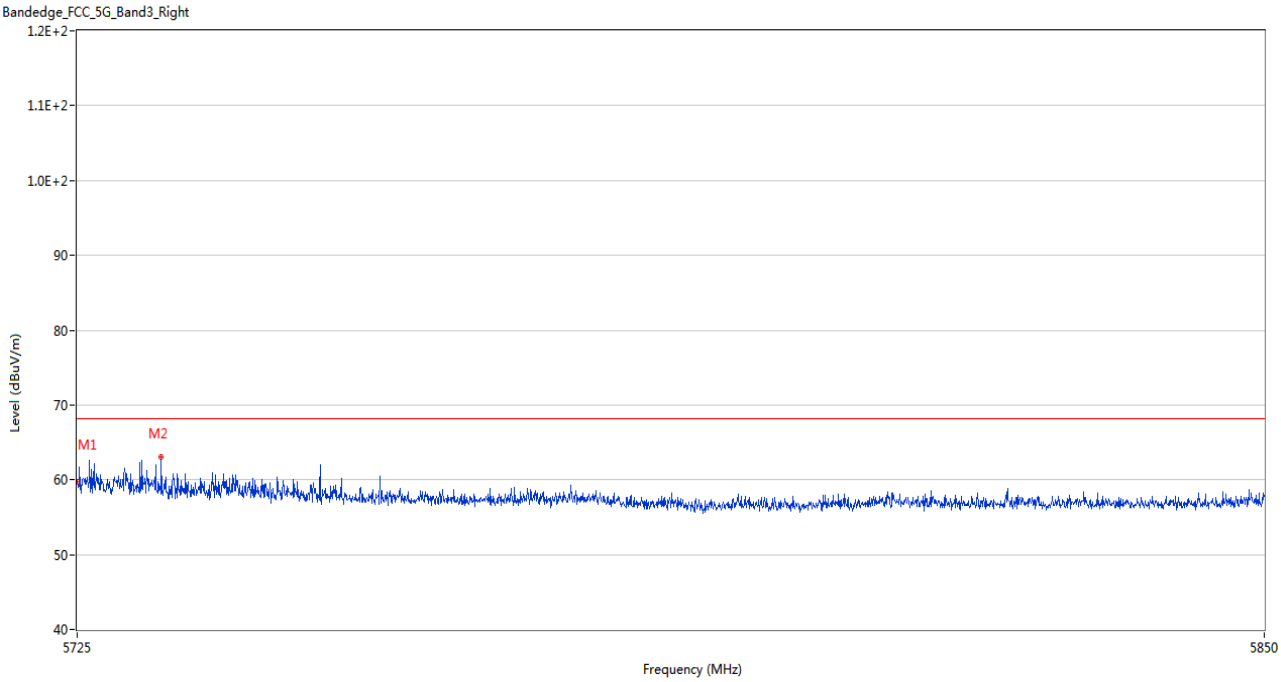

No.	Frequency (MHz)	Results (dBuV/m)	Factor (dB)	Limit (dBuV/m)	Margin (dB)	Detector	Table (Degree)	Height (cm)	Antenna	Verdict
1	5725.000	59.68	4.12	68.2	8.52	Peak	134.00	200	Horizontal	Pass
2	5733.750	62.99	3.68	68.2	5.21	Peak	234.00	200	Horizontal	Pass

U-NII-3 11a Low Channel

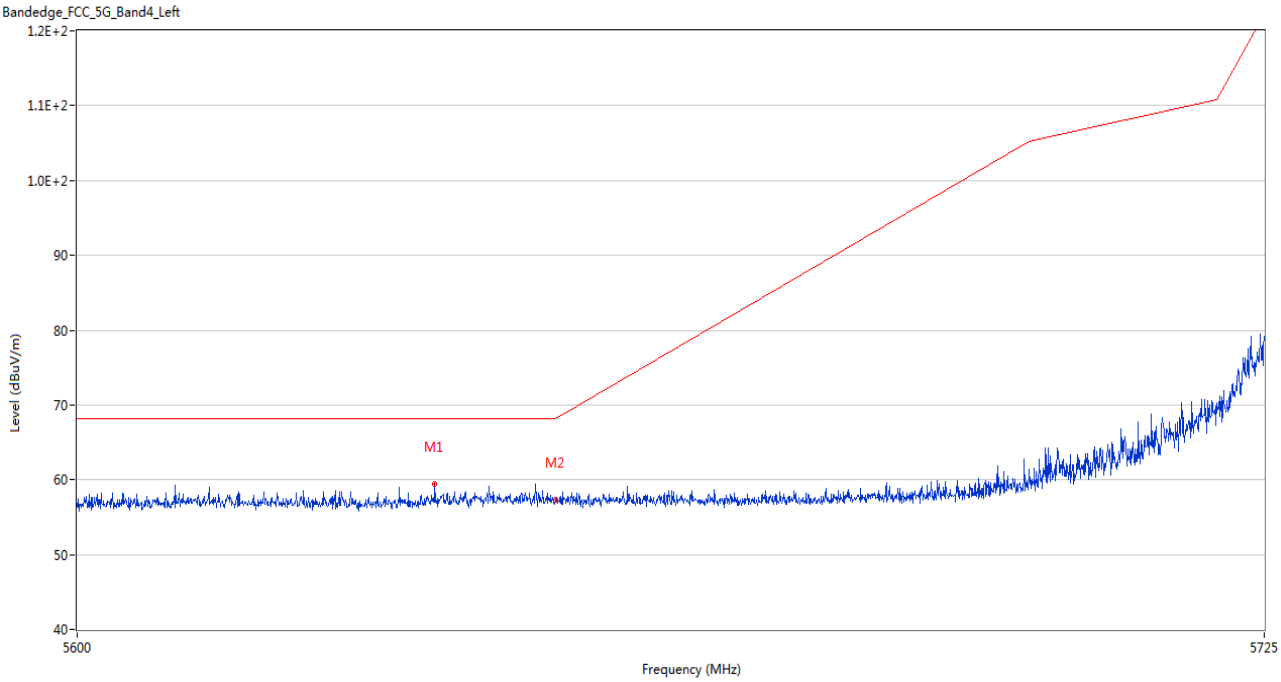

No.	Frequency (MHz)	Results (dBuV/m)	Factor (dB)	Limit (dBuV/m)	Margin (dB)	Detector	Table (Degree)	Height (cm)	Antenna	Verdict
1	5637.375	59.46	3.71	68.2	8.74	Peak	131.00	100	Horizontal	Pass
2	5650.000	57.35	3.83	68.2	10.85	Peak	151.00	150	Horizontal	Pass

U-NII-3 11a High Channel

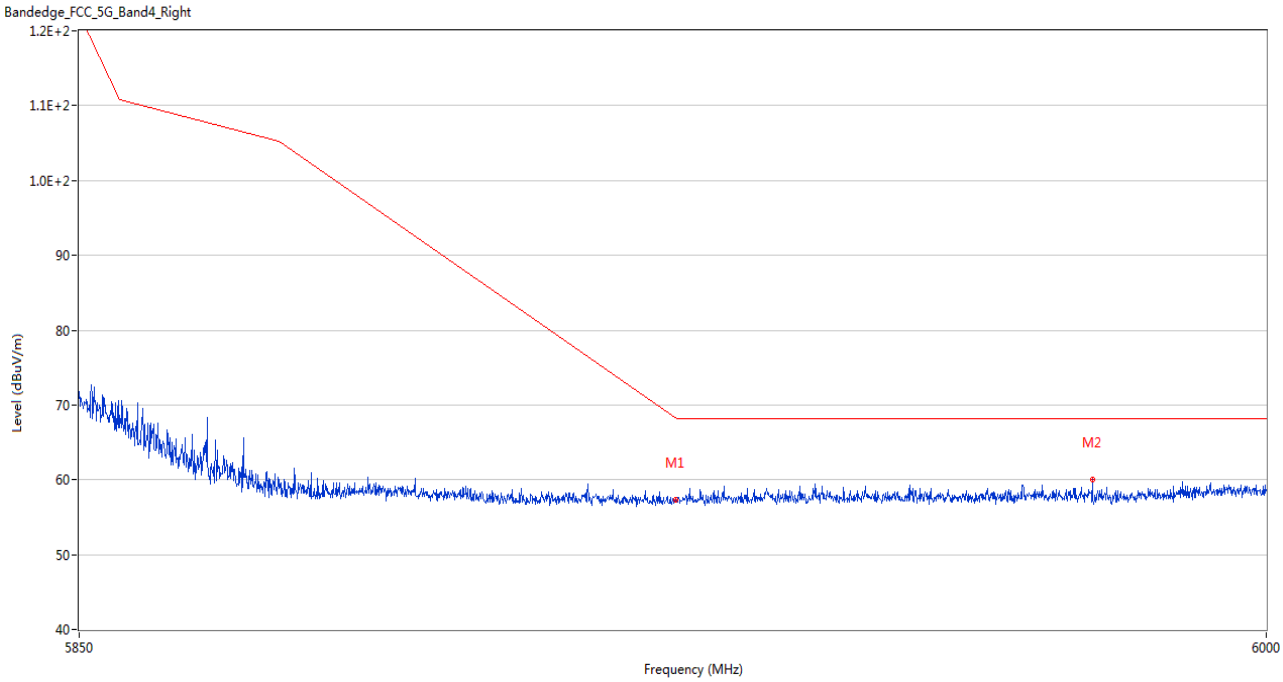

No.	Frequency (MHz)	Results (dBuV/m)	Factor (dB)	Limit (dBuV/m)	Margin (dB)	Detector	Table (Degree)	Height (cm)	Antenna	Verdict
1	5924.925	57.36	3.64	68.3	10.94	Peak	56.00	150	Horizontal	Pass
2	5977.800	60.05	4.83	68.2	8.15	Peak	88.00	150	Horizontal	Pass

U-NII-3 11n20 Low Channel

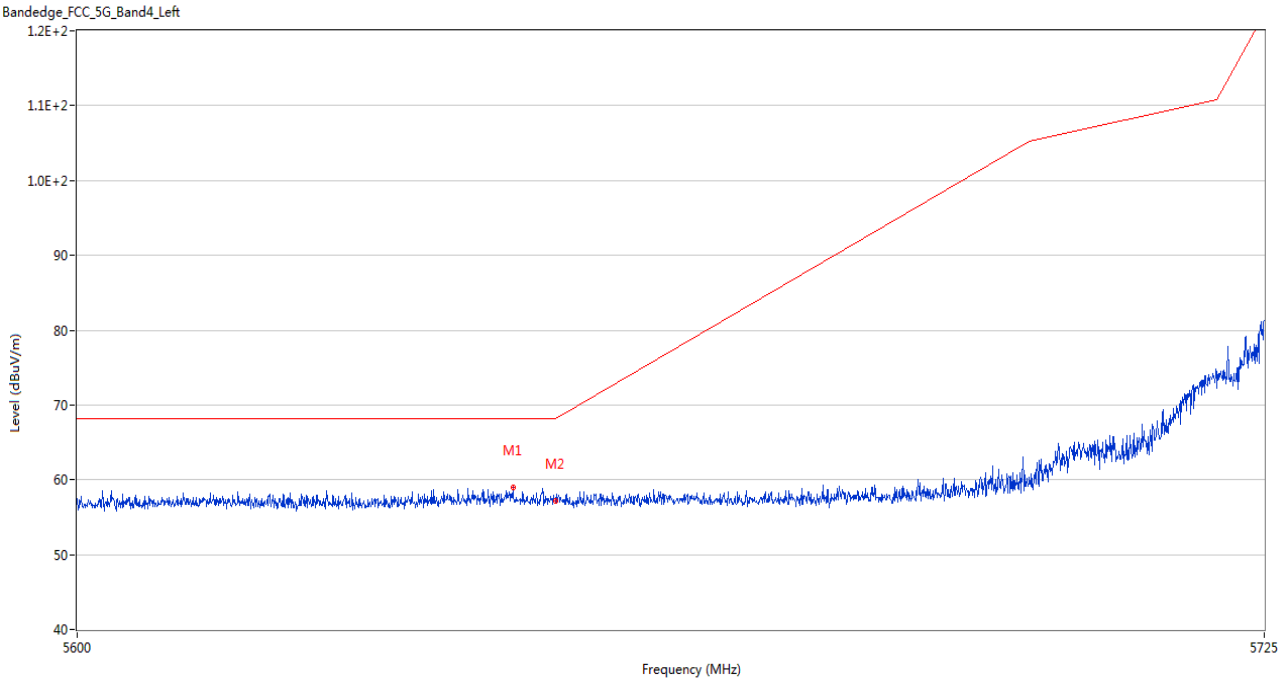

No.	Frequency (MHz)	Results (dBuV/m)	Factor (dB)	Limit (dBuV/m)	Margin (dB)	Detector	Table (Degree)	Height (cm)	Antenna	Verdict
1	5645.562	58.94	3.91	68.2	9.26	Peak	163.00	150	Horizontal	Pass
2	5650.000	57.16	3.83	68.2	11.04	Peak	189.00	100	Horizontal	Pass

U-NII-3 11n20 High Channel

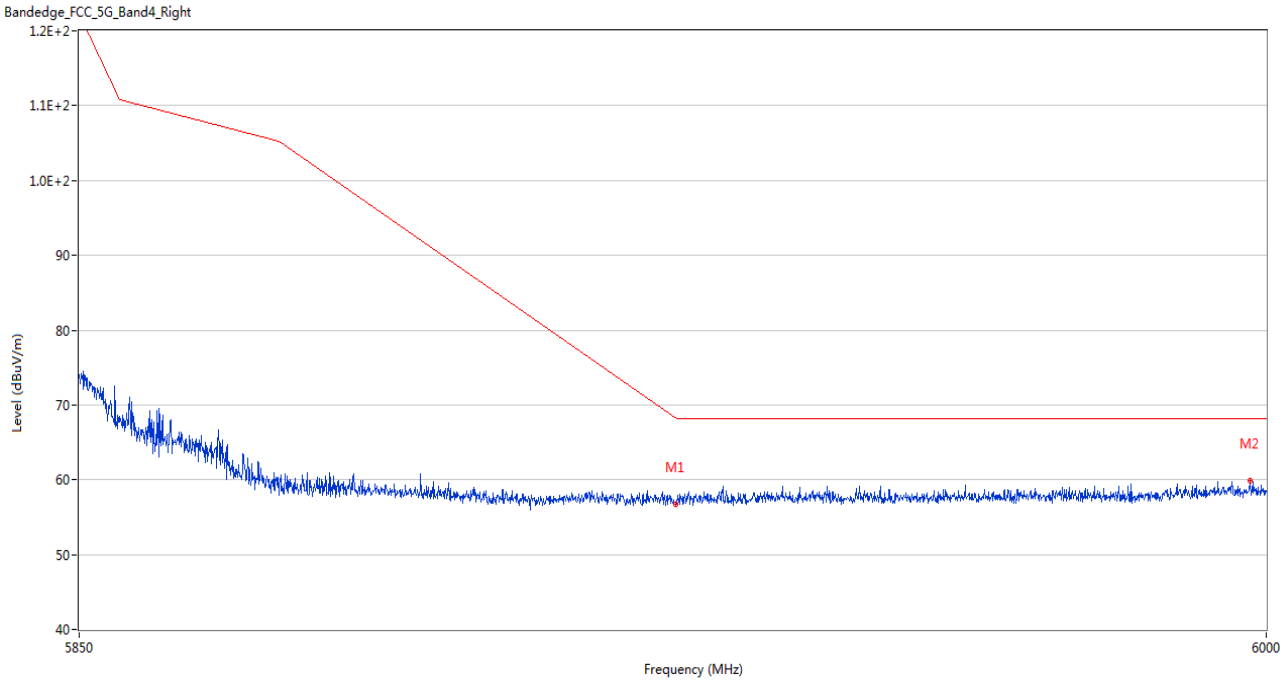

No.	Frequency (MHz)	Results (dBuV/m)	Factor (dB)	Limit (dBuV/m)	Margin (dB)	Detector	Table (Degree)	Height (cm)	Antenna	Verdict
1	5924.925	56.70	3.64	68.3	11.60	Peak	50.00	150	Horizontal	Pass
2	5997.900	59.88	5.74	68.2	8.32	Peak	77.00	100	Horizontal	Pass

U-NII-3 11n40 Low Channel

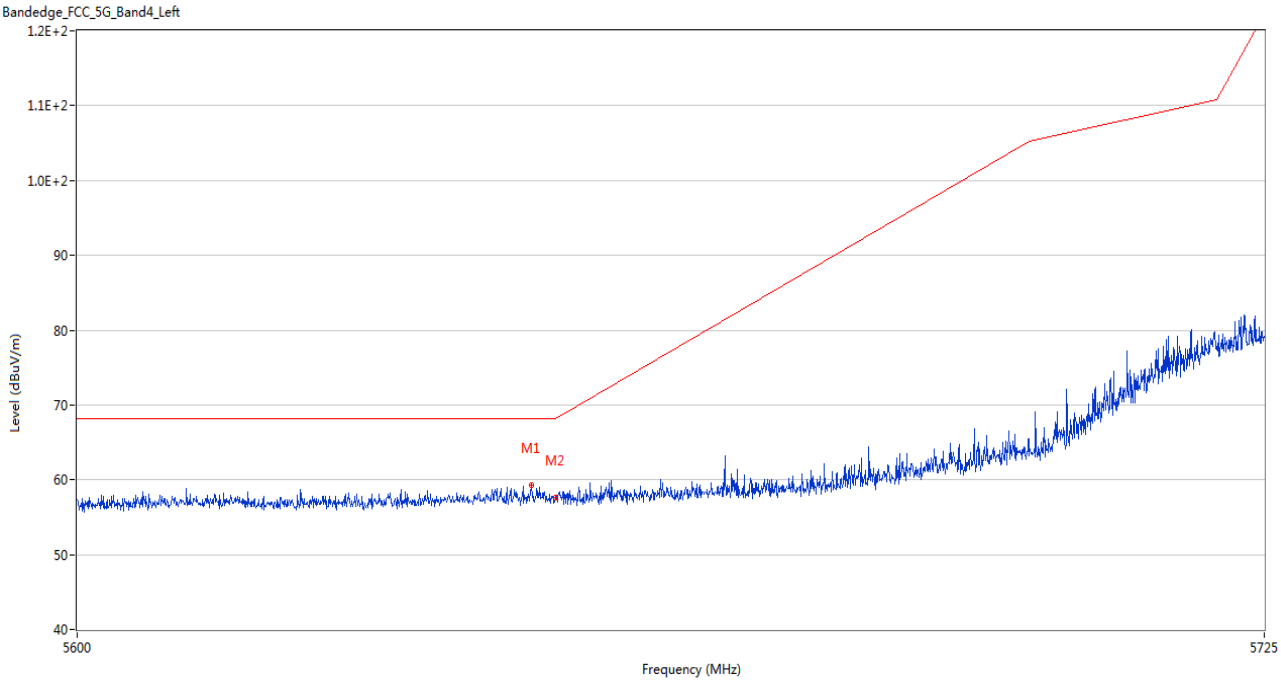

No.	Frequency (MHz)	Results (dBuV/m)	Factor (dB)	Limit (dBuV/m)	Margin (dB)	Detector	Table (Degree)	Height (cm)	Antenna	Verdict
1	5647.500	59.25	3.86	68.2	8.95	Peak	0.00	150	Horizontal	Pass
2	5650.000	57.66	3.83	68.2	10.54	Peak	348.00	150	Horizontal	Pass

U-NII-3 11n40 High Channel

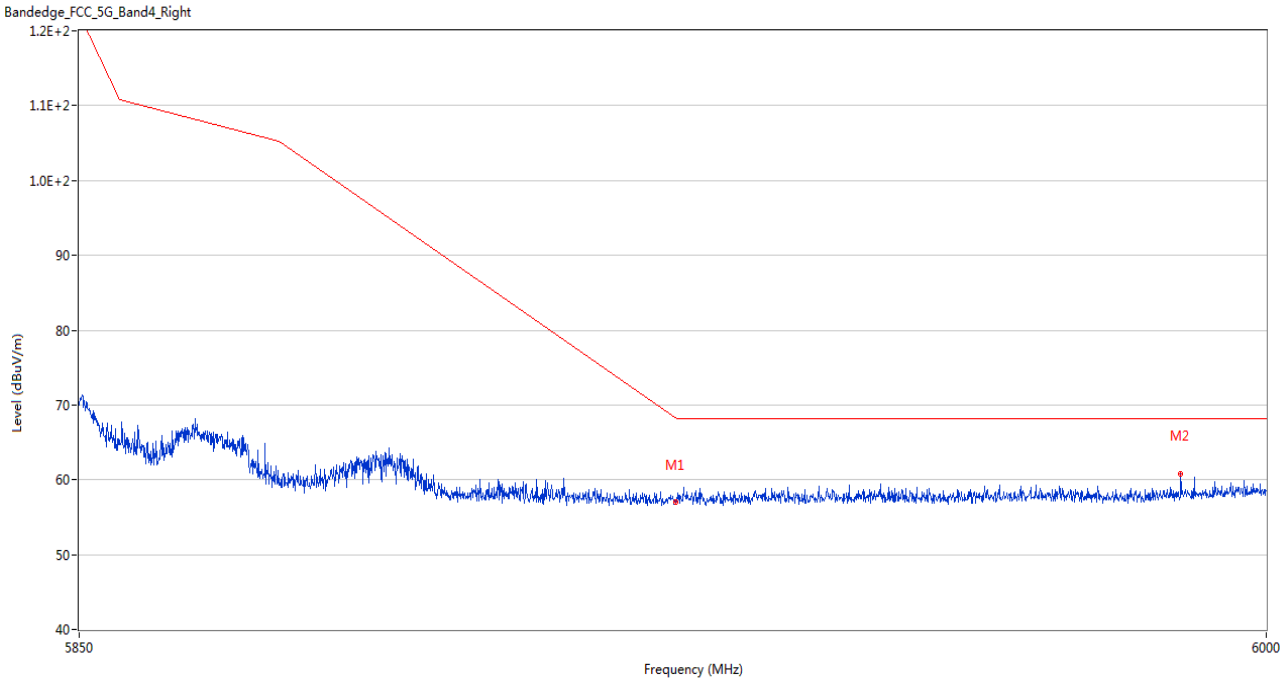

No.	Frequency (MHz)	Results (dBuV/m)	Factor (dB)	Limit (dBuV/m)	Margin (dB)	Detector	Table (Degree)	Height (cm)	Antenna	Verdict
1	5924.925	57.06	3.64	68.3	11.24	Peak	204.00	100	Horizontal	Pass
2	5989.050	60.84	5.05	68.2	7.36	Peak	96.00	150	Horizontal	Pass

U-NII-3 11ac20 Low Channel

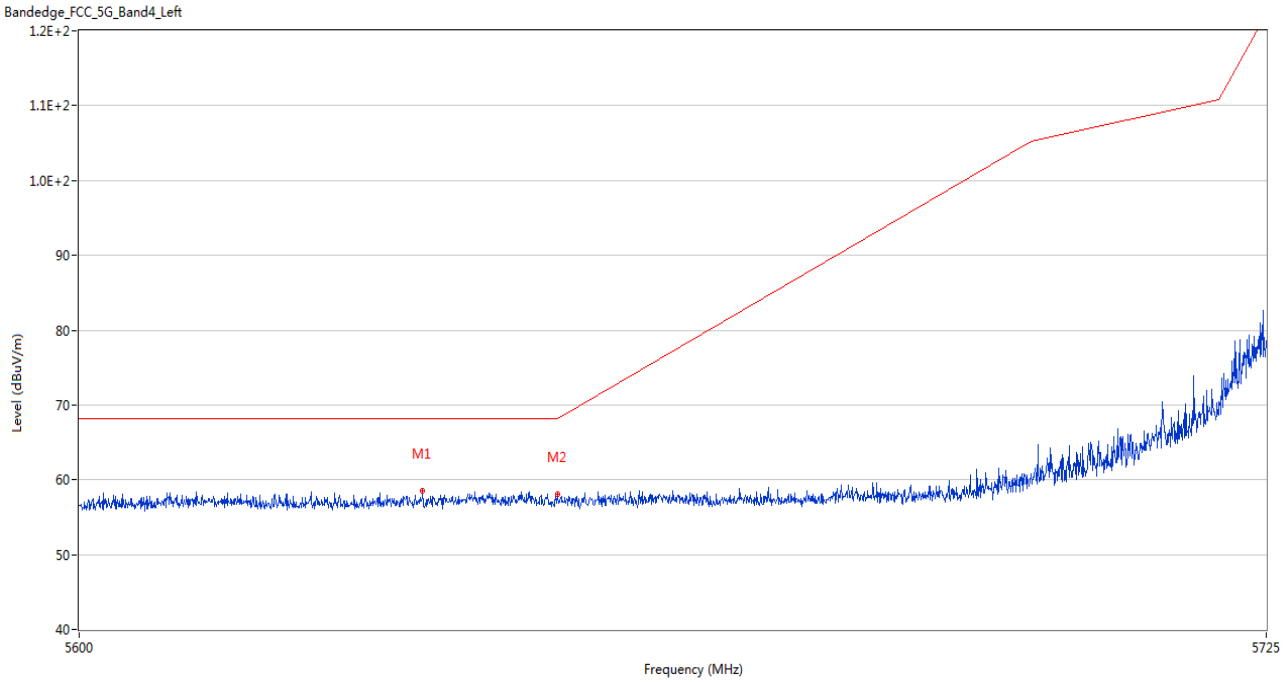

No.	Frequency (MHz)	Results (dBuV/m)	Factor (dB)	Limit (dBuV/m)	Margin (dB)	Detector	Table (Degree)	Height (cm)	Antenna	Verdict
1	5635.875	58.51	3.52	68.2	9.69	Peak	190.00	200	Horizontal	Pass
2	5650.000	58.07	3.83	68.2	10.13	Peak	339.00	100	Horizontal	Pass

U-NII-3 11ac20 High Channel

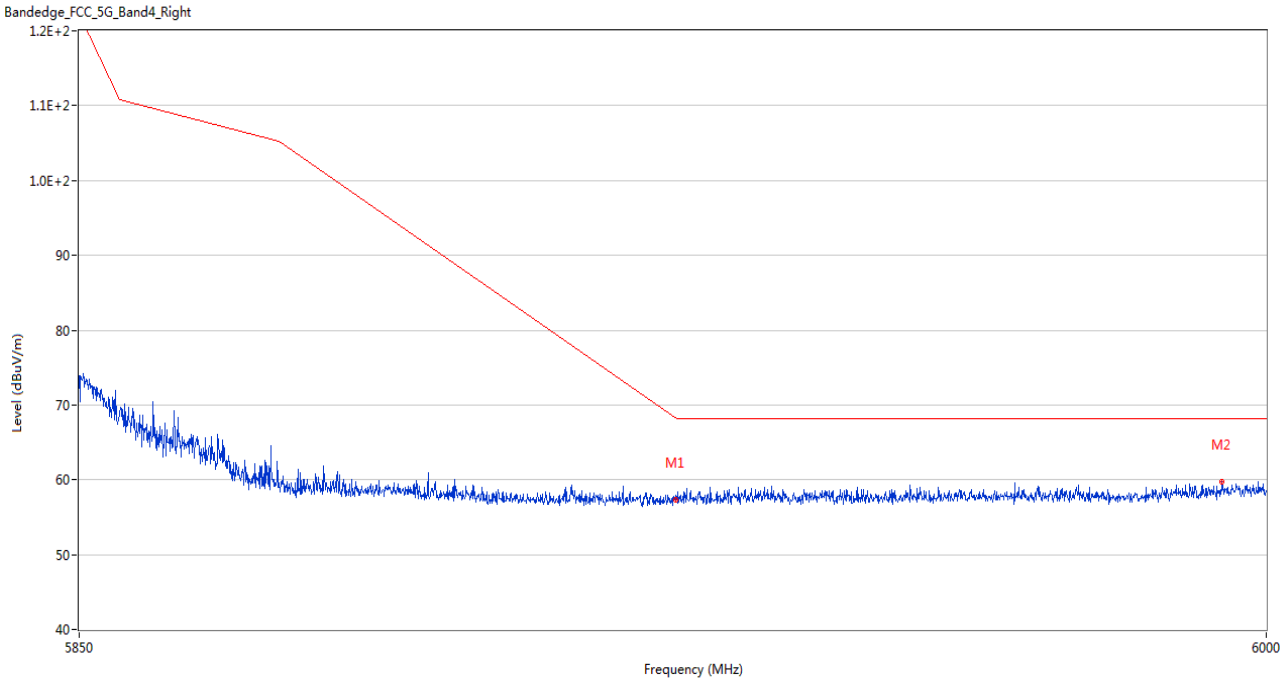

No.	Frequency (MHz)	Results (dBuV/m)	Factor (dB)	Limit (dBuV/m)	Margin (dB)	Detector	Table (Degree)	Height (cm)	Antenna	Verdict
1	5924.925	57.26	3.64	68.3	11.04	Peak	62.00	200	Horizontal	Pass
2	5994.375	59.70	5.63	68.2	8.50	Peak	309.00	100	Horizontal	Pass

U-NII-3 11ac40 Low Channel

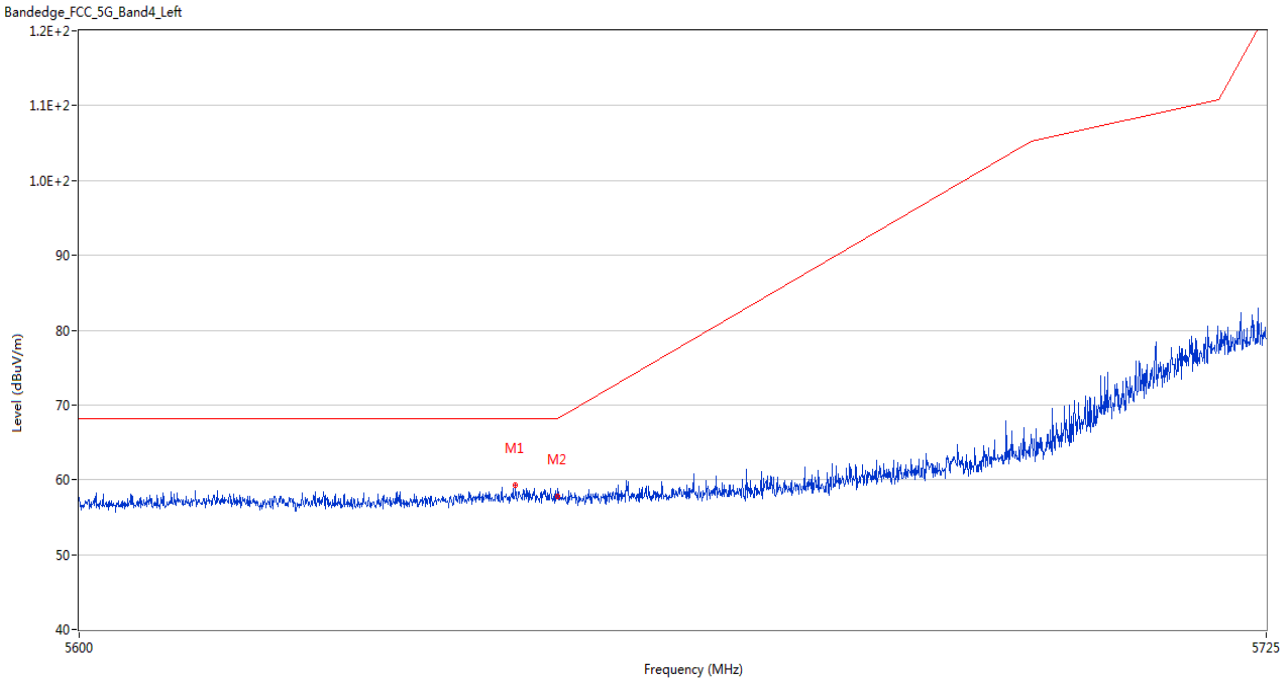

No.	Frequency (MHz)	Results (dBuV/m)	Factor (dB)	Limit (dBuV/m)	Margin (dB)	Detector	Table (Degree)	Height (cm)	Antenna	Verdict
1	5645.625	59.26	3.91	68.2	8.94	Peak	360.00	150	Horizontal	Pass
2	5650.000	57.75	3.83	68.2	10.45	Peak	142.00	150	Horizontal	Pass

U-NII-3 11ac40 High Channel

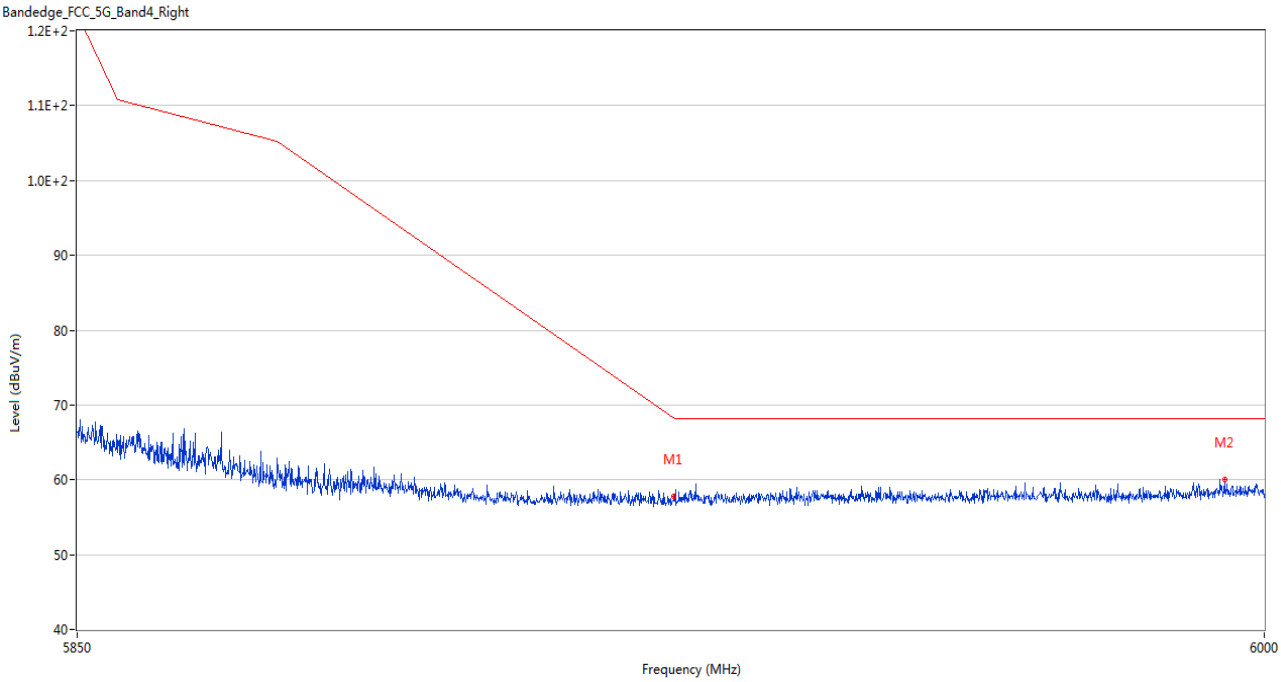

No.	Frequency (MHz)	Results (dBuV/m)	Factor (dB)	Limit (dBuV/m)	Margin (dB)	Detector	Table (Degree)	Height (cm)	Antenna	Verdict
1	5924.925	57.79	3.64	68.3	10.51	Peak	58.00	150	Horizontal	Pass
2	5994.900	60.05	5.69	68.2	8.15	Peak	360.00	150	Horizontal	Pass

U-NII-3 11ac80 Middle Channel

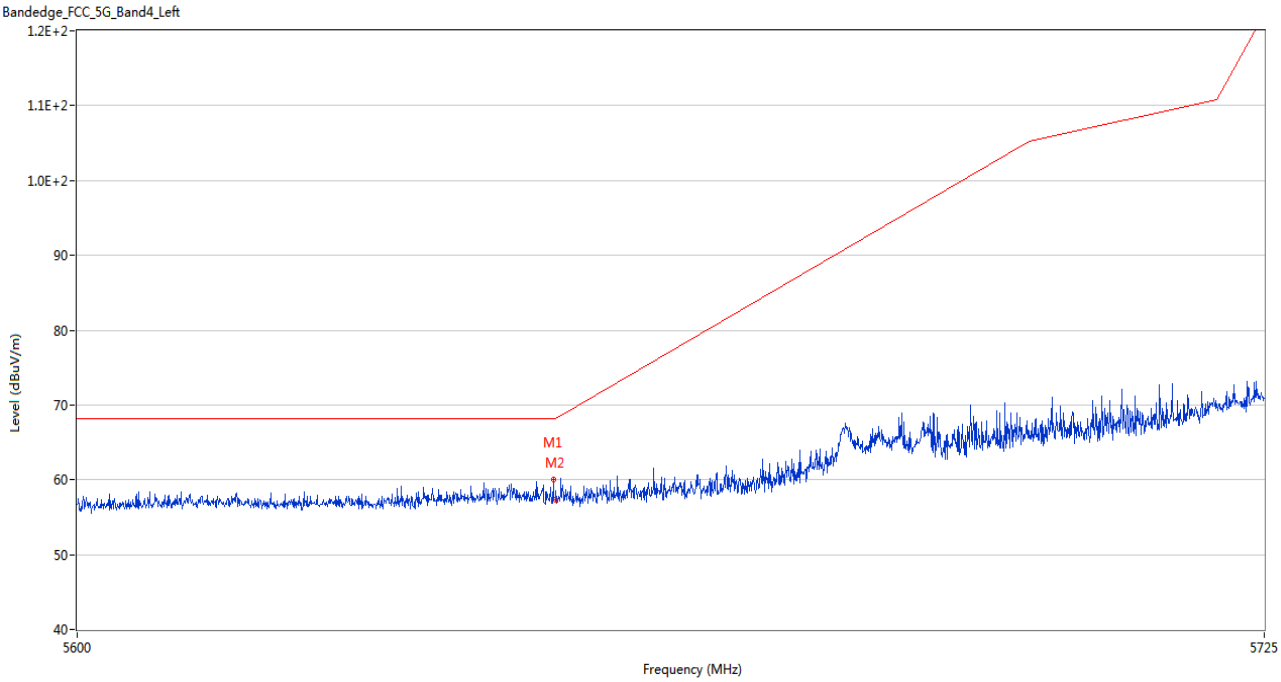

No.	Frequency (MHz)	Results (dBuV/m)	Factor (dB)	Limit (dBuV/m)	Margin (dB)	Detector	Table (Degree)	Height (cm)	Antenna	Verdict
1	5649.812	59.97	3.83	68.2	8.23	Peak	124.00	150	Horizontal	Pass
2	5650.000	57.36	3.83	68.2	10.84	Peak	358.00	150	Horizontal	Pass

U-NII-3 11ac80 Middle Channel

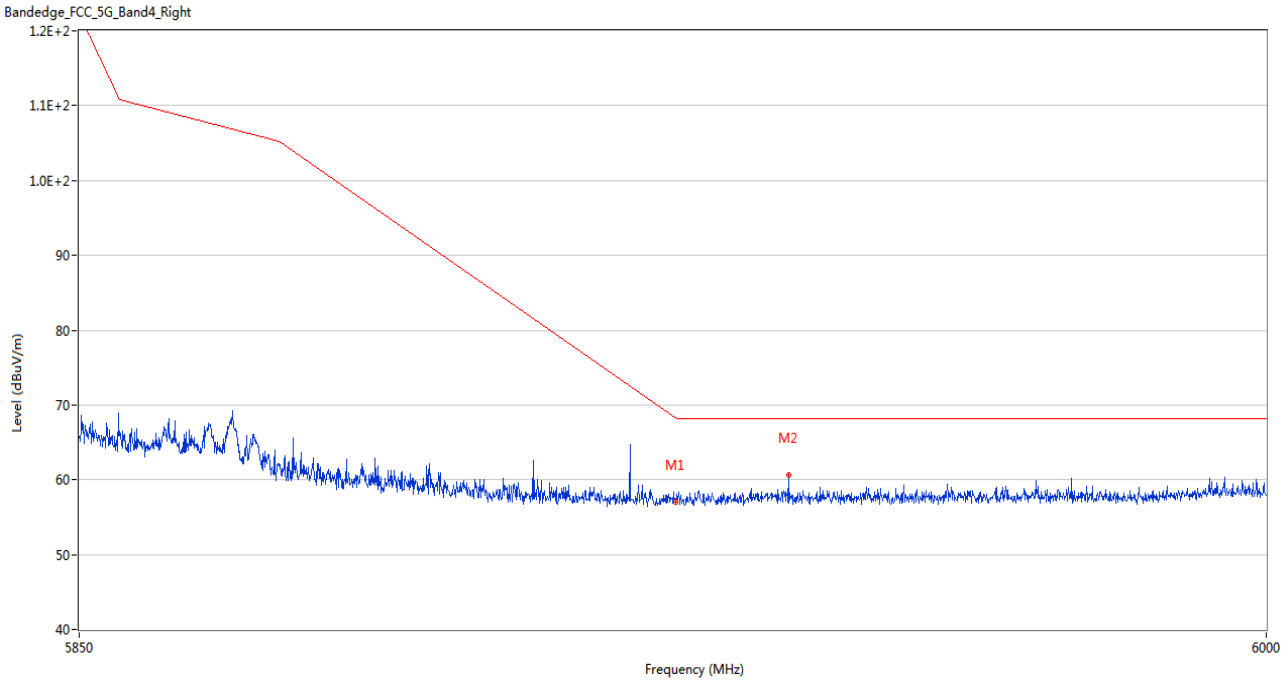

No.	Frequency (MHz)	Results (dBuV/m)	Factor (dB)	Limit (dBuV/m)	Margin (dB)	Detector	Table (Degree)	Height (cm)	Antenna	Verdict
1	5924.925	57.07	3.64	68.3	11.23	Peak	78.00	100	Horizontal	Pass
2	5939.175	60.57	3.73	68.2	7.63	Peak	119.00	100	Horizontal	Pass

ANNEX B TEST SETUP PHOTOS

Please refer the document “BL-SZ2361029-AR.PDF”.

ANNEX C EUT EXTERNAL PHOTOS

Please refer the document “BL-SZ2361029-AW.PDF”.

ANNEX D EUT INTERNAL PHOTOS

Please refer the document “BL-SZ2361029-AI.PDF”.

Statement

1. The laboratory guarantees the scientificity, accuracy and impartiality of the test, and is responsible for all the information in the report, except the information provided by the customer. The customer is responsible for the impact of the information provided on the validity of the results.
2. The report without China inspection body and laboratory Mandatory Approval (CMA) mark has no effect of proving to the society.
3. For the report with CNAS mark or A2LA mark, the items marked with "☆" are not within the accredited scope.
4. This report is invalid if it is altered, without the signature of the testing and approval personnel, or without the “inspection and testing dedicated stamp” or test report stamp.
5. The test data and results are only valid for the tested samples provided by the customer.
6. This report shall not be partially reproduced without the written permission of the laboratory.
7. Any objection shall be raised to the laboratory within 30 days after receiving the report.

--END OF REPORT--