12.2.12 Head Simultaneous Transmission SAR Evaluation for LTE Inter CA and WLAN and BT

Band	LTE Antenna	4G		CA		NR Antenna	4G		CA		Position	Stand alone SAR												SUM SAR				
		LTE Band1 SAR	LTE Band1 Max Power	LTE Band1 Max Power State3	LTE Band1 Max Power State5		LTE Band2 SAR	LTE Band2 Max Power	LTE Band2 Max Power State3	LTE Band2 Max Power State5		LTE Band1 SAR State3	LTE Band1 SAR State5	LTE Band2 SAR State3	LTE Band2 SAR State5	1 LTE CA (Band1+Band2) State3	2 LTE CA (Band1+Band2) State5	3 2.4GWIFI Max. Level3	4 2.4GWIFI Ant.12 Level4	5 5GWIFI Max. Level3	6 5GWIFI Max. Level4	7 Bluetooth Max.	8 Bluetooth Ant.13	1+3	1+5	1+7	2+4+8	2+6+8
DC_2A+4A	Ant.0	0.069	24.00	23.10	23.10	Ant.1	0.064	21.30	21.50	21.50	Left Cheek	0.056	0.056	0.067	0.067	0.123	0.123	0.401	0.150	0.520	0.520	0.283	0.283	0.524	0.643	0.406	0.556	0.926
		0.010	24.00	23.10	23.10		0.015	21.30	21.50	21.50	Left Tilt	0.008	0.008	0.016	0.016	0.024	0.024	0.377	0.149	0.378	0.378	0.236	0.236	0.401	0.402	0.260	0.439	0.638
		0.107	24.00	23.10	23.10		0.082	21.30	21.50	21.50	Right Cheek	0.087	0.087	0.086	0.086	0.173	0.173	0.183	0.103	0.267	0.267	0.181	0.181	0.356	0.440	0.354	0.457	0.621
		0.008	24.00	23.10	23.10		0.028	21.30	21.50	21.50	Right Tilt	0.007	0.007	0.029	0.029	0.036	0.036	0.214	0.101	0.266	0.266	0.154	0.154	0.250	0.302	0.190	0.291	0.456
DC_2A+4A	Ant.4	0.260	17.70	16.90	15.10	Ant.1	0.064	21.30	21.50	21.50	Left Cheek	0.216	0.143	0.067	0.067	0.283	0.210	0.401	0.150	0.520	0.520	0.283	0.283	0.684	0.803	0.566	0.643	1.013
		0.194	17.70	16.90	15.10		0.015	21.30	21.50	21.50	Left Tilt	0.161	0.107	0.016	0.016	0.177	0.122	0.377	0.149	0.378	0.378	0.236	0.236	0.554	0.555	0.413	0.507	0.736
		0.492	17.70	16.90	15.10		0.082	21.30	21.50	21.50	Right Cheek	0.409	0.270	0.086	0.086	0.495	0.356	0.183	0.103	0.267	0.267	0.181	0.181	0.678	0.762	0.676	0.640	0.804
		0.321	17.70	16.90	15.10		0.028	21.30	21.50	21.50	Right Tilt	0.267	0.176	0.029	0.029	0.296	0.205	0.214	0.101	0.266	0.266	0.154	0.154	0.510	0.582	0.450	0.461	0.626
DC_2A+4A	Ant.0	0.069	24.00	23.10	23.10	Ant.5	0.572	22.30	17.60	17.20	Left Cheek	0.056	0.056	0.194	0.177	0.250	0.233	0.401	0.150	0.520	0.520	0.283	0.283	0.651	0.770	0.533	0.666	1.036
		0.010	24.00	23.10	23.10		0.127	22.30	17.60	17.20	Left Tilt	0.008	0.008	0.043	0.039	0.051	0.047	0.377	0.149	0.378	0.378	0.236	0.236	0.428	0.429	0.287	0.432	0.661
		0.107	24.00	23.10	23.10		0.424	22.30	17.60	17.20	Right Cheek	0.087	0.087	0.144	0.131	0.231	0.218	0.183	0.103	0.267	0.267	0.181	0.181	0.414	0.498	0.412	0.502	0.696
		0.008	24.00	23.10	23.10		0.090	22.30	17.60	17.20	Right Tilt	0.007	0.007	0.030	0.028	0.037	0.034	0.214	0.101	0.266	0.266	0.154	0.154	0.251	0.303	0.191	0.289	0.454
DC_2A+4A	Ant.4	0.260	17.70	16.90	15.10	Ant.5	0.572	22.30	17.60	17.20	Left Cheek	0.216	0.143	0.194	0.177	0.410	0.320	0.401	0.150	0.520	0.520	0.283	0.283	0.811	0.930	0.693	0.753	1.123
		0.194	17.70	16.90	15.10		0.127	22.30	17.60	17.20	Left Tilt	0.161	0.107	0.043	0.039	0.204	0.146	0.377	0.149	0.378	0.378	0.236	0.236	0.581	0.582	0.440	0.531	0.760
		0.492	17.70	16.90	15.10		0.424	22.30	17.60	17.20	Right Cheek	0.409	0.270	0.144	0.131	0.553	0.401	0.183	0.103	0.267	0.267	0.181	0.181	0.736	0.820	0.734	0.685	0.849
		0.321	17.70	16.90	15.10		0.090	22.30	17.60	17.20	Right Tilt	0.267	0.176	0.030	0.028	0.297	0.204	0.214	0.101	0.266	0.266	0.154	0.154	0.511	0.563	0.451	0.459	0.624
DC_2A+7A	Ant.0	0.069	24.00	23.10	23.10	Ant.4	0.464	19.00	15.80	15.40	Left Cheek	0.056	0.056	0.222	0.203	0.278	0.259	0.401	0.150	0.520	0.520	0.283	0.283	0.679	0.798	0.561	0.692	1.062
		0.010	24.00	23.10	23.10		0.498	19.00	15.80	15.40	Left Tilt	0.008	0.008	0.238	0.217	0.246	0.226	0.377	0.149	0.378	0.378	0.236	0.236	0.623	0.624	0.482	0.611	0.840
		0.107	24.00	23.10	23.10		0.985	19.00	15.80	15.40	Right Cheek	0.087	0.087	0.471	0.430	0.558	0.517	0.183	0.103	0.267	0.267	0.181	0.181	0.741	0.825	0.739	0.801	0.965
		0.008	24.00	23.10	23.10		0.888	19.00	15.80	15.40	Right Tilt	0.007	0.007	0.425	0.388	0.432	0.394	0.214	0.101	0.266	0.266	0.154	0.154	0.646	0.696	0.586	0.649	0.814
DC_2A+7A	Ant.1	0.124	21.00	21.10	21.10	Ant.4	0.464	19.00	15.80	15.40	Left Cheek	0.127	0.127	0.222	0.203	0.349	0.329	0.401	0.150	0.520	0.520	0.283	0.283	0.750	0.869	0.632	0.762	1.132
		0.056	21.00	21.10	21.10		0.498	19.00	15.80	15.40	Left Tilt	0.057	0.057	0.238	0.217	0.296	0.275	0.377	0.149	0.378	0.378	0.236	0.236	0.673	0.674	0.532	0.660	0.889
		0.166	21.00	21.10	21.10		0.985	19.00	15.80	15.40	Right Cheek	0.170	0.170	0.471	0.430	0.641	0.600	0.183	0.103	0.267	0.267	0.181	0.181	0.824	0.908	0.822	0.884	1.048

		0.124	21.00	21.10	21.10		0.888	19.00	15.80	15.40	Right Tilt	0.127	0.127	0.425	0.388	0.552	0.515	0.214	0.101	0.266	0.266	0.154	0.154	0.766	0.818	0.706	0.770	0.935
DC_2A+7A	Ant.0	0.069	24.00	23.10	23.10	Ant.5	0.591	22.10	18.30	17.90	Left Cheek	0.056	0.056	0.246	0.225	0.302	0.281	0.401	0.150	0.520	0.520	0.283	0.283	0.703	0.822	0.585	0.714	1.084
		0.010	24.00	23.10	23.10		0.166	22.10	18.30	17.90	Left Tilt	0.008	0.008	0.069	0.063	0.077	0.071	0.377	0.149	0.378	0.378	0.236	0.236	0.454	0.455	0.313	0.456	0.685
		0.107	24.00	23.10	23.10		0.683	22.10	18.30	17.90	Right Cheek	0.087	0.087	0.285	0.260	0.372	0.347	0.183	0.103	0.267	0.267	0.181	0.181	0.555	0.639	0.553	0.631	0.795
		0.008	24.00	23.10	23.10		0.114	22.10	18.30	17.90	Right Tilt	0.007	0.007	0.048	0.043	0.054	0.050	0.214	0.101	0.266	0.266	0.154	0.154	0.268	0.320	0.208	0.305	0.470
DC_2A+7A	Ant.1	0.124	21.00	21.10	21.10	Ant.5	0.591	22.10	18.30	17.90	Left Cheek	0.127	0.127	0.246	0.225	0.373	0.352	0.401	0.150	0.520	0.520	0.283	0.283	0.774	0.893	0.656	0.785	1.155
		0.056	21.00	21.10	21.10		0.166	22.10	18.30	17.90	Left Tilt	0.057	0.057	0.069	0.063	0.127	0.120	0.377	0.149	0.378	0.378	0.236	0.236	0.504	0.505	0.363	0.505	0.734
		0.166	21.00	21.10	21.10		0.683	22.10	18.30	17.90	Right Cheek	0.170	0.170	0.285	0.260	0.455	0.430	0.183	0.103	0.267	0.267	0.181	0.181	0.639	0.722	0.636	0.714	0.878
		0.124	21.00	21.10	21.10		0.114	22.10	18.30	17.90	Right Tilt	0.127	0.127	0.048	0.043	0.174	0.170	0.214	0.101	0.266	0.266	0.154	0.154	0.388	0.440	0.328	0.425	0.590
DC_2A+6A	Ant.0	0.069	24.00	23.10	23.10	Ant.1	0.032	21.40	20.40	20.40	Left Cheek	0.056	0.056	0.025	0.025	0.082	0.082	0.401	0.150	0.520	0.520	0.283	0.283	0.483	0.602	0.365	0.515	0.885
		0.010	24.00	23.10	23.10		0.000	21.40	20.40	20.40	Left Tilt	0.008	0.008	0.000	0.000	0.008	0.008	0.377	0.149	0.378	0.378	0.236	0.236	0.385	0.386	0.244	0.393	0.622
		0.107	24.00	23.10	23.10		0.070	21.40	20.40	20.40	Right Cheek	0.087	0.087	0.056	0.056	0.143	0.143	0.183	0.103	0.267	0.267	0.181	0.181	0.326	0.410	0.324	0.427	0.591
		0.008	24.00	23.10	23.10		0.000	21.40	20.40	20.40	Right Tilt	0.007	0.007	0.000	0.000	0.007	0.007	0.214	0.101	0.266	0.266	0.154	0.154	0.221	0.273	0.161	0.262	0.427
DC_2A+6A	Ant.4	0.260	17.70	16.90	15.10	Ant.1	0.032	21.40	20.40	20.40	Left Cheek	0.216	0.143	0.025	0.025	0.242	0.168	0.401	0.150	0.520	0.520	0.283	0.283	0.643	0.762	0.525	0.601	0.971
		0.194	17.70	16.90	15.10		0.000	21.40	20.40	20.40	Left Tilt	0.161	0.107	0.000	0.000	0.161	0.107	0.377	0.149	0.378	0.378	0.236	0.236	0.539	0.539	0.397	0.492	0.721
		0.492	17.70	16.90	15.10		0.070	21.40	20.40	20.40	Right Cheek	0.409	0.270	0.056	0.056	0.465	0.326	0.183	0.103	0.267	0.267	0.181	0.181	0.649	0.732	0.646	0.610	0.774
		0.321	17.70	16.90	15.10		0.000	21.40	20.40	20.40	Right Tilt	0.267	0.176	0.000	0.000	0.267	0.176	0.214	0.101	0.266	0.266	0.154	0.154	0.481	0.533	0.421	0.431	0.596
DC_2A+6A	Ant.0	0.069	24.00	23.10	23.10	Ant.5	0.517	22.30	17.80	17.30	Left Cheek	0.056	0.056	0.183	0.163	0.240	0.220	0.401	0.150	0.520	0.520	0.283	0.283	0.641	0.760	0.523	0.653	1.023
		0.010	24.00	23.10	23.10		0.152	22.30	17.80	17.30	Left Tilt	0.008	0.008	0.054	0.048	0.062	0.056	0.377	0.149	0.378	0.378	0.236	0.236	0.439	0.440	0.298	0.441	0.670
		0.107	24.00	23.10	23.10		0.448	22.30	17.80	17.30	Right Cheek	0.087	0.087	0.159	0.142	0.246	0.229	0.183	0.103	0.267	0.267	0.181	0.181	0.429	0.513	0.427	0.513	0.677
		0.008	24.00	23.10	23.10		0.096	22.30	17.80	17.30	Right Tilt	0.007	0.007	0.034	0.030	0.041	0.037	0.214	0.101	0.266	0.266	0.154	0.154	0.255	0.307	0.195	0.292	0.457
DC_2A+6A	Ant.4	0.260	17.70	16.90	15.10	Ant.5	0.517	22.30	17.80	17.30	Left Cheek	0.216	0.143	0.183	0.163	0.400	0.306	0.401	0.150	0.520	0.520	0.283	0.283	0.801	0.920	0.683	0.739	1.109
		0.194	17.70	16.90	15.10		0.152	22.30	17.80	17.30	Left Tilt	0.161	0.107	0.054	0.048	0.215	0.155	0.377	0.149	0.378	0.378	0.236	0.236	0.592	0.593	0.451	0.540	0.769
		0.492	17.70	16.90	15.10		0.448	22.30	17.80	17.30	Right Cheek	0.409	0.270	0.159	0.142	0.568	0.412	0.183	0.103	0.267	0.267	0.181	0.181	0.751	0.835	0.749	0.696	0.860
		0.321	17.70	16.90	15.10		0.096	22.30	17.80	17.30	Right Tilt	0.267	0.176	0.034	0.030	0.301	0.207	0.214	0.101	0.266	0.266	0.154	0.154	0.515	0.567	0.455	0.462	0.627
DC_4A+5A	Ant.4	0.310	19.40	16.20	15.80	Ant.0	0.162	25.00	23.80	23.80	Left Cheek	0.148	0.135	0.123	0.123	0.271	0.258	0.401	0.150	0.520	0.520	0.283	0.283	0.672	0.791	0.554	0.691	1.061
		0.243	19.40	16.20	15.80		0.102	25.00	23.80	23.80	Left Tilt	0.116	0.106	0.077	0.077	0.194	0.183	0.377	0.149	0.378	0.378	0.236	0.236	0.571	0.572	0.430	0.568	0.797
		0.576	19.40	16.20	15.80		0.150	25.00	23.80	23.80	Right Cheek	0.276	0.251	0.114	0.114	0.389	0.365	0.183	0.103	0.267	0.267	0.181	0.181	0.572	0.656	0.570	0.649	0.813
		0.432	19.40	16.20	15.80		0.074	25.00	23.80	23.80	Right Tilt	0.207	0.189	0.056	0.056	0.263	0.245	0.214	0.101	0.266	0.266	0.154	0.154	0.477	0.529	0.417	0.500	0.665

DC_6A+5A	Ant.5	0.572	22.30	17.60	17.20	Ant.0	0.162	25.00	23.80	23.80	Left Cheek	0.194	0.177	0.123	0.123	0.317	0.300	0.401	0.150	0.520	0.520	0.283	0.283	0.718	0.837	0.600	0.733	1.103
		0.127	22.30	17.60	17.20		0.102	25.00	23.80	23.80	Left Tilt	0.043	0.039	0.077	0.077	0.120	0.117	0.377	0.149	0.378	0.378	0.236	0.236	0.497	0.498	0.356	0.502	0.731
		0.424	22.30	17.60	17.20		0.150	25.00	23.80	23.80	Right Cheek	0.144	0.131	0.114	0.114	0.257	0.245	0.183	0.103	0.267	0.267	0.181	0.181	0.440	0.524	0.438	0.529	0.693
		0.090	22.30	17.60	17.20		0.074	25.00	23.80	23.80	Right Tilt	0.030	0.028	0.056	0.056	0.087	0.084	0.214	0.101	0.266	0.266	0.154	0.154	0.301	0.353	0.241	0.339	0.504
DC_6A+5A	Ant.4	0.310	19.40	16.20	15.80	Ant.1	0.277	23.90	19.90	19.50	Left Cheek	0.148	0.135	0.110	0.101	0.259	0.236	0.401	0.150	0.520	0.520	0.283	0.283	0.660	0.779	0.542	0.669	1.039
		0.243	19.40	16.20	15.80		0.108	23.90	19.90	19.50	Left Tilt	0.116	0.106	0.043	0.039	0.159	0.145	0.377	0.149	0.378	0.378	0.236	0.236	0.536	0.537	0.395	0.530	0.759
		0.576	19.40	16.20	15.80		0.474	23.90	19.90	19.50	Right Cheek	0.276	0.251	0.189	0.172	0.464	0.424	0.183	0.103	0.267	0.267	0.181	0.181	0.647	0.731	0.645	0.708	0.872
		0.432	19.40	16.20	15.80		0.153	23.90	19.90	19.50	Right Tilt	0.207	0.189	0.061	0.056	0.268	0.244	0.214	0.101	0.266	0.266	0.154	0.154	0.482	0.534	0.422	0.499	0.664
DC_6A+5A	Ant.5	0.572	22.30	17.60	17.20	Ant.1	0.277	23.90	19.90	19.50	Left Cheek	0.194	0.177	0.110	0.101	0.304	0.277	0.401	0.150	0.520	0.520	0.283	0.283	0.705	0.824	0.587	0.710	1.080
		0.127	22.30	17.60	17.20		0.108	23.90	19.90	19.50	Left Tilt	0.043	0.039	0.043	0.039	0.086	0.078	0.377	0.149	0.378	0.378	0.236	0.236	0.463	0.464	0.322	0.463	0.692
		0.424	22.30	17.60	17.20		0.474	23.90	19.90	19.50	Right Cheek	0.144	0.131	0.189	0.172	0.332	0.303	0.183	0.103	0.267	0.267	0.181	0.181	0.515	0.599	0.513	0.597	0.751
		0.090	22.30	17.60	17.20		0.153	23.90	19.90	19.50	Right Tilt	0.030	0.028	0.061	0.056	0.091	0.083	0.214	0.101	0.266	0.266	0.154	0.154	0.305	0.357	0.245	0.338	0.503
DC_6A+7A	Ant.1	0.064	21.30	21.50	21.50	Ant.0	0.227	24.00	22.50	22.50	Left Cheek	0.067	0.067	0.161	0.161	0.228	0.228	0.401	0.150	0.520	0.520	0.283	0.283	0.629	0.748	0.511	0.661	1.031
		0.015	21.30	21.50	21.50		0.063	24.00	22.50	22.50	Left Tilt	0.016	0.016	0.045	0.045	0.060	0.060	0.377	0.149	0.378	0.378	0.236	0.236	0.437	0.438	0.296	0.445	0.674
		0.082	21.30	21.50	21.50		0.128	24.00	22.50	22.50	Right Cheek	0.086	0.086	0.091	0.091	0.176	0.176	0.183	0.103	0.267	0.267	0.181	0.181	0.359	0.443	0.357	0.460	0.624
		0.028	21.30	21.50	21.50		0.096	24.00	22.50	22.50	Right Tilt	0.029	0.029	0.068	0.068	0.097	0.097	0.214	0.101	0.266	0.266	0.154	0.154	0.311	0.363	0.251	0.352	0.517
DC_6A+7A	Ant.5	0.572	22.30	17.60	17.20	Ant.0	0.227	24.00	22.50	22.50	Left Cheek	0.194	0.177	0.161	0.161	0.355	0.337	0.401	0.150	0.520	0.520	0.283	0.283	0.756	0.875	0.638	0.770	1.140
		0.127	22.30	17.60	17.20		0.063	24.00	22.50	22.50	Left Tilt	0.043	0.039	0.045	0.045	0.088	0.084	0.377	0.149	0.378	0.378	0.236	0.236	0.465	0.466	0.324	0.469	0.698
		0.424	22.30	17.60	17.20		0.128	24.00	22.50	22.50	Right Cheek	0.144	0.131	0.091	0.091	0.234	0.222	0.183	0.103	0.267	0.267	0.181	0.181	0.417	0.501	0.415	0.506	0.670
		0.090	22.30	17.60	17.20		0.096	24.00	22.50	22.50	Right Tilt	0.030	0.028	0.068	0.068	0.098	0.096	0.214	0.101	0.266	0.266	0.154	0.154	0.312	0.364	0.252	0.351	0.516
DC_6A+7A	Ant.1	0.064	21.30	21.50	21.50	Ant.4	0.464	19.00	15.00	14.60	Left Cheek	0.067	0.067	0.185	0.168	0.252	0.235	0.401	0.150	0.520	0.520	0.283	0.283	0.653	0.772	0.535	0.668	1.038
		0.015	21.30	21.50	21.50		0.498	19.00	15.00	14.60	Left Tilt	0.016	0.016	0.198	0.181	0.214	0.197	0.377	0.149	0.378	0.378	0.236	0.236	0.591	0.592	0.450	0.582	0.811
		0.082	21.30	21.50	21.50		0.985	19.00	15.00	14.60	Right Cheek	0.086	0.086	0.392	0.358	0.478	0.443	0.183	0.103	0.267	0.267	0.181	0.181	0.661	0.745	0.659	0.727	0.891
		0.028	21.30	21.50	21.50		0.888	19.00	15.00	14.60	Right Tilt	0.029	0.029	0.354	0.322	0.383	0.352	0.214	0.101	0.266	0.266	0.154	0.154	0.597	0.649	0.537	0.607	0.772
DC_6A+7A	Ant.5	0.572	22.30	17.60	17.20	Ant.4	0.464	19.00	15.00	14.60	Left Cheek	0.194	0.177	0.185	0.168	0.379	0.345	0.401	0.150	0.520	0.520	0.283	0.283	0.780	0.899	0.662	0.778	1.148
		0.127	22.30	17.60	17.20		0.498	19.00	15.00	14.60	Left Tilt	0.043	0.039	0.198	0.181	0.241	0.220	0.377	0.149	0.378	0.378	0.236	0.236	0.618	0.619	0.477	0.605	0.834
		0.424	22.30	17.60	17.20		0.985	19.00	15.00	14.60	Right Cheek	0.144	0.131	0.392	0.358	0.536	0.489	0.183	0.103	0.267	0.267	0.181	0.181	0.719	0.803	0.717	0.773	0.937
		0.090	22.30	17.60	17.20		0.888	19.00	15.00	14.60	Right Tilt	0.030	0.028	0.354	0.322	0.384	0.350	0.214	0.101	0.266	0.266	0.154	0.154	0.598	0.650	0.538	0.605	0.770

DC_6A+12A	Ant.4	0.310	19.40	16.20	15.80	Ant.0	0.166	25.00	23.50	23.50	Left Cheek	0.148	0.135	0.118	0.118	0.266	0.253	0.401	0.150	0.520	0.520	0.283	0.283	0.667	0.786	0.549	0.696	1.056
		0.243	19.40	16.20	15.80		0.115	25.00	23.50	23.50	Left Tilt	0.116	0.106	0.081	0.081	0.198	0.187	0.377	0.149	0.378	0.378	0.236	0.236	0.575	0.576	0.434	0.572	0.801
		0.576	19.40	16.20	15.80		0.180	25.00	23.50	23.50	Right Cheek	0.276	0.251	0.127	0.127	0.403	0.379	0.183	0.103	0.267	0.267	0.181	0.181	0.586	0.670	0.584	0.663	0.827
		0.432	19.40	16.20	15.80		0.108	25.00	23.50	23.50	Right Tilt	0.207	0.189	0.076	0.076	0.283	0.265	0.214	0.101	0.266	0.266	0.154	0.154	0.497	0.549	0.437	0.520	0.685
DC_6A+12A	Ant.5	0.572	22.30	17.60	17.20	Ant.0	0.166	25.00	23.50	23.50	Left Cheek	0.194	0.177	0.118	0.118	0.311	0.294	0.401	0.150	0.520	0.520	0.283	0.283	0.712	0.831	0.594	0.727	1.097
		0.127	22.30	17.60	17.20		0.115	25.00	23.50	23.50	Left Tilt	0.043	0.039	0.081	0.081	0.124	0.121	0.377	0.149	0.378	0.378	0.236	0.236	0.501	0.502	0.360	0.506	0.735
		0.424	22.30	17.60	17.20		0.180	25.00	23.50	23.50	Right Cheek	0.144	0.131	0.127	0.127	0.271	0.258	0.183	0.103	0.267	0.267	0.181	0.181	0.454	0.538	0.452	0.542	0.706
		0.090	22.30	17.60	17.20		0.108	25.00	23.50	23.50	Right Tilt	0.030	0.028	0.076	0.076	0.107	0.104	0.214	0.101	0.266	0.266	0.154	0.154	0.321	0.373	0.261	0.359	0.524
DC_6A+12A	Ant.4	0.310	19.40	16.20	15.80	Ant.1	0.377	24.80	22.50	21.50	Left Cheek	0.148	0.135	0.222	0.176	0.370	0.312	0.401	0.150	0.520	0.520	0.283	0.283	0.771	0.890	0.653	0.745	1.115
		0.243	19.40	16.20	15.80		0.163	24.80	22.50	21.50	Left Tilt	0.116	0.106	0.096	0.076	0.212	0.182	0.377	0.149	0.378	0.378	0.236	0.236	0.589	0.590	0.448	0.567	0.796
		0.576	19.40	16.20	15.80		0.658	24.80	22.50	21.50	Right Cheek	0.276	0.251	0.387	0.308	0.663	0.559	0.183	0.103	0.267	0.267	0.181	0.181	0.846	0.930	0.844	0.843	1.007
		0.432	19.40	16.20	15.80		0.229	24.80	22.50	21.50	Right Tilt	0.207	0.189	0.135	0.107	0.342	0.296	0.214	0.101	0.266	0.266	0.154	0.154	0.556	0.608	0.496	0.551	0.716
DC_6A+12A	Ant.5	0.572	22.30	17.60	17.20	Ant.1	0.377	24.80	22.50	21.50	Left Cheek	0.194	0.177	0.222	0.176	0.416	0.353	0.401	0.150	0.520	0.520	0.283	0.283	0.817	0.936	0.699	0.786	1.156
		0.127	22.30	17.60	17.20		0.163	24.80	22.50	21.50	Left Tilt	0.043	0.039	0.096	0.076	0.139	0.115	0.377	0.149	0.378	0.378	0.236	0.236	0.516	0.517	0.375	0.500	0.729
		0.424	22.30	17.60	17.20		0.658	24.80	22.50	21.50	Right Cheek	0.144	0.131	0.387	0.308	0.531	0.439	0.183	0.103	0.267	0.267	0.181	0.181	0.714	0.798	0.712	0.723	0.887
		0.090	22.30	17.60	17.20		0.229	24.80	22.50	21.50	Right Tilt	0.030	0.028	0.135	0.107	0.165	0.135	0.214	0.101	0.266	0.266	0.154	0.154	0.379	0.431	0.319	0.390	0.555
DC_5A+7A	Ant.0	0.162	25.00	23.80	23.80	Ant.4	0.464	19.00	15.80	15.40	Left Cheek	0.123	0.123	0.222	0.203	0.345	0.325	0.401	0.150	0.520	0.520	0.283	0.283	0.746	0.865	0.628	0.758	1.138
		0.102	25.00	23.80	23.80		0.498	19.00	15.80	15.40	Left Tilt	0.077	0.077	0.238	0.217	0.316	0.295	0.377	0.149	0.378	0.378	0.236	0.236	0.693	0.694	0.552	0.680	0.909
		0.150	25.00	23.80	23.80		0.985	19.00	15.80	15.40	Right Cheek	0.114	0.114	0.471	0.430	0.585	0.544	0.183	0.103	0.267	0.267	0.181	0.181	0.768	0.852	0.766	0.828	0.992
		0.074	25.00	23.80	23.80		0.888	19.00	15.80	15.40	Right Tilt	0.056	0.056	0.425	0.388	0.481	0.444	0.214	0.101	0.266	0.266	0.154	0.154	0.695	0.747	0.635	0.699	0.864
DC_5A+7A	Ant.1	0.277	23.90	19.90	19.50	Ant.4	0.464	19.00	15.80	15.40	Left Cheek	0.110	0.101	0.222	0.203	0.332	0.303	0.401	0.150	0.520	0.520	0.283	0.283	0.733	0.852	0.615	0.736	1.106
		0.108	23.90	19.90	19.50		0.498	19.00	15.80	15.40	Left Tilt	0.043	0.039	0.238	0.217	0.281	0.257	0.377	0.149	0.378	0.378	0.236	0.236	0.658	0.659	0.517	0.642	0.871
		0.474	23.90	19.90	19.50		0.985	19.00	15.80	15.40	Right Cheek	0.189	0.172	0.471	0.430	0.660	0.602	0.183	0.103	0.267	0.267	0.181	0.181	0.843	0.927	0.841	0.886	1.050
		0.153	23.90	19.90	19.50		0.888	19.00	15.80	15.40	Right Tilt	0.061	0.056	0.425	0.388	0.486	0.443	0.214	0.101	0.266	0.266	0.154	0.154	0.700	0.752	0.640	0.698	0.863
DC_5A+7A	Ant.0	0.162	25.00	23.80	23.80	Ant.5	0.591	22.10	17.90	19.10	Left Cheek	0.123	0.123	0.225	0.296	0.348	0.419	0.401	0.150	0.520	0.520	0.283	0.283	0.749	0.868	0.631	0.852	1.222
		0.102	25.00	23.80	23.80		0.166	22.10	17.90	19.10	Left Tilt	0.077	0.077	0.063	0.083	0.140	0.161	0.377	0.149	0.378	0.378	0.236	0.236	0.517	0.518	0.376	0.546	0.775
		0.150	25.00	23.80	23.80		0.683	22.10	17.90	19.10	Right Cheek	0.114	0.114	0.260	0.342	0.373	0.456	0.183	0.103	0.267	0.267	0.181	0.181	0.556	0.640	0.554	0.740	0.904
		0.074	25.00	23.80	23.80		0.114	22.10	17.90	19.10	Right Tilt	0.056	0.056	0.043	0.057	0.099	0.113	0.214	0.101	0.266	0.266	0.154	0.154	0.313	0.365	0.253	0.368	0.533

DC_5A+7A	Ant.1	0.277	23.90	19.90	19.50	Ant.5	0.591	22.10	17.90	19.10	Left Cheek	0.110	0.101	0.225	0.296	0.335	0.397	0.401	0.150	0.520	0.520	0.283	0.283	0.736	0.855	0.618	0.830	1.200
		0.108	23.90	19.90	19.50		0.166	22.10	17.90	19.10	Left Tilt	0.043	0.039	0.063	0.083	0.106	0.122	0.377	0.149	0.378	0.378	0.236	0.236	0.483	0.484	0.342	0.507	0.736
		0.474	23.90	19.90	19.50		0.683	22.10	17.90	19.10	Right Cheek	0.189	0.172	0.260	0.342	0.448	0.514	0.183	0.103	0.267	0.267	0.181	0.181	0.631	0.715	0.629	0.798	0.962
		0.153	23.90	19.90	19.50		0.114	22.10	17.90	19.10	Right Tilt	0.061	0.056	0.043	0.057	0.104	0.113	0.214	0.101	0.266	0.266	0.154	0.154	0.318	0.370	0.258	0.368	0.533
DC_5A+66A	Ant.0	0.162	25.00	23.80	23.80	Ant.4	0.342	19.40	15.90	15.50	Left Cheek	0.123	0.123	0.153	0.139	0.276	0.262	0.401	0.150	0.520	0.520	0.283	0.283	0.677	0.796	0.559	0.695	1.065
		0.102	25.00	23.80	23.80		0.257	19.40	15.90	15.50	Left Tilt	0.077	0.077	0.115	0.105	0.192	0.182	0.377	0.149	0.378	0.378	0.236	0.236	0.569	0.570	0.428	0.567	0.796
		0.150	25.00	23.80	23.80		0.656	19.40	15.90	15.50	Right Cheek	0.114	0.114	0.293	0.267	0.407	0.381	0.183	0.103	0.267	0.267	0.181	0.181	0.590	0.674	0.588	0.685	0.829
		0.074	25.00	23.80	23.80		0.426	19.40	15.90	15.50	Right Tilt	0.056	0.056	0.190	0.174	0.246	0.230	0.214	0.101	0.266	0.266	0.154	0.154	0.460	0.512	0.400	0.485	0.650
DC_5A+65A	Ant.1	0.277	23.90	19.90	19.50	Ant.4	0.342	19.40	15.90	15.50	Left Cheek	0.110	0.101	0.153	0.139	0.263	0.240	0.401	0.150	0.520	0.520	0.283	0.283	0.664	0.783	0.546	0.673	1.043
		0.108	23.90	19.90	19.50		0.257	19.40	15.90	15.50	Left Tilt	0.043	0.039	0.115	0.105	0.158	0.144	0.377	0.149	0.378	0.378	0.236	0.236	0.535	0.536	0.394	0.529	0.798
		0.474	23.90	19.90	19.50		0.656	19.40	15.90	15.50	Right Cheek	0.189	0.172	0.293	0.267	0.482	0.439	0.183	0.103	0.267	0.267	0.181	0.181	0.665	0.749	0.663	0.723	0.887
		0.153	23.90	19.90	19.50		0.426	19.40	15.90	15.50	Right Tilt	0.061	0.056	0.190	0.174	0.251	0.229	0.214	0.101	0.266	0.266	0.154	0.154	0.465	0.517	0.405	0.484	0.649
DC_5A+65A	Ant.0	0.162	25.00	23.80	23.80	Ant.5	0.517	22.30	17.80	17.30	Left Cheek	0.123	0.123	0.183	0.163	0.306	0.286	0.401	0.150	0.520	0.520	0.283	0.283	0.707	0.826	0.589	0.719	1.089
		0.102	25.00	23.80	23.80		0.152	22.30	17.80	17.30	Left Tilt	0.077	0.077	0.054	0.048	0.131	0.125	0.377	0.149	0.378	0.378	0.236	0.236	0.508	0.509	0.367	0.510	0.739
		0.150	25.00	23.80	23.80		0.448	22.30	17.80	17.30	Right Cheek	0.114	0.114	0.159	0.142	0.273	0.255	0.183	0.103	0.267	0.267	0.181	0.181	0.456	0.540	0.454	0.539	0.703
		0.074	25.00	23.80	23.80		0.096	22.30	17.80	17.30	Right Tilt	0.056	0.056	0.034	0.030	0.090	0.086	0.214	0.101	0.266	0.266	0.154	0.154	0.304	0.356	0.244	0.341	0.506
DC_5A+65A	Ant.1	0.277	23.90	19.90	19.50	Ant.5	0.517	22.30	17.80	17.30	Left Cheek	0.110	0.101	0.183	0.163	0.294	0.264	0.401	0.150	0.520	0.520	0.283	0.283	0.695	0.814	0.577	0.697	1.067
		0.108	23.90	19.90	19.50		0.152	22.30	17.80	17.30	Left Tilt	0.043	0.039	0.054	0.048	0.097	0.087	0.377	0.149	0.378	0.378	0.236	0.236	0.474	0.475	0.333	0.472	0.701
		0.474	23.90	19.90	19.50		0.448	22.30	17.80	17.30	Right Cheek	0.189	0.172	0.159	0.142	0.348	0.314	0.183	0.103	0.267	0.267	0.181	0.181	0.531	0.615	0.529	0.598	0.762
		0.153	23.90	19.90	19.50		0.096	22.30	17.80	17.30	Right Tilt	0.061	0.056	0.034	0.030	0.095	0.086	0.214	0.101	0.266	0.266	0.154	0.154	0.309	0.361	0.249	0.341	0.506
DC_7A+12A	Ant.4	0.464	19.00	15.80	15.40	Ant.0	0.166	25.00	23.50	23.50	Left Cheek	0.222	0.203	0.118	0.118	0.340	0.320	0.401	0.150	0.520	0.520	0.283	0.283	0.741	0.860	0.623	0.753	1.123
		0.498	19.00	15.80	15.40		0.115	25.00	23.50	23.50	Left Tilt	0.238	0.217	0.081	0.081	0.320	0.299	0.377	0.149	0.378	0.378	0.236	0.236	0.697	0.698	0.556	0.684	0.913
		0.985	19.00	15.80	15.40		0.180	25.00	23.50	23.50	Right Cheek	0.471	0.430	0.127	0.127	0.599	0.557	0.183	0.103	0.267	0.267	0.181	0.181	0.782	0.866	0.780	0.841	1.005
		0.888	19.00	15.80	15.40		0.108	25.00	23.50	23.50	Right Tilt	0.425	0.388	0.076	0.076	0.501	0.464	0.214	0.101	0.266	0.266	0.154	0.154	0.715	0.767	0.655	0.719	0.884
DC_7A+12A	Ant.5	0.591	22.10	18.30	17.90	Ant.0	0.166	25.00	23.50	23.50	Left Cheek	0.246	0.225	0.118	0.118	0.364	0.342	0.401	0.150	0.520	0.520	0.283	0.283	0.765	0.884	0.647	0.775	1.145
		0.166	22.10	18.30	17.90		0.115	25.00	23.50	23.50	Left Tilt	0.069	0.063	0.081	0.081	0.151	0.145	0.377	0.149	0.378	0.378	0.236	0.236	0.528	0.529	0.387	0.530	0.759
		0.683	22.10	18.30	17.90		0.180	25.00	23.50	23.50	Right Cheek	0.285	0.260	0.127	0.127	0.412	0.387	0.183	0.103	0.267	0.267	0.181	0.181	0.595	0.679	0.593	0.671	0.835
		0.114	22.10	18.30	17.90		0.108	25.00	23.50	23.50	Right Tilt	0.048	0.043	0.076	0.076	0.124	0.120	0.214	0.101	0.266	0.266	0.154	0.154	0.338	0.390	0.278	0.375	0.540

DC_7A+12A	Ant.4	0.464	19.00	15.80	15.40	Ant.1	0.377	24.80	22.50	21.50	Left Cheek	0.222	0.203	0.222	0.176	0.444	0.379	0.401	0.150	0.520	0.520	0.283	0.283	0.845	0.964	0.727	0.812	1.182
		0.498	19.00	15.80	15.40		0.163	24.80	22.50	21.50	Left Tilt	0.238	0.217	0.096	0.076	0.334	0.294	0.377	0.149	0.378	0.378	0.236	0.236	0.711	0.712	0.570	0.679	0.908
		0.985	19.00	15.80	15.40		0.658	24.80	22.50	21.50	Right Cheek	0.471	0.430	0.387	0.308	0.859	0.738	0.183	0.103	0.267	0.267	0.181	0.181	1.042	1.126	1.040	1.022	1.186
		0.888	19.00	15.80	15.40		0.229	24.80	22.50	21.50	Right Tilt	0.425	0.388	0.135	0.107	0.560	0.495	0.214	0.101	0.266	0.266	0.154	0.154	0.774	0.826	0.714	0.750	0.915
DC_7A+12A	Ant.5	0.591	22.10	18.30	17.90	Ant.1	0.377	24.80	22.50	21.50	Left Cheek	0.246	0.225	0.222	0.176	0.468	0.401	0.401	0.150	0.520	0.520	0.283	0.283	0.869	0.988	0.751	0.834	1.204
		0.166	22.10	18.30	17.90		0.163	24.80	22.50	21.50	Left Tilt	0.069	0.063	0.096	0.076	0.165	0.139	0.377	0.149	0.378	0.378	0.236	0.236	0.542	0.543	0.401	0.524	0.753
		0.683	22.10	18.30	17.90		0.658	24.80	22.50	21.50	Right Cheek	0.285	0.260	0.387	0.308	0.672	0.567	0.183	0.103	0.267	0.267	0.181	0.181	0.855	0.939	0.853	0.851	1.015
		0.114	22.10	18.30	17.90		0.229	24.80	22.50	21.50	Right Tilt	0.048	0.043	0.135	0.107	0.182	0.150	0.214	0.101	0.266	0.266	0.154	0.154	0.396	0.448	0.336	0.405	0.570
DC_7A+55A	Ant.1	0.789	21.10	18.30	18.30	Ant.0	0.154	25.00	23.40	23.40	Left Cheek	0.414	0.414	0.107	0.107	0.521	0.521	0.401	0.150	0.520	0.520	0.283	0.283	0.922	1.041	0.804	0.954	1.324
		0.159	21.10	18.30	18.30		0.085	25.00	23.40	23.40	Left Tilt	0.083	0.083	0.059	0.059	0.142	0.142	0.377	0.149	0.378	0.378	0.236	0.236	0.519	0.520	0.378	0.527	0.756
		0.840	21.10	18.30	18.30		0.132	25.00	23.40	23.40	Right Cheek	0.441	0.441	0.091	0.091	0.532	0.532	0.183	0.103	0.267	0.267	0.181	0.181	0.715	0.799	0.713	0.816	0.980
		0.243	21.10	18.30	18.30		0.045	25.00	23.40	23.40	Right Tilt	0.128	0.128	0.031	0.031	0.159	0.159	0.214	0.101	0.266	0.266	0.154	0.154	0.373	0.425	0.313	0.414	0.579
DC_7A+55A	Ant.5	0.591	22.10	18.30	17.90	Ant.0	0.154	25.00	23.40	23.40	Left Cheek	0.246	0.225	0.107	0.107	0.353	0.331	0.401	0.150	0.520	0.520	0.283	0.283	0.754	0.873	0.636	0.764	1.134
		0.166	22.10	18.30	17.90		0.085	25.00	23.40	23.40	Left Tilt	0.069	0.063	0.059	0.059	0.128	0.122	0.377	0.149	0.378	0.378	0.236	0.236	0.505	0.506	0.364	0.507	0.736
		0.683	22.10	18.30	17.90		0.132	25.00	23.40	23.40	Right Cheek	0.285	0.260	0.091	0.091	0.376	0.351	0.183	0.103	0.267	0.267	0.181	0.181	0.559	0.643	0.557	0.635	0.799
		0.114	22.10	18.30	17.90		0.045	25.00	23.40	23.40	Right Tilt	0.048	0.043	0.031	0.031	0.079	0.074	0.214	0.101	0.266	0.266	0.154	0.154	0.293	0.345	0.233	0.329	0.494
DC_7A+55A	Ant.1	0.789	21.10	18.30	18.30	Ant.4	0.342	19.40	15.90	15.50	Left Cheek	0.414	0.414	0.153	0.139	0.567	0.553	0.401	0.150	0.520	0.520	0.283	0.283	0.968	1.087	0.850	0.986	1.356
		0.159	21.10	18.30	18.30		0.257	19.40	15.90	15.50	Left Tilt	0.083	0.083	0.115	0.105	0.198	0.188	0.377	0.149	0.378	0.378	0.236	0.236	0.575	0.576	0.434	0.573	0.802
		0.840	21.10	18.30	18.30		0.656	19.40	15.90	15.50	Right Cheek	0.441	0.441	0.293	0.267	0.734	0.708	0.183	0.103	0.267	0.267	0.181	0.181	0.917	1.001	0.915	0.992	1.156
		0.243	21.10	18.30	18.30		0.426	19.40	15.90	15.50	Right Tilt	0.128	0.128	0.190	0.174	0.318	0.301	0.214	0.101	0.266	0.266	0.154	0.154	0.532	0.584	0.472	0.556	0.721
DC_7A+55A	Ant.5	0.591	22.10	18.30	17.90	Ant.4	0.342	19.40	15.90	15.50	Left Cheek	0.246	0.225	0.153	0.139	0.399	0.364	0.401	0.150	0.520	0.520	0.283	0.283	0.800	0.919	0.682	0.797	1.167
		0.166	22.10	18.30	17.90		0.257	19.40	15.90	15.50	Left Tilt	0.069	0.063	0.115	0.105	0.184	0.168	0.377	0.149	0.378	0.378	0.236	0.236	0.561	0.562	0.420	0.553	0.782
		0.683	22.10	18.30	17.90		0.656	19.40	15.90	15.50	Right Cheek	0.285	0.260	0.293	0.267	0.578	0.527	0.183	0.103	0.267	0.267	0.181	0.181	0.761	0.845	0.759	0.811	0.975
		0.114	22.10	18.30	17.90		0.426	19.40	15.90	15.50	Right Tilt	0.048	0.043	0.190	0.174	0.238	0.217	0.214	0.101	0.266	0.266	0.154	0.154	0.452	0.504	0.392	0.472	0.637
DC_12A+55A	Ant.0	0.166	25.00	23.50	23.50	Ant.4	0.342	19.40	15.90	15.50	Left Cheek	0.118	0.118	0.153	0.139	0.270	0.257	0.401	0.150	0.520	0.520	0.283	0.283	0.671	0.790	0.553	0.690	1.060
		0.115	25.00	23.50	23.50		0.257	19.40	15.90	15.50	Left Tilt	0.081	0.081	0.115	0.105	0.196	0.186	0.377	0.149	0.378	0.378	0.236	0.236	0.573	0.574	0.432	0.571	0.800
		0.180	25.00	23.50	23.50		0.656	19.40	15.90	15.50	Right Cheek	0.127	0.127	0.293	0.267	0.420	0.395	0.183	0.103	0.267	0.267	0.181	0.181	0.603	0.687	0.601	0.679	0.843
		0.108	25.00	23.50	23.50		0.426	19.40	15.90	15.50	Right Tilt	0.076	0.076	0.190	0.174	0.267	0.250	0.214	0.101	0.266	0.266	0.154	0.154	0.481	0.533	0.421	0.505	0.670

DC_12A+66A	Ant.1	0.377	24.80	22.50	21.50	Ant.4	0.342	19.40	15.90	15.50	Left Cheek	0.222	0.176	0.153	0.139	0.375	0.316	0.401	0.150	0.520	0.520	0.283	0.283	0.776	0.895	0.658	0.749	1.119
		0.163	24.80	22.50	21.50		0.257	19.40	15.90	15.50	Left Tilt	0.096	0.076	0.115	0.105	0.211	0.181	0.377	0.149	0.378	0.378	0.236	0.236	0.588	0.589	0.447	0.566	0.795
		0.658	24.80	22.50	21.50		0.656	19.40	15.90	15.50	Right Cheek	0.387	0.308	0.293	0.267	0.680	0.575	0.183	0.103	0.267	0.267	0.181	0.181	0.863	0.947	0.861	0.859	1.023
		0.229	24.80	22.50	21.50		0.426	19.40	15.90	15.50	Right Tilt	0.135	0.107	0.190	0.174	0.325	0.281	0.214	0.101	0.266	0.266	0.154	0.154	0.539	0.591	0.479	0.536	0.701
DC_12A+66A	Ant.0	0.166	25.00	23.50	23.50	Ant.5	0.517	22.30	17.80	17.30	Left Cheek	0.118	0.118	0.183	0.163	0.301	0.281	0.401	0.150	0.520	0.520	0.283	0.283	0.702	0.821	0.584	0.714	1.094
		0.115	25.00	23.50	23.50		0.152	22.30	17.80	17.30	Left Tilt	0.081	0.081	0.054	0.048	0.135	0.129	0.377	0.149	0.378	0.378	0.236	0.236	0.512	0.513	0.371	0.514	0.743
		0.180	25.00	23.50	23.50		0.448	22.30	17.80	17.30	Right Cheek	0.127	0.127	0.159	0.142	0.286	0.269	0.183	0.103	0.267	0.267	0.181	0.181	0.469	0.553	0.467	0.553	0.717
		0.108	25.00	23.50	23.50		0.096	22.30	17.80	17.30	Right Tilt	0.076	0.076	0.034	0.030	0.111	0.107	0.214	0.101	0.266	0.266	0.154	0.154	0.325	0.377	0.265	0.362	0.527
DC_12A+66A	Ant.1	0.377	24.80	22.50	21.50	Ant.5	0.517	22.30	17.80	17.30	Left Cheek	0.222	0.176	0.183	0.163	0.405	0.340	0.401	0.150	0.520	0.520	0.283	0.283	0.806	0.925	0.688	0.773	1.143
		0.163	24.80	22.50	21.50		0.152	22.30	17.80	17.30	Left Tilt	0.096	0.076	0.054	0.048	0.150	0.124	0.377	0.149	0.378	0.378	0.236	0.236	0.527	0.528	0.386	0.509	0.738
		0.658	24.80	22.50	21.50		0.448	22.30	17.80	17.30	Right Cheek	0.387	0.308	0.159	0.142	0.546	0.449	0.183	0.103	0.267	0.267	0.181	0.181	0.729	0.813	0.727	0.733	0.897
		0.229	24.80	22.50	21.50		0.096	22.30	17.80	17.30	Right Tilt	0.135	0.107	0.034	0.030	0.169	0.137	0.214	0.101	0.266	0.266	0.154	0.154	0.383	0.435	0.323	0.392	0.557

Note:

1: The highest Summed 1g SAR is 1.356 W/kg < 1.6 W/kg, so Simultaneous Transmission SAR test is not required.

12.2.13 Body-Worn Simultaneous Transmission SAR Evaluation for LTE Inter CA and WLAN and BT

Band	LTE Antenna	4G		CA		NR Antenna	4G		CA		Position	Stand alone SAR												SUM SAR				
		LTE Band1 SAR	LTE Band1 Max Power	LTE Band1 Max Power State3	LTE Band1 Max Power State5		LTE Band2 SAR	LTE Band2 Max Power	LTE Band2 Max Power State3	LTE Band2 Max Power State5		LTE Band1 SAR State3	LTE Band1 SAR State5	LTE Band2 SAR State3	LTE Band2 SAR State5	1 LTE CA (Band1+Band2) State3	2 LTE CA (Band1+Band2) State5	3 2.4GWiFi Max. Level7	4 2.4GWiFi Ant.12 Level8	5 5GWiFi Max. Level7	6 5GWiFi Max. Level8	7 Bluetooth Max.	8 Bluetooth Ant.13	1+3	1+5	1+7	2+4+8	2+6+8
DC_2A+4A	Ant.0	0.067	22.40	19.00	17.30	Ant.1	0.028	21.30	21.50	21.50	Front Side 15mm	0.031	0.021	0.029	0.029	0.060	0.050	0.126	0.067	0.176	0.176	0.009	0.009	0.186	0.236	0.069	0.126	0.235
		0.117	22.40	19.00	17.30		0.051	21.30	21.50	21.50	Back Side 15mm	0.053	0.036	0.053	0.053	0.107	0.090	0.272	0.109	0.353	0.353	0.014	0.014	0.379	0.460	0.121	0.213	0.457
DC_2A+4A	Ant.4	0.119	21.70	21.10	18.60	Ant.1	0.028	21.30	21.50	21.50	Front Side 15mm	0.104	0.058	0.029	0.029	0.133	0.088	0.126	0.067	0.176	0.176	0.009	0.009	0.259	0.309	0.142	0.164	0.273
		0.134	21.70	21.10	18.60		0.051	21.30	21.50	21.50	Back Side 15mm	0.117	0.066	0.053	0.053	0.170	0.119	0.272	0.109	0.353	0.353	0.014	0.014	0.442	0.523	0.184	0.242	0.486
DC_2A+4A	Ant.0	0.067	22.40	19.00	17.30	Ant.5	0.114	23.80	18.60	18.60	Front Side 15mm	0.031	0.021	0.034	0.034	0.065	0.055	0.126	0.067	0.176	0.176	0.009	0.009	0.191	0.241	0.074	0.131	0.240
		0.117	22.40	19.00	17.30		0.162	23.80	18.60	18.60	Back Side 15mm	0.053	0.036	0.049	0.049	0.102	0.085	0.272	0.109	0.353	0.353	0.014	0.014	0.374	0.455	0.116	0.208	0.452
DC_2A+4A	Ant.4	0.119	21.70	21.10	18.60	Ant.5	0.114	23.80	18.60	18.60	Front Side 15mm	0.104	0.058	0.034	0.034	0.138	0.093	0.126	0.067	0.176	0.176	0.009	0.009	0.264	0.314	0.147	0.169	0.278
		0.134	21.70	21.10	18.60		0.162	23.80	18.60	18.60	Back Side 15mm	0.117	0.066	0.049	0.049	0.166	0.115	0.272	0.109	0.353	0.353	0.014	0.014	0.438	0.519	0.180	0.238	0.482
DC_2A+7A	Ant.0	0.067	22.40	19.00	17.30	Ant.4	0.164	22.40	19.50	19.50	Front Side 15mm	0.031	0.021	0.084	0.084	0.115	0.105	0.126	0.067	0.176	0.176	0.009	0.009	0.241	0.291	0.124	0.181	0.290
		0.117	22.40	19.00	17.30		0.195	22.40	19.50	19.50	Back Side 15mm	0.053	0.036	0.100	0.100	0.153	0.136	0.272	0.109	0.353	0.353	0.014	0.014	0.425	0.506	0.167	0.259	0.503
DC_2A+7A	Ant.1	0.000	21.00	21.10	21.10	Ant.4	0.164	22.40	19.50	19.50	Front Side 15mm	0.000	0.000	0.084	0.084	0.084	0.084	0.126	0.067	0.176	0.176	0.009	0.009	0.210	0.260	0.093	0.160	0.269
		0.044	21.00	21.10	21.10		0.195	22.40	19.50	19.50	Back Side 15mm	0.045	0.045	0.100	0.100	0.145	0.145	0.272	0.109	0.353	0.353	0.014	0.014	0.417	0.498	0.159	0.268	0.512
DC_2A+7A	Ant.0	0.067	22.40	19.00	17.30	Ant.5	0.181	23.50	19.10	19.10	Front Side 15mm	0.031	0.021	0.066	0.066	0.096	0.086	0.126	0.067	0.176	0.176	0.009	0.009	0.222	0.272	0.105	0.162	0.271
		0.117	22.40	19.00	17.30		0.306	23.50	19.10	19.10	Back Side 15mm	0.053	0.036	0.111	0.111	0.165	0.147	0.272	0.109	0.353	0.353	0.014	0.014	0.437	0.518	0.179	0.270	0.514
DC_2A+7A	Ant.1	0.000	21.00	21.10	21.10	Ant.5	0.181	23.50	19.10	19.10	Front Side 15mm	0.000	0.000	0.066	0.066	0.066	0.066	0.126	0.067	0.176	0.176	0.009	0.009	0.192	0.242	0.075	0.142	0.251
		0.044	21.00	21.10	21.10		0.306	23.50	19.10	19.10	Back Side 15mm	0.045	0.045	0.111	0.111	0.156	0.156	0.272	0.109	0.353	0.353	0.014	0.014	0.428	0.509	0.170	0.279	0.523
DC_2A+66A	Ant.0	0.067	22.40	19.00	17.30	Ant.1	0.047	21.40	20.40	20.40	Front Side 15mm	0.031	0.021	0.037	0.037	0.068	0.058	0.126	0.067	0.176	0.176	0.009	0.009	0.194	0.244	0.077	0.134	0.243

		0.117	22.40	19.00	17.30		0.056	21.40	20.40	20.40	Back Side 15mm	0.053	0.036	0.044	0.044	0.098	0.081	0.272	0.109	0.353	0.353	0.014	0.014	0.370	0.451	0.112	0.204	0.448
DC_2A+6SA	Ant.4	0.119	21.70	21.10	18.60	Ant.1	0.047	21.40	20.40	20.40	Front Side 15mm	0.104	0.058	0.037	0.037	0.141	0.096	0.126	0.067	0.176	0.176	0.009	0.009	0.267	0.317	0.150	0.172	0.281
		0.134	21.70	21.10	18.60		0.056	21.40	20.40	20.40	Back Side 15mm	0.117	0.066	0.044	0.044	0.161	0.110	0.272	0.109	0.353	0.353	0.014	0.014	0.433	0.514	0.175	0.233	0.477
DC_2A+6SA	Ant.0	0.067	22.40	19.00	17.30	Ant.5	0.141	23.80	18.90	18.90	Front Side 15mm	0.031	0.021	0.046	0.046	0.076	0.066	0.126	0.067	0.176	0.176	0.009	0.009	0.202	0.252	0.085	0.142	0.251
		0.117	22.40	19.00	17.30		0.208	23.80	18.90	18.90	Back Side 15mm	0.053	0.036	0.067	0.067	0.121	0.103	0.272	0.109	0.353	0.353	0.014	0.014	0.393	0.474	0.135	0.226	0.470
DC_2A+6SA	Ant.4	0.119	21.70	21.10	18.60	Ant.5	0.141	23.80	18.90	18.90	Front Side 15mm	0.104	0.058	0.046	0.046	0.149	0.104	0.126	0.067	0.176	0.176	0.009	0.009	0.275	0.325	0.158	0.180	0.289
		0.134	21.70	21.10	18.60		0.208	23.80	18.90	18.90	Back Side 15mm	0.117	0.066	0.067	0.067	0.184	0.133	0.272	0.109	0.353	0.353	0.014	0.014	0.456	0.537	0.198	0.256	0.500
DC_6A+5A	Ant.4	0.095	23.20	19.00	19.00	Ant.0	0.109	25.00	23.80	23.80	Front Side 15mm	0.036	0.036	0.083	0.083	0.119	0.119	0.126	0.067	0.176	0.176	0.009	0.009	0.245	0.295	0.128	0.195	0.304
		0.112	23.20	19.00	19.00		0.139	25.00	23.80	23.80	Back Side 15mm	0.043	0.043	0.105	0.105	0.148	0.148	0.272	0.109	0.353	0.353	0.014	0.014	0.420	0.501	0.162	0.271	0.515
DC_6A+5A	Ant.5	0.114	23.80	18.60	18.60	Ant.0	0.109	25.00	23.80	23.80	Front Side 15mm	0.034	0.034	0.083	0.083	0.117	0.117	0.126	0.067	0.176	0.176	0.009	0.009	0.243	0.293	0.126	0.193	0.302
		0.162	23.80	18.60	18.60		0.139	25.00	23.80	23.80	Back Side 15mm	0.049	0.049	0.105	0.105	0.154	0.154	0.272	0.109	0.353	0.353	0.014	0.014	0.426	0.507	0.168	0.277	0.521
DC_6A+5A	Ant.4	0.095	23.20	19.00	19.00	Ant.1	0.086	24.00	20.30	20.30	Front Side 15mm	0.036	0.036	0.037	0.037	0.073	0.073	0.126	0.067	0.176	0.176	0.009	0.009	0.199	0.249	0.082	0.149	0.258
		0.112	23.20	19.00	19.00		0.140	24.00	20.30	20.30	Back Side 15mm	0.043	0.043	0.060	0.060	0.102	0.102	0.272	0.109	0.353	0.353	0.014	0.014	0.374	0.455	0.116	0.225	0.469
DC_6A+5A	Ant.5	0.114	23.80	18.60	18.60	Ant.1	0.086	24.00	20.30	20.30	Front Side 15mm	0.034	0.034	0.037	0.037	0.071	0.071	0.126	0.067	0.176	0.176	0.009	0.009	0.197	0.247	0.080	0.147	0.256
		0.162	23.80	18.60	18.60		0.140	24.00	20.30	20.30	Back Side 15mm	0.049	0.049	0.060	0.060	0.109	0.109	0.272	0.109	0.353	0.353	0.014	0.014	0.381	0.462	0.123	0.232	0.476
DC_6A+7A	Ant.1	0.028	21.30	21.50	21.50	Ant.0	0.065	24.00	21.00	20.20	Front Side 15mm	0.029	0.029	0.033	0.027	0.062	0.056	0.126	0.067	0.176	0.176	0.009	0.009	0.188	0.238	0.071	0.132	0.241
		0.051	21.30	21.50	21.50		0.082	24.00	21.00	20.20	Back Side 15mm	0.053	0.053	0.041	0.034	0.095	0.088	0.272	0.109	0.353	0.353	0.014	0.014	0.367	0.448	0.109	0.211	0.455
DC_6A+7A	Ant.5	0.114	23.80	18.60	18.60	Ant.0	0.065	24.00	21.00	20.20	Front Side 15mm	0.034	0.034	0.033	0.027	0.067	0.062	0.126	0.067	0.176	0.176	0.009	0.009	0.193	0.243	0.076	0.138	0.247
		0.162	23.80	18.60	18.60		0.082	24.00	21.00	20.20	Back Side 15mm	0.049	0.049	0.041	0.034	0.090	0.083	0.272	0.109	0.353	0.353	0.014	0.014	0.362	0.443	0.104	0.206	0.450
DC_6A+7A	Ant.1	0.028	21.30	21.50	21.50	Ant.4	0.164	22.40	21.30	21.30	Front Side 15mm	0.029	0.029	0.127	0.127	0.157	0.157	0.126	0.067	0.176	0.176	0.009	0.009	0.283	0.333	0.166	0.233	0.342
		0.051	21.30	21.50	21.50		0.195	22.40	21.30	21.30	Back Side 15mm	0.053	0.053	0.151	0.151	0.205	0.205	0.272	0.109	0.353	0.353	0.014	0.014	0.477	0.558	0.219	0.328	0.572
DC_6A+7A	Ant.5	0.114	23.80	18.60	18.60	Ant.4	0.164	22.40	21.30	21.30	Front Side 15mm	0.034	0.034	0.127	0.127	0.162	0.162	0.126	0.067	0.176	0.176	0.009	0.009	0.288	0.338	0.171	0.238	0.347

		0.162	23.80	18.60	18.60		0.195	22.40	21.30	21.30	Back Side 15mm	0.049	0.049	0.151	0.151	0.200	0.200	0.272	0.109	0.353	0.353	0.014	0.014	0.472	0.553	0.214	0.323	0.567
DC_6A+12A	Ant.4	0.095	23.20	19.00	19.00	Ant.0	0.177	25.00	23.50	23.50	Front Side 15mm	0.036	0.036	0.125	0.125	0.161	0.161	0.126	0.067	0.176	0.176	0.009	0.009	0.287	0.337	0.170	0.237	0.346
		0.112	23.20	19.00	19.00		0.210	25.00	23.50	23.50	Back Side 15mm	0.043	0.043	0.149	0.149	0.191	0.191	0.272	0.109	0.353	0.353	0.014	0.014	0.463	0.544	0.205	0.314	0.558
DC_6A+12A	Ant.5	0.114	23.80	18.60	18.60	Ant.0	0.177	25.00	23.50	23.50	Front Side 15mm	0.034	0.034	0.125	0.125	0.160	0.160	0.126	0.067	0.176	0.176	0.009	0.009	0.286	0.336	0.169	0.236	0.345
		0.162	23.80	18.60	18.60		0.210	25.00	23.50	23.50	Back Side 15mm	0.049	0.049	0.149	0.149	0.198	0.198	0.272	0.109	0.353	0.353	0.014	0.014	0.470	0.551	0.212	0.321	0.565
DC_6A+12A	Ant.4	0.095	23.20	19.00	19.00	Ant.1	0.123	24.80	22.50	22.50	Front Side 15mm	0.036	0.036	0.072	0.072	0.109	0.109	0.126	0.067	0.176	0.176	0.009	0.009	0.235	0.285	0.118	0.185	0.294
		0.112	23.20	19.00	19.00		0.201	24.80	22.50	22.50	Back Side 15mm	0.043	0.043	0.118	0.118	0.161	0.161	0.272	0.109	0.353	0.353	0.014	0.014	0.433	0.514	0.175	0.284	0.528
DC_6A+12A	Ant.5	0.114	23.80	18.60	18.60	Ant.1	0.123	24.80	22.50	22.50	Front Side 15mm	0.034	0.034	0.072	0.072	0.107	0.107	0.126	0.067	0.176	0.176	0.009	0.009	0.233	0.283	0.116	0.183	0.292
		0.162	23.80	18.60	18.60		0.201	24.80	22.50	22.50	Back Side 15mm	0.049	0.049	0.118	0.118	0.167	0.167	0.272	0.109	0.353	0.353	0.014	0.014	0.439	0.520	0.181	0.290	0.534
DC_5A+7A	Ant.0	0.109	25.00	23.80	23.80	Ant.4	0.164	22.40	19.50	19.50	Front Side 15mm	0.083	0.083	0.084	0.084	0.167	0.167	0.126	0.067	0.176	0.176	0.009	0.009	0.293	0.343	0.176	0.243	0.352
		0.139	25.00	23.80	23.80		0.195	22.40	19.50	19.50	Back Side 15mm	0.105	0.105	0.100	0.100	0.205	0.205	0.272	0.109	0.353	0.353	0.014	0.014	0.477	0.558	0.219	0.328	0.572
DC_5A+7A	Ant.1	0.086	24.00	20.30	20.30	Ant.4	0.164	22.40	19.50	19.50	Front Side 15mm	0.037	0.037	0.084	0.084	0.121	0.121	0.126	0.067	0.176	0.176	0.009	0.009	0.247	0.297	0.130	0.197	0.306
		0.140	24.00	20.30	20.30		0.195	22.40	19.50	19.50	Back Side 15mm	0.060	0.060	0.100	0.100	0.160	0.160	0.272	0.109	0.353	0.353	0.014	0.014	0.432	0.513	0.174	0.283	0.527
DC_5A+7A	Ant.0	0.109	25.00	23.80	23.80	Ant.5	0.181	23.50	19.10	19.10	Front Side 15mm	0.083	0.083	0.066	0.066	0.148	0.148	0.126	0.067	0.176	0.176	0.009	0.009	0.274	0.324	0.157	0.224	0.333
		0.139	25.00	23.80	23.80		0.306	23.50	19.10	19.10	Back Side 15mm	0.105	0.105	0.111	0.111	0.217	0.217	0.272	0.109	0.353	0.353	0.014	0.014	0.489	0.570	0.231	0.340	0.584
DC_5A+7A	Ant.1	0.086	24.00	20.30	20.30	Ant.5	0.181	23.50	19.10	19.10	Front Side 15mm	0.037	0.037	0.066	0.066	0.102	0.102	0.126	0.067	0.176	0.176	0.009	0.009	0.228	0.278	0.111	0.178	0.287
		0.140	24.00	20.30	20.30		0.306	23.50	19.10	19.10	Back Side 15mm	0.060	0.060	0.111	0.111	0.171	0.171	0.272	0.109	0.353	0.353	0.014	0.014	0.443	0.524	0.185	0.294	0.538
DC_5A+65A	Ant.0	0.109	25.00	23.80	23.80	Ant.4	0.126	23.20	19.10	19.10	Front Side 15mm	0.083	0.083	0.049	0.049	0.132	0.132	0.126	0.067	0.176	0.176	0.009	0.009	0.258	0.308	0.141	0.208	0.317
		0.139	25.00	23.80	23.80		0.148	23.20	19.10	19.10	Back Side 15mm	0.105	0.105	0.058	0.058	0.163	0.163	0.272	0.109	0.353	0.353	0.014	0.014	0.435	0.516	0.177	0.286	0.530
DC_5A+65A	Ant.1	0.086	24.00	20.30	20.30	Ant.4	0.126	23.20	19.10	19.10	Front Side 15mm	0.037	0.037	0.049	0.049	0.086	0.086	0.126	0.067	0.176	0.176	0.009	0.009	0.212	0.262	0.095	0.162	0.271
		0.140	24.00	20.30	20.30		0.148	23.20	19.10	19.10	Back Side 15mm	0.060	0.060	0.058	0.058	0.117	0.117	0.272	0.109	0.353	0.353	0.014	0.014	0.389	0.470	0.131	0.240	0.484
DC_5A+65A	Ant.0	0.109	25.00	23.80	23.80	Ant.5	0.141	23.80	18.90	18.90	Front Side 15mm	0.083	0.083	0.046	0.046	0.128	0.128	0.126	0.067	0.176	0.176	0.009	0.009	0.254	0.304	0.137	0.204	0.313

		0.139	25.00	23.80	23.80		0.208	23.80	18.90	18.90	Back Side 15mm	0.105	0.105	0.067	0.067	0.173	0.173	0.272	0.109	0.353	0.353	0.014	0.014	0.445	0.526	0.187	0.296	0.540
DC_5A+65A	Ant.1	0.086	24.00	20.30	20.30	Ant.5	0.141	23.80	18.90	18.90	Front Side 15mm	0.037	0.037	0.046	0.046	0.082	0.082	0.126	0.067	0.176	0.176	0.009	0.009	0.208	0.258	0.091	0.158	0.267
		0.140	24.00	20.30	20.30		0.208	23.80	18.90	18.90	Back Side 15mm	0.060	0.060	0.067	0.067	0.127	0.127	0.272	0.109	0.353	0.353	0.014	0.014	0.399	0.480	0.141	0.250	0.494
DC_7A+12A	Ant.4	0.164	22.40	19.50	19.50	Ant.0	0.177	25.00	23.50	23.50	Front Side 15mm	0.084	0.084	0.125	0.125	0.209	0.209	0.126	0.067	0.176	0.176	0.009	0.009	0.335	0.385	0.218	0.285	0.394
		0.195	22.40	19.50	19.50		0.210	25.00	23.50	23.50	Back Side 15mm	0.100	0.100	0.149	0.149	0.249	0.249	0.272	0.109	0.353	0.353	0.014	0.014	0.521	0.602	0.263	0.372	0.616
DC_7A+12A	Ant.5	0.181	22.50	19.10	19.10	Ant.0	0.177	25.00	23.50	23.50	Front Side 15mm	0.066	0.066	0.125	0.125	0.191	0.191	0.126	0.067	0.176	0.176	0.009	0.009	0.317	0.367	0.200	0.267	0.376
		0.306	22.50	19.10	19.10		0.210	25.00	23.50	23.50	Back Side 15mm	0.111	0.111	0.149	0.149	0.260	0.260	0.272	0.109	0.353	0.353	0.014	0.014	0.532	0.613	0.274	0.383	**0.627**
DC_7A+12A	Ant.4	0.164	22.40	19.50	19.50	Ant.1	0.123	24.80	22.50	22.50	Front Side 15mm	0.084	0.084	0.072	0.072	0.157	0.157	0.126	0.067	0.176	0.176	0.009	0.009	0.283	0.333	0.166	0.233	0.342
		0.195	22.40	19.50	19.50		0.201	24.80	22.50	22.50	Back Side 15mm	0.100	0.100	0.118	0.118	0.218	0.218	0.272	0.109	0.353	0.353	0.014	0.014	0.490	0.571	0.232	0.341	0.585
DC_7A+12A	Ant.5	0.181	23.50	19.10	19.10	Ant.1	0.123	24.80	22.50	22.50	Front Side 15mm	0.066	0.066	0.072	0.072	0.138	0.138	0.126	0.067	0.176	0.176	0.009	0.009	0.264	0.314	0.147	0.214	0.323
		0.306	23.50	19.10	19.10		0.201	24.80	22.50	22.50	Back Side 15mm	0.111	0.111	0.118	0.118	0.229	0.229	0.272	0.109	0.353	0.353	0.014	0.014	0.501	0.582	0.243	0.352	0.596
DC_7A+65A	Ant.1	0.114	21.10	21.30	21.30	Ant.0	0.085	25.00	18.50	18.50	Front Side 15mm	0.119	0.119	0.019	0.019	0.138	0.138	0.126	0.067	0.176	0.176	0.009	0.009	0.264	0.314	0.147	0.214	0.323
		0.118	21.10	21.30	21.30		0.123	25.00	18.50	18.50	Back Side 15mm	0.124	0.124	0.028	0.028	0.151	0.151	0.272	0.109	0.353	0.353	0.014	0.014	0.423	0.504	0.165	0.274	0.518
DC_7A+65A	Ant.5	0.181	23.50	19.10	19.10	Ant.0	0.085	25.00	18.50	18.50	Front Side 15mm	0.066	0.066	0.019	0.019	0.085	0.085	0.126	0.067	0.176	0.176	0.009	0.009	0.211	0.261	0.094	0.161	0.270
		0.306	23.50	19.10	19.10		0.123	25.00	18.50	18.50	Back Side 15mm	0.111	0.111	0.028	0.028	0.139	0.139	0.272	0.109	0.353	0.353	0.014	0.014	0.411	0.492	0.153	0.262	0.506
DC_7A+65A	Ant.1	0.114	21.10	21.30	21.30	Ant.4	0.126	23.20	19.10	19.10	Front Side 15mm	0.119	0.119	0.049	0.049	0.168	0.168	0.126	0.067	0.176	0.176	0.009	0.009	0.294	0.344	0.177	0.244	0.353
		0.118	21.10	21.30	21.30		0.148	23.20	19.10	19.10	Back Side 15mm	0.124	0.124	0.058	0.058	0.181	0.181	0.272	0.109	0.353	0.353	0.014	0.014	0.453	0.534	0.195	0.304	0.548
DC_7A+65A	Ant.5	0.181	23.50	19.10	19.10	Ant.4	0.126	23.20	19.10	19.10	Front Side 15mm	0.066	0.066	0.049	0.049	0.115	0.115	0.126	0.067	0.176	0.176	0.009	0.009	0.241	0.291	0.124	0.191	0.300
		0.306	23.50	19.10	19.10		0.148	23.20	19.10	19.10	Back Side 15mm	0.111	0.111	0.058	0.058	0.169	0.169	0.272	0.109	0.353	0.353	0.014	0.014	0.441	0.522	0.183	0.292	0.536
DC_12A+65A	Ant.0	0.177	25.00	23.50	23.50	Ant.4	0.126	23.20	19.10	19.10	Front Side 15mm	0.125	0.125	0.049	0.049	0.174	0.174	0.126	0.067	0.176	0.176	0.009	0.009	0.300	0.350	0.183	0.250	0.359
		0.210	25.00	23.50	23.50		0.148	23.20	19.10	19.10	Back Side 15mm	0.149	0.149	0.058	0.058	0.206	0.206	0.272	0.109	0.353	0.353	0.014	0.014	0.478	0.559	0.220	0.329	0.573
DC_12A+65A	Ant.1	0.123	24.80	22.50	22.50	Ant.4	0.126	23.20	19.10	19.10	Front Side 15mm	0.072	0.072	0.049	0.049	0.121	0.121	0.126	0.067	0.176	0.176	0.009	0.009	0.247	0.297	0.130	0.197	0.306

		0.201	24.80	22.50	22.50		0.148	23.20	19.10	19.10	Back Side 15mm	0.118	0.118	0.058	0.058	0.176	0.176	0.272	0.109	0.353	0.353	0.014	0.014	0.448	0.529	0.190	0.299	0.543
DC_12A+66A	Ant.0	0.177	25.00	23.50	23.50	Ant.5	0.141	23.80	18.90	18.90	Front Side 15mm	0.125	0.125	0.046	0.046	0.171	0.171	0.126	0.067	0.176	0.176	0.009	0.009	0.297	0.347	0.180	0.247	0.356
		0.210	25.00	23.50	23.50		0.208	23.80	18.90	18.90	Back Side 15mm	0.149	0.149	0.067	0.067	0.216	0.216	0.272	0.109	0.353	0.353	0.014	0.014	0.488	0.569	0.230	0.339	0.583
DC_12A+66A	Ant.1	0.123	24.80	22.50	22.50	Ant.5	0.141	23.80	18.90	18.90	Front Side 15mm	0.072	0.072	0.046	0.046	0.118	0.118	0.126	0.067	0.176	0.176	0.009	0.009	0.244	0.294	0.127	0.194	0.303
		0.201	24.80	22.50	22.50		0.208	23.80	18.90	18.90	Back Side 15mm	0.118	0.118	0.067	0.067	0.186	0.186	0.272	0.109	0.353	0.353	0.014	0.014	0.458	0.539	0.200	0.309	0.553

Note:

1: The highest Summed 1g SAR is 0.627 W/kg < 1.6 W/kg, so Simultaneous Transmission SAR test is not required.

12.2.14 Hotspot Simultaneous Transmission SAR Evaluation for LTE Inter CA and WLAN and BT

Band	LTE Antenna	4G		CA		NR Antenna	4G		CA		Position	Stand alone SAR												SUM SAR				
		LTE Band1 SAR	LTE Band1 Max Power	LTE Band1 Max Power State3	LTE Band1 Max Power State5		LTE Band2 SAR	LTE Band2 Max Power	LTE Band2 Max Power State3	LTE Band2 Max Power State5		LTE Band1 SAR State3	LTE Band1 SAR State5	LTE Band2 SAR State3	LTE Band2 SAR State5	1 LTE CA (Band1+Band2) State3	2 LTE CA (Band1+Band2) State5	3 2.4GWIFI Max. Level7	4 2.4GWIFI Ant.12 Level8	5 5GWIFI Max. Level7	6 5GWIFI Max. Level8	7 Bluetooth Max.	8 Bluetooth Ant.13	1+3	1+5	1+7	2+4+8	2+6+8
DC_2A+4A	Ant.0	0.111	22.40	19.00	17.30	Ant.1	0.048	21.30	21.50	21.50	Front Side 10mm	0.051	0.034	0.050	0.050	0.101	0.085	0.287	0.090	0.193	0.193	0.038	0.016	0.388	0.294	0.139	0.191	0.294
		0.198	22.40	19.00	17.30		0.064	21.30	21.50	21.50	Back Side 10mm	0.091	0.061	0.067	0.067	0.158	0.128	0.633	0.114	0.327	0.327	0.095	0.095	0.791	0.485	0.253	0.337	0.550
		0.001	22.40	19.00	17.30		0.000	21.30	21.50	21.50	Left Edge 10mm	0.000	0.000	0.000	0.000	0.000	0.000	0.398	0.006	0.420	0.420	0.006	0.006	0.398	0.420	0.006	0.012	0.426
		0.046	22.40	19.00	17.30		0.080	21.30	21.50	21.50	Right Edge 10mm	0.021	0.014	0.084	0.084	0.105	0.098	0.000	0.000	0.000	0.000	0.000	0.000	0.105	0.105	0.105	0.098	0.098
		0.000	22.40	19.00	17.30		0.000	21.30	21.50	21.50	Top Edge 10mm	0.000	0.000	0.000	0.000	0.000	0.000	0.456	0.130	0.664	0.664	0.077	0.033	0.456	0.664	0.077	0.133	0.667
		0.262	22.40	19.00	17.30		0.000	21.30	21.50	21.50	Bottom Edge 10mm	0.120	0.081	0.000	0.000	0.120	0.081	0.000	0.000	0.000	0.000	0.000	0.000	0.120	0.120	0.120	0.081	0.081
DC_2A+4A	Ant.4	0.202	21.70	21.10	18.60	Ant.1	0.048	21.30	21.50	21.50	Front Side 10mm	0.176	0.099	0.050	0.050	0.226	0.149	0.287	0.090	0.193	0.193	0.038	0.016	0.513	0.419	0.264	0.255	0.358
		0.253	21.70	21.10	18.60		0.064	21.30	21.50	21.50	Back Side 10mm	0.220	0.124	0.067	0.067	0.287	0.191	0.633	0.114	0.327	0.327	0.095	0.095	0.920	0.614	0.382	0.400	0.613
		0.000	21.70	21.10	18.60		0.000	21.30	21.50	21.50	Left Edge 10mm	0.000	0.000	0.000	0.000	0.000	0.000	0.398	0.006	0.420	0.420	0.006	0.006	0.398	0.420	0.006	0.012	0.426
		0.150	21.70	21.10	18.60		0.080	21.30	21.50	21.50	Right Edge 10mm	0.131	0.073	0.084	0.084	0.214	0.157	0.000	0.000	0.000	0.000	0.000	0.000	0.214	0.214	0.214	0.157	0.157
		0.199	21.70	21.10	18.60		0.000	21.30	21.50	21.50	Top Edge 10mm	0.173	0.097	0.000	0.000	0.173	0.097	0.456	0.130	0.664	0.664	0.077	0.033	0.629	0.837	0.250	0.230	0.764
		0.000	21.70	21.10	18.60		0.000	21.30	21.50	21.50	Bottom Edge 10mm	0.000	0.000	0.000	0.000	0.000	0.000	0.000	0.000	0.000	0.000	0.000	0.000	0.000	0.000	0.000	0.000	0.000
DC_2A+4A	Ant.0	0.111	22.40	19.00	17.30	Ant.5	0.230	23.80	18.60	18.60	Front Side 10mm	0.051	0.034	0.069	0.069	0.120	0.104	0.287	0.090	0.193	0.193	0.038	0.016	0.407	0.313	0.158	0.210	0.313
		0.198	22.40	19.00	17.30		0.325	23.80	18.60	18.60	Back Side 10mm	0.091	0.061	0.098	0.098	0.189	0.159	0.633	0.114	0.327	0.327	0.095	0.095	0.822	0.516	0.284	0.368	0.581
		0.001	22.40	19.00	17.30		0.593	23.80	18.60	18.60	Left Edge 10mm	0.000	0.000	0.179	0.179	0.180	0.179	0.398	0.006	0.420	0.420	0.006	0.006	0.578	0.600	0.186	0.191	0.605

		0.046	22.40	19.00	17.30		0.000	23.80	18.60	18.60	Right Edge 10mm	0.021	0.014	0.000	0.000	0.021	0.014	0.000	0.000	0.000	0.000	0.000	0.000	0.021	0.021	0.021	0.014	0.014
		0.000	22.40	19.00	17.30		0.000	23.80	18.60	18.60	Top Edge 10mm	0.000	0.000	0.000	0.000	0.000	0.000	0.456	0.130	0.664	0.664	0.077	0.033	0.456	0.664	0.077	0.133	0.667
		0.262	22.40	19.00	17.30		0.000	23.80	18.60	18.60	Bottom Edge 10mm	0.120	0.081	0.000	0.000	0.120	0.081	0.000	0.000	0.000	0.000	0.000	0.000	0.120	0.120	0.120	0.081	0.081
DC_2A+4A	Ant.4	0.202	21.70	21.10	18.60	Ant.5	0.230	23.80	18.60	18.60	Front Side 10mm	0.176	0.099	0.069	0.069	0.245	0.168	0.287	0.090	0.193	0.193	0.038	0.016	0.532	0.438	0.283	0.274	0.377
		0.253	21.70	21.10	18.60		0.325	23.80	18.60	18.60	Back Side 10mm	0.220	0.124	0.098	0.098	0.319	0.222	0.633	0.114	0.327	0.327	0.095	0.095	0.952	0.646	0.414	0.431	0.644
		0.000	21.70	21.10	18.60		0.593	23.80	18.60	18.60	Left Edge 10mm	0.000	0.000	0.179	0.179	0.179	0.179	0.398	0.006	0.420	0.420	0.006	0.006	0.577	0.599	0.185	0.191	0.605
		0.150	21.70	21.10	18.60		0.000	23.80	18.60	18.60	Right Edge 10mm	0.131	0.073	0.000	0.000	0.131	0.073	0.000	0.000	0.000	0.000	0.000	0.000	0.131	0.131	0.131	0.073	0.073
		0.199	21.70	21.10	18.60		0.000	23.80	18.60	18.60	Top Edge 10mm	0.173	0.097	0.000	0.000	0.173	0.097	0.456	0.130	0.664	0.664	0.077	0.033	0.629	0.837	0.250	0.230	0.764
		0.000	21.70	21.10	18.60		0.000	23.80	18.60	18.60	Bottom Edge 10mm	0.000	0.000	0.000	0.000	0.000	0.000	0.000	0.000	0.000	0.000	0.000	0.000	0.000	0.000	0.000	0.000	0.000
DC_2A+7A	Ant.0	0.111	22.40	19.00	17.30	Ant.4	0.189	22.40	19.50	19.50	Front Side 10mm	0.051	0.034	0.097	0.097	0.148	0.131	0.287	0.090	0.193	0.193	0.038	0.016	0.435	0.341	0.186	0.237	0.340
		0.198	22.40	19.00	17.30		0.232	22.40	19.50	19.50	Back Side 10mm	0.091	0.061	0.119	0.119	0.209	0.180	0.633	0.114	0.327	0.327	0.095	0.095	0.842	0.536	0.304	0.389	0.632
		0.001	22.40	19.00	17.30		0.000	22.40	19.50	19.50	Left Edge 10mm	0.000	0.000	0.000	0.000	0.000	0.000	0.398	0.006	0.420	0.420	0.006	0.006	0.398	0.420	0.006	0.012	0.426
		0.046	22.40	19.00	17.30		0.118	22.40	19.50	19.50	Right Edge 10mm	0.021	0.014	0.061	0.061	0.082	0.075	0.000	0.000	0.000	0.000	0.000	0.000	0.082	0.082	0.082	0.075	0.075
		0.000	22.40	19.00	17.30		0.300	22.40	19.50	19.50	Top Edge 10mm	0.000	0.000	0.154	0.154	0.154	0.154	0.456	0.130	0.664	0.664	0.077	0.033	0.610	0.818	0.231	0.287	0.821
		0.262	22.40	19.00	17.30		0.000	22.40	19.50	19.50	Bottom Edge 10mm	0.120	0.081	0.000	0.000	0.120	0.081	0.000	0.000	0.000	0.000	0.000	0.000	0.120	0.120	0.120	0.081	0.081
DC_2A+7A	Ant.1	0.029	21.00	21.10	21.10	Ant.4	0.189	22.40	19.50	19.50	Front Side 10mm	0.030	0.030	0.097	0.097	0.127	0.127	0.287	0.090	0.193	0.193	0.038	0.016	0.414	0.320	0.165	0.233	0.336
		0.037	21.00	21.10	21.10		0.232	22.40	19.50	19.50	Back Side 10mm	0.038	0.038	0.119	0.119	0.157	0.157	0.633	0.114	0.327	0.327	0.095	0.095	0.790	0.484	0.252	0.366	0.579
		0.000	21.00	21.10	21.10		0.000	22.40	19.50	19.50	Left Edge 10mm	0.000	0.000	0.000	0.000	0.000	0.000	0.398	0.006	0.420	0.420	0.006	0.006	0.398	0.420	0.006	0.012	0.426

		0.055	21.00	21.10	21.10		0.118	22.40	19.50	19.50	Right Edge 10mm	0.056	0.056	0.061	0.061	0.117	0.117	0.000	0.000	0.000	0.000	0.000	0.000	0.117	0.117	0.117	0.117	0.117
		0.000	21.00	21.10	21.10		0.300	22.40	19.50	19.50	Top Edge 10mm	0.000	0.000	0.154	0.154	0.154	0.154	0.456	0.130	0.664	0.664	0.077	0.033	0.610	0.818	0.231	0.287	0.821
		0.000	21.00	21.10	21.10		0.000	22.40	19.50	19.50	Bottom Edge 10mm	0.000	0.000	0.000	0.000	0.000	0.000	0.000	0.000	0.000	0.000	0.000	0.000	0.000	0.000	0.000	0.000	0.000
DC_2A+7A	Ant.0	0.111	22.40	19.00	17.30	Ant.5	0.288	23.50	19.10	19.10	Front Side 10mm	0.051	0.034	0.105	0.105	0.155	0.139	0.287	0.090	0.193	0.193	0.038	0.016	0.442	0.348	0.193	0.245	0.348
		0.198	22.40	19.00	17.30		0.421	23.50	19.10	19.10	Back Side 10mm	0.091	0.061	0.153	0.153	0.243	0.214	0.633	0.114	0.327	0.327	0.095	0.095	0.876	0.570	0.338	0.423	0.636
		0.001	22.40	19.00	17.30		0.889	23.50	19.10	19.10	Left Edge 10mm	0.000	0.000	0.323	0.323	0.323	0.323	0.398	0.006	0.420	0.420	0.006	0.006	0.721	0.743	0.329	0.335	0.749
		0.046	22.40	19.00	17.30		0.000	23.50	19.10	19.10	Right Edge 10mm	0.021	0.014	0.000	0.000	0.021	0.014	0.000	0.000	0.000	0.000	0.000	0.000	0.021	0.021	0.021	0.014	0.014
		0.000	22.40	19.00	17.30		0.000	23.50	19.10	19.10	Top Edge 10mm	0.000	0.000	0.000	0.000	0.000	0.000	0.456	0.130	0.664	0.664	0.077	0.033	0.456	0.664	0.077	0.133	0.667
		0.262	22.40	19.00	17.30		0.000	23.50	19.10	19.10	Bottom Edge 10mm	0.120	0.081	0.000	0.000	0.120	0.081	0.000	0.000	0.000	0.000	0.000	0.000	0.120	0.120	0.120	0.081	0.081
DC_2A+7A	Ant.1	0.029	21.00	21.10	21.10	Ant.5	0.288	23.50	19.10	19.10	Front Side 10mm	0.030	0.030	0.105	0.105	0.134	0.134	0.287	0.090	0.193	0.193	0.038	0.016	0.421	0.327	0.172	0.240	0.343
		0.037	21.00	21.10	21.10		0.421	23.50	19.10	19.10	Back Side 10mm	0.038	0.038	0.153	0.153	0.191	0.191	0.633	0.114	0.327	0.327	0.095	0.095	0.824	0.518	0.286	0.400	0.613
		0.000	21.00	21.10	21.10		0.889	23.50	19.10	19.10	Left Edge 10mm	0.000	0.000	0.323	0.323	0.323	0.323	0.398	0.006	0.420	0.420	0.006	0.006	0.721	0.743	0.329	0.335	0.749
		0.055	21.00	21.10	21.10		0.000	23.50	19.10	19.10	Right Edge 10mm	0.056	0.056	0.000	0.000	0.056	0.056	0.000	0.000	0.000	0.000	0.000	0.000	0.056	0.056	0.056	0.056	0.056
		0.000	21.00	21.10	21.10		0.000	23.50	19.10	19.10	Top Edge 10mm	0.000	0.000	0.000	0.000	0.000	0.000	0.456	0.130	0.664	0.664	0.077	0.033	0.456	0.664	0.077	0.133	0.667
		0.000	21.00	21.10	21.10		0.000	23.50	19.10	19.10	Bottom Edge 10mm	0.000	0.000	0.000	0.000	0.000	0.000	0.000	0.000	0.000	0.000	0.000	0.000	0.000	0.000	0.000	0.000	0.000
DC_2A+66A	Ant.0	0.111	22.40	19.00	17.30	Ant.1	0.056	21.40	20.40	20.40	Front Side 10mm	0.051	0.034	0.044	0.044	0.095	0.079	0.287	0.090	0.193	0.193	0.038	0.016	0.382	0.288	0.133	0.185	0.288
		0.198	22.40	19.00	17.30		0.062	21.40	20.40	20.40	Back Side 10mm	0.091	0.061	0.049	0.049	0.140	0.110	0.633	0.114	0.327	0.327	0.095	0.095	0.773	0.467	0.235	0.319	0.532
		0.001	22.40	19.00	17.30		0.000	21.40	20.40	20.40	Left Edge 10mm	0.000	0.000	0.000	0.000	0.000	0.000	0.398	0.006	0.420	0.420	0.006	0.006	0.398	0.420	0.006	0.012	0.426

		0.046	22.40	19.00	17.30		0.077	21.40	20.40	20.40	Right Edge 10mm	0.021	0.014	0.061	0.061	0.082	0.075	0.000	0.000	0.000	0.000	0.000	0.000	0.082	0.082	0.082	0.075	0.075
		0.000	22.40	19.00	17.30		0.000	21.40	20.40	20.40	Top Edge 10mm	0.000	0.000	0.000	0.000	0.000	0.000	0.456	0.130	0.664	0.664	0.077	0.033	0.456	0.664	0.077	0.133	0.667
		0.262	22.40	19.00	17.30		0.000	21.40	20.40	20.40	Bottom Edge 10mm	0.120	0.081	0.000	0.000	0.120	0.081	0.000	0.000	0.000	0.000	0.000	0.000	0.120	0.120	0.120	0.081	0.081
DC_2A+66A	Ant.4	0.202	21.70	21.10	18.60	Ant.1	0.056	21.40	20.40	20.40	Front Side 10mm	0.176	0.099	0.044	0.044	0.220	0.143	0.287	0.090	0.193	0.193	0.038	0.016	0.507	0.413	0.258	0.249	0.352
		0.253	21.70	21.10	18.60		0.062	21.40	20.40	20.40	Back Side 10mm	0.220	0.124	0.049	0.049	0.270	0.173	0.633	0.114	0.327	0.327	0.095	0.095	0.903	0.597	0.365	0.382	0.595
		0.000	21.70	21.10	18.60		0.000	21.40	20.40	20.40	Left Edge 10mm	0.000	0.000	0.000	0.000	0.000	0.000	0.398	0.006	0.420	0.420	0.006	0.006	0.398	0.420	0.006	0.012	0.426
		0.150	21.70	21.10	18.60		0.077	21.40	20.40	20.40	Right Edge 10mm	0.131	0.073	0.061	0.061	0.192	0.135	0.000	0.000	0.000	0.000	0.000	0.000	0.192	0.192	0.192	0.135	0.135
		0.199	21.70	21.10	18.60		0.000	21.40	20.40	20.40	Top Edge 10mm	0.173	0.097	0.000	0.000	0.173	0.097	0.456	0.130	0.664	0.664	0.077	0.033	0.629	0.837	0.250	0.230	0.764
		0.000	21.70	21.10	18.60		0.000	21.40	20.40	20.40	Bottom Edge 10mm	0.000	0.000	0.000	0.000	0.000	0.000	0.000	0.000	0.000	0.000	0.000	0.000	0.000	0.000	0.000	0.000	0.000
DC_2A+66A	Ant.0	0.111	22.40	19.00	17.30	Ant.5	0.484	23.80	18.90	18.90	Front Side 10mm	0.051	0.034	0.157	0.157	0.207	0.191	0.287	0.090	0.193	0.193	0.038	0.016	0.494	0.400	0.245	0.297	0.400
		0.198	22.40	19.00	17.30		0.362	23.80	18.90	18.90	Back Side 10mm	0.091	0.061	0.117	0.117	0.208	0.178	0.633	0.114	0.327	0.327	0.095	0.095	0.841	0.535	0.303	0.387	0.600
		0.001	22.40	19.00	17.30		0.664	23.80	18.90	18.90	Left Edge 10mm	0.000	0.000	0.215	0.215	0.215	0.215	0.398	0.006	0.420	0.420	0.006	0.006	0.613	0.635	0.221	0.227	0.641
		0.046	22.40	19.00	17.30		0.000	23.80	18.90	18.90	Right Edge 10mm	0.021	0.014	0.000	0.000	0.021	0.014	0.000	0.000	0.000	0.000	0.000	0.000	0.021	0.021	0.021	0.014	0.014
		0.000	22.40	19.00	17.30		0.000	23.80	18.90	18.90	Top Edge 10mm	0.000	0.000	0.000	0.000	0.000	0.000	0.456	0.130	0.664	0.664	0.077	0.033	0.456	0.664	0.077	0.133	0.667
		0.262	22.40	19.00	17.30		0.000	23.80	18.90	18.90	Bottom Edge 10mm	0.120	0.081	0.000	0.000	0.120	0.081	0.000	0.000	0.000	0.000	0.000	0.000	0.120	0.120	0.120	0.081	0.081
DC_2A+66A	Ant.4	0.202	21.70	21.10	18.60	Ant.5	0.484	23.80	18.90	18.90	Front Side 10mm	0.176	0.099	0.157	0.157	0.333	0.256	0.287	0.090	0.193	0.193	0.038	0.016	0.620	0.526	0.371	0.362	0.465
		0.253	21.70	21.10	18.60		0.362	23.80	18.90	18.90	Back Side 10mm	0.220	0.124	0.117	0.117	0.337	0.241	0.633	0.114	0.327	0.327	0.095	0.095	0.970	0.664	0.432	0.450	0.663
		0.000	21.70	21.10	18.60		0.664	23.80	18.90	18.90	Left Edge 10mm	0.000	0.000	0.215	0.215	0.215	0.215	0.398	0.006	0.420	0.420	0.006	0.006	0.613	0.635	0.221	0.227	0.641

		0.150	21.70	21.10	18.60		0.000	23.80	18.90	18.90	Right Edge 10mm	0.131	0.073	0.000	0.000	0.131	0.073	0.000	0.000	0.000	0.000	0.000	0.000	0.131	0.131	0.131	0.073	0.073
		0.199	21.70	21.10	18.60		0.000	23.80	18.90	18.90	Top Edge 10mm	0.173	0.097	0.000	0.000	0.173	0.097	0.456	0.130	0.664	0.664	0.077	0.033	0.629	0.837	0.250	0.230	0.764
		0.000	21.70	21.10	18.60		0.000	23.80	18.90	18.90	Bottom Edge 10mm	0.000	0.000	0.000	0.000	0.000	0.000	0.000	0.000	0.000	0.000	0.000	0.000	0.000	0.000	0.000	0.000	0.000
DC_6A+5A	Ant.4	0.127	23.20	19.00	19.00	Ant.0	0.187	25.00	23.80	23.80	Front Side 10mm	0.048	0.048	0.142	0.142	0.190	0.190	0.287	0.090	0.193	0.193	0.038	0.016	0.477	0.383	0.228	0.296	0.399
		0.175	23.20	19.00	19.00		0.277	25.00	23.80	23.80	Back Side 10mm	0.067	0.067	0.210	0.210	0.277	0.277	0.633	0.114	0.327	0.327	0.095	0.095	0.910	0.604	0.372	0.486	0.699
		0.000	23.20	19.00	19.00		0.014	25.00	23.80	23.80	Left Edge 10mm	0.000	0.000	0.011	0.011	0.011	0.011	0.398	0.006	0.420	0.420	0.006	0.006	0.409	0.431	0.017	0.023	0.437
		0.105	23.20	19.00	19.00		0.106	25.00	23.80	23.80	Right Edge 10mm	0.040	0.040	0.080	0.080	0.120	0.120	0.000	0.000	0.000	0.000	0.000	0.000	0.120	0.120	0.120	0.120	0.120
		0.186	23.20	19.00	19.00		0.000	25.00	23.80	23.80	Top Edge 10mm	0.071	0.071	0.000	0.000	0.071	0.071	0.456	0.130	0.664	0.664	0.077	0.033	0.527	0.735	0.148	0.204	0.738
		0.000	23.20	19.00	19.00		0.122	25.00	23.80	23.80	Bottom Edge 10mm	0.000	0.000	0.093	0.093	0.093	0.093	0.000	0.000	0.000	0.000	0.000	0.000	0.093	0.093	0.093	0.093	0.093
DC_6A+5A	Ant.5	0.230	23.80	18.60	18.60	Ant.0	0.187	25.00	23.80	23.80	Front Side 10mm	0.069	0.069	0.142	0.142	0.211	0.211	0.287	0.090	0.193	0.193	0.038	0.016	0.498	0.404	0.249	0.317	0.420
		0.325	23.80	18.60	18.60		0.277	25.00	23.80	23.80	Back Side 10mm	0.098	0.098	0.210	0.210	0.308	0.308	0.633	0.114	0.327	0.327	0.095	0.095	0.941	0.635	0.403	0.517	0.730
		0.593	23.80	18.60	18.60		0.014	25.00	23.80	23.80	Left Edge 10mm	0.179	0.179	0.011	0.011	0.190	0.190	0.398	0.006	0.420	0.420	0.006	0.006	0.588	0.610	0.196	0.202	0.616
		0.000	23.80	18.60	18.60		0.106	25.00	23.80	23.80	Right Edge 10mm	0.000	0.000	0.080	0.080	0.080	0.080	0.000	0.000	0.000	0.000	0.000	0.000	0.080	0.080	0.080	0.080	0.080
		0.000	23.80	18.60	18.60		0.000	25.00	23.80	23.80	Top Edge 10mm	0.000	0.000	0.000	0.000	0.000	0.000	0.456	0.130	0.664	0.664	0.077	0.033	0.456	0.664	0.077	0.133	0.667
		0.000	23.80	18.60	18.60		0.122	25.00	23.80	23.80	Bottom Edge 10mm	0.000	0.000	0.093	0.093	0.093	0.093	0.000	0.000	0.000	0.000	0.000	0.000	0.093	0.093	0.093	0.093	0.093
DC_6A+5A	Ant.4	0.127	23.20	19.00	19.00	Ant.1	0.165	24.00	20.30	20.30	Front Side 10mm	0.048	0.048	0.070	0.070	0.119	0.119	0.287	0.090	0.193	0.193	0.038	0.016	0.406	0.312	0.157	0.225	0.328
		0.175	23.20	19.00	19.00		0.286	24.00	20.30	20.30	Back Side 10mm	0.067	0.067	0.122	0.122	0.189	0.189	0.633	0.114	0.327	0.327	0.095	0.095	0.822	0.516	0.284	0.398	0.611
		0.000	23.20	19.00	19.00		0.000	24.00	20.30	20.30	Left Edge 10mm	0.000	0.000	0.000	0.000	0.000	0.000	0.398	0.006	0.420	0.420	0.006	0.006	0.398	0.420	0.006	0.012	0.426

		0.105	23.20	19.00	19.00		0.279	24.00	20.30	20.30	Right Edge 10mm	0.040	0.040	0.119	0.119	0.159	0.159	0.000	0.000	0.000	0.000	0.000	0.000	0.159	0.159	0.159	0.159	0.159
		0.186	23.20	19.00	19.00		0.000	24.00	20.30	20.30	Top Edge 10mm	0.071	0.071	0.000	0.000	0.071	0.071	0.456	0.130	0.664	0.664	0.077	0.033	0.527	0.735	0.148	0.204	0.738
		0.000	23.20	19.00	19.00		0.000	24.00	20.30	20.30	Bottom Edge 10mm	0.000	0.000	0.000	0.000	0.000	0.000	0.000	0.000	0.000	0.000	0.000	0.000	0.000	0.000	0.000	0.000	0.000
DC_6A+5A	Ant.5	0.230	23.80	18.60	18.60	Ant.1	0.165	24.00	20.30	20.30	Front Side 10mm	0.069	0.069	0.070	0.070	0.140	0.140	0.287	0.090	0.193	0.193	0.038	0.016	0.427	0.333	0.178	0.246	0.349
		0.325	23.80	18.60	18.60		0.286	24.00	20.30	20.30	Back Side 10mm	0.098	0.098	0.122	0.122	0.220	0.220	0.633	0.114	0.327	0.327	0.095	0.095	0.853	0.547	0.315	0.429	0.642
		0.593	23.80	18.60	18.60		0.000	24.00	20.30	20.30	Left Edge 10mm	0.179	0.179	0.000	0.000	0.179	0.179	0.398	0.006	0.420	0.420	0.006	0.006	0.577	0.599	0.185	0.191	0.605
		0.000	23.80	18.60	18.60		0.279	24.00	20.30	20.30	Right Edge 10mm	0.000	0.000	0.119	0.119	0.119	0.119	0.000	0.000	0.000	0.000	0.000	0.000	0.119	0.119	0.119	0.119	0.119
		0.000	23.80	18.60	18.60		0.000	24.00	20.30	20.30	Top Edge 10mm	0.000	0.000	0.000	0.000	0.000	0.000	0.456	0.130	0.664	0.664	0.077	0.033	0.456	0.664	0.077	0.133	0.667
		0.000	23.80	18.60	18.60		0.000	24.00	20.30	20.30	Bottom Edge 10mm	0.000	0.000	0.000	0.000	0.000	0.000	0.000	0.000	0.000	0.000	0.000	0.000	0.000	0.000	0.000	0.000	0.000
DC_6A+7A	Ant.1	0.048	21.30	21.50	21.50	Ant.0	0.200	24.00	21.00	20.20	Front Side 10mm	0.050	0.050	0.100	0.083	0.150	0.134	0.287	0.090	0.193	0.193	0.038	0.016	0.437	0.343	0.188	0.240	0.343
		0.064	21.30	21.50	21.50		0.330	24.00	21.00	20.20	Back Side 10mm	0.067	0.067	0.165	0.138	0.232	0.205	0.633	0.114	0.327	0.327	0.095	0.095	0.865	0.559	0.327	0.414	0.627
		0.000	21.30	21.50	21.50		0.030	24.00	21.00	20.20	Left Edge 10mm	0.000	0.000	0.015	0.013	0.015	0.013	0.398	0.006	0.420	0.420	0.006	0.006	0.413	0.435	0.021	0.025	0.439
		0.080	21.30	21.50	21.50		0.128	24.00	21.00	20.20	Right Edge 10mm	0.084	0.084	0.064	0.053	0.148	0.137	0.000	0.000	0.000	0.000	0.000	0.000	0.148	0.148	0.148	0.137	0.137
		0.000	21.30	21.50	21.50		0.000	24.00	21.00	20.20	Top Edge 10mm	0.000	0.000	0.000	0.000	0.000	0.000	0.456	0.130	0.664	0.664	0.077	0.033	0.456	0.664	0.077	0.133	0.667
		0.000	21.30	21.50	21.50		0.865	24.00	21.00	20.20	Bottom Edge 10mm	0.000	0.000	0.434	0.361	0.434	0.361	0.000	0.000	0.000	0.000	0.000	0.000	0.434	0.434	0.434	0.361	0.361
DC_6A+7A	Ant.5	0.230	23.80	18.60	18.60	Ant.0	0.200	24.00	21.00	20.20	Front Side 10mm	0.069	0.069	0.100	0.083	0.170	0.153	0.287	0.090	0.193	0.193	0.038	0.016	0.457	0.363	0.208	0.259	0.362
		0.325	23.80	18.60	18.60		0.330	24.00	21.00	20.20	Back Side 10mm	0.098	0.098	0.165	0.138	0.264	0.236	0.633	0.114	0.327	0.327	0.095	0.095	0.897	0.591	0.359	0.445	0.658
		0.593	23.80	18.60	18.60		0.030	24.00	21.00	20.20	Left Edge 10mm	0.179	0.179	0.015	0.013	0.194	0.192	0.398	0.006	0.420	0.420	0.006	0.006	0.592	0.614	0.200	0.204	0.618

		0.000	23.80	18.60	18.60		0.128	24.00	21.00	20.20	Right Edge 10mm	0.000	0.000	0.064	0.053	0.064	0.053	0.000	0.000	0.000	0.000	0.000	0.000	0.064	0.064	0.064	0.053	0.053
		0.000	23.80	18.60	18.60		0.000	24.00	21.00	20.20	Top Edge 10mm	0.000	0.000	0.000	0.000	0.000	0.000	0.456	0.130	0.664	0.664	0.077	0.033	0.456	0.664	0.077	0.133	0.667
		0.000	23.80	18.60	18.60		0.865	24.00	21.00	20.20	Bottom Edge 10mm	0.000	0.000	0.434	0.361	0.434	0.361	0.000	0.000	0.000	0.000	0.000	0.000	0.434	0.434	0.434	0.361	0.361
DC_6A+7A	Ant.1	0.048	21.30	21.50	21.50	Ant.4	0.189	22.40	21.30	21.30	Front Side 10mm	0.050	0.050	0.147	0.147	0.197	0.197	0.287	0.090	0.193	0.193	0.038	0.016	0.484	0.390	0.235	0.303	0.406
		0.064	21.30	21.50	21.50		0.232	22.40	21.30	21.30	Back Side 10mm	0.067	0.067	0.180	0.180	0.247	0.247	0.633	0.114	0.327	0.327	0.095	0.095	0.880	0.574	0.342	0.456	0.669
		0.000	21.30	21.50	21.50		0.000	22.40	21.30	21.30	Left Edge 10mm	0.000	0.000	0.000	0.000	0.000	0.000	0.398	0.006	0.420	0.420	0.006	0.006	0.398	0.420	0.006	0.012	0.426
		0.080	21.30	21.50	21.50		0.118	22.40	21.30	21.30	Right Edge 10mm	0.084	0.084	0.092	0.092	0.175	0.175	0.000	0.000	0.000	0.000	0.000	0.000	0.175	0.175	0.175	0.175	0.175
		0.000	21.30	21.50	21.50		0.300	22.40	21.30	21.30	Top Edge 10mm	0.000	0.000	0.233	0.233	0.233	0.233	0.456	0.130	0.664	0.664	0.077	0.033	0.689	0.897	0.310	0.366	0.900
		0.000	21.30	21.50	21.50		0.000	22.40	21.30	21.30	Bottom Edge 10mm	0.000	0.000	0.000	0.000	0.000	0.000	0.000	0.000	0.000	0.000	0.000	0.000	0.000	0.000	0.000	0.000	0.000
DC_6A+7A	Ant.5	0.230	23.80	18.60	18.60	Ant.4	0.189	22.40	21.30	21.30	Front Side 10mm	0.069	0.069	0.147	0.147	0.216	0.216	0.287	0.090	0.193	0.193	0.038	0.016	0.503	0.409	0.254	0.322	0.425
		0.325	23.80	18.60	18.60		0.232	22.40	21.30	21.30	Back Side 10mm	0.098	0.098	0.180	0.180	0.278	0.278	0.633	0.114	0.327	0.327	0.095	0.095	0.911	0.605	0.373	0.487	0.700
		0.593	23.80	18.60	18.60		0.000	22.40	21.30	21.30	Left Edge 10mm	0.179	0.179	0.000	0.000	0.179	0.179	0.398	0.006	0.420	0.420	0.006	0.006	0.577	0.599	0.185	0.191	0.605
		0.000	23.80	18.60	18.60		0.118	22.40	21.30	21.30	Right Edge 10mm	0.000	0.000	0.092	0.092	0.092	0.092	0.000	0.000	0.000	0.000	0.000	0.000	0.092	0.092	0.092	0.092	0.092
		0.000	23.80	18.60	18.60		0.300	22.40	21.30	21.30	Top Edge 10mm	0.000	0.000	0.233	0.233	0.233	0.233	0.456	0.130	0.664	0.664	0.077	0.033	0.689	0.897	0.310	0.366	0.900
		0.000	23.80	18.60	18.60		0.000	22.40	21.30	21.30	Bottom Edge 10mm	0.000	0.000	0.000	0.000	0.000	0.000	0.000	0.000	0.000	0.000	0.000	0.000	0.000	0.000	0.000	0.000	0.000
DC_6A+12A	Ant.4	0.127	23.20	19.00	19.00	Ant.0	0.224	25.00	23.50	23.50	Front Side 10mm	0.048	0.048	0.159	0.159	0.207	0.207	0.287	0.090	0.193	0.193	0.038	0.016	0.494	0.400	0.245	0.313	0.416
		0.175	23.20	19.00	19.00		0.332	25.00	23.50	23.50	Back Side 10mm	0.067	0.067	0.235	0.235	0.302	0.302	0.633	0.114	0.327	0.327	0.095	0.095	0.925	0.629	0.397	0.511	0.724
		0.000	23.20	19.00	19.00		0.146	25.00	23.50	23.50	Left Edge 10mm	0.000	0.000	0.103	0.103	0.103	0.103	0.398	0.006	0.420	0.420	0.006	0.006	0.501	0.523	0.109	0.115	0.539

		0.105	23.20	19.00	19.00		0.129	25.00	23.50	23.50	Right Edge 10mm	0.040	0.040	0.091	0.091	0.131	0.131	0.000	0.000	0.000	0.000	0.000	0.000	0.131	0.131	0.131	0.131	0.131
		0.186	23.20	19.00	19.00		0.000	25.00	23.50	23.50	Top Edge 10mm	0.071	0.071	0.000	0.000	0.071	0.071	0.456	0.130	0.664	0.664	0.077	0.033	0.527	0.735	0.148	0.204	0.738
		0.000	23.20	19.00	19.00		0.151	25.00	23.50	23.50	Bottom Edge 10mm	0.000	0.000	0.107	0.107	0.107	0.107	0.000	0.000	0.000	0.000	0.000	0.000	0.107	0.107	0.107	0.107	0.107
DC_6A+12A	Ant.5	0.230	23.80	18.60	18.60	Ant.0	0.324	25.00	23.50	23.50	Front Side 10mm	0.069	0.069	0.159	0.159	0.228	0.228	0.287	0.090	0.193	0.193	0.038	0.016	0.515	0.421	0.266	0.334	0.437
		0.325	23.80	18.60	18.60		0.332	25.00	23.50	23.50	Back Side 10mm	0.098	0.098	0.235	0.235	0.333	0.333	0.633	0.114	0.327	0.327	0.095	0.095	0.966	0.660	0.428	0.542	0.755
		0.593	23.80	18.60	18.60		0.146	25.00	23.50	23.50	Left Edge 10mm	0.179	0.179	0.103	0.103	0.282	0.282	0.398	0.006	0.420	0.420	0.006	0.006	0.680	0.702	0.288	0.294	0.708
		0.000	23.80	18.60	18.60		0.129	25.00	23.50	23.50	Right Edge 10mm	0.000	0.000	0.091	0.091	0.091	0.091	0.000	0.000	0.000	0.000	0.000	0.000	0.091	0.091	0.091	0.091	0.091
		0.000	23.80	18.60	18.60		0.000	25.00	23.50	23.50	Top Edge 10mm	0.000	0.000	0.000	0.000	0.000	0.000	0.456	0.130	0.664	0.664	0.077	0.033	0.456	0.664	0.077	0.133	0.667
		0.000	23.80	18.60	18.60		0.151	25.00	23.50	23.50	Bottom Edge 10mm	0.000	0.000	0.107	0.107	0.107	0.107	0.000	0.000	0.000	0.000	0.000	0.000	0.107	0.107	0.107	0.107	0.107
DC_6A+12A	Ant.4	0.127	23.20	19.00	19.00	Ant.1	0.215	24.80	22.50	22.50	Front Side 10mm	0.048	0.048	0.127	0.127	0.175	0.175	0.287	0.090	0.193	0.193	0.038	0.016	0.462	0.368	0.213	0.281	0.394
		0.175	23.20	19.00	19.00		0.369	24.80	22.50	22.50	Back Side 10mm	0.067	0.067	0.217	0.217	0.284	0.284	0.633	0.114	0.327	0.327	0.095	0.095	0.917	0.611	0.379	0.493	0.706
		0.000	23.20	19.00	19.00		0.000	24.80	22.50	22.50	Left Edge 10mm	0.000	0.000	0.000	0.000	0.000	0.000	0.398	0.006	0.420	0.420	0.006	0.006	0.398	0.420	0.006	0.012	0.426
		0.105	23.20	19.00	19.00		0.352	24.80	22.50	22.50	Right Edge 10mm	0.040	0.040	0.207	0.207	0.247	0.247	0.000	0.000	0.000	0.000	0.000	0.000	0.247	0.247	0.247	0.247	0.247
		0.186	23.20	19.00	19.00		0.000	24.80	22.50	22.50	Top Edge 10mm	0.071	0.071	0.000	0.000	0.071	0.071	0.456	0.130	0.664	0.664	0.077	0.033	0.527	0.735	0.148	0.204	0.738
		0.000	23.20	19.00	19.00		0.000	24.80	22.50	22.50	Bottom Edge 10mm	0.000	0.000	0.000	0.000	0.000	0.000	0.000	0.000	0.000	0.000	0.000	0.000	0.000	0.000	0.000	0.000	0.000
DC_6A+12A	Ant.5	0.230	23.80	18.60	18.60	Ant.1	0.215	24.80	22.50	22.50	Front Side 10mm	0.069	0.069	0.127	0.127	0.196	0.196	0.287	0.090	0.193	0.193	0.038	0.016	0.483	0.389	0.234	0.302	0.405
		0.325	23.80	18.60	18.60		0.369	24.80	22.50	22.50	Back Side 10mm	0.098	0.098	0.217	0.217	0.315	0.315	0.633	0.114	0.327	0.327	0.095	0.095	0.948	0.642	0.410	0.524	0.737
		0.593	23.80	18.60	18.60		0.000	24.80	22.50	22.50	Left Edge 10mm	0.179	0.179	0.000	0.000	0.179	0.179	0.398	0.006	0.420	0.420	0.006	0.006	0.577	0.599	0.185	0.191	0.635

		0.000	23.80	18.60	18.60		0.352	24.80	22.50	22.50	Right Edge 10mm	0.000	0.000	0.207	0.207	0.207	0.207	0.000	0.000	0.000	0.000	0.000	0.000	0.207	0.207	0.207	0.207	0.207
		0.000	23.80	18.60	18.60		0.000	24.80	22.50	22.50	Top Edge 10mm	0.000	0.000	0.000	0.000	0.000	0.000	0.456	0.130	0.664	0.664	0.077	0.033	0.456	0.664	0.077	0.133	0.667
		0.000	23.80	18.60	18.60		0.000	24.80	22.50	22.50	Bottom Edge 10mm	0.000	0.000	0.000	0.000	0.000	0.000	0.000	0.000	0.000	0.000	0.000	0.000	0.000	0.000	0.000	0.000	0.000
DC_SA+7A	Ant.0	0.187	25.00	23.80	23.80	Ant.4	0.189	22.40	19.50	19.50	Front Side 10mm	0.142	0.142	0.097	0.097	0.239	0.239	0.287	0.090	0.193	0.193	0.038	0.016	0.526	0.432	0.277	0.345	0.448
		0.277	25.00	23.80	23.80		0.232	22.40	19.50	19.50	Back Side 10mm	0.210	0.210	0.119	0.119	0.329	0.329	0.633	0.114	0.327	0.327	0.095	0.095	0.962	0.656	0.424	0.538	0.751
		0.014	25.00	23.80	23.80		0.000	22.40	19.50	19.50	Left Edge 10mm	0.011	0.011	0.000	0.000	0.011	0.011	0.398	0.006	0.420	0.420	0.006	0.006	0.409	0.431	0.017	0.023	0.437
		0.106	25.00	23.80	23.80		0.118	22.40	19.50	19.50	Right Edge 10mm	0.080	0.080	0.061	0.061	0.141	0.141	0.000	0.000	0.000	0.000	0.000	0.000	0.141	0.141	0.141	0.141	0.141
		0.000	25.00	23.80	23.80		0.300	22.40	19.50	19.50	Top Edge 10mm	0.000	0.000	0.154	0.154	0.154	0.154	0.456	0.130	0.664	0.664	0.077	0.033	0.610	0.818	0.231	0.287	0.821
		0.122	25.00	23.80	23.80		0.000	22.40	19.50	19.50	Bottom Edge 10mm	0.093	0.093	0.000	0.000	0.093	0.093	0.000	0.000	0.000	0.000	0.000	0.000	0.093	0.093	0.093	0.093	0.093
DC_SA+7A	Ant.1	0.165	24.00	20.30	20.30	Ant.4	0.189	22.40	19.50	19.50	Front Side 10mm	0.070	0.070	0.097	0.097	0.167	0.167	0.287	0.090	0.193	0.193	0.038	0.016	0.454	0.360	0.205	0.273	0.376
		0.286	24.00	20.30	20.30		0.232	22.40	19.50	19.50	Back Side 10mm	0.122	0.122	0.119	0.119	0.241	0.241	0.633	0.114	0.327	0.327	0.095	0.095	0.874	0.568	0.336	0.450	0.663
		0.000	24.00	20.30	20.30		0.000	22.40	19.50	19.50	Left Edge 10mm	0.000	0.000	0.000	0.000	0.000	0.000	0.398	0.006	0.420	0.420	0.006	0.006	0.398	0.420	0.006	0.012	0.426
		0.279	24.00	20.30	20.30		0.118	22.40	19.50	19.50	Right Edge 10mm	0.119	0.119	0.061	0.061	0.180	0.180	0.000	0.000	0.000	0.000	0.000	0.000	0.180	0.180	0.180	0.180	0.180
		0.000	24.00	20.30	20.30		0.300	22.40	19.50	19.50	Top Edge 10mm	0.000	0.000	0.154	0.154	0.154	0.154	0.456	0.130	0.664	0.664	0.077	0.033	0.610	0.818	0.231	0.287	0.821
		0.000	24.00	20.30	20.30		0.000	22.40	19.50	19.50	Bottom Edge 10mm	0.000	0.000	0.000	0.000	0.000	0.000	0.000	0.000	0.000	0.000	0.000	0.000	0.000	0.000	0.000	0.000	0.000
DC_SA+7A	Ant.0	0.187	25.00	23.80	23.80	Ant.5	0.288	23.50	19.10	19.10	Front Side 10mm	0.142	0.142	0.105	0.105	0.246	0.246	0.287	0.090	0.193	0.193	0.038	0.016	0.533	0.439	0.284	0.352	0.455
		0.277	25.00	23.80	23.80		0.421	23.50	19.10	19.10	Back Side 10mm	0.210	0.210	0.153	0.153	0.363	0.363	0.633	0.114	0.327	0.327	0.095	0.095	0.996	0.690	0.458	0.572	0.785
		0.014	25.00	23.80	23.80		0.889	23.50	19.10	19.10	Left Edge 10mm	0.011	0.011	0.323	0.323	0.333	0.333	0.398	0.006	0.420	0.420	0.006	0.006	0.731	0.753	0.339	0.345	0.759

		0.106	25.00	23.80	23.80		0.000	23.50	19.10	19.10	Right Edge 10mm	0.080	0.080	0.000	0.000	0.080	0.080	0.000	0.000	0.000	0.000	0.000	0.000	0.080	0.080	0.080	0.080	0.080
		0.000	25.00	23.80	23.80		0.000	23.50	19.10	19.10	Top Edge 10mm	0.000	0.000	0.000	0.000	0.000	0.000	0.456	0.130	0.664	0.664	0.077	0.033	0.456	0.664	0.077	0.133	0.667
		0.122	25.00	23.80	23.80		0.000	23.50	19.10	19.10	Bottom Edge 10mm	0.093	0.093	0.000	0.000	0.093	0.093	0.000	0.000	0.000	0.000	0.000	0.000	0.093	0.093	0.093	0.093	0.093
DC_SA+7A	Ant.1	0.165	24.00	20.30	20.30	Ant.5	0.288	23.50	19.10	19.10	Front Side 10mm	0.070	0.070	0.105	0.105	0.175	0.175	0.287	0.090	0.193	0.193	0.038	0.016	0.462	0.368	0.213	0.281	0.384
		0.286	24.00	20.30	20.30		0.421	23.50	19.10	19.10	Back Side 10mm	0.122	0.122	0.153	0.153	0.275	0.275	0.633	0.114	0.327	0.327	0.095	0.095	0.908	0.602	0.370	0.484	0.697
		0.000	24.00	20.30	20.30		0.889	23.50	19.10	19.10	Left Edge 10mm	0.000	0.000	0.323	0.323	0.323	0.323	0.398	0.006	0.420	0.420	0.006	0.006	0.721	0.743	0.329	0.335	0.749
		0.279	24.00	20.30	20.30		0.000	23.50	19.10	19.10	Right Edge 10mm	0.119	0.119	0.000	0.000	0.119	0.119	0.000	0.000	0.000	0.000	0.000	0.000	0.119	0.119	0.119	0.119	0.119
		0.000	24.00	20.30	20.30		0.000	23.50	19.10	19.10	Top Edge 10mm	0.000	0.000	0.000	0.000	0.000	0.000	0.456	0.130	0.664	0.664	0.077	0.033	0.456	0.664	0.077	0.133	0.667
		0.000	24.00	20.30	20.30		0.000	23.50	19.10	19.10	Bottom Edge 10mm	0.000	0.000	0.000	0.000	0.000	0.000	0.000	0.000	0.000	0.000	0.000	0.000	0.000	0.000	0.000	0.000	0.000
DC_SA+6A	Ant.0	0.187	25.00	23.80	23.80	Ant.4	0.146	23.20	19.10	19.10	Front Side 10mm	0.142	0.142	0.057	0.057	0.199	0.199	0.287	0.090	0.193	0.193	0.038	0.016	0.486	0.392	0.237	0.305	0.408
		0.277	25.00	23.80	23.80		0.189	23.20	19.10	19.10	Back Side 10mm	0.210	0.210	0.074	0.074	0.284	0.284	0.633	0.114	0.327	0.327	0.095	0.095	0.917	0.611	0.379	0.493	0.706
		0.014	25.00	23.80	23.80		0.000	23.20	19.10	19.10	Left Edge 10mm	0.011	0.011	0.000	0.000	0.011	0.011	0.398	0.006	0.420	0.420	0.006	0.006	0.409	0.431	0.017	0.023	0.437
		0.106	25.00	23.80	23.80		0.141	23.20	19.10	19.10	Right Edge 10mm	0.080	0.080	0.055	0.055	0.135	0.135	0.000	0.000	0.000	0.000	0.000	0.000	0.135	0.135	0.135	0.135	0.135
		0.000	25.00	23.80	23.80		0.198	23.20	19.10	19.10	Top Edge 10mm	0.000	0.000	0.077	0.077	0.077	0.077	0.456	0.130	0.664	0.664	0.077	0.033	0.533	0.741	0.154	0.210	0.744
		0.122	25.00	23.80	23.80		0.000	23.20	19.10	19.10	Bottom Edge 10mm	0.093	0.093	0.000	0.000	0.093	0.093	0.000	0.000	0.000	0.000	0.000	0.000	0.093	0.093	0.093	0.093	0.093
DC_SA+6A	Ant.1	0.165	24.00	20.30	20.30	Ant.4	0.146	23.20	19.10	19.10	Front Side 10mm	0.070	0.070	0.057	0.057	0.127	0.127	0.287	0.090	0.193	0.193	0.038	0.016	0.414	0.320	0.165	0.233	0.336
		0.286	24.00	20.30	20.30		0.189	23.20	19.10	19.10	Back Side 10mm	0.122	0.122	0.074	0.074	0.196	0.196	0.633	0.114	0.327	0.327	0.095	0.095	0.829	0.523	0.291	0.405	0.618
		0.000	24.00	20.30	20.30		0.000	23.20	19.10	19.10	Left Edge 10mm	0.000	0.000	0.000	0.000	0.000	0.000	0.398	0.006	0.420	0.420	0.006	0.006	0.398	0.420	0.006	0.012	0.426

		0.279	24.00	20.30	20.30		0.141	23.20	19.10	19.10	Right Edge 10mm	0.119	0.119	0.055	0.055	0.174	0.174	0.000	0.000	0.000	0.000	0.000	0.000	0.174	0.174	0.174	0.174	0.174
		0.000	24.00	20.30	20.30		0.198	23.20	19.10	19.10	Top Edge 10mm	0.000	0.000	0.077	0.077	0.077	0.077	0.456	0.130	0.664	0.664	0.077	0.033	0.533	0.741	0.154	0.210	0.744
		0.000	24.00	20.30	20.30		0.000	23.20	19.10	19.10	Bottom Edge 10mm	0.000	0.000	0.000	0.000	0.000	0.000	0.000	0.000	0.000	0.000	0.000	0.000	0.000	0.000	0.000	0.000	0.000
DC_5A+66A	Ant.0	0.187	25.00	23.80	23.80	Ant.5	0.484	23.80	18.90	18.90	Front Side 10mm	0.142	0.142	0.157	0.157	0.298	0.298	0.287	0.090	0.193	0.193	0.038	0.016	0.585	0.491	0.136	0.404	0.507
		0.277	25.00	23.80	23.80		0.362	23.80	18.90	18.90	Back Side 10mm	0.210	0.210	0.117	0.117	0.327	0.327	0.633	0.114	0.327	0.327	0.095	0.095	0.960	0.654	0.422	0.536	0.749
		0.014	25.00	23.80	23.80		0.664	23.80	18.90	18.90	Left Edge 10mm	0.011	0.011	0.215	0.215	0.225	0.225	0.398	0.006	0.420	0.420	0.006	0.006	0.623	0.645	0.231	0.237	0.651
		0.106	25.00	23.80	23.80		0.000	23.80	18.90	18.90	Right Edge 10mm	0.080	0.080	0.000	0.000	0.080	0.080	0.000	0.000	0.000	0.000	0.000	0.000	0.080	0.080	0.080	0.080	0.080
		0.000	25.00	23.80	23.80		0.000	23.80	18.90	18.90	Top Edge 10mm	0.000	0.000	0.000	0.000	0.000	0.000	0.456	0.130	0.664	0.664	0.077	0.033	0.456	0.664	0.077	0.133	0.667
		0.122	25.00	23.80	23.80		0.000	23.80	18.90	18.90	Bottom Edge 10mm	0.093	0.093	0.000	0.000	0.093	0.093	0.000	0.000	0.000	0.000	0.000	0.000	0.093	0.093	0.093	0.093	0.093
DC_5A+66A	Ant.1	0.165	24.00	20.30	20.30	Ant.5	0.484	23.80	18.90	18.90	Front Side 10mm	0.070	0.070	0.157	0.157	0.227	0.227	0.287	0.090	0.193	0.193	0.038	0.016	0.514	0.420	0.265	0.333	0.436
		0.286	24.00	20.30	20.30		0.362	23.80	18.90	18.90	Back Side 10mm	0.122	0.122	0.117	0.117	0.239	0.239	0.633	0.114	0.327	0.327	0.095	0.095	0.872	0.566	0.334	0.448	0.661
		0.000	24.00	20.30	20.30		0.664	23.80	18.90	18.90	Left Edge 10mm	0.000	0.000	0.215	0.215	0.215	0.215	0.398	0.006	0.420	0.420	0.006	0.006	0.613	0.635	0.221	0.227	0.641
		0.279	24.00	20.30	20.30		0.000	23.80	18.90	18.90	Right Edge 10mm	0.119	0.119	0.000	0.000	0.119	0.119	0.000	0.000	0.000	0.000	0.000	0.000	0.119	0.119	0.119	0.119	0.119
		0.000	24.00	20.30	20.30		0.000	23.80	18.90	18.90	Top Edge 10mm	0.000	0.000	0.000	0.000	0.000	0.000	0.456	0.130	0.664	0.664	0.077	0.033	0.456	0.664	0.077	0.133	0.667
		0.000	24.00	20.30	20.30		0.000	23.80	18.90	18.90	Bottom Edge 10mm	0.000	0.000	0.000	0.000	0.000	0.000	0.000	0.000	0.000	0.000	0.000	0.000	0.000	0.000	0.000	0.000	0.000
DC_7A+12A	Ant.4	0.189	22.40	19.50	19.50	Ant.0	0.224	25.00	23.50	23.50	Front Side 10mm	0.097	0.097	0.159	0.159	0.256	0.256	0.287	0.090	0.193	0.193	0.038	0.016	0.543	0.449	0.294	0.362	0.465
		0.232	22.40	19.50	19.50		0.332	25.00	23.50	23.50	Back Side 10mm	0.119	0.119	0.235	0.235	0.354	0.354	0.633	0.114	0.327	0.327	0.095	0.095	0.987	0.681	0.449	0.563	0.776
		0.000	22.40	19.50	19.50		0.146	25.00	23.50	23.50	Left Edge 10mm	0.000	0.000	0.103	0.103	0.103	0.103	0.398	0.006	0.420	0.420	0.006	0.006	0.501	0.523	0.109	0.115	0.539

		0.118	22.40	19.50	19.50		0.129	25.00	23.50	23.50	Right Edge 10mm	0.061	0.061	0.091	0.091	0.152	0.152	0.000	0.000	0.000	0.000	0.000	0.000	0.152	0.152	0.152	0.152	0.152
		0.300	22.40	19.50	19.50		0.000	25.00	23.50	23.50	Top Edge 10mm	0.154	0.154	0.000	0.000	0.154	0.154	0.456	0.130	0.664	0.664	0.077	0.033	0.610	0.818	0.231	0.287	0.821
		0.000	22.40	19.50	19.50		0.151	25.00	23.50	23.50	Bottom Edge 10mm	0.000	0.000	0.107	0.107	0.107	0.107	0.000	0.000	0.000	0.000	0.000	0.000	0.107	0.107	0.107	0.107	0.107
DC_7A+12A	Ant.5	0.288	23.50	19.10	19.10	Ant.0	0.324	25.00	23.50	23.50	Front Side 10mm	0.105	0.105	0.159	0.159	0.263	0.263	0.287	0.090	0.193	0.193	0.038	0.016	0.550	0.456	0.301	0.369	0.472
		0.421	23.50	19.10	19.10		0.332	25.00	23.50	23.50	Back Side 10mm	0.153	0.153	0.235	0.235	0.388	0.388	0.633	0.114	0.327	0.327	0.095	0.095	1.021	0.715	0.483	0.597	0.810
		0.889	23.50	19.10	19.10		0.146	25.00	23.50	23.50	Left Edge 10mm	0.323	0.323	0.103	0.103	0.426	0.426	0.398	0.006	0.420	0.420	0.006	0.006	0.824	0.846	0.432	0.438	0.852
		0.000	23.50	19.10	19.10		0.129	25.00	23.50	23.50	Right Edge 10mm	0.000	0.000	0.091	0.091	0.091	0.091	0.000	0.000	0.000	0.000	0.000	0.000	0.091	0.091	0.091	0.091	0.091
		0.000	23.50	19.10	19.10		0.000	25.00	23.50	23.50	Top Edge 10mm	0.000	0.000	0.000	0.000	0.000	0.000	0.456	0.130	0.664	0.664	0.077	0.033	0.456	0.664	0.077	0.133	0.667
		0.000	23.50	19.10	19.10		0.151	25.00	23.50	23.50	Bottom Edge 10mm	0.000	0.000	0.107	0.107	0.107	0.107	0.000	0.000	0.000	0.000	0.000	0.000	0.107	0.107	0.107	0.107	0.107
DC_7A+12A	Ant.4	0.189	22.40	19.50	19.50	Ant.1	0.215	24.80	22.50	22.50	Front Side 10mm	0.097	0.097	0.127	0.127	0.224	0.224	0.287	0.090	0.193	0.193	0.038	0.016	0.511	0.417	0.262	0.330	0.433
		0.232	22.40	19.50	19.50		0.369	24.80	22.50	22.50	Back Side 10mm	0.119	0.119	0.217	0.217	0.336	0.336	0.633	0.114	0.327	0.327	0.095	0.095	0.969	0.663	0.431	0.545	0.758
		0.000	22.40	19.50	19.50		0.000	24.80	22.50	22.50	Left Edge 10mm	0.000	0.000	0.000	0.000	0.000	0.000	0.398	0.006	0.420	0.420	0.006	0.006	0.398	0.420	0.006	0.012	0.426
		0.118	22.40	19.50	19.50		0.352	24.80	22.50	22.50	Right Edge 10mm	0.061	0.061	0.207	0.207	0.268	0.268	0.000	0.000	0.000	0.000	0.000	0.000	0.268	0.268	0.268	0.268	0.268
		0.300	22.40	19.50	19.50		0.000	24.80	22.50	22.50	Top Edge 10mm	0.154	0.154	0.000	0.000	0.154	0.154	0.456	0.130	0.664	0.664	0.077	0.033	0.610	0.818	0.231	0.287	0.821
		0.000	22.40	19.50	19.50		0.000	24.80	22.50	22.50	Bottom Edge 10mm	0.000	0.000	0.000	0.000	0.000	0.000	0.000	0.000	0.000	0.000	0.000	0.000	0.000	0.000	0.000	0.000	0.000
DC_7A+12A	Ant.5	0.288	23.50	19.10	19.10	Ant.1	0.215	24.80	22.50	22.50	Front Side 10mm	0.105	0.105	0.127	0.127	0.231	0.231	0.287	0.090	0.193	0.193	0.038	0.016	0.518	0.424	0.269	0.337	0.440
		0.421	23.50	19.10	19.10		0.369	24.80	22.50	22.50	Back Side 10mm	0.153	0.153	0.217	0.217	0.370	0.370	0.633	0.114	0.327	0.327	0.095	0.095	1.003	0.697	0.465	0.579	0.792
		0.889	23.50	19.10	19.10		0.000	24.80	22.50	22.50	Left Edge 10mm	0.323	0.323	0.000	0.000	0.323	0.323	0.398	0.006	0.420	0.420	0.006	0.006	0.721	0.743	0.329	0.335	0.749

		0.000	23.50	19.10	19.10		0.352	24.80	22.50	22.50	Right Edge 10mm	0.000	0.000	0.207	0.207	0.207	0.207	0.000	0.000	0.000	0.000	0.000	0.000	0.207	0.207	0.207	0.207	0.207
		0.000	23.50	19.10	19.10		0.000	24.80	22.50	22.50	Top Edge 10mm	0.000	0.000	0.000	0.000	0.000	0.000	0.456	0.130	0.664	0.664	0.077	0.033	0.456	0.664	0.077	0.133	0.667
		0.000	23.50	19.10	19.10		0.000	24.80	22.50	22.50	Bottom Edge 10mm	0.000	0.000	0.000	0.000	0.000	0.000	0.000	0.000	0.000	0.000	0.000	0.000	0.000	0.000	0.000	0.000	0.000
DC_7A+66A	Ant.1	0.195	21.10	21.30	21.30	Ant.0	0.208	25.00	18.50	18.50	Front Side 10mm	0.204	0.204	0.047	0.047	0.251	0.251	0.287	0.090	0.193	0.193	0.038	0.016	0.538	0.444	0.289	0.357	0.460
		0.247	21.10	21.30	21.30		0.378	25.00	18.50	18.50	Back Side 10mm	0.259	0.259	0.085	0.085	0.343	0.343	0.633	0.114	0.327	0.327	0.095	0.095	0.976	0.670	0.438	0.552	0.765
		0.000	21.10	21.30	21.30		0.031	25.00	18.50	18.50	Left Edge 10mm	0.000	0.000	0.007	0.007	0.007	0.007	0.398	0.006	0.420	0.420	0.006	0.006	0.405	0.427	0.013	0.019	0.433
		0.497	21.10	21.30	21.30		0.087	25.00	18.50	18.50	Right Edge 10mm	0.520	0.520	0.019	0.019	0.540	0.540	0.000	0.000	0.000	0.000	0.000	0.000	0.540	0.540	0.540	0.540	0.540
		0.000	21.10	21.30	21.30		0.000	25.00	18.50	18.50	Top Edge 10mm	0.000	0.000	0.000	0.000	0.000	0.000	0.456	0.130	0.664	0.664	0.077	0.033	0.456	0.664	0.077	0.133	0.667
		0.000	21.10	21.30	21.30		0.402	25.00	18.50	18.50	Bottom Edge 10mm	0.000	0.000	0.090	0.090	0.090	0.090	0.000	0.000	0.000	0.000	0.000	0.000	0.090	0.090	0.090	0.090	0.090
DC_7A+66A	Ant.5	0.288	23.50	19.10	19.10	Ant.0	0.208	25.00	18.50	18.50	Front Side 10mm	0.105	0.105	0.047	0.047	0.151	0.151	0.287	0.090	0.193	0.193	0.038	0.016	0.438	0.344	0.189	0.257	0.360
		0.421	23.50	19.10	19.10		0.378	25.00	18.50	18.50	Back Side 10mm	0.153	0.153	0.085	0.085	0.237	0.237	0.633	0.114	0.327	0.327	0.095	0.095	0.870	0.564	0.332	0.446	0.659
		0.889	23.50	19.10	19.10		0.031	25.00	18.50	18.50	Left Edge 10mm	0.323	0.323	0.007	0.007	0.330	0.330	0.398	0.006	0.420	0.420	0.006	0.006	0.728	0.750	0.336	0.342	0.756
		0.000	23.50	19.10	19.10		0.087	25.00	18.50	18.50	Right Edge 10mm	0.000	0.000	0.019	0.019	0.019	0.019	0.000	0.000	0.000	0.000	0.000	0.000	0.019	0.019	0.019	0.019	0.019
		0.000	23.50	19.10	19.10		0.000	25.00	18.50	18.50	Top Edge 10mm	0.000	0.000	0.000	0.000	0.000	0.000	0.456	0.130	0.664	0.664	0.077	0.033	0.456	0.664	0.077	0.133	0.667
		0.000	23.50	19.10	19.10		0.402	25.00	18.50	18.50	Bottom Edge 10mm	0.000	0.000	0.090	0.090	0.090	0.090	0.000	0.000	0.000	0.000	0.000	0.000	0.090	0.090	0.090	0.090	0.090
DC_7A+66A	Ant.1	0.195	21.10	21.30	21.30	Ant.4	0.146	23.20	19.10	19.10	Front Side 10mm	0.204	0.204	0.057	0.057	0.261	0.261	0.287	0.090	0.193	0.193	0.038	0.016	0.548	0.454	0.299	0.367	0.470
		0.247	21.10	21.30	21.30		0.189	23.20	19.10	19.10	Back Side 10mm	0.259	0.259	0.074	0.074	0.332	0.332	0.633	0.114	0.327	0.327	0.095	0.095	0.965	0.659	0.427	0.541	0.754
		0.000	21.10	21.30	21.30		0.000	23.20	19.10	19.10	Left Edge 10mm	0.000	0.000	0.000	0.000	0.000	0.000	0.398	0.006	0.420	0.420	0.006	0.006	0.398	0.420	0.006	0.012	0.426

		0.497	21.10	21.30	21.30		0.141	23.20	19.10	19.10	Right Edge 10mm	0.520	0.520	0.055	0.055	0.575	0.575	0.000	0.000	0.000	0.000	0.000	0.000	0.575	0.575	0.575	0.575	0.575
		0.000	21.10	21.30	21.30		0.198	23.20	19.10	19.10	Top Edge 10mm	0.000	0.000	0.077	0.077	0.077	0.077	0.456	0.130	0.664	0.664	0.077	0.003	0.533	0.741	0.154	0.210	0.744
		0.000	21.10	21.30	21.30		0.000	23.20	19.10	19.10	Bottom Edge 10mm	0.000	0.000	0.000	0.000	0.000	0.000	0.000	0.000	0.000	0.000	0.000	0.000	0.000	0.000	0.000	0.000	0.000
DC_7A+66A	Ant.5	0.288	22.50	19.10	19.10	Ant.4	0.146	23.20	19.10	19.10	Front Side 10mm	0.105	0.105	0.057	0.057	0.161	0.161	0.287	0.090	0.193	0.193	0.038	0.016	0.448	0.354	0.199	0.267	0.370
		0.421	22.50	19.10	19.10		0.189	23.20	19.10	19.10	Back Side 10mm	0.153	0.153	0.074	0.074	0.226	0.226	0.633	0.114	0.327	0.327	0.095	0.095	0.859	0.553	0.321	0.435	0.648
		0.889	22.50	19.10	19.10		0.000	23.20	19.10	19.10	Left Edge 10mm	0.323	0.323	0.000	0.000	0.323	0.323	0.398	0.006	0.420	0.420	0.006	0.006	0.721	0.743	0.329	0.335	0.749
		0.000	22.50	19.10	19.10		0.141	23.20	19.10	19.10	Right Edge 10mm	0.000	0.000	0.055	0.055	0.055	0.055	0.000	0.000	0.000	0.000	0.000	0.000	0.055	0.055	0.055	0.055	0.055
		0.000	22.50	19.10	19.10		0.198	23.20	19.10	19.10	Top Edge 10mm	0.000	0.000	0.077	0.077	0.077	0.077	0.456	0.130	0.664	0.664	0.077	0.003	0.533	0.741	0.154	0.210	0.744
		0.000	22.50	19.10	19.10		0.000	23.20	19.10	19.10	Bottom Edge 10mm	0.000	0.000	0.000	0.000	0.000	0.000	0.000	0.000	0.000	0.000	0.000	0.000	0.000	0.000	0.000	0.000	0.000
DC_12A+66A	Ant.0	0.224	25.00	23.50	23.50	Ant.4	0.146	23.20	19.10	19.10	Front Side 10mm	0.159	0.159	0.057	0.057	0.215	0.215	0.287	0.090	0.193	0.193	0.038	0.016	0.522	0.408	0.253	0.321	0.424
		0.332	25.00	23.50	23.50		0.189	23.20	19.10	19.10	Back Side 10mm	0.235	0.235	0.074	0.074	0.309	0.309	0.633	0.114	0.327	0.327	0.095	0.095	0.942	0.636	0.404	0.518	0.731
		0.146	25.00	23.50	23.50		0.000	23.20	19.10	19.10	Left Edge 10mm	0.103	0.103	0.000	0.000	0.103	0.103	0.398	0.006	0.420	0.420	0.006	0.006	0.501	0.523	0.109	0.115	0.529
		0.129	25.00	23.50	23.50		0.141	23.20	19.10	19.10	Right Edge 10mm	0.091	0.091	0.055	0.055	0.146	0.146	0.000	0.000	0.000	0.000	0.000	0.000	0.146	0.146	0.146	0.146	0.146
		0.000	25.00	23.50	23.50		0.198	23.20	19.10	19.10	Top Edge 10mm	0.000	0.000	0.077	0.077	0.077	0.077	0.456	0.130	0.664	0.664	0.077	0.003	0.533	0.741	0.154	0.210	0.744
		0.151	25.00	23.50	23.50		0.000	23.20	19.10	19.10	Bottom Edge 10mm	0.107	0.107	0.000	0.000	0.107	0.107	0.000	0.000	0.000	0.000	0.000	0.000	0.107	0.107	0.107	0.107	0.107
DC_12A+66A	Ant.1	0.215	24.80	22.50	22.50	Ant.4	0.146	23.20	19.10	19.10	Front Side 10mm	0.127	0.127	0.057	0.057	0.183	0.183	0.287	0.090	0.193	0.193	0.038	0.016	0.470	0.376	0.221	0.289	0.392
		0.369	24.80	22.50	22.50		0.189	23.20	19.10	19.10	Back Side 10mm	0.217	0.217	0.074	0.074	0.291	0.291	0.633	0.114	0.327	0.327	0.095	0.095	0.924	0.618	0.386	0.500	0.713
		0.000	24.80	22.50	22.50		0.000	23.20	19.10	19.10	Left Edge 10mm	0.000	0.000	0.000	0.000	0.000	0.000	0.398	0.006	0.420	0.420	0.006	0.006	0.398	0.420	0.006	0.012	0.426

		0.352	24.80	22.50	22.50		0.141	23.20	19.10	19.10	Right Edge 10mm	0.207	0.207	0.055	0.055	0.262	0.262	0.000	0.000	0.000	0.000	0.000	0.000	0.262	0.262	0.262	0.262	0.262
		0.000	24.80	22.50	22.50		0.198	23.20	19.10	19.10	Top Edge 10mm	0.000	0.000	0.077	0.077	0.077	0.077	0.456	0.130	0.664	0.664	0.077	0.033	0.533	0.741	0.154	0.210	0.744
		0.000	24.80	22.50	22.50		0.000	23.20	19.10	19.10	Bottom Edge 10mm	0.000	0.000	0.000	0.000	0.000	0.000	0.000	0.000	0.000	0.000	0.000	0.000	0.000	0.000	0.000	0.000	0.000
DC_12A+66A	Ant.0	0.224	25.00	23.50	23.50	Ant.5	0.484	23.80	18.90	18.90	Front Side 10mm	0.159	0.159	0.157	0.157	0.315	0.315	0.287	0.090	0.193	0.193	0.038	0.016	0.632	0.508	0.353	0.421	0.524
		0.332	25.00	23.50	23.50		0.362	23.80	18.90	18.90	Back Side 10mm	0.235	0.235	0.117	0.117	0.352	0.352	0.633	0.114	0.327	0.327	0.095	0.095	0.985	0.679	0.447	0.561	0.774
		0.146	25.00	23.50	23.50		0.664	23.80	18.90	18.90	Left Edge 10mm	0.103	0.103	0.215	0.215	0.318	0.318	0.398	0.006	0.420	0.420	0.006	0.006	0.716	0.738	0.324	0.330	0.744
		0.129	25.00	23.50	23.50		0.000	23.80	18.90	18.90	Right Edge 10mm	0.091	0.091	0.000	0.000	0.091	0.091	0.000	0.000	0.000	0.000	0.000	0.000	0.091	0.091	0.091	0.091	0.091
		0.000	25.00	23.50	23.50		0.000	23.80	18.90	18.90	Top Edge 10mm	0.000	0.000	0.000	0.000	0.000	0.000	0.456	0.130	0.664	0.664	0.077	0.033	0.456	0.664	0.077	0.133	0.667
		0.151	25.00	23.50	23.50		0.000	23.80	18.90	18.90	Bottom Edge 10mm	0.107	0.107	0.000	0.000	0.107	0.107	0.000	0.000	0.000	0.000	0.000	0.000	0.107	0.107	0.107	0.107	0.107
DC_12A+66A	Ant.1	0.215	24.80	22.50	22.50	Ant.5	0.484	23.80	18.90	18.90	Front Side 10mm	0.127	0.127	0.157	0.157	0.283	0.283	0.287	0.090	0.193	0.193	0.038	0.016	0.570	0.476	0.321	0.389	0.492
		0.369	24.80	22.50	22.50		0.362	23.80	18.90	18.90	Back Side 10mm	0.217	0.217	0.117	0.117	0.334	0.334	0.633	0.114	0.327	0.327	0.095	0.095	0.967	0.661	0.429	0.543	0.756
		0.000	24.80	22.50	22.50		0.664	23.80	18.90	18.90	Left Edge 10mm	0.000	0.000	0.215	0.215	0.215	0.215	0.398	0.006	0.420	0.420	0.006	0.006	0.613	0.635	0.221	0.227	0.641
		0.352	24.80	22.50	22.50		0.000	23.80	18.90	18.90	Right Edge 10mm	0.207	0.207	0.000	0.000	0.207	0.207	0.000	0.000	0.000	0.000	0.000	0.000	0.207	0.207	0.207	0.207	0.207
		0.000	24.80	22.50	22.50		0.000	23.80	18.90	18.90	Top Edge 10mm	0.000	0.000	0.000	0.000	0.000	0.000	0.456	0.130	0.664	0.664	0.077	0.033	0.456	0.664	0.077	0.133	0.667
		0.000	24.80	22.50	22.50		0.000	23.80	18.90	18.90	Bottom Edge 10mm	0.000	0.000	0.000	0.000	0.000	0.000	0.000	0.000	0.000	0.000	0.000	0.000	0.000	0.000	0.000	0.000	0.000

Note:

1: The highest Summed 1g SAR is 1.021 W/kg < 1.6 W/kg, so Simultaneous Transmission SAR test is not required.

13 TEST EQUIPMENTS LIST

Description	Manufacturer	Model	Serial No./Version	Cal. Date	Cal. Due
PC	Dell	N/A	N/A	N/A	N/A
Test Software	Speag	DASY6	16.0.0.116	N/A	N/A
750MHz Validation Dipole	Speag	D750V3	SN: 1208	2021/07/05	2024/07/05
835MHz Validation Dipole	Speag	D835V2	SN: 4d187	2021/05/17	2024/05/17
1750MHz Validation Dipole	Speag	D1750V2	SN: 1130	2021/05/17	2024/05/17
1900MHz Validation Dipole	Speag	D1900V2	SN: 5d193	2021/05/20	2024/05/20
2450MHz Validation Dipole	Speag	D2450V2	SN: 952	2021/05/19	2024/05/19
2600MHz Validation Dipole	Speag	D2600V2	SN: 1095	2021/05/19	2024/05/19
5GHz Validation Dipole	Speag	D5GHzV2	SN: 1200	2021/05/18	2024/05/18
E-Field Probe	Speag	EX3DV4	SN: 7607	2023/07/04	2024/07/04
Data Acquisition Electronicsr	Speag	DAE4	SN: 878	2023/03/23	2024/03/23
Data Acquisition Electronicsr	Speag	DAE4	SN: 1710	2024/01/03	2025/01/03
Signal Generator	R&S	SMB100A	177746	2023/05/10	2024/05/10
Power Meter	R&S	NRVD-B2	835843/014	2023/09/05	2024/09/05
Power Sensor	R&S	NRV-Z4	100381	2023/09/05	2024/09/05
Power Sensor	R&S	NRV-Z2	100211	2023/09/05	2024/09/05
Wireless Communication Test Set	Anritsu	MT8820C	6201144551	2023/06/29	2024/06/29
Network Analyzer	Agilent	E5071C	MY46103472	2023/11/14	2024/11/14
Thermometer	Elitech	RC-4	EF5238001628	2023/10/09	2024/10/09
Thermometer	Elitech	RC-4HC	EF7239002652	2023/11/17	2024/11/17
Power Amplifier	SATIMO	6552B	22374	N/A	N/A
Dielectric Probe Kit	Speag	DAK3.5	SN: 1312	N/A	N/A
Phantom	Speag	SAM	SN: 1859	N/A	N/A
Attenuator	COM-MW	ZA-S1-31	1305003187	N/A	N/A
Directional coupler	AA-MCS	AAMCS-UDC	000272	N/A	N/A

Note: For dipole antennas, BALUN has adopted 3 years as calibration intervals, and on annual basis, every measurement dipole has been evaluated and is in compliance with the following criteria:

1. There is no physical damage on the dipole;
2. System validation with specific dipole is within 10% of calibrated value;
3. Return-loss in within 20% of calibrated measurement.
4. Impedance (real or imaginary parts) in within 5 Ohms of calibrated measurement.

ANNEX A SIMULATING LIQUID VERIFICATION RESULT

The dielectric parameters of the liquids were verified prior to the SAR evaluation using a DAK3.5Dielectric Probe Kit.

Head Liquid

Date	Liquid Type	Fre. (MHz)	Temp. (℃)	Meas. Conductivity (σ) (S/m)	Meas. Permittivity (ε)	Target Conductivity (σ) (S/m)	Target Permittivity (ε)	Conductivity Tolerance (%)	Permittivity Tolerance (%)
2024.02.23	Head	750	21.6	41.61	0.89	0.89	41.94	3.37	-2.46
2024.02.24	Head	750	21.7	42.15	0.91	0.89	41.94	2.25	-2.67
2024.02.25	Head	750	21.3	41.81	0.91	0.89	41.94	1.12	-2.38
2024.02.26	Head	835	21.8	41.06	0.90	0.90	41.50	-2.22	1.88
2024.02.27	Head	835	21.4	42.64	0.90	0.90	41.50	1.11	0.36
2024.02.28	Head	835	21.9	41.05	0.92	0.90	41.50	-2.22	2.60
2024.02.29	Head	835	21.9	40.53	0.88	0.90	41.50	0.00	-1.01
2024.03.01	Head	1750	21.8	39.54	1.38	1.37	40.08	1.46	-0.45
2024.03.02	Head	1750	21.9	39.61	1.35	1.37	40.08	2.92	-3.32
2024.03.03	Head	1750	21.9	39.69	1.39	1.37	40.08	0.00	0.47
2024.03.04	Head	1750	21.8	41.03	1.40	1.37	40.08	1.46	-0.80
2024.03.05	Head	1900	21.6	40.31	1.38	1.40	40.00	0.71	-1.60
2024.03.06	Head	1900	21.4	41.03	1.36	1.40	40.00	2.86	1.33
2024.03.07	Head	2450	21.9	38.16	1.83	1.80	39.20	3.33	-0.05
2024.03.08	Head	2600	21.5	38.27	1.92	1.96	39.01	2.04	-1.41
2024.03.09	Head	2600	21.7	39.78	1.91	1.96	39.01	1.53	-1.90
2024.03.10	Head	2600	21.4	38.85	2.01	1.96	39.01	0.00	-0.74
2024.03.11	Head	2600	21.7	39.97	1.93	1.96	39.01	3.57	-1.15
2024.03.12	Head	2600	21.6	39.81	1.95	1.96	39.01	0.51	2.20
2024.03.13	Head	2600	21.7	39.54	2.00	1.96	39.01	1.02	1.05
2024.03.14	Head	2600	21.6	39.33	1.99	1.96	39.01	2.35	-1.68
2024.03.15	Head	2600	21.6	40.03	1.92	1.96	39.01	-1.28	-1.13
2024.03.16	Head	2600	21.4	38.59	1.95	1.96	39.01	0.34	2.11
2024.03.17	Head	2600	21.5	38.39	1.93	1.96	39.01	2.51	-1.27
2024.03.18	Head	2600	21.5	38.65	1.96	1.96	39.01	-3.51	0.66
2024.03.19	Head	2600	21.5	39.34	1.98	1.96	39.01	-0.34	0.01
2024.03.20	Head	5250	21.9	35.54	4.77	4.71	35.93	-0.03	-1.64
2024.03.21	Head	5600	21.8	35.62	4.99	5.07	35.53	-1.13	-2.39
2024.03.22	Head	5750	21.8	35.79	5.07	5.22	35.36	0.48	2.08
2024.04.10	Head	2600	21.3	2.02	38.89	1.96	39.01	3.06	-0.31
Note: The tolerance limit of Conductivity and Permittivity is± 5%.									

ANNEX B SYSTEM CHECK RESULT

Comparing to the original SAR value provided by SPEAG, the validation data should be within itsspecification of 10 %(for 1 g).

Head liquid 1g

Date	Liquid Type	Freq. (MHz)	Power (mW)	Measured SAR (W/kg)	Normalized SAR (W/kg)	Dipole SAR (W/kg)	Tolerance (%)
2024.02.23	Head	750	100	0.87	8.65	8.51	1.65
2024.02.24	Head	750	100	0.87	8.74	8.51	2.70
2024.02.25	Head	750	100	0.87	8.68	8.51	2.00
2024.02.26	Head	835	100	0.98	9.81	9.76	0.51
2024.02.27	Head	835	100	0.99	9.85	9.76	0.92
2024.02.28	Head	835	100	0.97	9.72	9.76	-0.41
2024.02.29	Head	835	100	0.98	9.82	9.76	0.61
2024.03.01	Head	1750	100	3.66	36.60	36.70	-0.27
2024.03.02	Head	1750	100	3.73	37.30	36.70	1.63
2024.03.03	Head	1750	100	3.73	37.30	36.70	1.63
2024.03.04	Head	1750	100	3.69	36.90	36.70	0.55
2024.03.05	Head	1900	100	4.24	42.40	40.30	5.21
2024.03.06	Head	1900	100	4.02	40.20	40.30	-0.25
2024.03.07	Head	2450	100	5.42	54.20	53.00	2.26
2024.03.08	Head	2600	100	5.77	57.70	56.80	1.58
2024.03.09	Head	2600	100	5.72	57.20	56.80	0.70
2024.03.10	Head	2600	100	5.85	58.50	56.80	2.99
2024.03.11	Head	2600	100	5.86	58.60	56.80	3.17
2024.03.12	Head	2600	100	5.85	58.50	56.80	2.99
2024.03.13	Head	2600	100	5.73	57.30	56.80	0.88
2024.03.14	Head	2600	100	5.73	57.30	56.80	0.88
2024.03.15	Head	2600	100	5.93	59.30	56.80	4.40
2024.03.16	Head	2600	100	5.75	57.50	56.80	1.23
2024.03.17	Head	2600	100	5.99	59.90	56.80	5.46
2024.03.18	Head	2600	100	5.91	59.10	56.80	4.05
2024.03.19	Head	2600	100	5.83	58.30	56.80	2.64
2024.03.20	Head	5250	100	7.71	77.10	77.80	-0.90
2024.03.21	Head	5600	100	7.72	77.20	81.20	-4.93
2024.03.22	Head	5750	100	7.93	79.30	77.20	2.72
2024.04.10	Head	2600	100	5.68	56.80	56.80	0.00
Note: The tolerance limit of System validation ±10%.							

Head liquid 10g

Date	Freq. (MHz)	Power (mW)	Measured SAR (W/kg)	Normalized SAR (W/kg)	Dipole SAR (W/kg)	Tolerance (%)
2024.03.07	2450	100	2.29	22.90	24.10	-4.98
2024.03.08	2600	100	2.57	25.70	24.80	3.63
2024.03.09	2600	100	2.62	26.20	24.80	5.65
2024.03.10	2600	100	2.56	25.60	24.80	3.23
2024.03.11	2600	100	2.56	25.60	24.80	3.23
2024.03.12	2600	100	2.54	25.40	24.80	2.42
2024.03.13	2600	100	2.46	24.60	24.80	-0.81
2024.03.14	2600	100	2.41	24.10	24.80	-2.82
2024.03.15	2600	100	2.52	25.20	24.80	1.61
2024.03.16	2600	100	2.44	24.40	24.80	-1.61
2024.03.17	2600	100	2.59	25.90	24.80	4.44
2024.03.18	2600	100	2.57	25.70	24.80	3.63
2024.03.19	2600	100	2.64	26.40	24.80	6.45
2024.03.20	5250	100	2.11	21.10	22.10	-4.52
2024.03.21	5600	100	2.21	22.10	23.10	-4.33
2024.03.22	5750	100	2.26	22.60	21.70	4.15
2024.04.10	2600	100	2.54	25.40	24.80	2.42
Note: The tolerance limit of System validation ±10%.						

System Performance Check Data (750MHz)

Device under Test Properties

Model, Manufacturer	Dimensions [mm]	DUT Type
CD750V2, SPEAG	10.0 x 10.0 x 3.0	Dipole

Exposure Conditions

Phantom Section, TSL	Position, Test Distance [mm]	Band	Group, UID	Frequency [MHz], Channel Number	Conversion Factor	TSL Conductivity [S/m]	TSL Permittivity	Ambient Temperature [℃]	Liquid Temperature [℃]
Flat, HSL		CD700	CW, 0--	750.0, 100	10.31	0.889	41.6	22.5	21.6

Hardware Setup

Phantom	TSL, Measured Date	Probe, Calibration Date	DAE, Calibration Date
Twin-SAM V5.0 (30deg probe tilt) - 1859	HBBL-600-10000 2024-02-23	EX3DV4 - SN7607, 2023-07-04	DAE4 Sn878, 2023-03-23

Scan Setup

	Area Scan	Zoom Scan
Grid Extents [mm]	80.0 x 160.0	30.0 x 30.0 x 30.0
Grid Steps [mm]	10.0 x 10.0	6.0 x 6.0 x 1.5
Sensor Surface [mm]	3.0	1.4
Graded Grid	Yes	Yes
Grading Ratio	1.5	1.5
MAIA	N/A	N/A
Surface Detection	VMS + 6p	VMS + 6p
Scan Method	Measured	Measured

Measurement Results

	Area Scan	Zoom Scan
Date	2024-02-23	2024-02-23
psSAR1g [W/kg]	0.855	0.865
psSAR10g [W/kg]	0.561	0.565
Power Drift [dB]	-0.06	-0.03
Power Scaling	Disabled	Disabled
Scaling Factor [dB]		
TSL Correction	No correction	No correction
M2/M1 [%]		86.5
Dist 3dB Peak [mm]		20.2

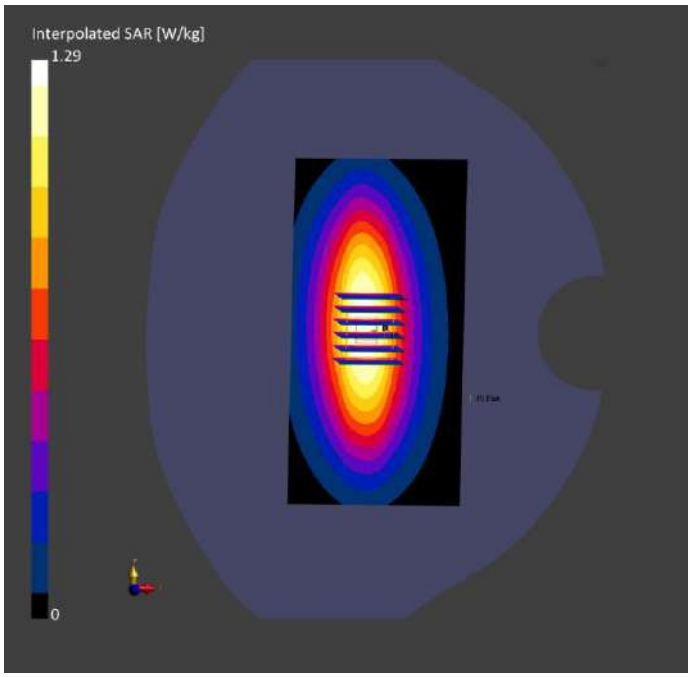
Interpolated SAR [W/kg]
1.29
0

System Performance Check Data (750MHz)

Device under Test Properties

Model, Manufacturer	Dimensions [mm]	IMEI	DUT Type
CD750V2, SPEAG	10.0 x 10.0 x 3.0		Dipole

Exposure Conditions

Phantom Section, TSL	Position, Test Distance [mm]	Band	Group, UID	Frequency [MHz], Channel Number	Conversion Factor	TSL Conductivity [S/m]	TSL Permittivity	Ambient Temperature [℃]	Liquid Temperature [℃]
Flat, HSL		CD700	CW, 0--	750.0, 100	10.31	0.906	42.2	22.2	21.7

Hardware Setup

Phantom	TSL, Measured Date	Probe, Calibration Date	DAE, Calibration Date
Twin-SAM V5.0 (30deg probe tilt) - 1859	HBBL-600-10000 2024-02-24	EX3DV4 - SN7607, 2023-07-04	DAE4 Sn878, 2023-03-23

Scan Setup

	Area Scan	Zoom Scan
Grid Extents [mm]	80.0 x 160.0	30.0 x 30.0 x 30.0
Grid Steps [mm]	10.0 x 10.0	6.0 x 6.0 x 1.5
Sensor Surface [mm]	3.0	1.4
Graded Grid	Yes	Yes
Grading Ratio	1.5	1.5
MAIA	N/A	N/A
Surface Detection	VMS + 6p	VMS + 6p
Scan Method	Measured	Measured

Measurement Results

	Area Scan	Zoom Scan
Date	2024-02-24	2024-02-24
psSAR1g [W/kg]	0.838	0.874
psSAR10g [W/kg]	0.552	0.583
Power Drift [dB]	-0.01	-0.11
Power Scaling Scaling Factor [dB]	Disabled	Disabled
TSL Correction	No correction	No correction
M2/M1 [%]		86.4
Dist 3dB Peak [mm]		20.1

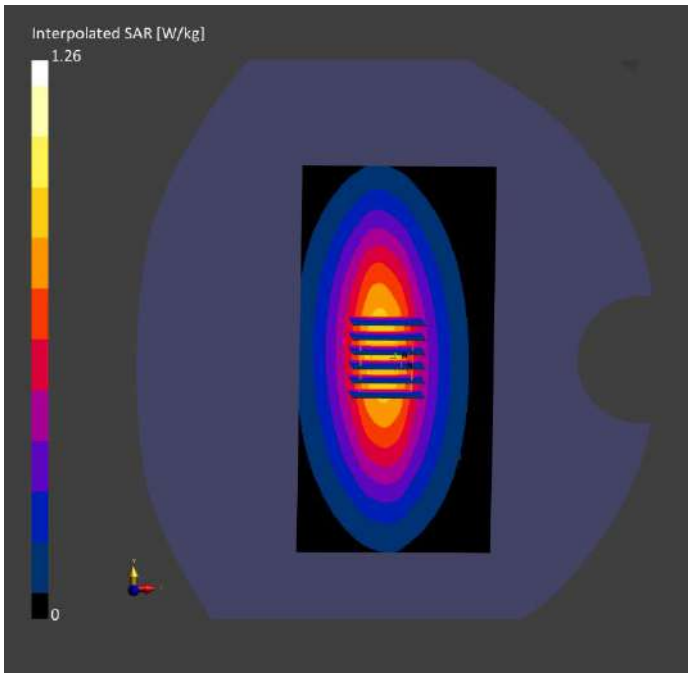
Interpolated SAR [W/kg]
1.26
0

System Performance Check Data (750MHz)

Device under Test Properties

Model, Manufacturer	Dimensions [mm]	DUT Type
CD750V2, SPEAG	10.0 x 10.0 x 3.0	Dipole

Exposure Conditions

Phantom Section, TSL	Position, Test Distance [mm]	Band	Group, UID	Frequency [MHz], Channel Number	Conversion Factor	TSL Conductivity [S/m]	TSL Permittivity	Ambient Temperature [℃]	Liquid Temperature [℃]
Flat, HSL		CD700	CW, 0--	750.0, 100	10.31	0.91	41.8	22.4	21.3

Hardware Setup

Phantom	TSL, Measured Date	Probe, Calibration Date	DAE, Calibration Date
Twin-SAM V5.0 (30deg probe tilt) - 1859	HBBL-600-10000 2024-02-25	EX3DV4 - SN7607, 2023-07-04	DAE4 Sn878, 2023-03-23

Scan Setup

	Area Scan	Zoom Scan
Grid Extents [mm]	80.0 x 160.0	30.0 x 30.0 x 30.0
Grid Steps [mm]	10.0 x 10.0	6.0 x 6.0 x 1.5
Sensor Surface [mm]	3.0	1.4
Graded Grid	Yes	Yes
Grading Ratio	1.5	1.5
MAIA	N/A	N/A
Surface Detection	VMS + 6p	VMS + 6p
Scan Method	Measured	Measured

Measurement Results

	Area Scan	Zoom Scan
Date	2024-02-25	2024-02-25
psSAR1g [W/kg]	0.822	0.868
psSAR10g [W/kg]	0.544	0.559
Power Drift [dB]	-0.16	-0.02
Power Scaling Factor [dB]	Disabled	Disabled
TSL Correction	No correction	No correction
M2/M1 [%]		87.5
Dist 3dB Peak [mm]		20.1

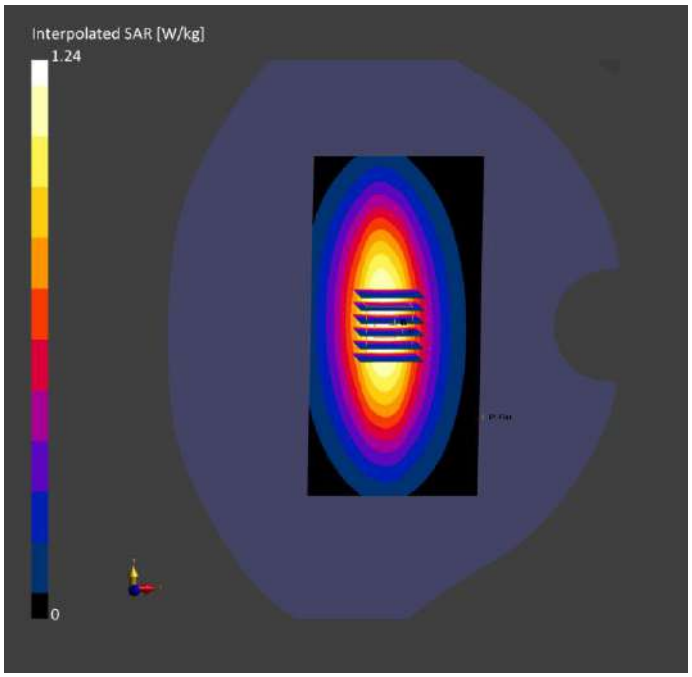
Interpolated SAR [W/kg]
1.24
0

System Performance Check Data (835MHz)

Device under Test Properties

Model, Manufacturer	Dimensions [mm]	DUT Type
CD835V2, SPEAG	10.0 x 10.0 x 3.0	Dipole

Exposure Conditions

Phantom Section, TSL	Position, Test Distance [mm]	Band	Group, UID	Frequency [MHz], Channel Number	Conversion Factor	TSL Conductivity [S/m]	TSL Permittivity	Ambient Temperature [℃]	Liquid Temperature [℃]
Flat, HSL		CD835	CW, 0--	835.0, 50	9.96	0.900	41.1	22.1	21.8

Hardware Setup

Phantom	TSL, Measured Date	Probe, Calibration Date	DAE, Calibration Date
Twin-SAM V5.0 (30deg probe tilt) - 1859	HBBL-600-10000 2024-02-26	EX3DV4 - SN7607, 2023-07-04	DAE4 Sn878, 2023-03-23

Scan Setup

	Area Scan	Zoom Scan
Grid Extents [mm]	80.0 x 160.0	30.0 x 30.0 x 30.0
Grid Steps [mm]	10.0 x 10.0	6.0 x 6.0 x 1.5
Sensor Surface [mm]	3.0	1.4
Graded Grid	Yes	Yes
Grading Ratio	1.5	1.5
MAIA	N/A	N/A
Surface Detection	VMS + 6p	VMS + 6p
Scan Method	Measured	Measured

Measurement Results

	Area Scan	Zoom Scan
Date	2024-02-26	2024-02-26
psSAR1g [W/kg]	1.06	0.981
psSAR10g [W/kg]	0.643	0.646
Power Drift [dB]	-0.11	0.04
Power Scaling Scaling Factor [dB]	Disabled	Disabled
TSL Correction	No correction	No correction
M2/M1 [%]		84.2
Dist 3dB Peak [mm]		13.1

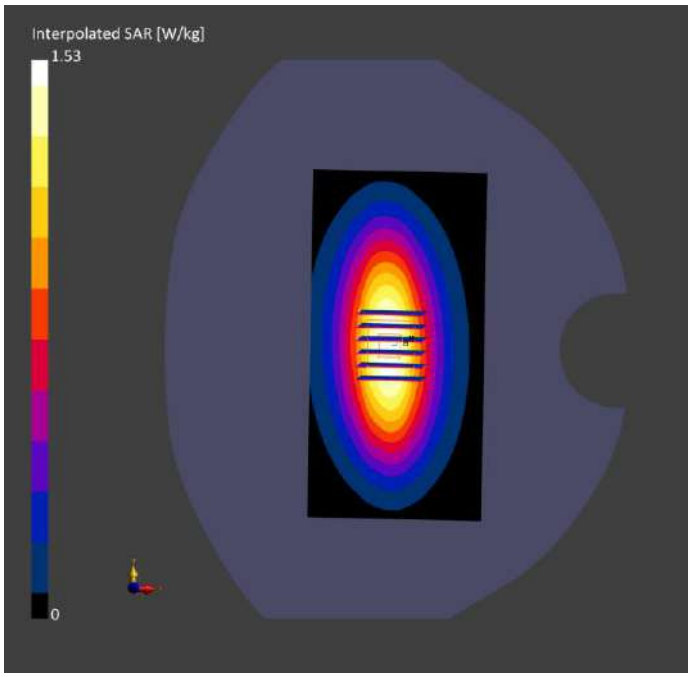
Interpolated SAR [W/kg]
1.53
0

System Performance Check Data (835MHz)

Device under Test Properties

Model, Manufacturer	Dimensions [mm]	DUT Type
CD835V2, SPEAG	10.0 x 10.0 x 3.0	Dipole

Exposure Conditions

Phantom Section, TSL	Position, Test Distance [mm]	Band	Group, UID	Frequency [MHz], Channel Number	Conversion Factor	TSL Conductivity [S/m]	TSL Permittivity	Ambient Temperature [℃]	Liquid Temperature [℃]
Flat, HSL		CD835	CW, 0--	835.0, 50	9.96	0.896	42.6	22.2	21.4

Hardware Setup

Phantom	TSL, Measured Date	Probe, Calibration Date	DAE, Calibration Date
Twin-SAM V5.0 (30deg probe tilt) - 1859	HBBL-600-10000 2024-02-27	EX3DV4 - SN7607, 2023-07-04	DAE4 Sn878, 2023-03-23

Scan Setup

	Area Scan	Zoom Scan
Grid Extents [mm]	80.0 x 160.0	30.0 x 30.0 x 30.0
Grid Steps [mm]	10.0 x 10.0	6.0 x 6.0 x 1.5
Sensor Surface [mm]	3.0	1.4
Graded Grid	Yes	Yes
Grading Ratio	1.5	1.5
MAIA	N/A	N/A
Surface Detection	VMS + 6p	VMS + 6p
Scan Method	Measured	Measured

Measurement Results

	Area Scan	Zoom Scan
Date	2024-02-27	2024-02-27
psSAR1g [W/kg]	0.977	0.985
psSAR10g [W/kg]	0.633	0.656
Power Drift [dB]	-0.12	0.00
Power Scaling	Disabled	Disabled
Scaling Factor [dB]		
TSL Correction	No correction	No correction
M2/M1 [%]		85.2
Dist 3dB Peak [mm]		13.1

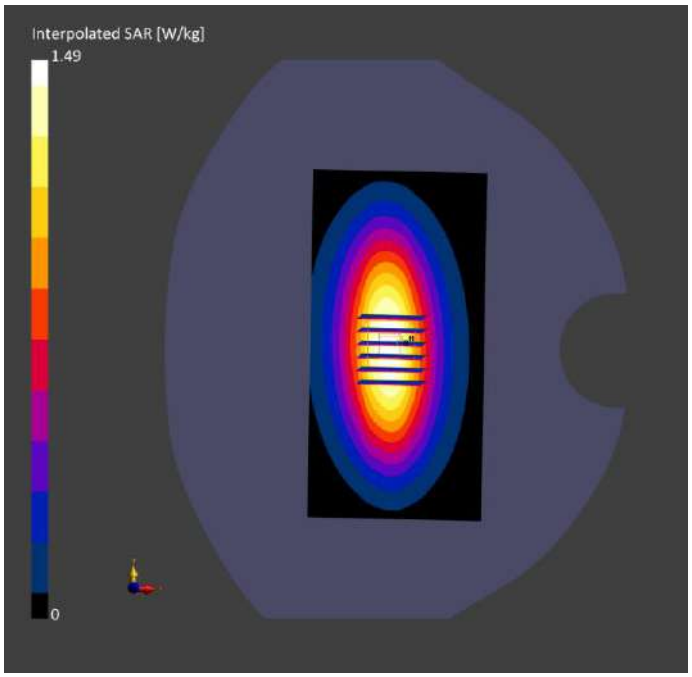
Interpolated SAR [W/kg]
1.49
0

System Performance Check Data (835MHz)

Device under Test Properties

Model, Manufacturer	Dimensions [mm]	DUT Type
CD835V2, SPEAG	10.0 x 10.0 x 3.0	Dipole

Exposure Conditions

Phantom Section, TSL	Position, Test Distance [mm]	Band	Group, UID	Frequency [MHz], Channel Number	Conversion Factor	TSL Conductivity [S/m]	TSL Permittivity	Ambient Temperature [℃]	Liquid Temperature [℃]
Flat, HSL		CD835	CW, 0--	835.0, 50	9.96	0.915	41.0	22.2	21.9

Hardware Setup

Phantom	TSL, Measured Date	Probe, Calibration Date	DAE, Calibration Date
Twin-SAM V5.0 (30deg probe tilt) - 1859	HBBL-600-10000 2024-02-28	EX3DV4 - SN7607, 2023-07-04	DAE4 Sn878, 2023-03-23

Scan Setup

	Area Scan	Zoom Scan
Grid Extents [mm]	80.0 x 160.0	30.0 x 30.0 x 30.0
Grid Steps [mm]	10.0 x 10.0	6.0 x 6.0 x 1.5
Sensor Surface [mm]	3.0	1.4
Graded Grid	Yes	Yes
Grading Ratio	1.5	1.5
MAIA	N/A	N/A
Surface Detection	VMS + 6p	VMS + 6p
Scan Method	Measured	Measured

Measurement Results

	Area Scan	Zoom Scan
Date	2024-02-28	2024-02-28
psSAR1g [W/kg]	0.997	0.972
psSAR10g [W/kg]	0.656	0.638
Power Drift [dB]	-0.05	0.02
Power Scaling	Disabled	Disabled
Scaling Factor [dB]		
TSL Correction	No correction	No correction
M2/M1 [%]		84.6
Dist 3dB Peak [mm]		13.1

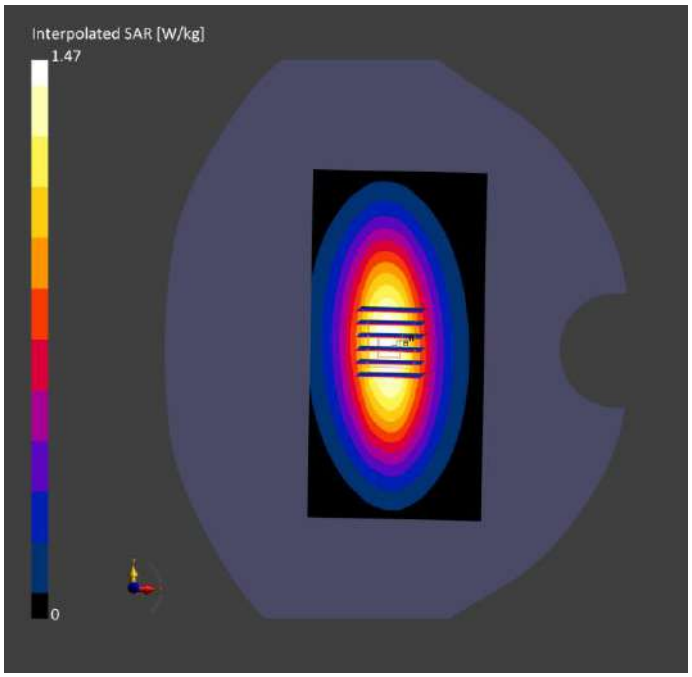
Interpolated SAR [W/kg]
1.47
0

System Performance Check Data (835MHz)

Device under Test Properties

Model, Manufacturer	Dimensions [mm]	DUT Type
CD835V2, SPEAG	10.0 x 10.0 x 3.0	Dipole

Exposure Conditions

Phantom Section, TSL	Position, Test Distance [mm]	Band	Group, UID	Frequency [MHz], Channel Number	Conversion Factor	TSL Conductivity [S/m]	TSL Permittivity	Ambient Temperature [℃]	Liquid Temperature [℃]
Flat, HSL		CD835	CW, 0--	835.0, 50	9.96	0.879	40.5	22.7	21.9

Hardware Setup

Phantom	TSL, Measured Date	Probe, Calibration Date	DAE, Calibration Date
Twin-SAM V5.0 (30deg probe tilt) - 1859	HBBL-600-10000 2024-02-29	EX3DV4 - SN7607, 2023-07-04	DAE4 Sn878, 2023-03-23

Scan Setup

	Area Scan	Zoom Scan
Grid Extents [mm]	80.0 x 160.0	30.0 x 30.0 x 30.0
Grid Steps [mm]	10.0 x 10.0	6.0 x 6.0 x 1.5
Sensor Surface [mm]	3.0	1.4
Graded Grid	Yes	Yes
Grading Ratio	1.5	1.5
MAIA	N/A	N/A
Surface Detection	VMS + 6p	VMS + 6p
Scan Method	Measured	Measured

Measurement Results

	Area Scan	Zoom Scan
Date	2024-02-29	2024-02-29
psSAR1g [W/kg]	0.987	0.982
psSAR10g [W/kg]	0.655	0.642
Power Drift [dB]	-0.08	0.01
Power Scaling	Disabled	Disabled
Scaling Factor [dB]		
TSL Correction	No correction	No correction
M2/M1 [%]		84.7
Dist 3dB Peak [mm]		13.5

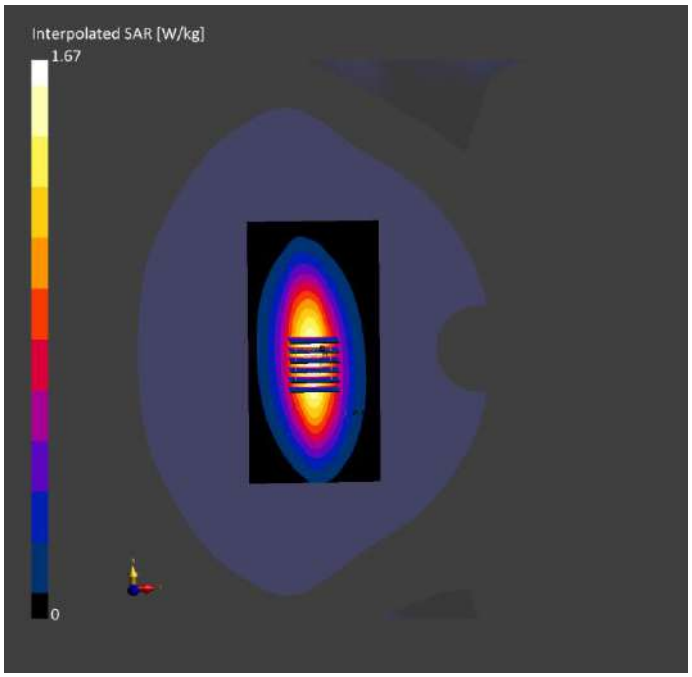
Interpolated SAR [W/kg]
1.67
0

System Performance Check Data (1750MHz)

Device under Test Properties

Model, Manufacturer	Dimensions [mm]	DUT Type
D1750V2, SPEAG	10.0 x 10.0 x 3.0	Dipole

Exposure Conditions

Phantom Section, TSL	Position, Test Distance [mm]	Band	Group, UID	Frequency [MHz], Channel Number	Conversion Factor	TSL Conductivity [S/m]	TSL Permittivity	Ambient Temperature [℃]	Liquid Temperature [℃]
Flat, HSL		D1750	CW, 0--	1750.0, 50	8.52	1.38	39.5	22.6	21.8

Hardware Setup

Phantom	TSL, Measured Date	Probe, Calibration Date	DAE, Calibration Date
Twin-SAM V5.0 (30deg probe tilt) - 1859	HBBL-600-10000 2024-03-01	EX3DV4 - SN7607, 2023-07-04	DAE4 Sn878, 2023-03-23

Scan Setup

	Area Scan	Zoom Scan
Grid Extents [mm]	80.0 x 80.0	30.0 x 30.0 x 30.0
Grid Steps [mm]	10.0 x 10.0	6.0 x 6.0 x 1.5
Sensor Surface [mm]	3.0	1.4
Graded Grid	Yes	Yes
Grading Ratio	1.5	1.5
MAIA	N/A	N/A
Surface Detection	VMS + 6p	VMS + 6p
Scan Method	Measured	Measured

Measurement Results

	Area Scan	Zoom Scan
Date	2024-03-01	2024-03-01
psSAR1g [W/kg]	4.03	3.66
psSAR10g [W/kg]	2.26	1.93
Power Drift [dB]	-0.05	-0.01
Power Scaling	Disabled	Disabled
Scaling Factor [dB]		
TSL Correction	No correction	No correction
M2/M1 [%]		82.5
Dist 3dB Peak [mm]		9.4

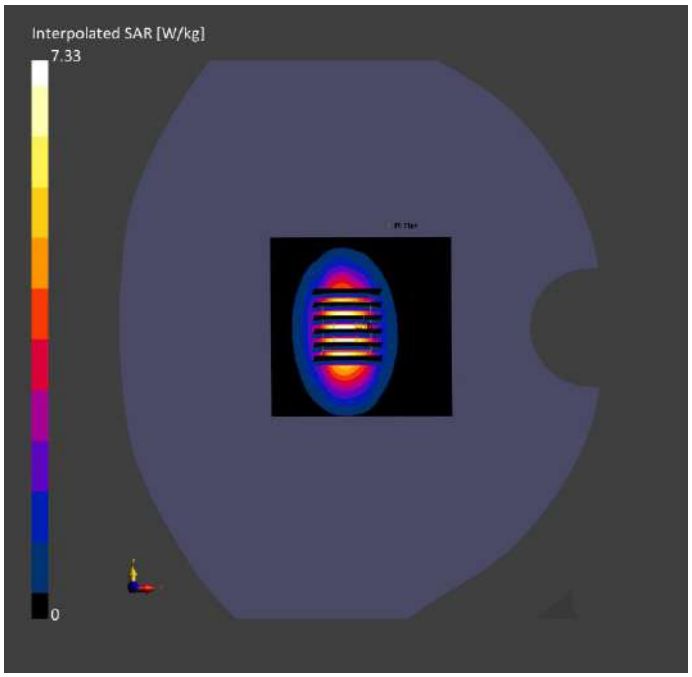
Interpolated SAR [W/kg]
7.33
0

System Performance Check Data (1750MHz)

Device under Test Properties

Model, Manufacturer	Dimensions [mm]	DUT Type
D1750V2, SPEAG	10.0 x 10.0 x 3.0	Dipole

Exposure Conditions

Phantom Section, TSL	Position, Test Distance [mm]	Band	Group, UID	Frequency [MHz], Channel Number	Conversion Factor	TSL Conductivity [S/m]	TSL Permittivity	Ambient Temperature [℃]	Liquid Temperature [℃]
Flat, HSL		D1750	CW, 0--	1750.0, 50	8.52	1.35	39.6	22.1	21.9

Hardware Setup

Phantom	TSL, Measured Date	Probe, Calibration Date	DAE, Calibration Date
Twin-SAM V5.0 (30deg probe tilt) - 1859	HBBL-600-10000 2024-03-02	EX3DV4 - SN7607, 2023-07-04	DAE4 Sn878, 2023-03-23

Scan Setup

	Area Scan	Zoom Scan
Grid Extents [mm]	80.0 x 80.0	30.0 x 30.0 x 30.0
Grid Steps [mm]	10.0 x 10.0	6.0 x 6.0 x 1.5
Sensor Surface [mm]	3.0	1.4
Graded Grid	Yes	Yes
Grading Ratio	1.5	1.5
MAIA	N/A	N/A
Surface Detection	VMS + 6p	VMS + 6p
Scan Method	Measured	Measured

Measurement Results

	Area Scan	Zoom Scan
Date	2024-03-02	2024-03-02
psSAR1g [W/kg]	3.76	3.73
psSAR10g [W/kg]	2.11	1.98
Power Drift [dB]	-0.06	-0.04
Power Scaling	Disabled	Disabled
Scaling Factor [dB]		
TSL Correction	No correction	No correction
M2/M1 [%]		81.1
Dist 3dB Peak [mm]		10.5

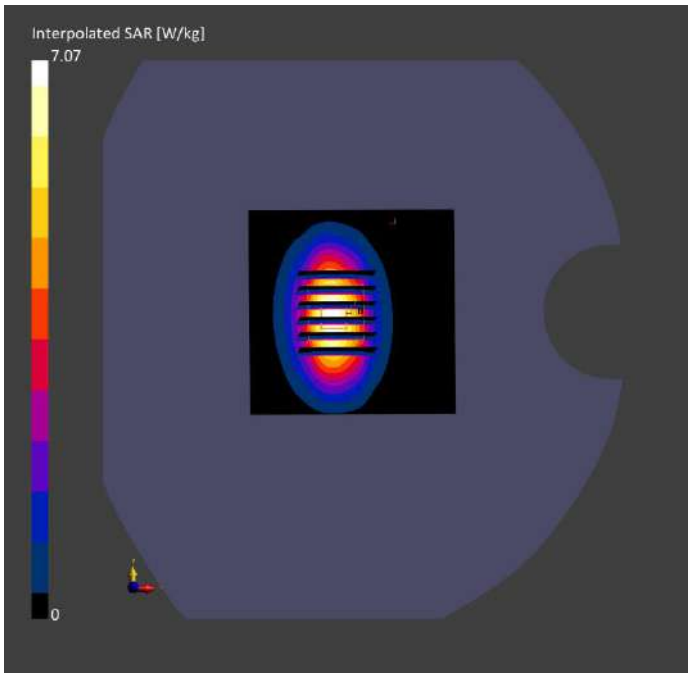
Interpolated SAR [W/kg]
7.07
0

System Performance Check Data (1750MHz)

Device under Test Properties

Model, Manufacturer	Dimensions [mm]	DUT Type
D1750V2, SPEAG	10.0 x 10.0 x 3.0	Dipole

Exposure Conditions

Phantom Section, TSL	Position, Test Distance [mm]	Band	Group, UID	Frequency [MHz], Channel Number	Conversion Factor	TSL Conductivity [S/m]	TSL Permittivity	Ambient Temperature [℃]	Liquid Temperature [℃]
Flat, HSL		D1750	CW, 0--	1750.0, 50	8.52	1.39	39.7	22.1	21.9

Hardware Setup

Phantom	TSL, Measured Date	Probe, Calibration Date	DAE, Calibration Date
Twin-SAM V5.0 (30deg probe tilt) - 1859	HBBL-600-10000 2024-03-03	EX3DV4 - SN7607, 2023-07-04	DAE4 Sn878, 2023-03-23

Scan Setup

	Area Scan	Zoom Scan
Grid Extents [mm]	80.0 x 80.0	30.0 x 30.0 x 30.0
Grid Steps [mm]	10.0 x 10.0	6.0 x 6.0 x 1.5
Sensor Surface [mm]	3.0	1.4
Graded Grid	Yes	Yes
Grading Ratio	1.5	1.5
MAIA	N/A	N/A
Surface Detection	VMS + 6p	VMS + 6p
Scan Method	Measured	Measured

Measurement Results

	Area Scan	Zoom Scan
Date	2024-03-03	2024-03-03
psSAR1g [W/kg]	3.86	3.73
psSAR10g [W/kg]	2.22	1.87
Power Drift [dB]	-0.08	-0.02
Power Scaling	Disabled	Disabled
Scaling Factor [dB]		
TSL Correction	No correction	No correction
M2/M1 [%]		81.4
Dist 3dB Peak [mm]		10.5

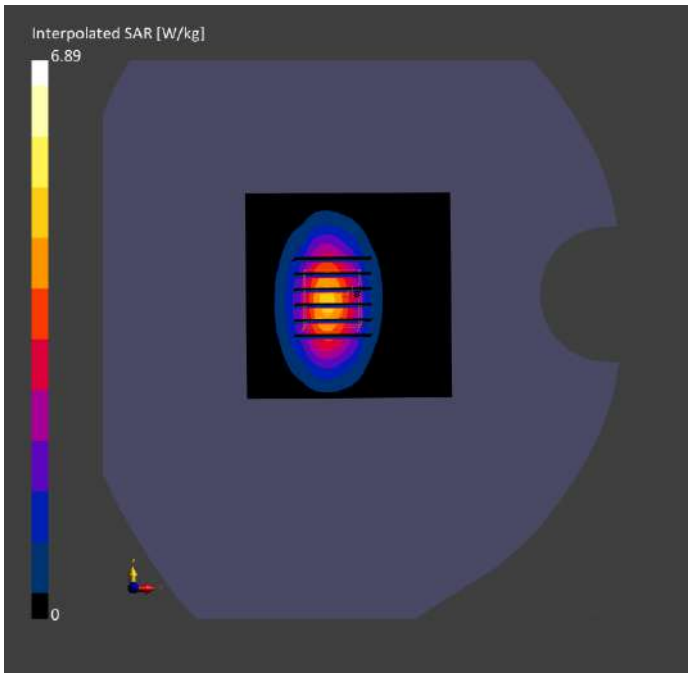
Interpolated SAR [W/kg]
6.89
0

System Performance Check Data (1750MHz)

Device under Test Properties

Model, Manufacturer	Dimensions [mm]	DUT Type
D1750V2, SPEAG	10.0 x 10.0 x 3.0	Dipole

Exposure Conditions

Phantom Section, TSL	Position, Test Distance [mm]	Band	Group, UID	Frequency [MHz], Channel Number	Conversion Factor	TSL Conductivity [S/m]	TSL Permittivity	Ambient Temperature [℃]	Liquid Temperature [℃]
Flat, HSL		D1750	CW, 0--	1750.0, 50	8.52	1.40	41.0	22.2	21.8

Hardware Setup

Phantom	TSL, Measured Date	Probe, Calibration Date	DAE, Calibration Date
Twin-SAM V5.0 (30deg probe tilt) - 1859	HBBL-600-10000 2024-03-04	EX3DV4 - SN7607, 2023-07-04	DAE4 Sn878, 2023-03-23

Scan Setup

	Area Scan	Zoom Scan
Grid Extents [mm]	80.0 x 80.0	30.0 x 30.0 x 30.0
Grid Steps [mm]	10.0 x 10.0	6.0 x 6.0 x 1.5
Sensor Surface [mm]	3.0	1.4
Graded Grid	Yes	Yes
Grading Ratio	1.5	1.5
MAIA	N/A	N/A
Surface Detection	VMS + 6p	VMS + 6p
Scan Method	Measured	Measured

Measurement Results

	Area Scan	Zoom Scan
Date	2024-03-04	2024-03-04
psSAR1g [W/kg]	4.13	3.69
psSAR10g [W/kg]	2.17	1.94
Power Drift [dB]	-0.04	-0.01
Power Scaling	Disabled	Disabled
Scaling Factor [dB]		
TSL Correction	No correction	No correction
M2/M1 [%]		81.4
Dist 3dB Peak [mm]		10.6

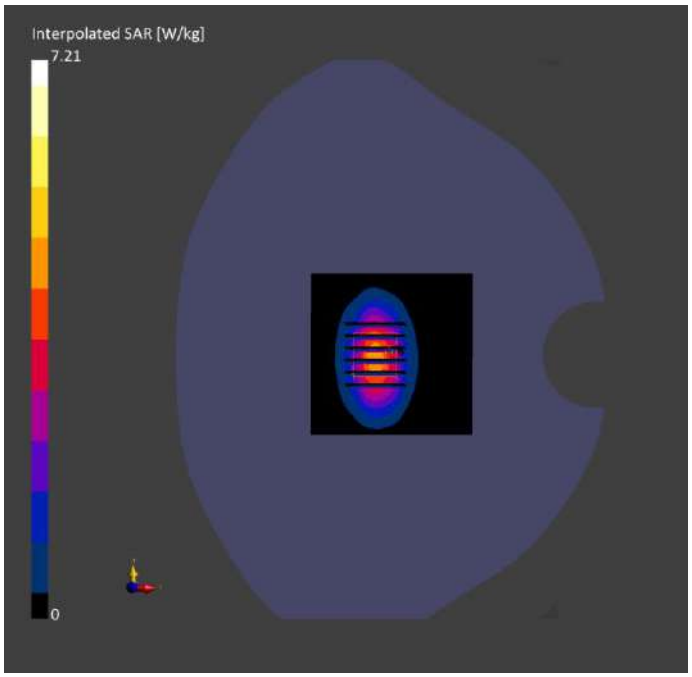
Interpolated SAR [W/kg]
7.21
0

System Performance Check Data (1900MHz)

Device under Test Properties

Model, Manufacturer	Dimensions [mm]	DUT Type
D1900V2, SPEAG	10.0 x 10.0 x 3.0	Dipole

Exposure Conditions

Phantom Section, TSL	Position, Test Distance [mm]	Band	Group, UID	Frequency [MHz], Channel Number	Conversion Factor	TSL Conductivity [S/m]	TSL Permittivity	Ambient Temperature [℃]	Liquid Temperature [℃]
Flat, HSL		D1900	CW, 0--	1900.0, 50	7.98	1.38	40.3	22.1	21.6

Hardware Setup

Phantom	TSL, Measured Date	Probe, Calibration Date	DAE, Calibration Date
Twin-SAM V5.0 (30deg probe tilt) - 1859	HBBL-600-10000 2024-03-05	EX3DV4 - SN7607, 2023-07-04	DAE4 Sn878, 2023-03-23

Scan Setup

	Area Scan	Zoom Scan
Grid Extents [mm]	80.0 x 80.0	30.0 x 30.0 x 30.0
Grid Steps [mm]	10.0 x 10.0	6.0 x 6.0 x 1.5
Sensor Surface [mm]	3.0	1.4
Graded Grid	Yes	Yes
Grading Ratio	1.5	1.5
MAIA	N/A	N/A
Surface Detection	VMS + 6p	VMS + 6p
Scan Method	Measured	Measured

Measurement Results

	Area Scan	Zoom Scan
Date	2024-03-05	2024-03-05
psSAR1g [W/kg]	4.54	4.24
psSAR10g [W/kg]	2.38	2.05
Power Drift [dB]	-0.12	-0.01
Power Scaling	Disabled	Disabled
Scaling Factor [dB]		
TSL Correction	No correction	No correction
M2/M1 [%]		81.5
Dist 3dB Peak [mm]		9.2

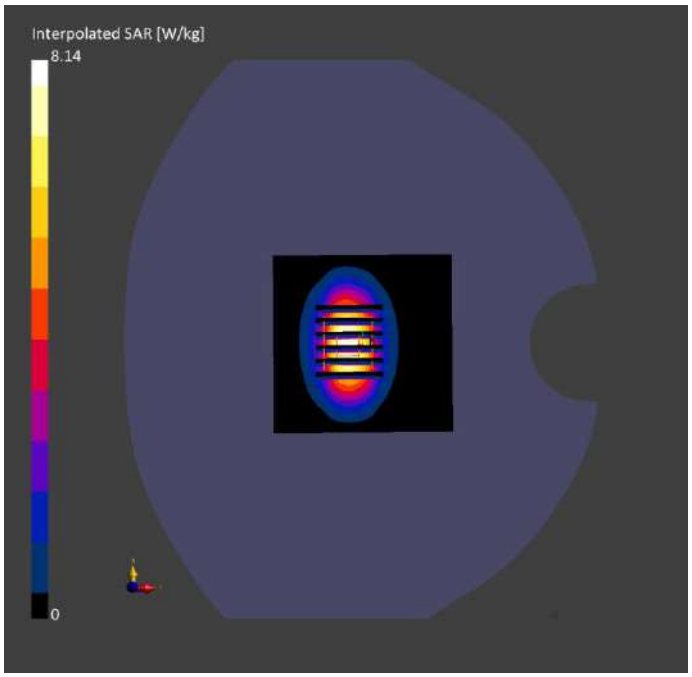
Interpolated SAR [W/kg]
8.14
0

System Performance Check Data (1900MHz)

Device under Test Properties

Model, Manufacturer	Dimensions [mm]	DUT Type
D1900V2, SPEAG	10.0 x 10.0 x 3.0	Dipole

Exposure Conditions

Phantom Section, TSL	Position, Test Distance [mm]	Band	Group, UID	Frequency [MHz], Channel Number	Conversion Factor	TSL Conductivity [S/m]	TSL Permittivity	Ambient Temperature [℃]	Liquid Temperature [℃]
Flat, HSL		D1900	CW, 0--	1900.0, 50	7.98	1.36	41.0	22.2	21.4

Hardware Setup

Phantom	TSL, Measured Date	Probe, Calibration Date	DAE, Calibration Date
Twin-SAM V5.0 (30deg probe tilt) - 1859	HBBL-600-10000 2024-03-06	EX3DV4 - SN7607, 2023-07-04	DAE4 Sn878, 2023-03-23

Scan Setup

	Area Scan	Zoom Scan
Grid Extents [mm]	80.0 x 80.0	30.0 x 30.0 x 30.0
Grid Steps [mm]	10.0 x 10.0	6.0 x 6.0 x 1.5
Sensor Surface [mm]	3.0	1.4
Graded Grid	Yes	Yes
Grading Ratio	1.5	1.5
MAIA	N/A	N/A
Surface Detection	VMS + 6p	VMS + 6p
Scan Method	Measured	Measured

Measurement Results

	Area Scan	Zoom Scan
Date	2024-03-06	2024-03-06
psSAR1g [W/kg]	4.06	4.02
psSAR10g [W/kg]	2.15	2.09
Power Drift [dB]	-0.01	-0.05
Power Scaling	Disabled	Disabled
Scaling Factor [dB]		
TSL Correction	No correction	No correction
M2/M1 [%]		81.8
Dist 3dB Peak [mm]		9.9

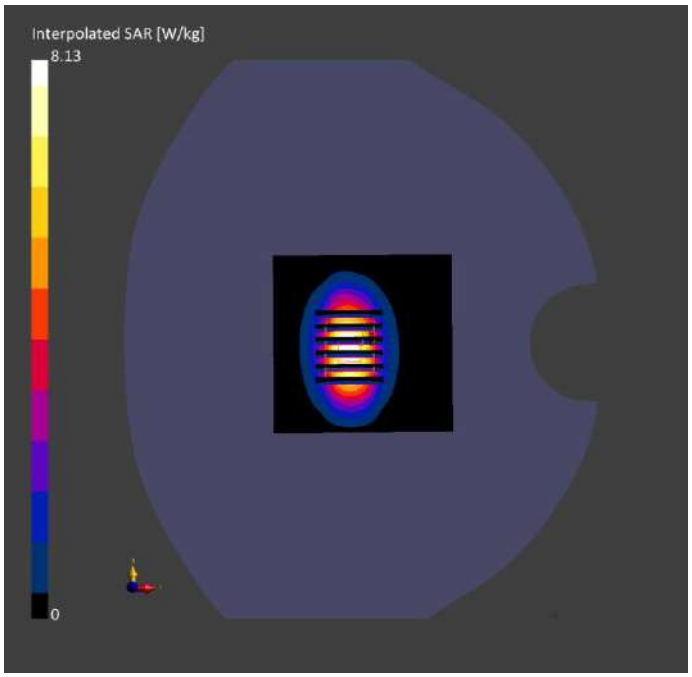
Interpolated SAR [W/kg]
8.13
0

System Performance Check Data (2450MHz)

Device under Test Properties

Model, Manufacturer	Dimensions [mm]	DUT Type
D2450V2, SPEAG	40.0 x 8.0 x 8.0	Dipole

Exposure Conditions

Phantom Section, TSL	Position, Test Distance [mm]	Band	Group, UID	Frequency [MHz], Channel Number	Conversion Factor	TSL Conductivity [S/m]	TSL Permittivity	Ambient Temperature [℃]	Liquid Temperature [℃]
Flat, HSL	FRONT, 5.00	D2450	CW, 0--	2450.0, 50	7.47	1.83	38.2	22.2	21.9

Hardware Setup

Phantom	TSL, Measured Date	Probe, Calibration Date	DAE, Calibration Date
Twin-SAM V5.0 (30deg probe tilt) - 1859	HBBL-600-10000 2024-03-07	EX3DV4 - SN7607, 2023-07-04	DAE4 Sn878, 2023-03-23

Scan Setup

	Area Scan	Zoom Scan
Grid Extents [mm]	80.0 x 80.0	30.0 x 30.0 x 30.0
Grid Steps [mm]	10.0 x 10.0	5.0 x 5.0 x 1.5
Sensor Surface [mm]	3.0	1.4
Graded Grid	Yes	Yes
Grading Ratio	1.5	1.5
MAIA	N/A	N/A
Surface Detection	VMS + 6p	VMS + 6p
Scan Method	Measured	Measured

Measurement Results

	Area Scan	Zoom Scan
Date	2024-03-07	2024-03-07
psSAR1g [W/kg]	5.43	5.42
psSAR10g [W/kg]	2.53	2.29
Power Drift [dB]	-0.12	-0.01
Power Scaling	Disabled	Disabled
Scaling Factor [dB]		
TSL Correction	No correction	No correction
M2/M1 [%]		81.5
Dist 3dB Peak [mm]		9.2


Interpolated SAR [W/kg]
10.8
0

System Performance Check Data (2600MHz)

Device under Test Properties

Model, Manufacturer	Dimensions [mm]	DUT Type
CD2600V3, SPEAG	10.0 x 10.0 x 3.0	Dipole

Exposure Conditions

Phantom Section, TSL	Position, Test Distance [mm]	Band	Group, UID	Frequency [MHz], Channel Number	Conversion Factor	TSL Conductivity [S/m]	TSL Permittivity	Ambient Temperature [℃]	Liquid Temperature [℃]
Flat, HSL		CD2600 V3	CW, 0--	2600.0, 50	7.41	1.92	38.3	22.3	21.5

Hardware Setup

Phantom	TSL, Measured Date	Probe, Calibration Date	DAE, Calibration Date
Twin-SAM V5.0 (30deg probe tilt) - 1859	HBBL-600-10000 2024-03-08	EX3DV4 - SN7607, 2023-07-04	DAE4 Sn878, 2023-03-23

Scan Setup

	Area Scan	Zoom Scan
Grid Extents [mm]	80.0 x 80.0	30.0 x 30.0 x 30.0
Grid Steps [mm]	10.0 x 10.0	5.0 x 5.0 x 1.5
Sensor Surface [mm]	3.0	1.4
Graded Grid	Yes	Yes
Grading Ratio	1.5	1.5
MAIA	N/A	N/A
Surface Detection	VMS + 6p	VMS + 6p
Scan Method	Measured	Measured

Measurement Results

	Area Scan	Zoom Scan
Date	2024-03-08	2024-03-08
psSAR1g [W/kg]	5.81	5.77
psSAR10g [W/kg]	2.56	2.57
Power Drift [dB]	0.01	-0.02
Power Scaling	Disabled	Disabled
Scaling Factor [dB]		
TSL Correction	No correction	No correction
M2/M1 [%]		79.6
Dist 3dB Peak [mm]		9.1

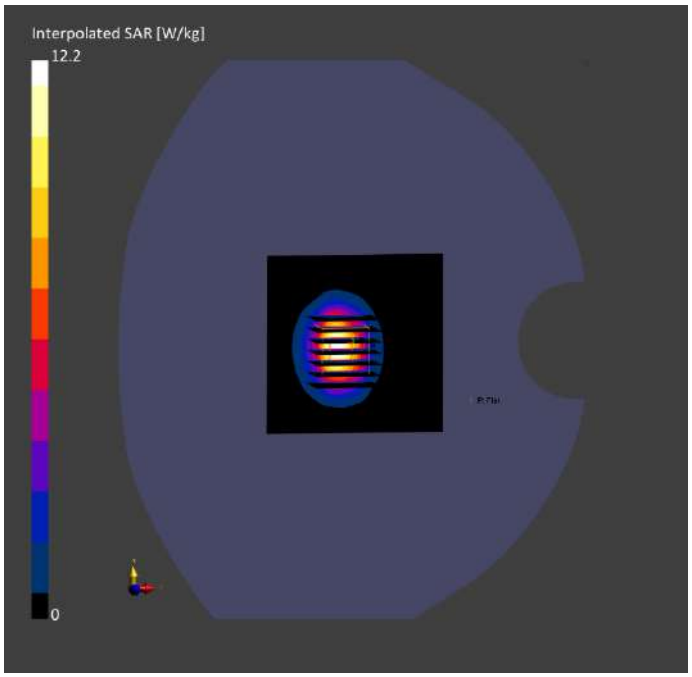
Interpolated SAR [W/kg]
12.2
0

System Performance Check Data (2600MHz)

Device under Test Properties

Model, Manufacturer	Dimensions [mm]	DUT Type
CD2600V3, SPEAG	10.0 x 10.0 x 3.0	Dipole

Exposure Conditions

Phantom Section, TSL	Position, Test Distance [mm]	Band	Group, UID	Frequency [MHz], Channel Number	Conversion Factor	TSL Conductivity [S/m]	TSL Permittivity	Ambient Temperature [℃]	Liquid Temperature [℃]
Flat, HSL		CD2600 V3	CW, 0--	2600.0, 50	7.41	1.91	39.8	22.6	21.7

Hardware Setup

Phantom	TSL, Measured Date	Probe, Calibration Date	DAE, Calibration Date
Twin-SAM V5.0 (30deg probe tilt) - 1859	HBBL-600-10000 2024-03-09	EX3DV4 - SN7607, 2023-07-04	DAE4 Sn878, 2023-03-23

Scan Setup

	Area Scan	Zoom Scan
Grid Extents [mm]	80.0 x 80.0	30.0 x 30.0 x 30.0
Grid Steps [mm]	10.0 x 10.0	5.0 x 5.0 x 1.5
Sensor Surface [mm]	3.0	1.4
Graded Grid	Yes	Yes
Grading Ratio	1.5	1.5
MAIA	N/A	N/A
Surface Detection	VMS + 6p	VMS + 6p
Scan Method	Measured	Measured

Measurement Results

	Area Scan	Zoom Scan
Date	2024-03-09	2024-03-09
psSAR1g [W/kg]	5.73	5.72
psSAR10g [W/kg]	2.54	2.62
Power Drift [dB]	0.00	0.06
Power Scaling	Disabled	Disabled
Scaling Factor [dB]		
TSL Correction	No correction	No correction
M2/M1 [%]		80.2
Dist 3dB Peak [mm]		8.5


Interpolated SAR [W/kg]
12.4
0

System Performance Check Data (2600MHz)

Device under Test Properties

Model, Manufacturer	Dimensions [mm]	DUT Type
CD2600V3, SPEAG	10.0 x 10.0 x 3.0	Dipole

Exposure Conditions

Phantom Section, TSL	Position, Test Distance [mm]	Band	Group, UID	Frequency [MHz], Channel Number	Conversion Factor	TSL Conductivity [S/m]	TSL Permittivity	Ambient Temperature [℃]	Liquid Temperature [℃]
Flat, HSL		CD2600 V3	CW, 0--	2600.0, 50	7.41	2.00	38.9	22.1	21.4

Hardware Setup

Phantom	TSL, Measured Date	Probe, Calibration Date	DAE, Calibration Date
Twin-SAM V5.0 (30deg probe tilt) - 1859	HBBL-600-10000 2024-03-10	EX3DV4 - SN7607, 2023-07-04	DAE4 Sn878, 2023-03-23

Scan Setup

	Area Scan	Zoom Scan
Grid Extents [mm]	80.0 x 80.0	30.0 x 30.0 x 30.0
Grid Steps [mm]	10.0 x 10.0	5.0 x 5.0 x 1.5
Sensor Surface [mm]	3.0	1.4
Graded Grid	Yes	Yes
Grading Ratio	1.5	1.5
MAIA	N/A	N/A
Surface Detection	VMS + 6p	VMS + 6p
Scan Method	Measured	Measured

Measurement Results

	Area Scan	Zoom Scan
Date	2024-03-10	2024-03-10
psSAR1g [W/kg]	5.78	5.85
psSAR10g [W/kg]	2.57	2.56
Power Drift [dB]	0.01	0.01
Power Scaling	Disabled	Disabled
Scaling Factor [dB]		
TSL Correction	No correction	No correction
M2/M1 [%]		79.3
Dist 3dB Peak [mm]		9.4

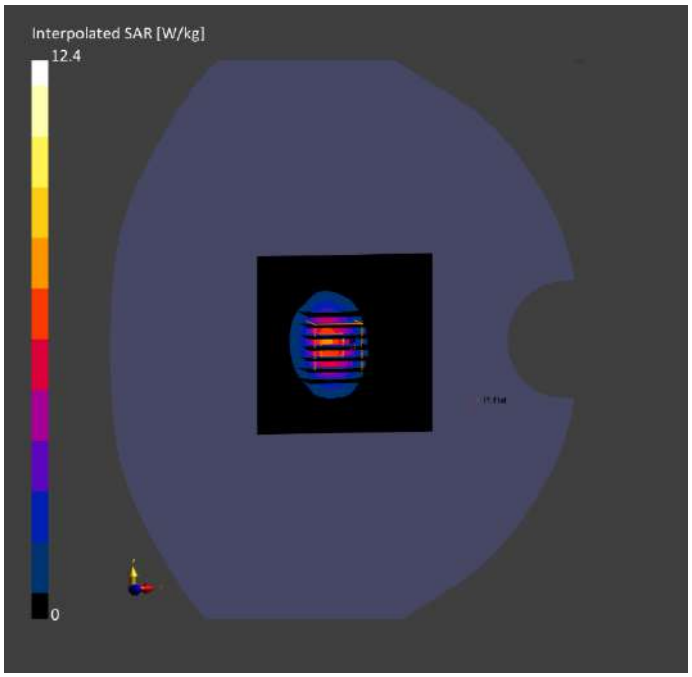
Interpolated SAR [W/kg]
12.4
0

System Performance Check Data (2600MHz)

Device under Test Properties

Model, Manufacturer	Dimensions [mm]	DUT Type
CD2600V3, SPEAG	10.0 x 10.0 x 3.0	Dipole

Exposure Conditions

Phantom Section, TSL	Position, Test Distance [mm]	Band	Group, UID	Frequency [MHz], Channel Number	Conversion Factor	TSL Conductivity [S/m]	TSL Permittivity	Ambient Temperature [℃]	Liquid Temperature [℃]
Flat, HSL		CD2600 V3	CW, 0--	2600.0, 50	7.41	1.93	40.0	22.4	21.7

Hardware Setup

Phantom	TSL, Measured Date	Probe, Calibration Date	DAE, Calibration Date
Twin-SAM V5.0 (30deg probe tilt) - 1859	HBBL-600-10000 2024-03-11	EX3DV4 - SN7607, 2023-07-04	DAE4 Sn878, 2023-03-23

Scan Setup

	Area Scan	Zoom Scan
Grid Extents [mm]	80.0 x 80.0	30.0 x 30.0 x 30.0
Grid Steps [mm]	10.0 x 10.0	5.0 x 5.0 x 1.5
Sensor Surface [mm]	3.0	1.4
Graded Grid	Yes	Yes
Grading Ratio	1.5	1.5
MAIA	N/A	N/A
Surface Detection	VMS + 6p	VMS + 6p
Scan Method	Measured	Measured

Measurement Results

	Area Scan	Zoom Scan
Date	2024-03-11	2024-03-11
psSAR1g [W/kg]	5.77	5.86
psSAR10g [W/kg]	2.49	2.56
Power Drift [dB]	0.12	-0.14
Power Scaling	Disabled	Disabled
Scaling Factor [dB]		
TSL Correction	No correction	No correction
M2/M1 [%]		80.5
Dist 3dB Peak [mm]		9.4

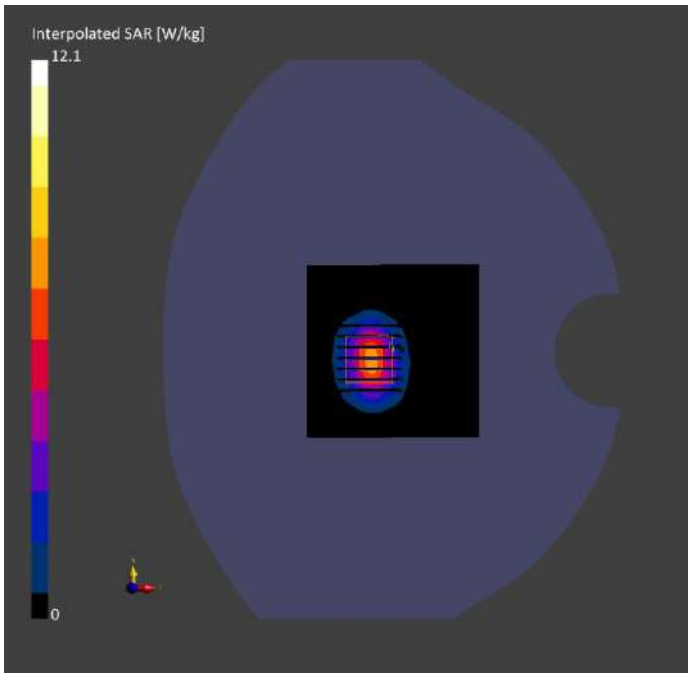
Interpolated SAR [W/kg]
12.1
0

System Performance Check Data (2600MHz)

Device under Test Properties

Model, Manufacturer	Dimensions [mm]	DUT Type
CD2600V3, SPEAG	10.0 x 10.0 x 3.0	Dipole

Exposure Conditions

Phantom Section, TSL	Position, Test Distance [mm]	Band	Group, UID	Frequency [MHz], Channel Number	Conversion Factor	TSL Conductivity [S/m]	TSL Permittivity	Ambient Temperature [℃]	Liquid Temperature [℃]
Flat, HSL		CD2600 V3	CW, 0--	2600.0, 50	7.41	1.95	39.8	22.5	21.6

Hardware Setup

Phantom	TSL, Measured Date	Probe, Calibration Date	DAE, Calibration Date
Twin-SAM V5.0 (30deg probe tilt) - 1859	HBBL-600-10000 2024-03-12	EX3DV4 - SN7607, 2023-07-04	DAE4 Sn878, 2023-03-23

Scan Setup

	Area Scan	Zoom Scan
Grid Extents [mm]	80.0 x 80.0	30.0 x 30.0 x 30.0
Grid Steps [mm]	10.0 x 10.0	5.0 x 5.0 x 1.5
Sensor Surface [mm]	3.0	1.4
Graded Grid	Yes	Yes
Grading Ratio	1.5	1.5
MAIA	N/A	N/A
Surface Detection	VMS + 6p	VMS + 6p
Scan Method	Measured	Measured

Measurement Results

	Area Scan	Zoom Scan
Date	2024-03-12	2024-03-12
psSAR1g [W/kg]	5.78	5.85
psSAR10g [W/kg]	2.67	2.54
Power Drift [dB]	0.00	0.13
Power Scaling	Disabled	Disabled
Scaling Factor [dB]		
TSL Correction	No correction	No correction
M2/M1 [%]		79.7
Dist 3dB Peak [mm]		8.4

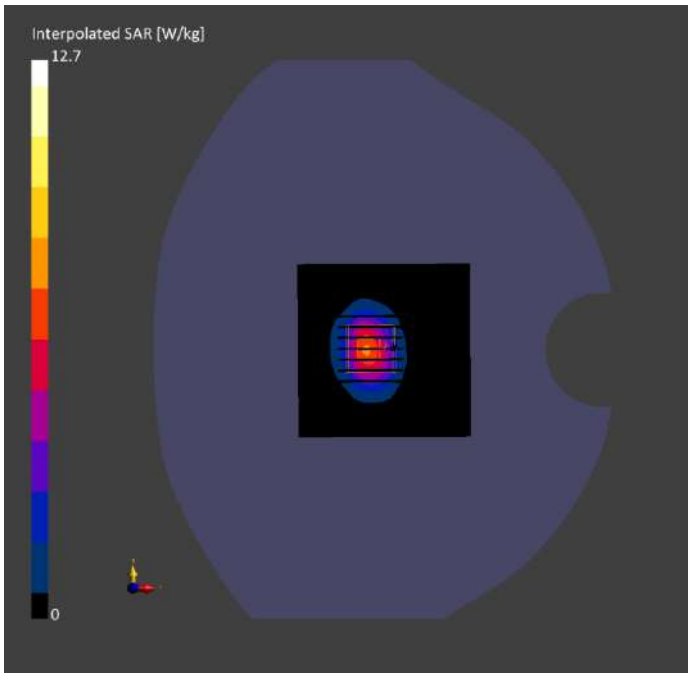
Interpolated SAR [W/kg]
12.7
0

System Performance Check Data (2600MHz)

Device under Test Properties

Model, Manufacturer	Dimensions [mm]	DUT Type
CD2600V3, SPEAG	10.0 x 10.0 x 3.0	Dipole

Exposure Conditions

Phantom Section, TSL	Position, Test Distance [mm]	Band	Group, UID	Frequency [MHz], Channel Number	Conversion Factor	TSL Conductivity [S/m]	TSL Permittivity	Ambient Temperature [℃]	Liquid Temperature [℃]
Flat, HSL		CD2600 V3	CW, 0--	2600.0, 50	7.41	2.00	39.5	22.2	21.7

Hardware Setup

Phantom	TSL, Measured Date	Probe, Calibration Date	DAE, Calibration Date
Twin-SAM V5.0 (30deg probe tilt) - 1859	HBBL-600-10000 2024-03-13	EX3DV4 - SN7607, 2023-07-04	DAE4 Sn878, 2023-03-23

Scan Setup

	Area Scan	Zoom Scan
Grid Extents [mm]	80.0 x 80.0	30.0 x 30.0 x 30.0
Grid Steps [mm]	10.0 x 10.0	5.0 x 5.0 x 1.5
Sensor Surface [mm]	3.0	1.4
Graded Grid	Yes	Yes
Grading Ratio	1.5	1.5
MAIA	N/A	N/A
Surface Detection	VMS + 6p	VMS + 6p
Scan Method	Measured	Measured

Measurement Results

	Area Scan	Zoom Scan
Date	2024-03-13	2024-03-13
psSAR1g [W/kg]	5.83	5.73
psSAR10g [W/kg]	2.73	2.46
Power Drift [dB]	0.01	0.03
Power Scaling	Disabled	Disabled
Scaling Factor [dB]		
TSL Correction	No correction	No correction
M2/M1 [%]		80.4
Dist 3dB Peak [mm]		9.7

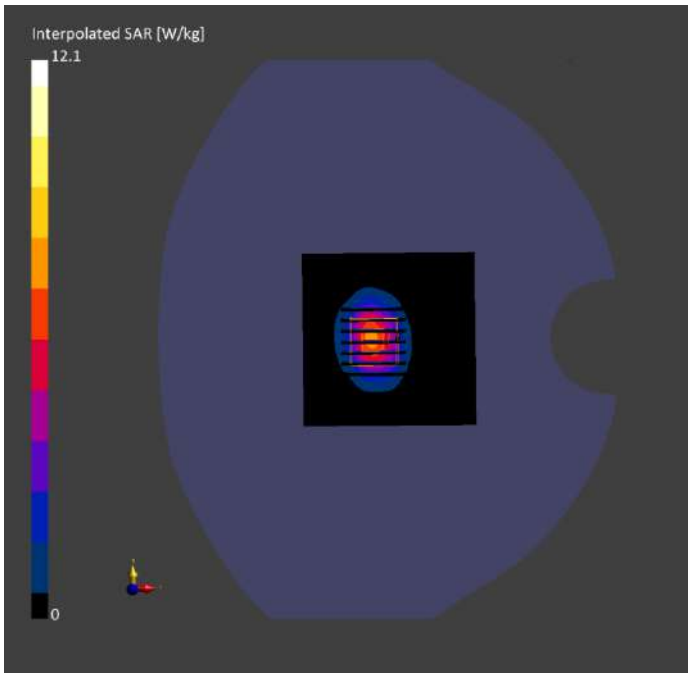
Interpolated SAR [W/kg]
12.1
0

System Performance Check Data (2600MHz)

Device under Test Properties

Model, Manufacturer	Dimensions [mm]	DUT Type
CD2600V2, SPEAG	10.0 x 10.0 x 3.0	Dipole

Exposure Conditions

Phantom Section, TSL	Position, Test Distance [mm]	Band	Group, UID	Frequency [MHz], Channel Number	Conversion Factor	TSL Conductivity [S/m]	TSL Permittivity	Ambient Temperature [℃]	Liquid Temperature [℃]
Flat, HSL		CD2600V2	CW, 0--	2600.0, 50	7.41	1.99	39.3	22.1	21.6

Hardware Setup

Phantom	TSL, Measured Date	Probe, Calibration Date	DAE, Calibration Date
Twin-SAM V5.0 (30deg probe tilt) - 1859	HBBL-600-10000 2024-03-14	EX3DV4 - SN7607, 2023-07-04	DAE4 Sn878, 2023-03-23

Scan Setup

	Area Scan	Zoom Scan
Grid Extents [mm]	80.0 x 80.0	30.0 x 30.0 x 30.0
Grid Steps [mm]	10.0 x 10.0	5.0 x 5.0 x 1.5
Sensor Surface [mm]	3.0	1.4
Graded Grid	Yes	Yes
Grading Ratio	1.5	1.5
MAIA	N/A	N/A
Surface Detection	VMS + 6p	VMS + 6p
Scan Method	Measured	Measured

Measurement Results

	Area Scan	Zoom Scan
Date	2024-03-14	2024-03-14
psSAR1g [W/kg]	5.68	5.73
psSAR10g [W/kg]	2.39	2.41
Power Drift [dB]	-0.07	-0.06
Power Scaling	Disabled	Disabled
Scaling Factor [dB]		
TSL Correction	No correction	No correction
M2/M1 [%]		81.8
Dist 3dB Peak [mm]		10.3

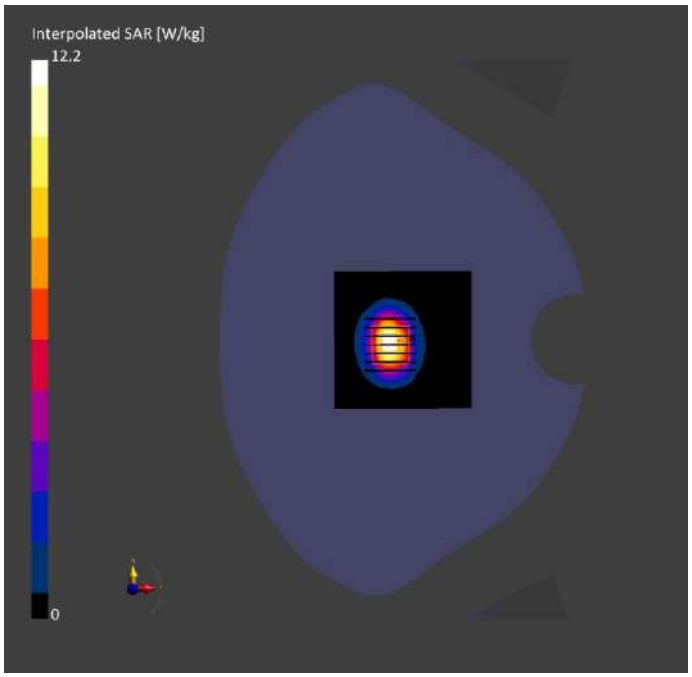
Interpolated SAR [W/kg]
12.2
0

System Performance Check Data (2600MHz)

Device under Test Properties

Model, Manufacturer	Dimensions [mm]	DUT Type
CD2600V2, SPEAG	10.0 x 10.0 x 3.0	Dipole

Exposure Conditions

Phantom Section, TSL	Position, Test Distance [mm]	Band	Group, UID	Frequency [MHz], Channel Number	Conversion Factor	TSL Conductivity [S/m]	TSL Permittivity	Ambient Temperature [℃]	Liquid Temperature [℃]
Flat, HSL		CD2600V2	CW, 0--	2600.0, 50	7.41	1.92	40.0	22.3	21.6

Hardware Setup

Phantom	TSL, Measured Date	Probe, Calibration Date	DAE, Calibration Date
Twin-SAM V5.0 (30deg probe tilt) - 1859	HBBL-600-10000 2024-03-15	EX3DV4 - SN7607, 2023-07-04	DAE4 Sn878, 2023-03-23

Scan Setup

	Area Scan	Zoom Scan
Grid Extents [mm]	80.0 x 80.0	30.0 x 30.0 x 30.0
Grid Steps [mm]	10.0 x 10.0	5.0 x 5.0 x 1.5
Sensor Surface [mm]	3.0	1.4
Graded Grid	Yes	Yes
Grading Ratio	1.5	1.5
MAIA	N/A	N/A
Surface Detection	VMS + 6p	VMS + 6p
Scan Method	Measured	Measured

Measurement Results

	Area Scan	Zoom Scan
Date	2024-03-15	2024-03-15
psSAR1g [W/kg]	5.85	5.93
psSAR10g [W/kg]	2.49	2.52
Power Drift [dB]	0.11	0.13
Power Scaling	Disabled	Disabled
Scaling Factor [dB]		
TSL Correction	No correction	No correction
M2/M1 [%]		82.3
Dist 3dB Peak [mm]		9.8

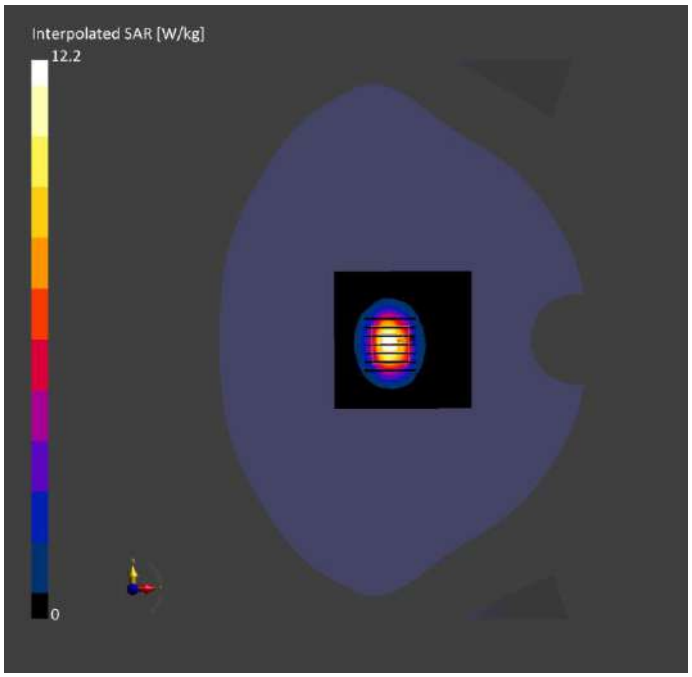
Interpolated SAR [W/kg]
12.2
0

System Performance Check Data (2600MHz)

Device under Test Properties

Model, Manufacturer	Dimensions [mm]	DUT Type
CD2600V3, SPEAG	10.0 x 10.0 x 3.0	Dipole

Exposure Conditions

Phantom Section, TSL	Position, Test Distance [mm]	Band	Group, UID	Frequency [MHz], Channel Number	Conversion Factor	TSL Conductivity [S/m]	TSL Permittivity	Ambient Temperature [℃]	Liquid Temperature [℃]
Flat, HSL		CD2600 V3	CW, 0--	2600.0, 50	7.41	1.95	38.6	22.3	21.4

Hardware Setup

Phantom	TSL, Measured Date	Probe, Calibration Date	DAE, Calibration Date
Twin-SAM V5.0 (30deg probe tilt) - 1859	HBBL-600-10000 2024-03-16	EX3DV4 - SN7607, 2022-03-04	DAE4 Sn878, 2023-03-23

Scan Setup

	Area Scan	Zoom Scan
Grid Extents [mm]	80.0 x 80.0	30.0 x 30.0 x 30.0
Grid Steps [mm]	10.0 x 10.0	5.0 x 5.0 x 1.5
Sensor Surface [mm]	3.0	1.4
Graded Grid	Yes	Yes
Grading Ratio	1.5	1.5
MAIA	N/A	N/A
Surface Detection	VMS + 6p	VMS + 6p
Scan Method	Measured	Measured

Measurement Results

	Area Scan	Zoom Scan
Date	2024-03-16	2024-03-16
psSAR1g [W/kg]	5.71	5.75
psSAR10g [W/kg]	2.53	2.44
Power Drift [dB]	0.10	-0.13
Power Scaling	Disabled	Disabled
Scaling Factor [dB]		
TSL Correction	No correction	No correction
M2/M1 [%]		81.1
Dist 3dB Peak [mm]		9.9

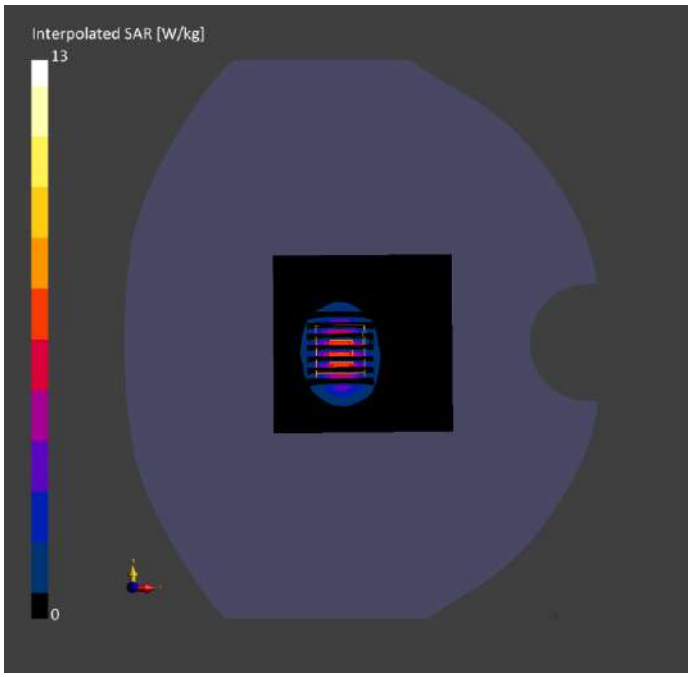
Interpolated SAR [W/kg]
13
0

System Performance Check Data (2600MHz)

Device under Test Properties

Model, Manufacturer	Dimensions [mm]	DUT Type
CD2600V3, SPEAG	10.0 x 10.0 x 3.0	Dipole

Exposure Conditions

Phantom Section, TSL	Position, Test Distance [mm]	Band	Group, UID	Frequency [MHz], Channel Number	Conversion Factor	TSL Conductivity [S/m]	TSL Permittivity	Ambient Temperature [℃]	Liquid Temperature [℃]
Flat, HSL		CD2600 V3	CW, 0--	2600.0, 50	7.41	1.93	38.4	22.4	21.5

Hardware Setup

Phantom	TSL, Measured Date	Probe, Calibration Date	DAE, Calibration Date
Twin-SAM V5.0 (30deg probe tilt) - 1859	HBBL-600-10000 2024-03-17	EX3DV4 - SN7607, 2022-03-04	DAE4 Sn878, 2023-03-23

Scan Setup

	Area Scan	Zoom Scan
Grid Extents [mm]	80.0 x 80.0	30.0 x 30.0 x 30.0
Grid Steps [mm]	10.0 x 10.0	5.0 x 5.0 x 1.5
Sensor Surface [mm]	3.0	1.4
Graded Grid	Yes	Yes
Grading Ratio	1.5	1.5
MAIA	N/A	N/A
Surface Detection	VMS + 6p	VMS + 6p
Scan Method	Measured	Measured

Measurement Results

	Area Scan	Zoom Scan
Date	2024-03-17	2024-03-17
psSAR1g [W/kg]	5.90	5.99
psSAR10g [W/kg]	2.48	2.59
Power Drift [dB]	-0.10	-0.13
Power Scaling	Disabled	Disabled
Scaling Factor [dB]		
TSL Correction	No correction	No correction
M2/M1 [%]		80.5
Dist 3dB Peak [mm]		9.4

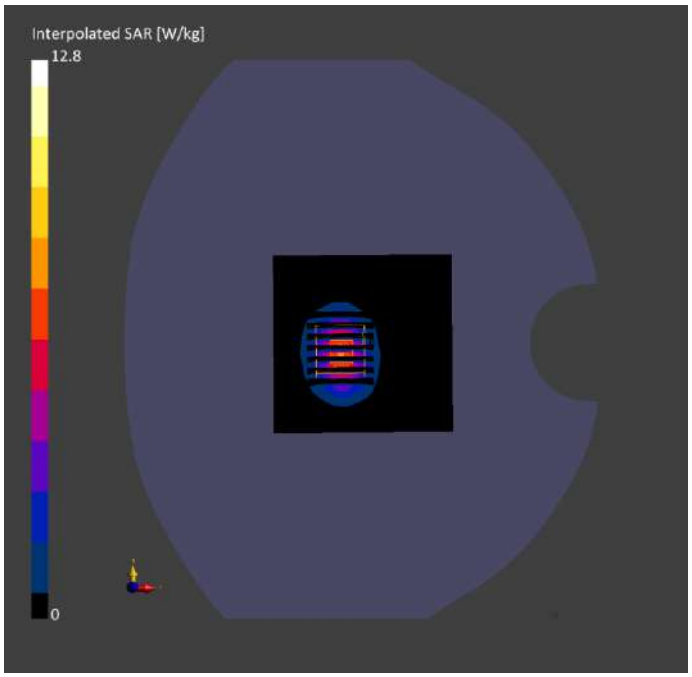
Interpolated SAR [W/kg]
12.8
0

System Performance Check Data (2600MHz)

Device under Test Properties

Model, Manufacturer	Dimensions [mm]	DUT Type
CD2600V3, SPEAG	10.0 x 10.0 x 3.0	Dipole

Exposure Conditions

Phantom Section, TSL	Position, Test Distance [mm]	Band	Group, UID	Frequency [MHz], Channel Number	Conversion Factor	TSL Conductivity [S/m]	TSL Permittivity	Ambient Temperature [℃]	Liquid Temperature [℃]
Flat, HSL		CD2600 V3	CW, 0--	2600.0, 50	7.41	1.96	38.6	22.3	21.5

Hardware Setup

Phantom	TSL, Measured Date	Probe, Calibration Date	DAE, Calibration Date
Twin-SAM V5.0 (30deg probe tilt) - 1859	HBBL-600-10000 2024-03-18	EX3DV4 - SN7607, 2022-03-04	DAE4 Sn878, 2023-03-23

Scan Setup

	Area Scan	Zoom Scan
Grid Extents [mm]	80.0 x 80.0	30.0 x 30.0 x 30.0
Grid Steps [mm]	10.0 x 10.0	5.0 x 5.0 x 1.5
Sensor Surface [mm]	3.0	1.4
Graded Grid	Yes	Yes
Grading Ratio	1.5	1.5
MAIA	N/A	N/A
Surface Detection	VMS + 6p	VMS + 6p
Scan Method	Measured	Measured

Measurement Results

	Area Scan	Zoom Scan
Date	2024-03-18	2024-03-18
psSAR1g [W/kg]	5.80	5.91
psSAR10g [W/kg]	2.49	2.57
Power Drift [dB]	0.06	0.07
Power Scaling	Disabled	Disabled
Scaling Factor [dB]		
TSL Correction	No correction	No correction
M2/M1 [%]		80.6
Dist 3dB Peak [mm]		9.0

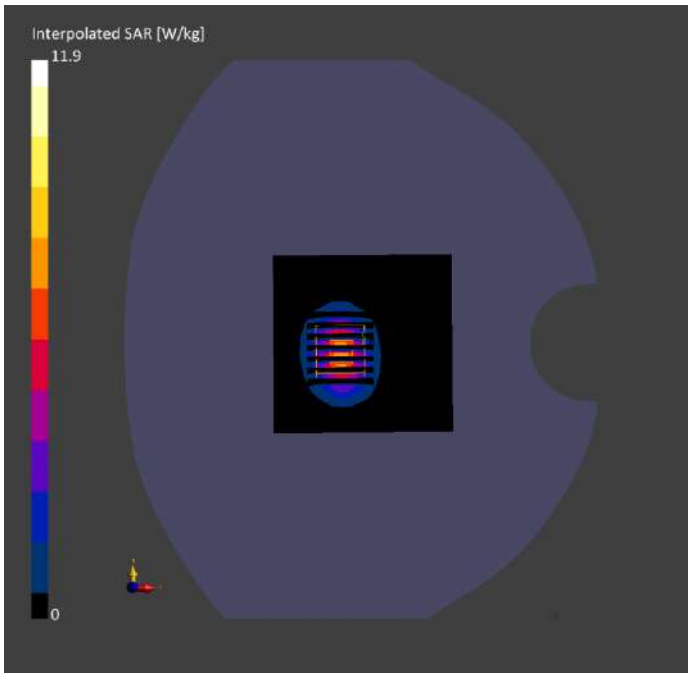
Interpolated SAR [W/kg]
11.9
0

System Performance Check Data (2600MHz)

Device under Test Properties

Model, Manufacturer	Dimensions [mm]	DUT Type
CD2600V3, SPEAG	10.0 x 10.0 x 3.0	Dipole

Exposure Conditions

Phantom Section, TSL	Position, Test Distance [mm]	Band	Group, UID	Frequency [MHz], Channel Number	Conversion Factor	TSL Conductivity [S/m]	TSL Permittivity	Ambient Temperature [℃]	Liquid Temperature [℃]
Flat, HSL		CD2600 V3	CW, 0--	2600.0, 50	7.41	1.98	39.3	22.3	21.5

Hardware Setup

Phantom	TSL, Measured Date	Probe, Calibration Date	DAE, Calibration Date
Twin-SAM V5.0 (30deg probe tilt) - 1859	HBBL-600-10000 2024-03-19	EX3DV4 - SN7607, 2022-03-04	DAE4 Sn878, 2023-03-23

Scan Setup

	Area Scan	Zoom Scan
Grid Extents [mm]	80.0 x 80.0	30.0 x 30.0 x 30.0
Grid Steps [mm]	10.0 x 10.0	5.0 x 5.0 x 1.5
Sensor Surface [mm]	3.0	1.4
Graded Grid	Yes	Yes
Grading Ratio	1.5	1.5
MAIA	N/A	N/A
Surface Detection	VMS + 6p	VMS + 6p
Scan Method	Measured	Measured

Measurement Results

	Area Scan	Zoom Scan
Date	2024-03-19	2024-03-19
psSAR1g [W/kg]	5.88	5.83
psSAR10g [W/kg]	2.66	2.64
Power Drift [dB]	-0.04	-0.02
Power Scaling	Disabled	Disabled
Scaling Factor [dB]		
TSL Correction	No correction	No correction
M2/M1 [%]		80.5
Dist 3dB Peak [mm]		9.5

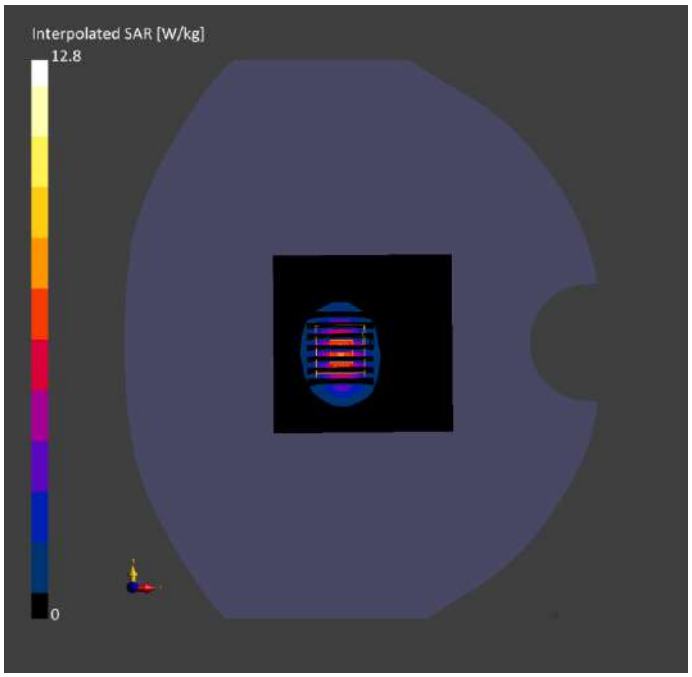
Interpolated SAR [W/kg]
12.8
0

System Performance Check Data (5250MHz)

Device under Test Properties

Model, Manufacturer	Dimensions [mm]	DUT Type
D5GHZV2, SPEAG	10.0 x 10.0 x 3.0	Dipole

Exposure Conditions

Phantom Section, TSL	Position, Test Distance [mm]	Band	Group, UID	Frequency [MHz], Channel Number	Conversion Factor	TSL Conductivity [S/m]	TSL Permittivity	Ambient Temperature [℃]	Liquid Temperature [℃]
Flat, HSL		Validation band	CW, 0--	5250.0, 5250	5.41	4.77	35.5	22.6	21.9

Hardware Setup

Phantom	TSL, Measured Date	Probe, Calibration Date	DAE, Calibration Date
Twin-SAM V5.0 (30deg probe tilt) - 1859	HBBL-600-10000 2024-03-20	EX3DV4 - SN7607, 2023-07-04	DAE4 Sn878, 2023-03-23

Scan Setup

	Area Scan	Zoom Scan
Grid Extents [mm]	80.0 x 80.0	22.0 x 22.0 x 22.0
Grid Steps [mm]	10.0 x 10.0	4.0 x 4.0 x 1.4
Sensor Surface [mm]	3.0	1.4
Graded Grid	Yes	Yes
Grading Ratio	1.5	1.4
MAIA	N/A	N/A
Surface Detection	VMS + 6p	VMS + 6p
Scan Method	Measured	Measured

Measurement Results

	Area Scan	Zoom Scan
Date	2024-03-20	2024-03-20
psSAR1g [W/kg]	7.92	7.71
psSAR10g [W/kg]	2.17	2.11
Power Drift [dB]	0.12	0.02
Power Scaling	Disabled	Disabled
Scaling Factor [dB]		
TSL Correction	No correction	No correction
M2/M1 [%]		74.5
Dist 3dB Peak [mm]		7.8


Interpolated SAR [W/kg]
30
0

System Performance Check Data (5600MHz)

Device under Test Properties

Model, Manufacturer	Dimensions [mm]	DUT Type
D5GHZV2, SPEAG	**10.0 x 10.0 x 3.0**	**Dipole**

Exposure Conditions

Phantom Section, TSL	Position, Test Distance [mm]	Band	Group, UID	Frequency [MHz], Channel Number	Conversion Factor	TSL Conductivity [S/m]	TSL Permittivity	Ambient Temperature [℃]	Liquid Temperature [℃]
Flat, HSL		**Validation band**	**CW, 0--**	**5600.0, 5600**	**4.58**	**4.99**	**35.6**	**22.5**	**21.8**

Hardware Setup

Phantom	TSL, Measured Date	Probe, Calibration Date	DAE, Calibration Date
Twin-SAM V5.0 (30deg probe tilt) - 1859	**HBBL-600-10000 2024-03-21**	**EX3DV4 - SN7607, 2023-07-04**	**DAE4 Sn878, 2023-03-23**

Scan Setup

	Area Scan	Zoom Scan
Grid Extents [mm]	80.0 x 80.0	22.0 x 22.0 x 22.0
Grid Steps [mm]	10.0 x 10.0	4.0 x 4.0 x 1.4
Sensor Surface [mm]	3.0	1.4
Graded Grid	Yes	Yes
Grading Ratio	1.5	1.4
MAIA	N/A	N/A
Surface Detection	VMS + 6p	VMS + 6p
Scan Method	Measured	Measured

Measurement Results

	Area Scan	Zoom Scan
Date	2024-03-21	2024-03-21
psSAR1g [W/kg]	7.86	7.72
psSAR10g [W/kg]	2.28	2.21
Power Drift [dB]	0.05	0.17
Power Scaling	Disabled	Disabled
Scaling Factor [dB]		
TSL Correction	No correction	No correction
M2/M1 [%]		69.8
Dist 3dB Peak [mm]		7.9


Interpolated SAR [W/kg]
32.3
0

System Performance Check Data (5750MHz)

Device under Test Properties

Model, Manufacturer	Dimensions [mm]	DUT Type
D5GHZV2, SPEAG	10.0 x 10.0 x 3.0	Dipole

Exposure Conditions

Phantom Section, TSL	Position, Test Distance [mm]	Band	Group, UID	Frequency [MHz], Channel Number	Conversion Factor	TSL Conductivity [S/m]	TSL Permittivity	Ambient Temperature [℃]	Liquid Temperature [℃]
Flat, HSL		Validation band	CW, 0--	5750.0, 5750	4.78	5.07	35.8	22.7	21.8

Hardware Setup

Phantom	TSL, Measured Date	Probe, Calibration Date	DAE, Calibration Date
Twin-SAM V5.0 (30deg probe tilt) - 1859	HBBL-600-10000 2024-03-22	EX3DV4 - SN7607, 2023-07-04	DAE4 Sn878, 2023-03-23

Scan Setup

	Area Scan	Zoom Scan
Grid Extents [mm]	80.0 x 80.0	22.0 x 22.0 x 22.0
Grid Steps [mm]	10.0 x 10.0	4.0 x 4.0 x 1.4
Sensor Surface [mm]	3.0	1.4
Graded Grid	Yes	Yes
Grading Ratio	1.5	1.4
MAIA	N/A	N/A
Surface Detection	VMS + 6p	VMS + 6p
Scan Method	Measured	Measured

Measurement Results

	Area Scan	Zoom Scan
Date	2024-03-22	2024-03-22
psSAR1g [W/kg]	7.98	7.93
psSAR10g [W/kg]	2.34	2.26
Power Drift [dB]	0.02	0.08
Power Scaling	Disabled	Disabled
Scaling Factor [dB]		
TSL Correction	No correction	No correction
M2/M1 [%]		68.5
Dist 3dB Peak [mm]		8.1


Interpolated SAR [W/kg]
32.6
0

System Performance Check Data (2600MHz)

Device under Test Properties

Model, Manufacturer	Dimensions [mm]	DUT Type
CD2600V2, SPEAG	10.0 x 10.0 x 3.0	Dipole

Exposure Conditions

Phantom Section, TSL	Position, Test Distance [mm]	Band	Group, UID	Frequency [MHz], Channel Number	Conversion Factor	TSL Conductivity [S/m]	TSL Permittivity	Ambient Temperature [℃]	Liquid Temperature [℃]
Flat, HSL		CD2600V2	CW, 0--	2600.0, 50	7.41	2.02	38.9	22.3	21.3

Hardware Setup

Phantom	TSL, Measured Date		Probe, Calibration Date	DAE, Calibration Date
Twin-SAM V5.0 (30deg probe tilt) - 1859	HBBL-600-10000	2024-04-10	EX3DV4 - SN7607, 2023-07-04	DAE4 Sn1710, 2024-01-03

Scan Setup

	Area Scan	Zoom Scan
Grid Extents [mm]	80.0 x 80.0	30.0 x 30.0 x 30.0
Grid Steps [mm]	10.0 x 10.0	5.0 x 5.0 x 1.5
Sensor Surface [mm]	3.0	1.4
Graded Grid	Yes	Yes
Grading Ratio	1.5	1.5
MAIA	N/A	N/A
Surface Detection	VMS + 6p	VMS + 6p
Scan Method	Measured	Measured

Measurement Results

	Area Scan	Zoom Scan
Date	2024-04-10	2024-04-10
psSAR1g [W/kg]	5.60	5.68
psSAR10g [W/kg]	2.28	2.54
Power Drift [dB]	-0.02	-0.01
Power Scaling Scaling Factor [dB]	Disabled	Disabled
TSL Correction	No correction	No correction
M2/M1 [%]		81.7
Dist 3dB Peak [mm]		10.2

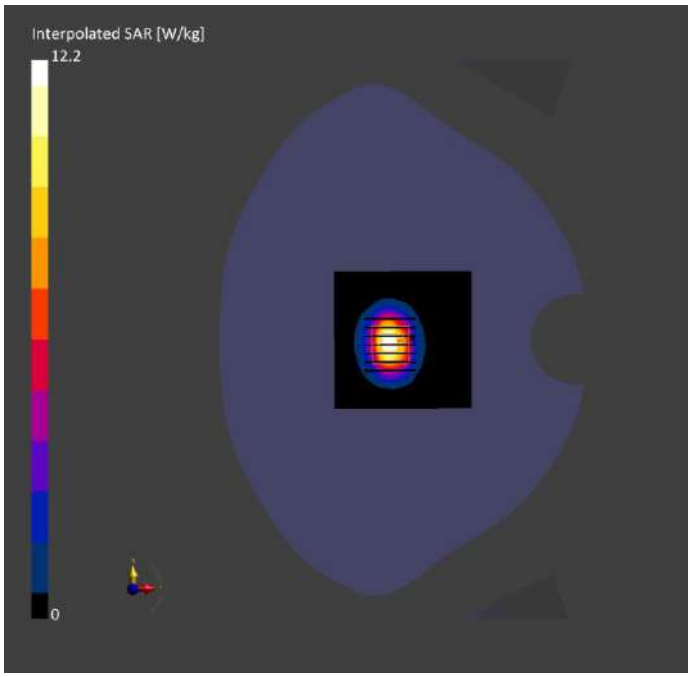
Interpolated SAR [W/kg]
12.2
0

ANNEX C TEST DATA

Meas.1 Left Head with Cheek on Middle Channel in GPRS850 4Slots mode with Antenna 0

Device under Test Properties

Model, Manufacturer	Dimensions [mm]	DUT Type
Device,	165.0 x 75.0 x 8.0	Phone

Exposure Conditions

Phantom Section, TSL	Position, Test Distance [mm]	Band	Group, UID	Frequency [MHz], Channel Number	Conversion Factor	TSL Conductivity [S/m]	TSL Permittivity	Ambient Temperature [℃]	Liquid Temperature [℃]
LeftHead, HSL	CHEEK, 0.00	GSM 850	GSM, 10028-DAC	836.6, 190	9.96	0.905	40.7	22.1	21.8

Hardware Setup

Phantom	TSL, Measured Date	Probe, Calibration Date	DAE, Calibration Date
Twin-SAM V5.0 (30deg probe tilt) - 1859	HBBL-600-10000 2024-02-26	EX3DV4 - SN7607, 2023-07-04	DAE4 Sn878, 2023-03-23

Scan Setup

	Area Scan	Zoom Scan
Grid Extents [mm]	120.0 x 180.0	32.0 x 32.0 x 30.0
Grid Steps [mm]	15.0 x 15.0	8.0 x 8.0 x 5.0
Sensor Surface [mm]	3.0	1.4
Graded Grid	Yes	Yes
Grading Ratio	1.5	1.5
MAIA	N/A	N/A
Surface Detection	VMS + 6p	VMS + 6p
Scan Method	Measured	Measured

Measurement Results

	Area Scan	Zoom Scan
Date	2024-02-26	2024-02-26
psSAR1g [W/kg]	0.216	0.210
psSAR10g [W/kg]	0.147	0.167
Power Drift [dB]	-0.08	-0.12
Power Scaling	Disabled	Disabled
Scaling Factor [dB]		
TSL Correction	No correction	No correction
M2/M1 [%]		84.9
Dist 3dB Peak [mm]		> 16.0

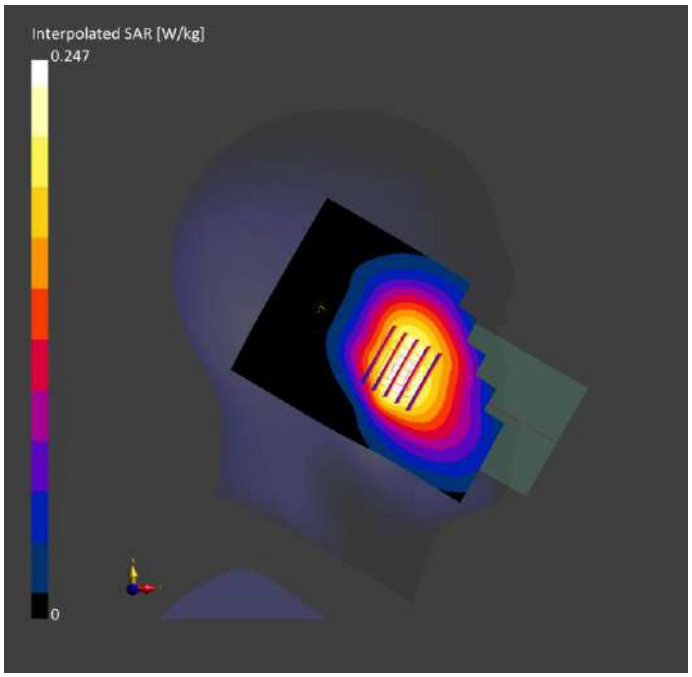
Interpolated SAR [W/kg]
0.247
0

Meas.2 Body Plane with Back Side 15mm on Middle Channel in GPRS850 4Slots mode with Antenna 0

Device under Test Properties

Model, Manufacturer	Dimensions [mm]	DUT Type
Device,	165.0 x 75.0 x 8.0	Phone

Exposure Conditions

Phantom Section, TSL	Position, Test Distance [mm]	Band	Group, UID	Frequency [MHz], Channel Number	Conversion Factor	TSL Conductivity [S/m]	TSL Permittivity	Ambient Temperature [℃]	Liquid Temperature [℃]
Flat, HSL	BACK, 15.00	GSM 850	GSM, 10028-DAC	836.6, 190	9.96	0.905	40.7	22.1	21.8

Hardware Setup

Phantom	TSL, Measured Date	Probe, Calibration Date	DAE, Calibration Date
Twin-SAM V5.0 (30deg probe tilt) - 1859	HBBL-600-10000 2024-02-26	EX3DV4 - SN7607, 2023-07-04	DAE4 Sn878, 2023-03-23

Scan Setup

	Area Scan	Zoom Scan
Grid Extents [mm]	120.0 x 180.0	32.0 x 32.0 x 30.0
Grid Steps [mm]	15.0 x 15.0	8.0 x 8.0 x 5.0
Sensor Surface [mm]	3.0	1.4
Graded Grid	Yes	Yes
Grading Ratio	1.5	1.5
MAIA	N/A	N/A
Surface Detection	VMS + 6p	VMS + 6p
Scan Method	Measured	Measured

Measurement Results

	Area Scan	Zoom Scan
Date	2024-02-26	2024-02-26
psSAR1g [W/kg]	0.160	0.168
psSAR10g [W/kg]	0.113	0.128
Power Drift [dB]	0.03	0.03
Power Scaling	Disabled	Disabled
Scaling Factor [dB]		
TSL Correction	No correction	No correction
M2/M1 [%]		80.0
Dist 3dB Peak [mm]		> 16.0

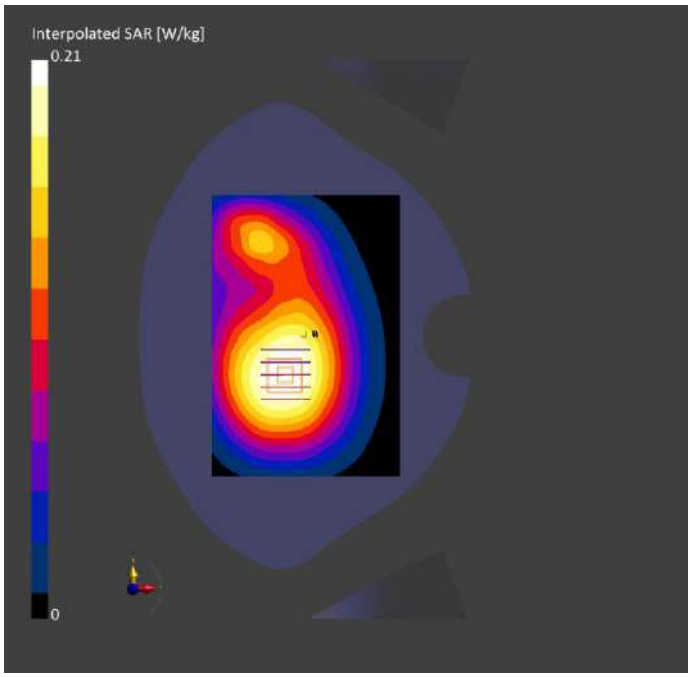
Interpolated SAR [W/kg]
0.21
0

Meas.3 Body Plane with Back Side 10mm on Middle Channel in GPRS850 4Slots mode with Antenna 0

Device under Test Properties

Model, Manufacturer	Dimensions [mm]	DUT Type
Device,	165.0 x 75.0 x 8.0	Phone

Exposure Conditions

Phantom Section, TSL	Position, Test Distance [mm]	Band	Group, UID	Frequency [MHz], Channel Number	Conversion Factor	TSL Conductivity [S/m]	TSL Permittivity	Ambient Temperature [℃]	Liquid Temperature [℃]
Flat, HSL	BACK, 10.00	GSM 850	GSM, 10028-DAC	836.6, 190	9.96	0.905	40.7	22.1	21.8

Hardware Setup

Phantom	TSL, Measured Date	Probe, Calibration Date	DAE, Calibration Date
Twin-SAM V5.0 (30deg probe tilt) - 1859	HBBL-600-10000 2024-02-26	EX3DV4 - SN7607, 2023-07-04	DAE4 Sn878, 2023-03-23

Scan Setup

	Area Scan	Zoom Scan
Grid Extents [mm]	120.0 x 180.0	32.0 x 32.0 x 30.0
Grid Steps [mm]	15.0 x 15.0	8.0 x 8.0 x 5.0
Sensor Surface [mm]	3.0	1.4
Graded Grid	Yes	Yes
Grading Ratio	1.5	1.5
MAIA	N/A	N/A
Surface Detection	VMS + 6p	VMS + 6p
Scan Method	Measured	Measured

Measurement Results

	Area Scan	Zoom Scan
Date	2024-02-26	2024-02-26
psSAR1g [W/kg]	0.238	0.239
psSAR10g [W/kg]	0.155	0.149
Power Drift [dB]	0.18	-0.01
Power Scaling	Disabled	Disabled
Scaling Factor [dB]		
TSL Correction	No correction	No correction
M2/M1 [%]		57.2
Dist 3dB Peak [mm]		16.0

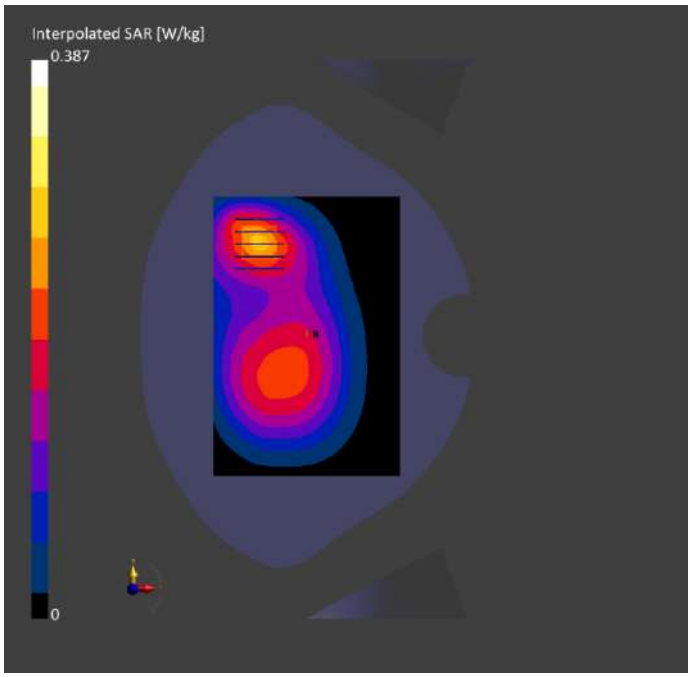
Interpolated SAR [W/kg]
0.387
0

Meas.4 Right Head with Tilt on High Channel in GPRS1900 4Slots mode with Antenna 4

Device under Test Properties

Model, Manufacturer	Dimensions [mm]	DUT Type
Device,	165.0 x 75.0 x 8.0	Phone

Exposure Conditions

Phantom Section, TSL	Position, Test Distance [mm]	Band	Group, UID	Frequency [MHz], Channel Number	Conversion Factor	TSL Conductivity [S/m]	TSL Permittivity	Ambient Temperature [℃]	Liquid Temperature [℃]
RightHead, HSL	CHEEK, 0.00	PCS 1900	GSM, 10028-DAC	1909.8, 810	7.98	1.39	40.0	22.1	21.6

Hardware Setup

Phantom	TSL, Measured Date	Probe, Calibration Date	DAE, Calibration Date
Twin-SAM V5.0 (30deg probe tilt) - 1859	HBBL-600-10000 2024-03-05	EX3DV4 - SN7607, 2023-07-04	DAE4 Sn878, 2023-03-23

Scan Setup

	Area Scan	Zoom Scan
Grid Extents [mm]	120.0 x 210.0	32.0 x 32.0 x 30.0
Grid Steps [mm]	15.0 x 15.0	8.0 x 8.0 x 5.0
Sensor Surface [mm]	3.0	1.4
Graded Grid	Yes	Yes
Grading Ratio	1.5	1.5
MAIA	Y	Y
Surface Detection	VMS + 6p	All points
Scan Method	Measured	Measured

Measurement Results

	Area Scan	Zoom Scan
Date	2024-03-05	2024-03-05
psSAR1g [W/kg]	0.183	0.206
psSAR10g [W/kg]	0.102	0.112
Power Drift [dB]	0.04	-0.03
Power Scaling	Disabled	Disabled
Scaling Factor [dB]		
TSL Correction	No correction	No correction
M2/M1 [%]		54.8
Dist 3dB Peak [mm]		11.3

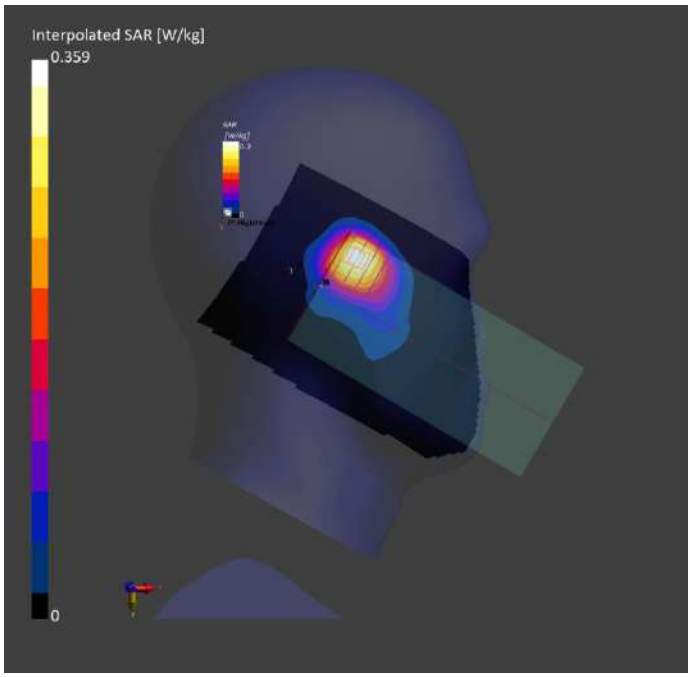
Interpolated SAR [W/kg]
0.359
0

Meas.5 Body Plane with Back Side 15mm on High Channel in GPRS1900 4Slots mode with Antenna 4

Device under Test Properties

Model, Manufacturer	Dimensions [mm]	DUT Type
Device,	165.0 x 75.0 x 8.0	Phone

Exposure Conditions

Phantom Section, TSL	Position, Test Distance [mm]	Band	Group, UID	Frequency [MHz], Channel Number	Conversion Factor	TSL Conductivity [S/m]	TSL Permittivity	Ambient Temperature [℃]	Liquid Temperature [℃]
Flat, HSL	BACK, 15.00	PCS 1900	GSM, 10028-DAC	1909.8, 810	7.98	1.39	40.0	22.1	21.6

Hardware Setup

Phantom	TSL, Measured Date	Probe, Calibration Date	DAE, Calibration Date
Twin-SAM V5.0 (30deg probe tilt) - 1859	HBBL-600-10000 2024-03-05	EX3DV4 - SN7607, 2023-07-04	DAE4 Sn878, 2023-03-23

Scan Setup

	Area Scan	Zoom Scan
Grid Extents [mm]	120.0 x 210.0	32.0 x 32.0 x 30.0
Grid Steps [mm]	15.0 x 15.0	8.0 x 8.0 x 5.0
Sensor Surface [mm]	3.0	1.4
Graded Grid	Yes	Yes
Grading Ratio	1.5	1.5
MAIA	Y	Y
Surface Detection	VMS + 6p	VMS + 6p
Scan Method	Measured	Measured

Measurement Results

	Area Scan	Zoom Scan
Date	2024-03-05	2024-03-05
psSAR1g [W/kg]	0.071	0.075
psSAR10g [W/kg]	0.041	0.044
Power Drift [dB]	-0.02	0.06
Power Scaling	Disabled	Disabled
Scaling Factor [dB]		
TSL Correction	No correction	No correction
M2/M1 [%]		57.3
Dist 3dB Peak [mm]		17.4

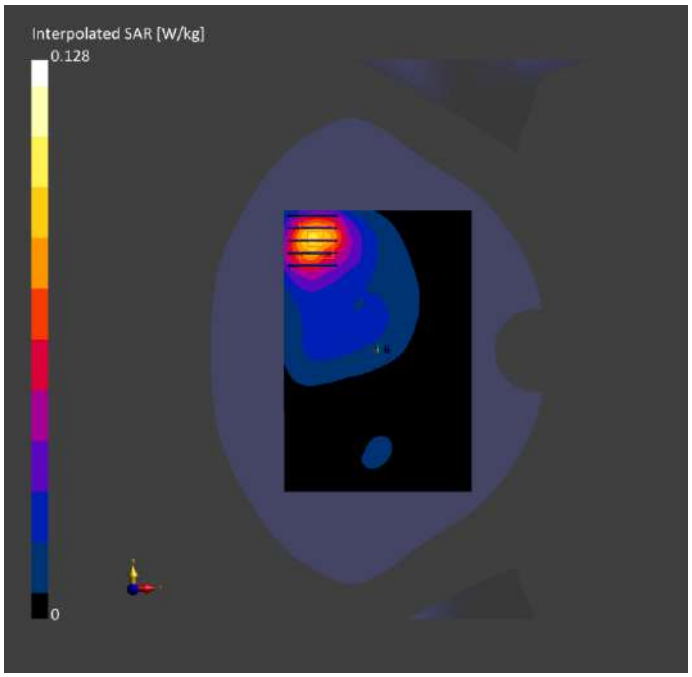
Interpolated SAR [W/kg]
0.128
0

Meas.6 Body Plane with Bottom Edge 10mm on Middle Channel in GPRS1900 4Slots mode with Antenna 0

Device under Test Properties

Model, Manufacturer	Dimensions [mm]	DUT Type
Device,	165.0 x 75.0 x 8.0	Phone

Exposure Conditions

Phantom Section, TSL	Position, Test Distance [mm]	Band	Group, UID	Frequency [MHz], Channel Number	Conversion Factor	TSL Conductivity [S/m]	TSL Permittivity	Ambient Temperature [℃]	Liquid Temperature [℃]
Flat, HSL	EDGE BOTTOM, 10.00	PCS 1900	GSM, 10028-DAC	1880.0, 661	7.98	1.38	40.6	22.1	21.6

Hardware Setup

Phantom	TSL, Measured Date	Probe, Calibration Date	DAE, Calibration Date
Twin-SAM V5.0 (30deg probe tilt) - 1859	HBBL-600-10000 2024-03-05	EX3DV4 - SN7607, 2023-07-04	DAE4 Sn878, 2023-03-23

Scan Setup

	Area Scan	Zoom Scan
Grid Extents [mm]	80.0 x 120.0	32.0 x 32.0 x 30.0
Grid Steps [mm]	8.0 x 15.0	8.0 x 8.0 x 5.0
Sensor Surface [mm]	3.0	1.4
Graded Grid	Yes	Yes
Grading Ratio	1.5	1.5
MAIA	N/A	N/A
Surface Detection	VMS + 6p	VMS + 6p
Scan Method	Measured	Measured

Measurement Results

	Area Scan	Zoom Scan
Date	2024-03-05	2024-03-05
psSAR1g [W/kg]	0.202	0.220
psSAR10g [W/kg]	0.093	0.094
Power Drift [dB]	0.05	-0.02
Power Scaling	Disabled	Disabled
Scaling Factor [dB]		
TSL Correction	No correction	No correction
M2/M1 [%]		40.1
Dist 3dB Peak [mm]		6.4


Interpolated SAR [W/kg]
5.79
0

Meas.7 Right Head with Tilt on High Channel in WCDMA Band2 mode with Antenna 4

Device under Test Properties

Model, Manufacturer	Dimensions [mm]	DUT Type
Device,	165.0 x 75.0 x 8.0	Phone

Exposure Conditions

Phantom Section, TSL	Position, Test Distance [mm]	Band	Group, UID	Frequency [MHz], Channel Number	Conversion Factor	TSL Conductivity [S/m]	TSL Permittivity	Ambient Temperature [℃]	Liquid Temperature [℃]
RightHead, HSL	TILT, 0.00	Band 2	WCDMA, 10011-CAC	1907.6, 9538	7.98	1.39	40.2	22.1	21.6

Hardware Setup

Phantom	TSL, Measured Date	Probe, Calibration Date	DAE, Calibration Date
Twin-SAM V5.0 (30deg probe tilt) - 1859	HBBL-600-10000 2024-03-05	EX3DV4 - SN7607, 2023-07-04	DAE4 Sn878, 2023-03-23

Scan Setup

	Area Scan	Zoom Scan
Grid Extents [mm]	120.0 x 180.0	32.0 x 32.0 x 30.0
Grid Steps [mm]	15.0 x 15.0	8.0 x 8.0 x 5.0
Sensor Surface [mm]	3.0	1.4
Graded Grid	Yes	Yes
Grading Ratio	1.5	1.5
MAIA	Y	N/A
Surface Detection	VMS + 6p	VMS + 6p
Scan Method	Measured	Measured

Measurement Results

	Area Scan	Zoom Scan
Date	2024-03-05	2024-03-05
psSAR1g [W/kg]	0.265	0.297
psSAR10g [W/kg]	0.147	0.156
Power Drift [dB]	0.00	0.02
Power Scaling	Disabled	Disabled
Scaling Factor [dB]		
TSL Correction	No correction	No correction
M2/M1 [%]		58.1
Dist 3dB Peak [mm]		12.2

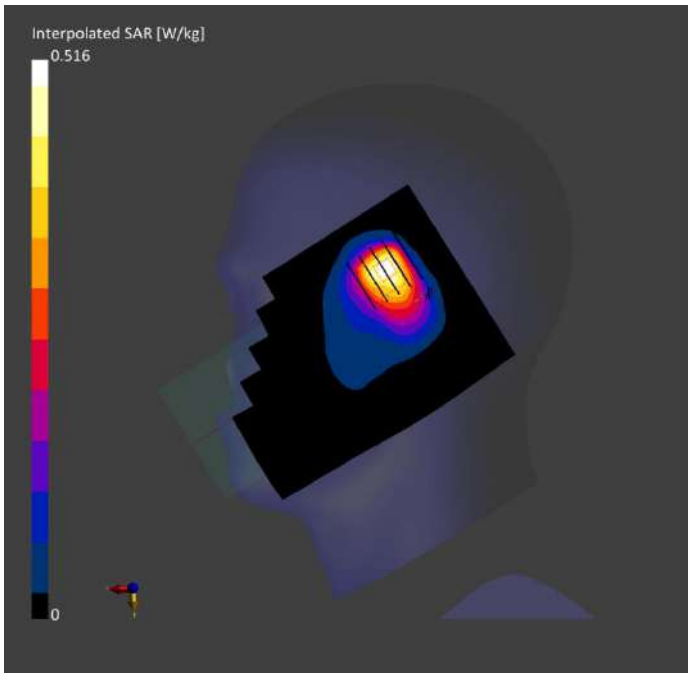
Interpolated SAR [W/kg]
0.516
0

Meas.8 Body Plane with Back Side 15mm on High Channel in WCDMA Band2 mode with Antenna 4

Device under Test Properties

Model, Manufacturer	Dimensions [mm]	DUT Type
Device,	165.0 x 75.0 x 8.0	Phone

Exposure Conditions

Phantom Section, TSL	Position, Test Distance [mm]	Band	Group, UID	Frequency [MHz], Channel Number	Conversion Factor	TSL Conductivity [S/m]	TSL Permittivity	Ambient Temperature [℃]	Liquid Temperature [℃]
Flat, HSL	BACK, 15.00	Band 2	WCDMA, 10011-CAC	1907.6, 9538	7.98	1.39	40.2	22.1	21.6

Hardware Setup

Phantom	TSL, Measured Date	Probe, Calibration Date	DAE, Calibration Date
Twin-SAM V5.0 (30deg probe tilt) - 1859	HBBL-600-10000 2024-03-05	EX3DV4 - SN7607, 2023-07-04	DAE4 Sn878, 2023-03-23

Scan Setup

	Area Scan	Zoom Scan
Grid Extents [mm]	120.0 x 180.0	32.0 x 32.0 x 30.0
Grid Steps [mm]	15.0 x 15.0	8.0 x 8.0 x 5.0
Sensor Surface [mm]	3.0	1.4
Graded Grid	Yes	Yes
Grading Ratio	1.5	1.5
MAIA	Y	N/A
Surface Detection	VMS + 6p	VMS + 6p
Scan Method	Measured	Measured

Measurement Results

	Area Scan	Zoom Scan
Date	2024-03-05	2024-03-05
psSAR1g [W/kg]	0.141	0.146
psSAR10g [W/kg]	0.082	0.086
Power Drift [dB]	0.00	0.03
Power Scaling	Disabled	Disabled
Scaling Factor [dB]		
TSL Correction	No correction	No correction
M2/M1 [%]		60.0
Dist 3dB Peak [mm]		16.0

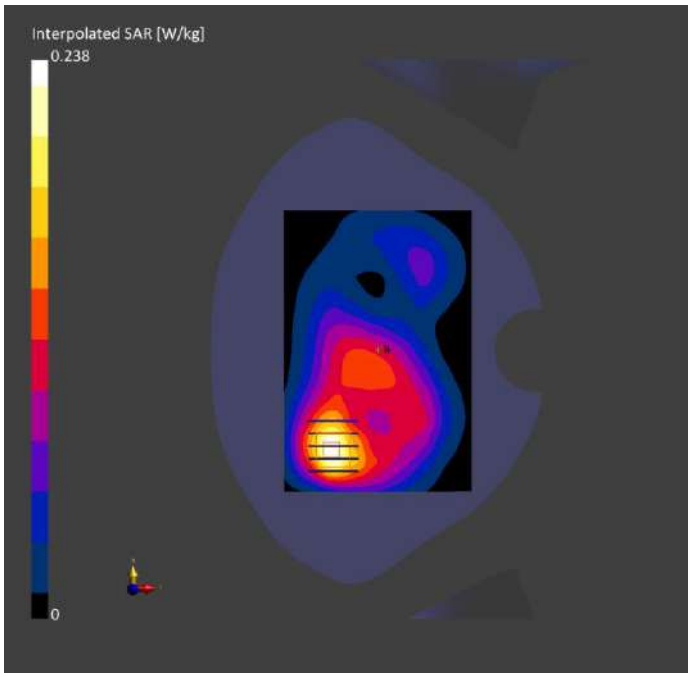
Interpolated SAR [W/kg]
0.238
0

Meas.9 Body Plane with Back Side 10mm on High Channel in WCDMA Band2 mode with Antenna 4

Device under Test Properties

Model, Manufacturer	Dimensions [mm]	DUT Type
Device,	165.0 x 75.0 x 8.0	Phone

Exposure Conditions

Phantom Section, TSL	Position, Test Distance [mm]	Band	Group, UID	Frequency [MHz], Channel Number	Conversion Factor	TSL Conductivity [S/m]	TSL Permittivity	Ambient Temperature [℃]	Liquid Temperature [℃]
Flat, HSL	BACK, 10.00	Band 2	WCDMA, 10011-CAC	1907.6, 9538	7.98	1.39	40.2	22.1	21.6

Hardware Setup

Phantom	TSL, Measured Date	Probe, Calibration Date	DAE, Calibration Date
Twin-SAM V5.0 (30deg probe tilt) - 1859	HBBL-600-10000 2024-03-05	EX3DV4 - SN7607, 2023-07-04	DAE4 Sn878, 2023-03-23

Scan Setup

	Area Scan	Zoom Scan
Grid Extents [mm]	120.0 x 180.0	32.0 x 32.0 x 30.0
Grid Steps [mm]	15.0 x 15.0	8.0 x 8.0 x 5.0
Sensor Surface [mm]	3.0	1.4
Graded Grid	Yes	Yes
Grading Ratio	1.5	1.5
MAIA	N/A	N/A
Surface Detection	VMS + 6p	VMS + 6p
Scan Method	Measured	Measured

Measurement Results

	Area Scan	Zoom Scan
Date	2024-03-05	2024-03-05
psSAR1g [W/kg]	0.242	0.253
psSAR10g [W/kg]	0.138	0.143
Power Drift [dB]	0.00	0.02
Power Scaling	Disabled	Disabled
Scaling Factor [dB]		
TSL Correction	No correction	No correction
M2/M1 [%]		57.5
Dist 3dB Peak [mm]		14.3

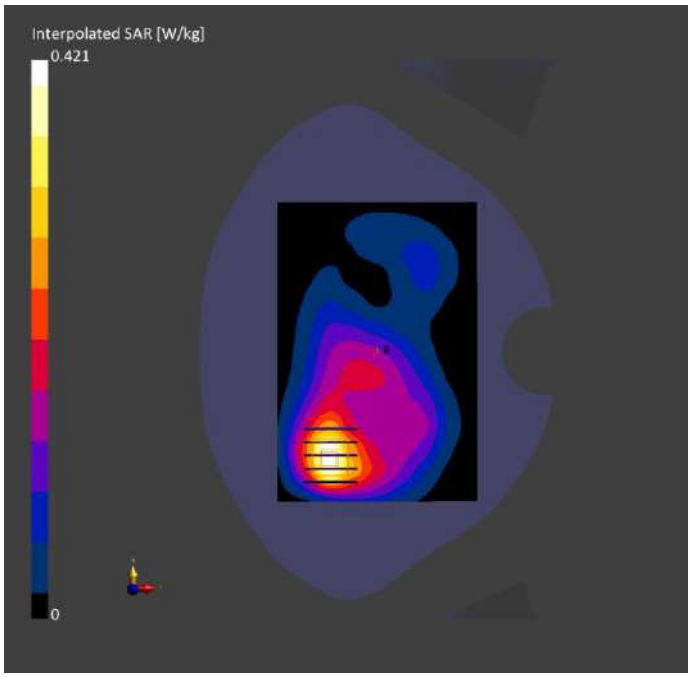
Interpolated SAR [W/kg]
0.421
0

Meas.10 Right Head with Cheek on Middle Channel in WCDMA Band4 mode with Antenna 4

Device under Test Properties

Model, Manufacturer	Dimensions [mm]	DUT Type
Device,	165.0 x 75.0 x 8.0	Phone

Exposure Conditions

Phantom Section, TSL	Position, Test Distance [mm]	Band	Group, UID	Frequency [MHz], Channel Number	Conversion Factor	TSL Conductivity [S/m]	TSL Permittivity	Ambient Temperature [℃]	Liquid Temperature [℃]
RightHead, HSL	CHEEK, 0.00	Band 4	WCDMA, 10011-CAC	1732.4, 1412	8.52	1.36	39.6	22.6	21.8

Hardware Setup

Phantom	TSL, Measured Date	Probe, Calibration Date	DAE, Calibration Date
Twin-SAM V5.0 (30deg probe tilt) - 1859	HBBL-600-10000 2024-03-01	EX3DV4 - SN7607, 2023-07-04	DAE4 Sn878, 2023-03-23

Scan Setup

	Area Scan	Zoom Scan
Grid Extents [mm]	120.0 x 180.0	32.0 x 32.0 x 30.0
Grid Steps [mm]	15.0 x 15.0	8.0 x 8.0 x 5.0
Sensor Surface [mm]	3.0	1.4
Graded Grid	Yes	Yes
Grading Ratio	1.5	1.5
MAIA	N/A	N/A
Surface Detection	VMS + 6p	VMS + 6p
Scan Method	Measured	Measured

Measurement Results

	Area Scan	Zoom Scan
Date	2024-03-01	2024-03-01
psSAR1g [W/kg]	0.474	0.508
psSAR10g [W/kg]	0.264	0.280
Power Drift [dB]	0.00	0.01
Power Scaling	Disabled	Disabled
Scaling Factor [dB]		
TSL Correction	No correction	No correction
M2/M1 [%]		63.7
Dist 3dB Peak [mm]		12.2

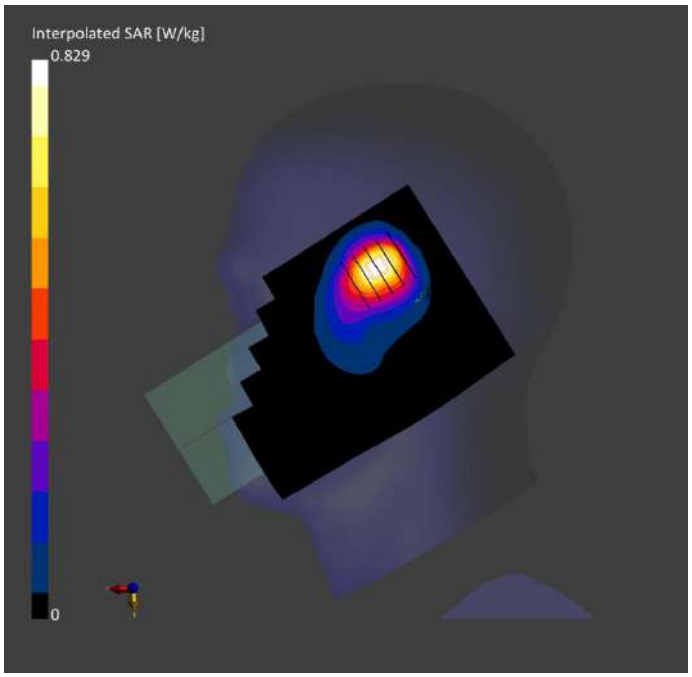
Interpolated SAR [W/kg]
0.829
0

Meas.11 Body Plane with Back Side 15mm on High Channel in WCDMA Band4 mode with Antenna 4

Device under Test Properties

Model, Manufacturer	Dimensions [mm]	DUT Type
Device,	165.0 x 75.0 x 8.0	Phone

Exposure Conditions

Phantom Section, TSL	Position, Test Distance [mm]	Band	Group, UID	Frequency [MHz], Channel Number	Conversion Factor	TSL Conductivity [S/m]	TSL Permittivity	Ambient Temperature [℃]	Liquid Temperature [℃]
Flat, HSL	BACK, 15.00	Band 4	WCDMA, 10011-CAC	1752.6, 1513	8.52	1.38	39.4	22.6	21.8

Hardware Setup

Phantom	TSL, Measured Date	Probe, Calibration Date	DAE, Calibration Date
Twin-SAM V5.0 (30deg probe tilt) - 1859	HBBL-600-10000 2024-03-01	EX3DV4 - SN7607, 2023-07-04	DAE4 Sn878, 2023-03-23

Scan Setup

	Area Scan	Zoom Scan
Grid Extents [mm]	120.0 x 180.0	32.0 x 32.0 x 30.0
Grid Steps [mm]	15.0 x 15.0	8.0 x 8.0 x 5.0
Sensor Surface [mm]	3.0	1.4
Graded Grid	Yes	Yes
Grading Ratio	1.5	1.5
MAIA	N/A	N/A
Surface Detection	VMS + 6p	VMS + 6p
Scan Method	Measured	Measured

Measurement Results

	Area Scan	Zoom Scan
Date	2024-03-01	2024-03-01
psSAR1g [W/kg]	0.159	0.165
psSAR10g [W/kg]	0.095	0.099
Power Drift [dB]	0.03	0.05
Power Scaling	Disabled	Disabled
Scaling Factor [dB]		
TSL Correction	No correction	No correction
M2/M1 [%]		60.0
Dist 3dB Peak [mm]		17.2

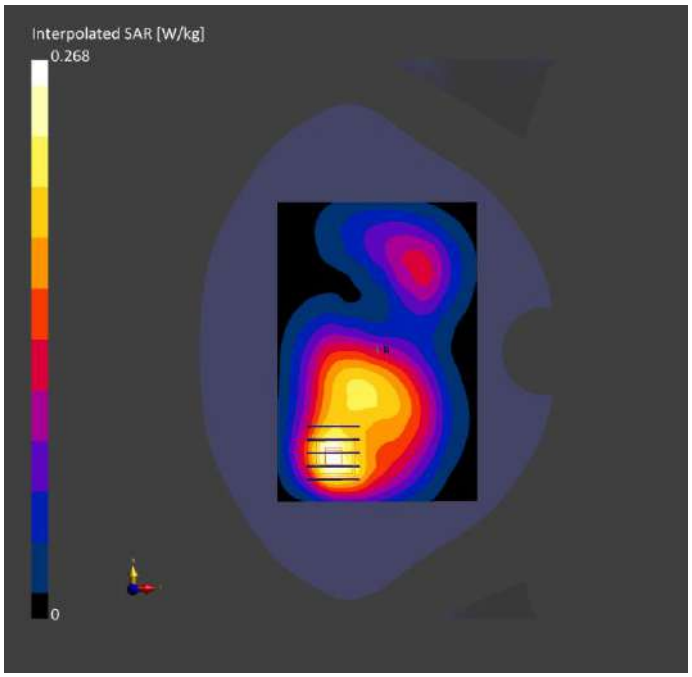
Interpolated SAR [W/kg]
0.268
0

Meas.12 Body Plane with Back Side 10mm on High Channel in WCDMA Band4 mode with Antenna 4

Device under Test Properties

Model, Manufacturer	Dimensions [mm]	DUT Type
Device,	165.0 x 75.0 x 8.0	Phone

Exposure Conditions

Phantom Section, TSL	Position, Test Distance [mm]	Band	Group, UID	Frequency [MHz], Channel Number	Conversion Factor	TSL Conductivity [S/m]	TSL Permittivity	Ambient Temperature [℃]	Liquid Temperature [℃]
Flat, HSL	EDGE BOTTOM, 10.00	Band 4	WCDMA, 10011-CAC	1752.6, 1513	8.52	1.38	39.4	22.6	21.8

Hardware Setup

Phantom	TSL, Measured Date	Probe, Calibration Date	DAE, Calibration Date
Twin-SAM V5.0 (30deg probe tilt) - 1859	HBBL-600-10000 2024-03-01	EX3DV4 - SN7607, 2023-07-04	DAE4 Sn878, 2023-03-23

Scan Setup

	Area Scan	Zoom Scan
Grid Extents [mm]	80.0 x 120.0	32.0 x 32.0 x 30.0
Grid Steps [mm]	8.0 x 15.0	8.0 x 8.0 x 5.0
Sensor Surface [mm]	3.0	1.4
Graded Grid	Yes	Yes
Grading Ratio	1.5	1.5
MAIA	N/A	N/A
Surface Detection	VMS + 6p	VMS + 6p
Scan Method	Measured	Measured

Measurement Results

	Area Scan	Zoom Scan
Date	2024-03-01	2024-03-01
psSAR1g [W/kg]	0.396	0.407
psSAR10g [W/kg]	0.212	0.220
Power Drift [dB]	0.02	0.01
Power Scaling	Disabled	Disabled
Scaling Factor [dB]		
TSL Correction	No correction	No correction
M2/M1 [%]		57.6
Dist 3dB Peak [mm]		11.2

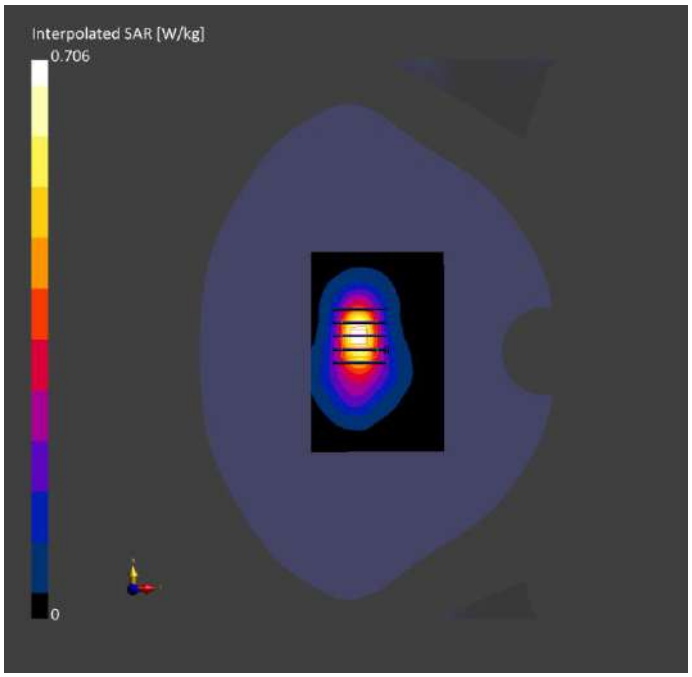
Interpolated SAR [W/kg]
0.706
0

Meas.13 Right Head with Cheek on High Channel in WCDMA Band5 mode with Antenna 1

Device under Test Properties

Model, Manufacturer	Dimensions [mm]	DUT Type
Device,	165.0 x 75.0 x 8.0	Phone

Exposure Conditions

Phantom Section, TSL	Position, Test Distance [mm]	Band	Group, UID	Frequency [MHz], Channel Number	Conversion Factor	TSL Conductivity [S/m]	TSL Permittivity	Ambient Temperature [℃]	Liquid Temperature [℃]
RightHead, HSL	CHEEK, 0.00	Band 5	WCDMA, 10011-CAC	846.6, 4233	9.96	0.917	40.5	22.1	21.8

Hardware Setup

Phantom	TSL, Measured Date	Probe, Calibration Date	DAE, Calibration Date
Twin-SAM V5.0 (30deg probe tilt) - 1859	HBBL-600-10000 2024-02-26	EX3DV4 - SN7607, 2023-07-04	DAE4 Sn878, 2023-03-23

Scan Setup

	Area Scan	Zoom Scan
Grid Extents [mm]	120.0 x 180.0	32.0 x 32.0 x 30.0
Grid Steps [mm]	15.0 x 15.0	8.0 x 8.0 x 5.0
Sensor Surface [mm]	3.0	1.4
Graded Grid	Yes	Yes
Grading Ratio	1.5	1.5
MAIA	N/A	N/A
Surface Detection	VMS + 6p	VMS + 6p
Scan Method	Measured	Measured

Measurement Results

	Area Scan	Zoom Scan
Date	2024-02-26	2024-02-26
psSAR1g [W/kg]	0.762	0.732
psSAR10g [W/kg]	0.456	0.393
Power Drift [dB]	0.02	0.03
Power Scaling	Disabled	Disabled
Scaling Factor [dB]		
TSL Correction	No correction	No correction
M2/M1 [%]		52.7
Dist 3dB Peak [mm]		8.1

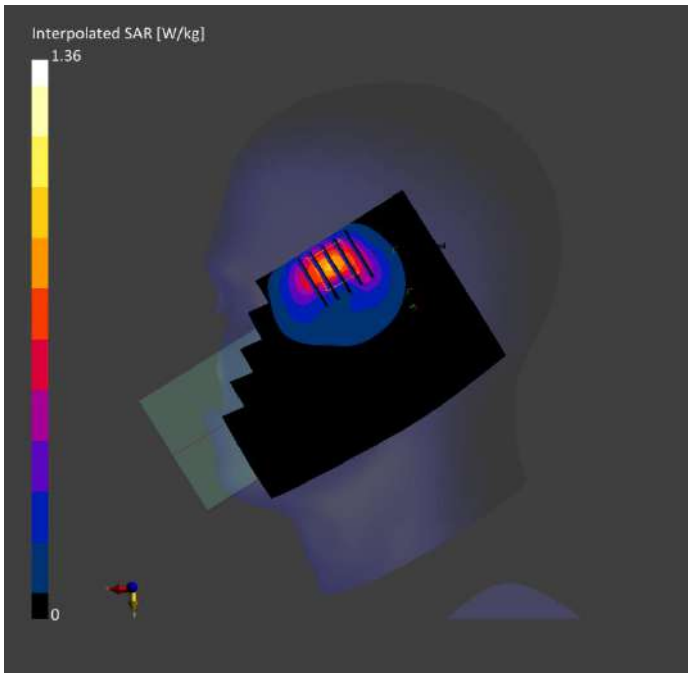
Interpolated SAR [W/kg]
1.36
0

Meas.14 Body Plane with Back Side 15mm on High Channel in WCDMA Band5 mode with Antenna 1

Device under Test Properties

Model, Manufacturer	Dimensions [mm]	DUT Type
Device,	165.0 x 75.0 x 8.0	Phone

Exposure Conditions

Phantom Section, TSL	Position, Test Distance [mm]	Band	Group, UID	Frequency [MHz], Channel Number	Conversion Factor	TSL Conductivity [S/m]	TSL Permittivity	Ambient Temperature [℃]	Liquid Temperature [℃]
Flat, HSL	BACK, 15.00	Band 5	WCDMA, 10011-CAC	846.6, 4233	9.96	0.917	40.5	22.1	21.8

Hardware Setup

Phantom	TSL, Measured Date	Probe, Calibration Date	DAE, Calibration Date
Twin-SAM V5.0 (30deg probe tilt) - 1859	HBBL-600-10000 2024-02-26	EX3DV4 - SN7607, 2023-07-04	DAE4 Sn878, 2023-03-23

Scan Setup

	Area Scan	Zoom Scan
Grid Extents [mm]	120.0 x 180.0	32.0 x 32.0 x 30.0
Grid Steps [mm]	15.0 x 15.0	8.0 x 8.0 x 5.0
Sensor Surface [mm]	3.0	1.4
Graded Grid	Yes	Yes
Grading Ratio	1.5	1.5
MAIA	N/A	N/A
Surface Detection	VMS + 6p	VMS + 6p
Scan Method	Measured	Measured

Measurement Results

	Area Scan	Zoom Scan
Date	2024-02-26	2024-02-26
psSAR1g [W/kg]	0.280	0.276
psSAR10g [W/kg]	0.178	0.171
Power Drift [dB]	0.01	-0.01
Power Scaling	Disabled	Disabled
Scaling Factor [dB]		
TSL Correction	No correction	No correction
M2/M1 [%]		64.9
Dist 3dB Peak [mm]		13.7

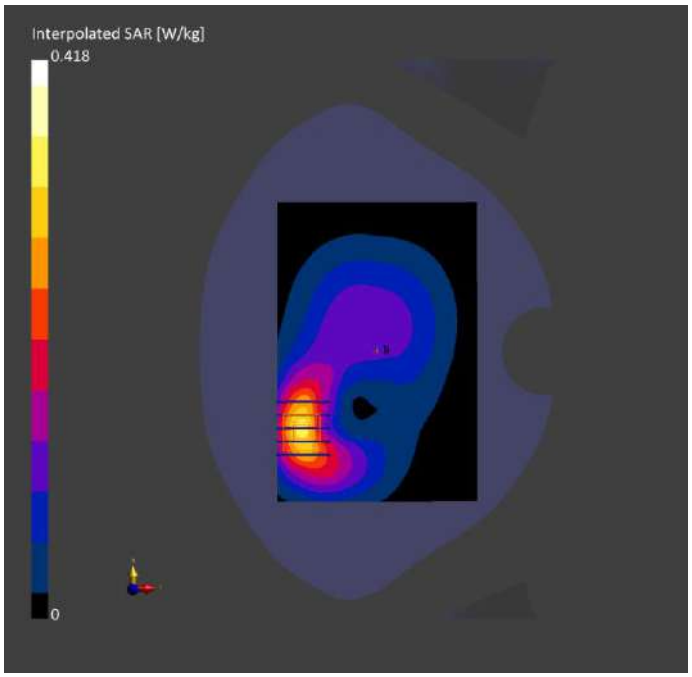
Interpolated SAR [W/kg]
0.418
0

Meas.15 Body Plane with Right Edge 10mm on High Channel in WCDMA Band5 mode with Antenna 1

Device under Test Properties

Model, Manufacturer	Dimensions [mm]	DUT Type
Device,	165.0 x 75.0 x 8.0	Phone

Exposure Conditions

Phantom Section, TSL	Position, Test Distance [mm]	Band	Group, UID	Frequency [MHz], Channel Number	Conversion Factor	TSL Conductivity [S/m]	TSL Permittivity	Ambient Temperature [℃]	Liquid Temperature [℃]
Flat, HSL	EDGE RIGHT, 10.00	Band 5	WCDMA, 10011-CAC	846.6, 4233	9.96	0.917	40.5	22.1	21.8

Hardware Setup

Phantom	TSL, Measured Date	Probe, Calibration Date	DAE, Calibration Date
Twin-SAM V5.0 (30deg probe tilt) - 1859	HBBL-600-10000 2024-02-26	EX3DV4 - SN7607, 2023-07-04	DAE4 Sn878, 2023-03-23

Scan Setup

	Area Scan	Zoom Scan
Grid Extents [mm]	80.0 x 180.0	32.0 x 32.0 x 30.0
Grid Steps [mm]	8.0 x 15.0	8.0 x 8.0 x 5.0
Sensor Surface [mm]	3.0	1.4
Graded Grid	Yes	Yes
Grading Ratio	1.5	1.5
MAIA	N/A	N/A
Surface Detection	VMS + 6p	VMS + 6p
Scan Method	Measured	Measured

Measurement Results

	Area Scan	Zoom Scan
Date	2024-02-26	2024-02-26
psSAR1g [W/kg]	0.651	0.635
psSAR10g [W/kg]	0.376	0.344
Power Drift [dB]	0.03	0.01
Power Scaling	Disabled	Disabled
Scaling Factor [dB]		
TSL Correction	No correction	No correction
M2/M1 [%]		55.6
Dist 3dB Peak [mm]		9.6

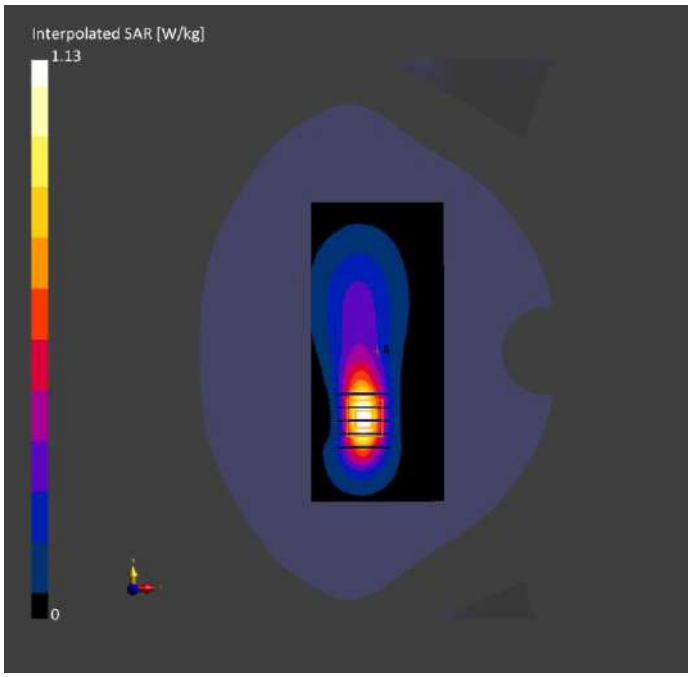
Interpolated SAR [W/kg]
1.13
0

Meas.16 Right Head with Cheek on High Channel in LTE Band2 mode with Antenna 4

Device under Test Properties

Model, Manufacturer	Dimensions [mm]	DUT Type
Device,	165.0 x 75.0 x 8.0	Phone

Exposure Conditions

Phantom Section, TSL	Position, Test Distance [mm]	Band	Group, UID	Frequency [MHz], Channel Number	Conversion Factor	TSL Conductivity [S/m]	TSL Permittivity	Ambient Temperature [℃]	Liquid Temperature [℃]
RightHead, HSL	CHEEK, 0.00	Band 2	LTE-FDD, 10169-CAF	1900.0, 19100	7.98	1.36	41.0	22.2	21.4

Hardware Setup

Phantom	TSL, Measured Date	Probe, Calibration Date	DAE, Calibration Date
Twin-SAM V5.0 (30deg probe tilt) - 1859	HBBL-600-10000 2024-03-06	EX3DV4 - SN7607, 2023-07-04	DAE4 Sn878, 2023-03-23

Scan Setup

	Area Scan	Zoom Scan
Grid Extents [mm]	1020.0 x 1020.0	32.0 x 32.0 x 30.0
Grid Steps [mm]	15.0 x 15.0	8.0 x 8.0 x 5.0
Sensor Surface [mm]	3.0	1.4
Graded Grid	Yes	Yes
Grading Ratio	1.5	1.5
MAIA	N/A	N/A
Surface Detection	VMS + 6p	VMS + 6p
Scan Method	Measured	Measured

Measurement Results

	Area Scan	Zoom Scan
Date	2024-03-06	2024-03-06
psSAR1g [W/kg]	0.380	0.398
psSAR10g [W/kg]	0.204	0.211
Power Drift [dB]	-0.15	0.01
Power Scaling	Disabled	Disabled
Scaling Factor [dB]		
TSL Correction	No correction	No correction
M2/M1 [%]		55.4
Dist 3dB Peak [mm]		10.7

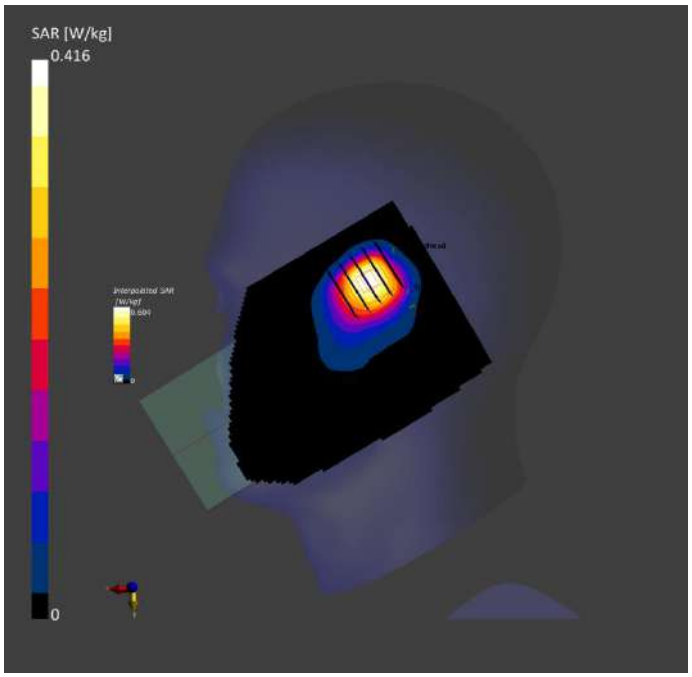
SAR [W/kg]
0.416
0

Meas.17 Body Plane with Back Side 15mm on High Channel in LTE Band2 mode with Antenna 4

Device under Test Properties

Model, Manufacturer	Dimensions [mm]	DUT Type
Device,	165.0 x 75.0 x 8.0	Phone

Exposure Conditions

Phantom Section, TSL	Position, Test Distance [mm]	Band	Group, UID	Frequency [MHz], Channel Number	Conversion Factor	TSL Conductivity [S/m]	TSL Permittivity	Ambient Temperature [℃]	Liquid Temperature [℃]
Flat, HSL	BACK, 15.00	Band 2	LTE-FDD, 10169-CAF	1900.0, 19100	7.98	1.36	41.0	22.2	21.4

Hardware Setup

Phantom	TSL, Measured Date	Probe, Calibration Date	DAE, Calibration Date
Twin-SAM V5.0 (30deg probe tilt) - 1859	HBBL-600-10000 2024-03-06	EX3DV4 - SN7607, 2023-07-04	DAE4 Sn878, 2023-03-23

Scan Setup

	Area Scan	Zoom Scan
Grid Extents [mm]	120.0 x 210.0	32.0 x 32.0 x 30.0
Grid Steps [mm]	15.0 x 15.0	8.0 x 8.0 x 5.0
Sensor Surface [mm]	3.0	1.4
Graded Grid	Yes	Yes
Grading Ratio	1.5	1.5
MAIA	Y	Y
Surface Detection	VMS + 6p	VMS + 6p
Scan Method	Measured	Measured

Measurement Results

	Area Scan	Zoom Scan
Date	2024-03-06	2024-03-06
psSAR1g [W/kg]	0.103	0.110
psSAR10g [W/kg]	0.061	0.063
Power Drift [dB]	-0.16	-0.13
Power Scaling Scaling Factor [dB]	Disabled	Disabled
TSL Correction	No correction	No correction
M2/M1 [%]		60.5
Dist 3dB Peak [mm]		8.0

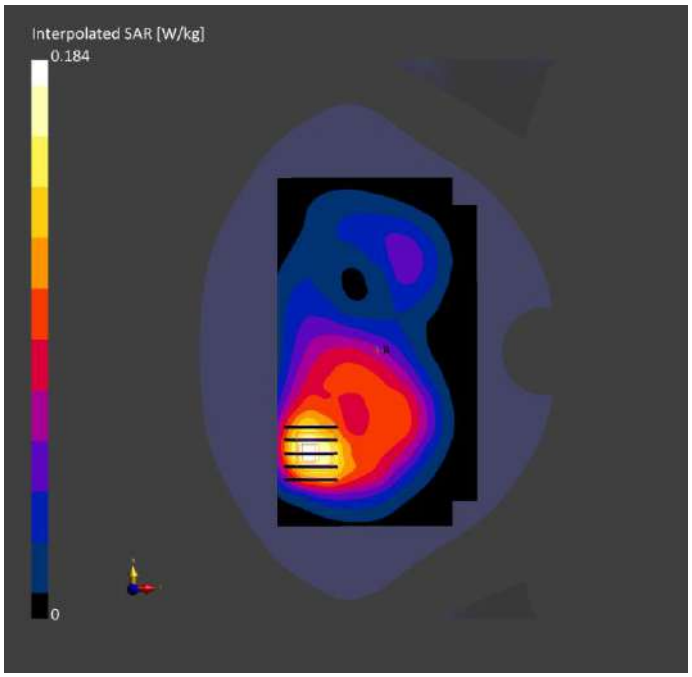
Interpolated SAR [W/kg]
0.184
0

Meas.18 Body Plane with Bottom Edge 10mm on High Channel in LTE Band2 mode with Antenna 0

Device under Test Properties

Model, Manufacturer	Dimensions [mm]	DUT Type
Device,	165.0 x 75.0 x 8.0	Phone

Exposure Conditions

Phantom Section, TSL	Position, Test Distance [mm]	Band	Group, UID	Frequency [MHz], Channel Number	Conversion Factor	TSL Conductivity [S/m]	TSL Permittivity	Ambient Temperature [℃]	Liquid Temperature [℃]
Flat, HSL	EDGE BOTTOM, 10.00	Band 2	LTE-FDD, 10169-CAF	1900.0, 19100	7.98	1.36	41.0	22.2	21.4

Hardware Setup

Phantom	TSL, Measured Date	Probe, Calibration Date	DAE, Calibration Date
Twin-SAM V5.0 (30deg probe tilt) - 1859	HBBL-600-10000 2024-03-06	EX3DV4 - SN7607, 2023-07-04	DAE4 Sn878, 2023-03-23

Scan Setup

	Area Scan	Zoom Scan
Grid Extents [mm]	80.0 x 120.0	32.0 x 36.0 x 30.0
Grid Steps [mm]	8.0 x 15.0	8.0 x 6.0 x 5.0
Sensor Surface [mm]	3.0	1.4
Graded Grid	Yes	Yes
Grading Ratio	1.5	1.5
MAIA	N/A	N/A
Surface Detection	VMS + 6p	VMS + 6p
Scan Method	Measured	Measured

Measurement Results

	Area Scan	Zoom Scan
Date	2024-03-06	2024-03-06
psSAR1g [W/kg]	0.222	0.220
psSAR10g [W/kg]	0.116	0.121
Power Drift [dB]	0.07	0.08
Power Scaling	Disabled	Disabled
Scaling Factor [dB]		
TSL Correction	No correction	No correction
M2/M1 [%]		57.6
Dist 3dB Peak [mm]		10.7

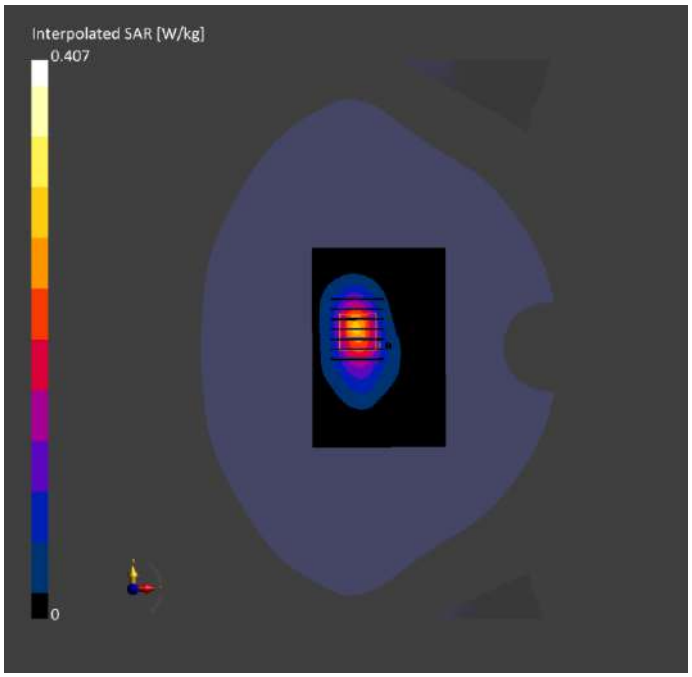
Interpolated SAR [W/kg]
0.407
0

Meas.19 Right Head with Cheek on Middle Channel in LTE Band4 mode with Antenna 4

Device under Test Properties

Model, Manufacturer	Dimensions [mm]	DUT Type
Device,	165.0 x 75.0 x 8.0	Phone

Exposure Conditions

Phantom Section, TSL	Position, Test Distance [mm]	Band	Group, UID	Frequency [MHz], Channel Number	Conversion Factor	TSL Conductivity [S/m]	TSL Permittivity	Ambient Temperature [℃]	Liquid Temperature [℃]
RightHead, HSL	CHEEK, 0.00	Band 4	LTE-FDD, 10169-CAF	1732.5, 20175	8.52	1.34	40.0	22.1	21.9

Hardware Setup

Phantom	TSL, Measured Date	Probe, Calibration Date	DAE, Calibration Date
Twin-SAM V5.0 (30deg probe tilt) - 1859	HBBL-600-10000 2024-03-02	EX3DV4 - SN7607, 2023-07-04	DAE4 Sn878, 2023-03-23

Scan Setup

	Area Scan	Zoom Scan
Grid Extents [mm]	120.0 x 180.0	32.0 x 32.0 x 30.0
Grid Steps [mm]	15.0 x 15.0	8.0 x 8.0 x 5.0
Sensor Surface [mm]	3.0	1.4
Graded Grid	Yes	Yes
Grading Ratio	1.5	1.5
MAIA	N/A	N/A
Surface Detection	VMS + 6p	VMS + 6p
Scan Method	Measured	Measured

Measurement Results

	Area Scan	Zoom Scan
Date	2024-03-02	2024-03-02
psSAR1g [W/kg]	0.478	0.522
psSAR10g [W/kg]	0.259	0.279
Power Drift [dB]	-0.05	-0.09
Power Scaling	Disabled	Disabled
Scaling Factor [dB]		
TSL Correction	No correction	No correction
M2/M1 [%]		63.1
Dist 3dB Peak [mm]		10.1

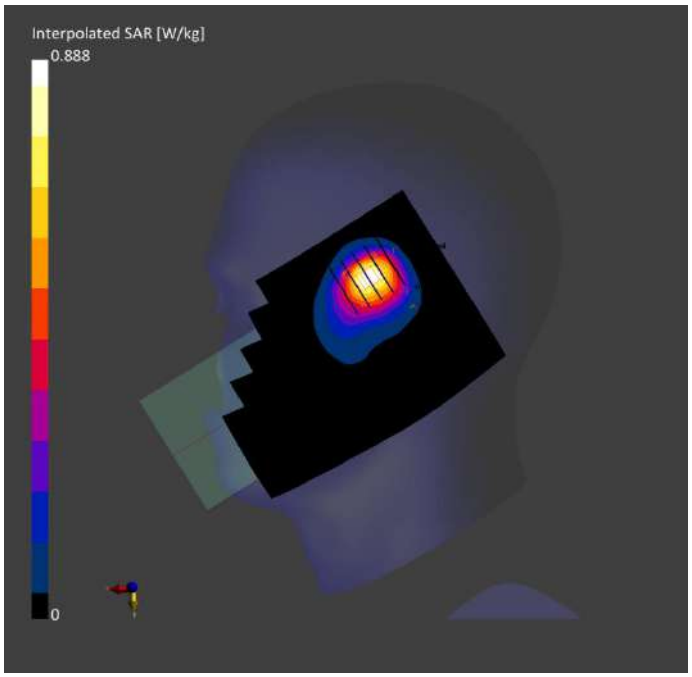
Interpolated SAR [W/kg]
0.888
0

Meas.20 Body Plane with Back Side 15mm on Middle Channel in LTE Band4 mode with Antenna 5

Device under Test Properties

Model, Manufacturer	Dimensions [mm]	DUT Type
Device,	165.0 x 75.0 x 8.0	Phone

Exposure Conditions

Phantom Section, TSL	Position, Test Distance [mm]	Band	Group, UID	Frequency [MHz], Channel Number	Conversion Factor	TSL Conductivity [S/m]	TSL Permittivity	Ambient Temperature [℃]	Liquid Temperature [℃]
Flat, HSL	BACK, 15.00	Band 4	LTE-FDD, 10169-CAF	1732.5, 20175	8.52	1.34	40.0	22.1	21.9

Hardware Setup

Phantom	TSL, Measured Date	Probe, Calibration Date	DAE, Calibration Date
Twin-SAM V5.0 (30deg probe tilt) - 1859	HBBL-600-10000 2024-03-02	EX3DV4 - SN7607, 2023-07-04	DAE4 Sn878, 2023-03-23

Scan Setup

	Area Scan	Zoom Scan
Grid Extents [mm]	120.0 x 210.0	32.0 x 32.0 x 30.0
Grid Steps [mm]	15.0 x 15.0	8.0 x 8.0 x 5.0
Sensor Surface [mm]	3.0	1.4
Graded Grid	Yes	Yes
Grading Ratio	1.5	1.5
MAIA	Y	N/A
Surface Detection	VMS + 6p	VMS + 6p
Scan Method	Measured	Measured

Measurement Results

	Area Scan	Zoom Scan
Date	2024-03-02	2024-03-02
psSAR1g [W/kg]	0.130	0.145
psSAR10g [W/kg]	0.075	0.084
Power Drift [dB]	-0.01	-0.16
Power Scaling	Disabled	Disabled
Scaling Factor [dB]		
TSL Correction	No correction	No correction
M2/M1 [%]		62.9
Dist 3dB Peak [mm]		12.5

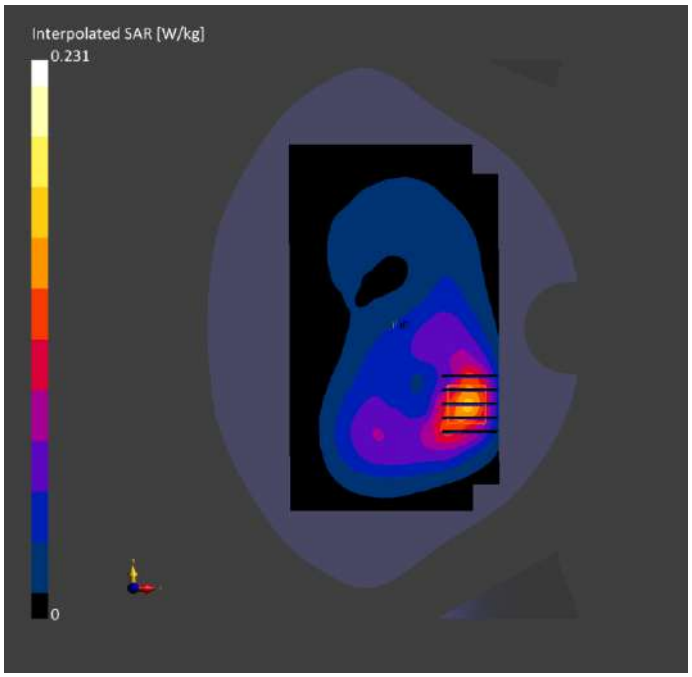
Interpolated SAR [W/kg]
0.231
0

Meas.21 Body Plane with Left Edge 10mm on Middle Channel in LTE Band4 mode with Antenna 5

Device under Test Properties

Model, Manufacturer	Dimensions [mm]	DUT Type
Device,	165.0 x 75.0 x 8.0	Phone

Exposure Conditions

Phantom Section, TSL	Position, Test Distance [mm]	Band	Group, UID	Frequency [MHz], Channel Number	Conversion Factor	TSL Conductivity [S/m]	TSL Permittivity	Ambient Temperature [℃]	Liquid Temperature [℃]
Flat, HSL	EDGE LEFT, 10.00	Band 4	LTE-FDD, 10169-CAF	1732.5, 20175	8.52	1.34	40.0	22.1	21.9

Hardware Setup

Phantom	TSL, Measured Date	Probe, Calibration Date	DAE, Calibration Date
Twin-SAM V5.0 (30deg probe tilt) - 1859	HBBL-600-10000 2024-03-02	EX3DV4 - SN7607, 2023-07-04	DAE4 Sn878, 2023-03-23

Scan Setup

	Area Scan	Zoom Scan
Grid Extents [mm]	80.0 x 210.0	32.0 x 32.0 x 30.0
Grid Steps [mm]	8.0 x 15.0	8.0 x 8.0 x 5.0
Sensor Surface [mm]	3.0	1.4
Graded Grid	Yes	Yes
Grading Ratio	1.5	1.5
MAIA	N/A	N/A
Surface Detection	VMS + 6p	VMS + 6p
Scan Method	Measured	Measured

Measurement Results

	Area Scan	Zoom Scan
Date	2024-03-02	2024-03-02
psSAR1g [W/kg]	0.525	0.531
psSAR10g [W/kg]	0.259	0.268
Power Drift [dB]	-0.01	-0.15
Power Scaling	Disabled	Disabled
Scaling Factor [dB]		
TSL Correction	No correction	No correction
M2/M1 [%]		56.4
Dist 3dB Peak [mm]		8.2

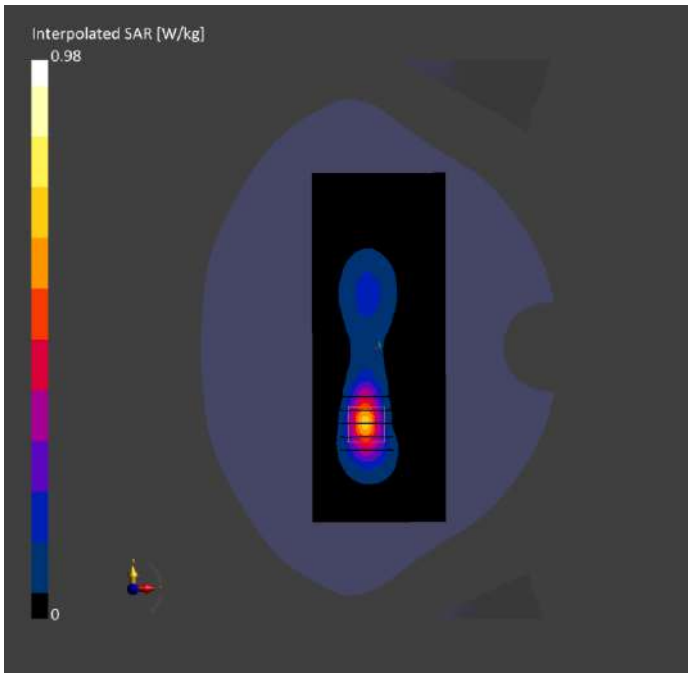
Interpolated SAR [W/kg]
0.98
0

Meas.22 Right Head with Cheek on Middle Channel in LTE Band5 mode with Antenna 1

Device under Test Properties

Model, Manufacturer	Dimensions [mm]	DUT Type
Device,	165.0 x 75.0 x 8.0	Phone

Exposure Conditions

Phantom Section, TSL	Position, Test Distance [mm]	Band	Group, UID	Frequency [MHz], Channel Number	Conversion Factor	TSL Conductivity [S/m]	TSL Permittivity	Ambient Temperature [℃]	Liquid Temperature [℃]
RightHead, HSL	CHEEK, 0.00	Band 5	LTE-FDD, 10175-CAH	836.5, 20525	9.96	0.899	42.5	22.2	21.4

Hardware Setup

Phantom	TSL, Measured Date	Probe, Calibration Date	DAE, Calibration Date
Twin-SAM V5.0 (30deg probe tilt) - 1859	HBBL-600-10000 2024-02-27	EX3DV4 - SN7607, 2023-07-04	DAE4 Sn878, 2023-03-23

Scan Setup

	Area Scan	Zoom Scan
Grid Extents [mm]	120.0 x 180.0	32.0 x 32.0 x 30.0
Grid Steps [mm]	15.0 x 15.0	8.0 x 8.0 x 5.0
Sensor Surface [mm]	3.0	1.4
Graded Grid	Yes	Yes
Grading Ratio	1.5	1.5
MAIA	N/A	N/A
Surface Detection	VMS + 6p	VMS + 6p
Scan Method	Measured	Measured

Measurement Results

	Area Scan	Zoom Scan
Date	2024-02-27	2024-02-27
psSAR1g [W/kg]	0.429	0.408
psSAR10g [W/kg]	0.257	0.216
Power Drift [dB]	-0.05	-0.04
Power Scaling	Disabled	Disabled
Scaling Factor [dB]		
TSL Correction	No correction	No correction
M2/M1 [%]		50.3
Dist 3dB Peak [mm]		6.5

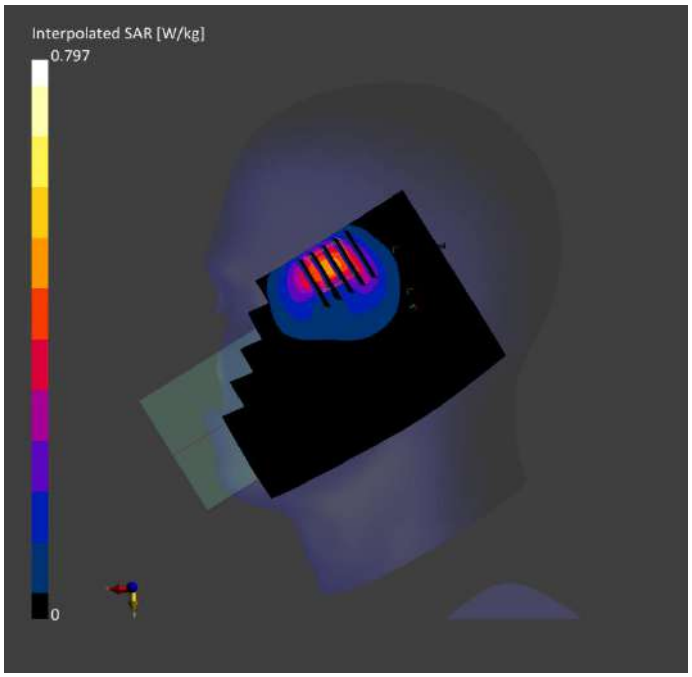
Interpolated SAR [W/kg]
0.797
0

Meas.23 Body Plane with Back Side 15mm on Middle Channel in LTE Band5 mode with Antenna 1

Device under Test Properties

Model, Manufacturer	Dimensions [mm]	DUT Type
Device,	165.0 x 75.0 x 8.0	Phone

Exposure Conditions

Phantom Section, TSL	Position, Test Distance [mm]	Band	Group, UID	Frequency [MHz], Channel Number	Conversion Factor	TSL Conductivity [S/m]	TSL Permittivity	Ambient Temperature [℃]	Liquid Temperature [℃]
Flat, HSL	BACK, 15.00	Band 5	LTE-FDD, 10175-CAH	836.5, 20525	9.96	0.899	42.5	22.2	21.4

Hardware Setup

Phantom	TSL, Measured Date	Probe, Calibration Date	DAE, Calibration Date
Twin-SAM V5.0 (30deg probe tilt) - 1859	HBBL-600-10000 2024-02-27	EX3DV4 - SN7607, 2023-07-04	DAE4 Sn878, 2023-03-23

Scan Setup

	Area Scan	Zoom Scan
Grid Extents [mm]	120.0 x 210.0	32.0 x 32.0 x 30.0
Grid Steps [mm]	15.0 x 15.0	8.0 x 8.0 x 5.0
Sensor Surface [mm]	3.0	1.4
Graded Grid	Yes	Yes
Grading Ratio	1.5	1.5
MAIA	N/A	N/A
Surface Detection	VMS + 6p	VMS + 6p
Scan Method	Measured	Measured

Measurement Results

	Area Scan	Zoom Scan
Date	2024-02-27	2024-02-27
psSAR1g [W/kg]	0.119	0.121
psSAR10g [W/kg]	0.076	0.075
Power Drift [dB]	0.05	-0.15
Power Scaling	Disabled	Disabled
Scaling Factor [dB]		
TSL Correction	No correction	No correction
M2/M1 [%]		66.0
Dist 3dB Peak [mm]		13.2

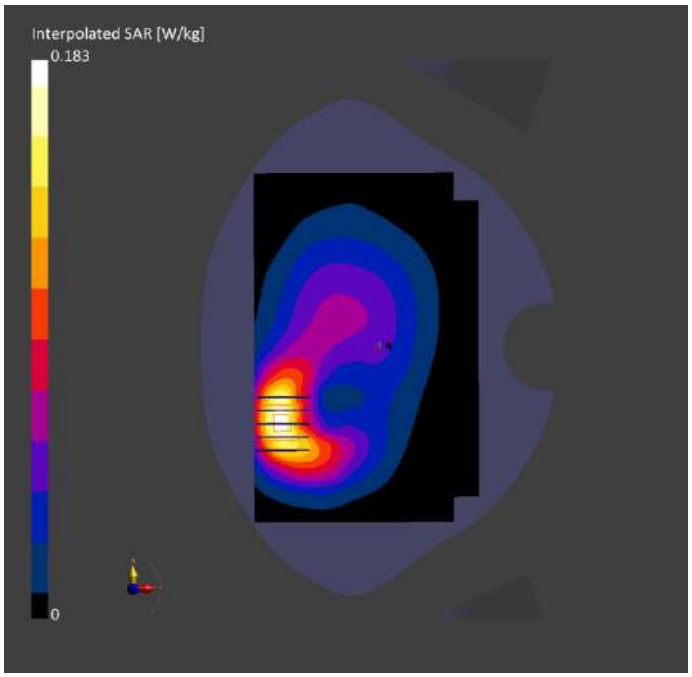
Interpolated SAR [W/kg]
0.183
0

Meas.24 Body Plane with Back Side 10mm on Middle Channel in LTE Band5 mode with Antenna 1

Device under Test Properties

Model, Manufacturer	Dimensions [mm]	DUT Type
Device,	165.0 x 75.0 x 8.0	Phone

Exposure Conditions

Phantom Section, TSL	Position, Test Distance [mm]	Band	Group, UID	Frequency [MHz], Channel Number	Conversion Factor	TSL Conductivity [S/m]	TSL Permittivity	Ambient Temperature [℃]	Liquid Temperature [℃]
Flat, HSL	BACK, 10.00	Band 5	LTE-FDD, 10175-CAH	836.5, 20525	9.96	0.899	42.5	22.2	21.4

Hardware Setup

Phantom	TSL, Measured Date	Probe, Calibration Date	DAE, Calibration Date
Twin-SAM V5.0 (30deg probe tilt) - 1859	HBBL-600-10000 2024-02-27	EX3DV4 - SN7607, 2023-07-04	DAE4 Sn878, 2023-03-23

Scan Setup

	Area Scan	Zoom Scan
Grid Extents [mm]	120.0 x 210.0	32.0 x 32.0 x 30.0
Grid Steps [mm]	15.0 x 15.0	8.0 x 8.0 x 5.0
Sensor Surface [mm]	3.0	1.4
Graded Grid	Yes	Yes
Grading Ratio	1.5	1.5
MAIA	N/A	N/A
Surface Detection	VMS + 6p	VMS + 6p
Scan Method	Measured	Measured

Measurement Results

	Area Scan	Zoom Scan
Date	2024-02-27	2024-02-27
psSAR1g [W/kg]	0.257	0.247
psSAR10g [W/kg]	0.156	0.144
Power Drift [dB]	-0.04	-0.03
Power Scaling	Disabled	Disabled
Scaling Factor [dB]		
TSL Correction	No correction	No correction
M2/M1 [%]		61.7
Dist 3dB Peak [mm]		10.1

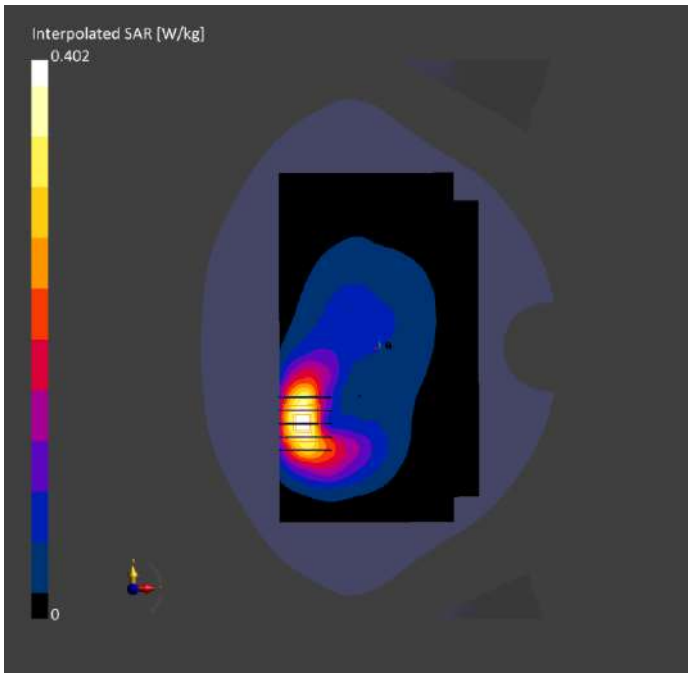
Interpolated SAR [W/kg]
0.402
0

Meas.25 Right Head with Cheek on High Channel in LTE Band7 mode with Antenna 4

Device under Test Properties

Model, Manufacturer	Dimensions [mm]	DUT Type
Device,	165.0 x 75.0 x 8.0	Phone

Exposure Conditions

Phantom Section, TSL	Position, Test Distance [mm]	Band	Group, UID	Frequency [MHz], Channel Number	Conversion Factor	TSL Conductivity [S/m]	TSL Permittivity	Ambient Temperature [℃]	Liquid Temperature [℃]
RightHead, HSL	CHEEK, 0.00	Band 7	LTE-FDD, 10169-CAF	2560.0, 21350	7.41	1.87	38.5	22.3	21.5

Hardware Setup

Phantom	TSL, Measured Date	Probe, Calibration Date	DAE, Calibration Date
Twin-SAM V5.0 (30deg probe tilt) - 1859	HBBL-600-10000 2024-03-08	EX3DV4 - SN7607, 2023-07-04	DAE4 Sn878, 2023-03-23

Scan Setup

	Area Scan	Zoom Scan
Grid Extents [mm]	120.0 x 216.0	30.0 x 30.0 x 30.0
Grid Steps [mm]	12.0 x 12.0	5.0 x 5.0 x 5.0
Sensor Surface [mm]	3.0	1.4
Graded Grid	Yes	Yes
Grading Ratio	1.5	1.5
MAIA	N/A	N/A
Surface Detection	VMS + 6p	VMS + 6p
Scan Method	Measured	Measured

Measurement Results

	Area Scan	Zoom Scan
Date	2024-03-08	2024-03-08
psSAR1g [W/kg]	0.853	0.833
psSAR10g [W/kg]	0.431	0.408
Power Drift [dB]	-0.04	0.07
Power Scaling	Disabled	Disabled
Scaling Factor [dB]		
TSL Correction	No correction	No correction
M2/M1 [%]		45.1
Dist 3dB Peak [mm]		9.1

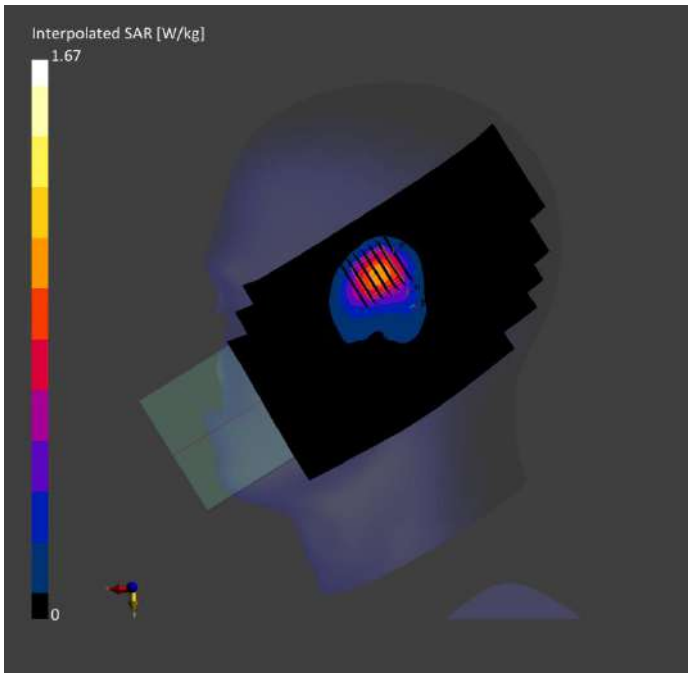
Interpolated SAR [W/kg]
1.67
0

Meas.26 Body Plane with Back Side 15mm on Middle Channel in LTE Band7 mode with Antenna 5

Device under Test Properties

Model, Manufacturer	Dimensions [mm]	DUT Type
Device,	165.0 x 75.0 x 8.0	Phone

Exposure Conditions

Phantom Section, TSL	Position, Test Distance [mm]	Band	Group, UID	Frequency [MHz], Channel Number	Conversion Factor	TSL Conductivity [S/m]	TSL Permittivity	Ambient Temperature [℃]	Liquid Temperature [℃]
Flat, HSL	BACK, 15.00	Band 7	LTE-FDD, 10169-CAF	2535.0, 21100	7.41	1.85	38.5	22.3	21.5

Hardware Setup

Phantom	TSL, Measured Date	Probe, Calibration Date	DAE, Calibration Date
Twin-SAM V5.0 (30deg probe tilt) - 1859	HBBL-600-10000 2024-03-08	EX3DV4 - SN7607, 2023-07-04	DAE4 Sn878, 2023-03-23

Scan Setup

	Area Scan	Zoom Scan
Grid Extents [mm]	120.0 x 216.0	30.0 x 30.0 x 30.0
Grid Steps [mm]	12.0 x 12.0	5.0 x 5.0 x 5.0
Sensor Surface [mm]	3.0	1.4
Graded Grid	Yes	Yes
Grading Ratio	1.5	1.5
MAIA	Y	N/A
Surface Detection	VMS + 6p	VMS + 6p
Scan Method	Measured	Measured

Measurement Results

	Area Scan	Zoom Scan
Date	2024-03-08	2024-03-08
psSAR1g [W/kg]	0.224	0.234
psSAR10g [W/kg]	0.116	0.121
Power Drift [dB]	0.03	0.15
Power Scaling	Disabled	Disabled
Scaling Factor [dB]		
TSL Correction	No correction	No correction
M2/M1 [%]		53.4
Dist 3dB Peak [mm]		11.3

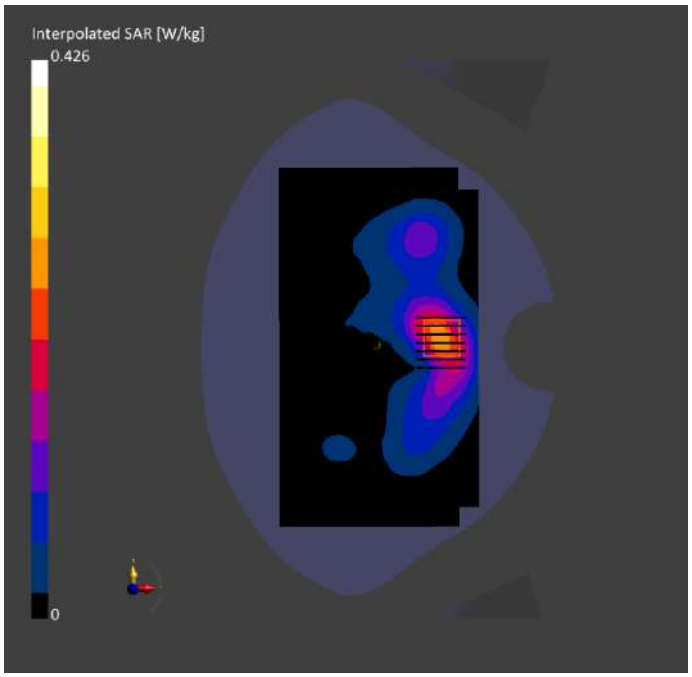
Interpolated SAR [W/kg]
0.426
0

Meas.27 Body Plane with Left Edge 10mm on Middle Channel in LTE Band7 mode with Antenna 5

Device under Test Properties

Model, Manufacturer	Dimensions [mm]	DUT Type
Device,	165.0 x 75.0 x 8.0	Phone

Exposure Conditions

Phantom Section, TSL	Position, Test Distance [mm]	Band	Group, UID	Frequency [MHz], Channel Number	Conversion Factor	TSL Conductivity [S/m]	TSL Permittivity	Ambient Temperature [℃]	Liquid Temperature [℃]
Flat, HSL	EDGE LEFT, 10.00	Band 7	LTE-FDD, 10169-CAF	2535.0, 21100	7.41	1.85	38.5	22.3	21.5

Hardware Setup

Phantom	TSL, Measured Date	Probe, Calibration Date	DAE, Calibration Date
Twin-SAM V5.0 (30deg probe tilt) - 1859	HBBL-600-10000 2024-03-08	EX3DV4 - SN7607, 2023-07-04	DAE4 Sn878, 2023-03-23

Scan Setup

	Area Scan	Zoom Scan
Grid Extents [mm]	72.0 x 216.0	30.0 x 30.0 x 30.0
Grid Steps [mm]	12.0 x 12.0	5.0 x 5.0 x 5.0
Sensor Surface [mm]	3.0	1.4
Graded Grid	Yes	Yes
Grading Ratio	1.5	1.5
MAIA	N/A	N/A
Surface Detection	VMS + 6p	VMS + 6p
Scan Method	Measured	Measured

Measurement Results

	Area Scan	Zoom Scan
Date	2024-03-08	2024-03-08
psSAR1g [W/kg]	0.655	0.679
psSAR10g [W/kg]	0.302	0.282
Power Drift [dB]	-0.01	-0.10
Power Scaling	Disabled	Disabled
Scaling Factor [dB]		
TSL Correction	No correction	No correction
M2/M1 [%]		51.3
Dist 3dB Peak [mm]		8.1

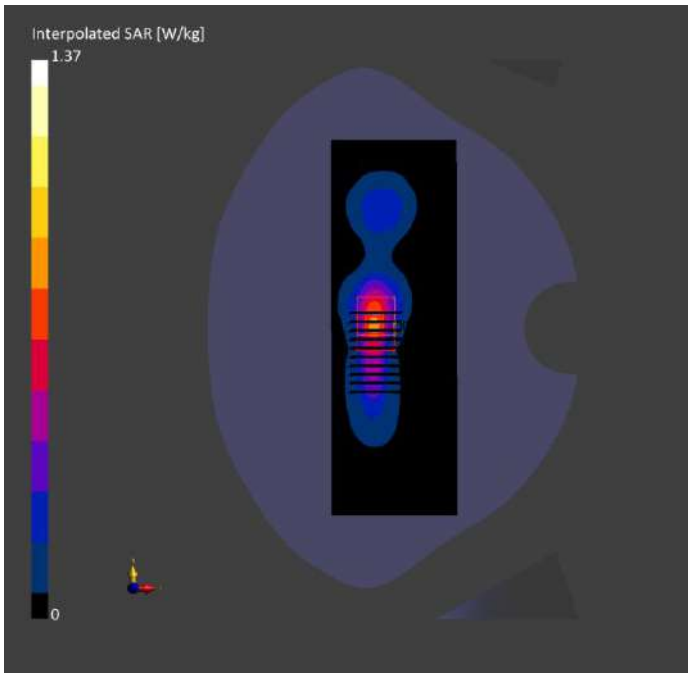
Interpolated SAR [W/kg]
1.37
0

Meas.28 Body Plane with Bottom Edge 0mm on Middle Channel in LTE Band7 mode with Antenna 0

Device under Test Properties

Model, Manufacturer	Dimensions [mm]	DUT Type
Device,	165.0 x 75.0 x 8.0	Phone

Exposure Conditions

Phantom Section, TSL	Position, Test Distance [mm]	Band	Group, UID	Frequency [MHz], Channel Number	Conversion Factor	TSL Conductivity [S/m]	TSL Permittivity	Ambient Temperature [℃]	Liquid Temperature [℃]
Flat, HSL	EDGE BOTTOM, 10.00	Band 7	LTE-FDD, 10169-CAF	2535.0, 21100	7.41	1.85	38.5	22.3	21.5

Hardware Setup

Phantom	TSL, Measured Date	Probe, Calibration Date	DAE, Calibration Date
Twin-SAM V5.0 (30deg probe tilt) - 1859	HBBL-600-10000 2024-03-08	EX3DV4 - SN7607, 2023-07-04	DAE4 Sn878, 2023-03-23

Scan Setup

	Area Scan	Zoom Scan
Grid Extents [mm]	72.0 x 120.0	30.0 x 30.0 x 30.0
Grid Steps [mm]	12.0 x 12.0	5.0 x 5.0 x 5.0
Sensor Surface [mm]	3.0	1.4
Graded Grid	Yes	Yes
Grading Ratio	1.5	1.5
MAIA	N/A	N/A
Surface Detection	VMS + 6p	VMS + 6p
Scan Method	Measured	Measured

Measurement Results

	Area Scan	Zoom Scan
Date	2024-03-08	2024-03-08
psSAR1g [W/kg]	1.65	1.69
psSAR10g [W/kg]	0.761	0.802
Power Drift [dB]	-0.07	0.01
Power Scaling	Disabled	Disabled
Scaling Factor [dB]		
TSL Correction	No correction	No correction
M2/M1 [%]		52.2
Dist 3dB Peak [mm]		9.0

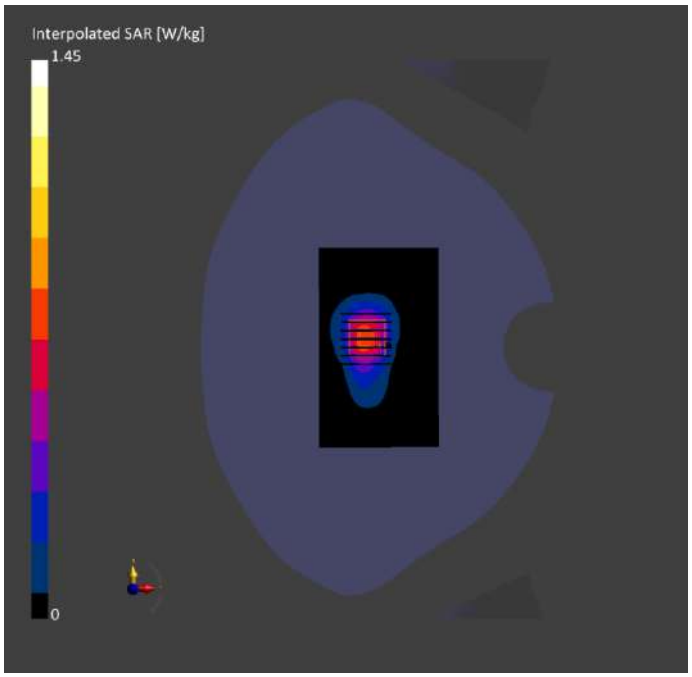
Interpolated SAR [W/kg]
1.45
0

Meas.29 Right Head with Cheek on Middle Channel in LTE Band12 mode with Antenna 1

Device under Test Properties

Model, Manufacturer	Dimensions [mm]	DUT Type
Device,	165.0 x 75.0 x 8.0	Phone

Exposure Conditions

Phantom Section, TSL	Position, Test Distance [mm]	Band	Group, UID	Frequency [MHz], Channel Number	Conversion Factor	TSL Conductivity [S/m]	TSL Permittivity	Ambient Temperature [℃]	Liquid Temperature [℃]
RightHead, HSL	CHEEK, 0.00	Band 12	LTE-FDD, 10175-CAH	707.5, 23095	10.31	0.878	42.1	22.5	21.6

Hardware Setup

Phantom	TSL, Measured Date	Probe, Calibration Date	DAE, Calibration Date
Twin-SAM V5.0 (30deg probe tilt) - 1859	HBBL-600-10000 2024-02-23	EX3DV4 - SN7607, 2023-07-04	DAE4 Sn878, 2023-03-23

Scan Setup

	Area Scan	Zoom Scan
Grid Extents [mm]	120.0 x 180.0	32.0 x 32.0 x 30.0
Grid Steps [mm]	15.0 x 15.0	8.0 x 8.0 x 5.0
Sensor Surface [mm]	3.0	1.4
Graded Grid	Yes	Yes
Grading Ratio	1.5	1.5
MAIA	N/A	N/A
Surface Detection	VMS + 6p	VMS + 6p
Scan Method	Measured	Measured

Measurement Results

	Area Scan	Zoom Scan
Date	2024-02-23	2024-02-23
psSAR1g [W/kg]	0.575	0.564
psSAR10g [W/kg]	0.354	0.301
Power Drift [dB]	-0.02	-0.01
Power Scaling	Disabled	Disabled
Scaling Factor [dB]		
TSL Correction	No correction	No correction
M2/M1 [%]		51.1
Dist 3dB Peak [mm]		6.4

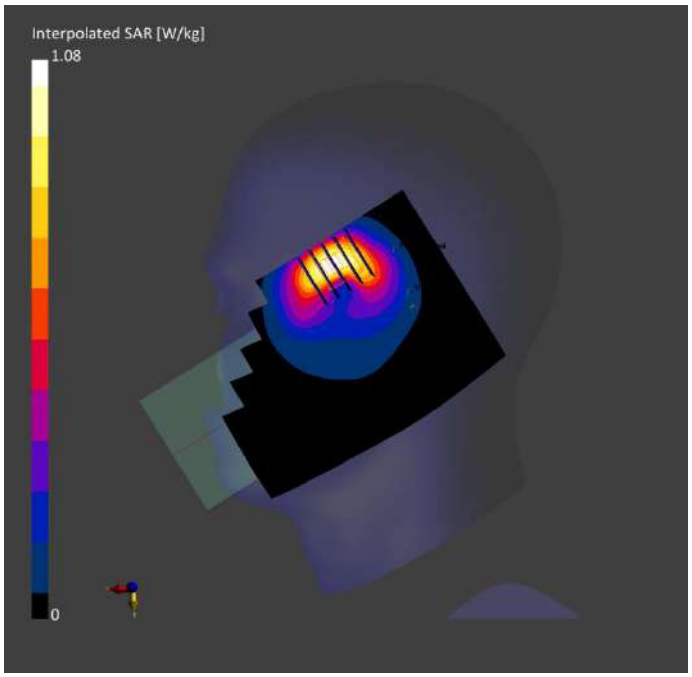
Interpolated SAR [W/kg]
1.08
0

Meas.30 Body Plane with Back Side 15mm on Middle Channel in LTE Band12 mode with Antenna 0

Device under Test Properties

Model, Manufacturer	Dimensions [mm]	DUT Type
Device,	165.0 x 75.0 x 8.0	Phone

Exposure Conditions

Phantom Section, TSL	Position, Test Distance [mm]	Band	Group, UID	Frequency [MHz], Channel Number	Conversion Factor	TSL Conductivity [S/m]	TSL Permittivity	Ambient Temperature [℃]	Liquid Temperature [℃]
Flat, HSL	BACK, 15.00	Band 12	LTE-FDD, 10175-CAH	707.5, 23095	10.31	0.878	42.1	22.5	21.6

Hardware Setup

Phantom	TSL, Measured Date	Probe, Calibration Date	DAE, Calibration Date
Twin-SAM V5.0 (30deg probe tilt) - 1859	HBBL-600-10000 2024-02-23	EX3DV4 - SN7607, 2023-07-04	DAE4 Sn878, 2023-03-23

Scan Setup

	Area Scan	Zoom Scan
Grid Extents [mm]	120.0 x 180.0	32.0 x 32.0 x 30.0
Grid Steps [mm]	15.0 x 15.0	8.0 x 8.0 x 5.0
Sensor Surface [mm]	3.0	1.4
Graded Grid	Yes	Yes
Grading Ratio	1.5	1.5
MAIA	N/A	N/A
Surface Detection	VMS + 6p	VMS + 6p
Scan Method	Measured	Measured

Measurement Results

	Area Scan	Zoom Scan
Date	2024-02-23	2024-02-23
psSAR1g [W/kg]	0.172	0.180
psSAR10g [W/kg]	0.115	0.117
Power Drift [dB]	-0.01	0.07
Power Scaling	Disabled	Disabled
Scaling Factor [dB]		
TSL Correction	No correction	No correction
M2/M1 [%]		69.2
Dist 3dB Peak [mm]		12.8

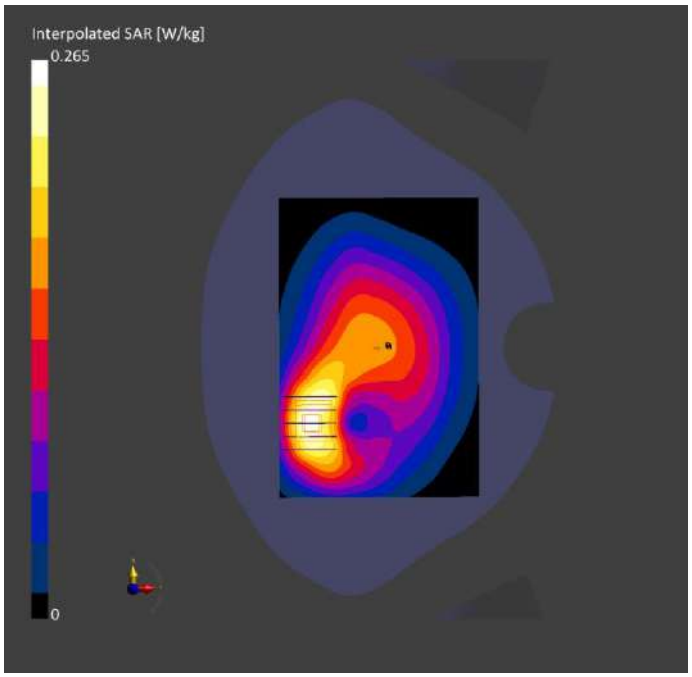
Interpolated SAR [W/kg]
0.265
0

Meas.31 Body Plane with Back Side 10mm on Middle Channel in LTE Band12 mode with Antenna 1

Device under Test Properties

Model, Manufacturer	Dimensions [mm]	DUT Type
Device,	165.0 x 75.0 x 8.0	Phone

Exposure Conditions

Phantom Section, TSL	Position, Test Distance [mm]	Band	Group, UID	Frequency [MHz], Channel Number	Conversion Factor	TSL Conductivity [S/m]	TSL Permittivity	Ambient Temperature [℃]	Liquid Temperature [℃]
Flat, HSL	BACK, 10.00	Band 12	LTE-FDD, 10175-CAH	707.5, 23095	10.31	0.878	42.1	22.5	21.6

Hardware Setup

Phantom	TSL, Measured Date	Probe, Calibration Date	DAE, Calibration Date
Twin-SAM V5.0 (30deg probe tilt) - 1859	HBBL-600-10000 2024-02-23	EX3DV4 - SN7607, 2023-07-04	DAE4 Sn878, 2023-03-23

Scan Setup

	Area Scan	Zoom Scan
Grid Extents [mm]	120.0 x 180.0	32.0 x 32.0 x 30.0
Grid Steps [mm]	15.0 x 15.0	8.0 x 8.0 x 5.0
Sensor Surface [mm]	3.0	1.4
Graded Grid	Yes	Yes
Grading Ratio	1.5	1.5
MAIA	N/A	N/A
Surface Detection	VMS + 6p	VMS + 6p
Scan Method	Measured	Measured

Measurement Results

	Area Scan	Zoom Scan
Date	2024-02-23	2024-02-23
psSAR1g [W/kg]	0.291	0.316
psSAR10g [W/kg]	0.192	0.190
Power Drift [dB]	-0.01	-0.03
Power Scaling	Disabled	Disabled
Scaling Factor [dB]		
TSL Correction	No correction	No correction
M2/M1 [%]		67.6
Dist 3dB Peak [mm]		11.2

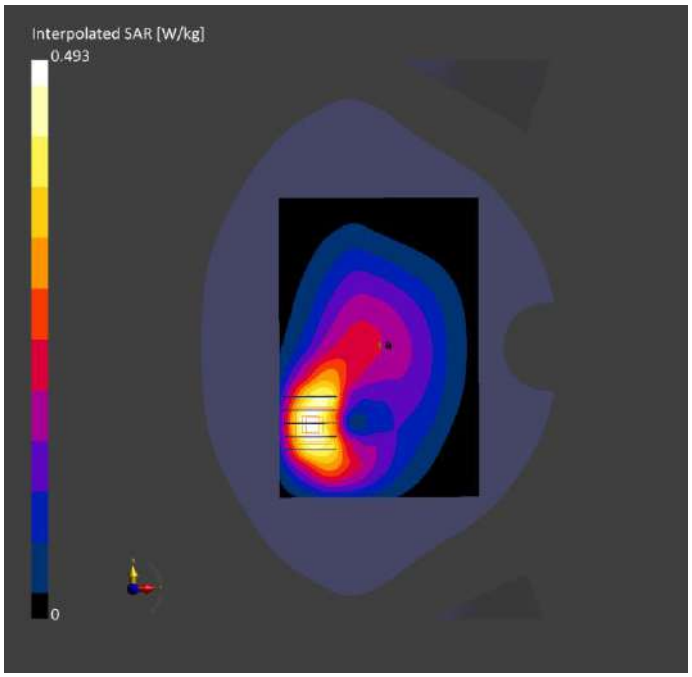
Interpolated SAR [W/kg]
0.493
0

Meas.32 Right Head with Cheek on Middle Channel in LTE Band13 mode with Antenna 1

Device under Test Properties

Model, Manufacturer	Dimensions [mm]	DUT Type
Device,	165.0 x 75.0 x 8.0	Phone

Exposure Conditions

Phantom Section, TSL	Position, Test Distance [mm]	Band	Group, UID	Frequency [MHz], Channel Number	Conversion Factor	TSL Conductivity [S/m]	TSL Permittivity	Ambient Temperature [℃]	Liquid Temperature [℃]
RightHead, HSL	CHEEK, 0.00	Band 13	LTE-FDD, 10175-CAH	782.0, 23230	10.31	0.910	42.0	22.2	21.7

Hardware Setup

Phantom	TSL, Measured Date	Probe, Calibration Date	DAE, Calibration Date
Twin-SAM V5.0 (30deg probe tilt) - 1859	HBBL-600-10000 2024-02-24	EX3DV4 - SN7607, 2023-07-04	DAE4 Sn878, 2023-03-23

Scan Setup

	Area Scan	Zoom Scan
Grid Extents [mm]	120.0 x 180.0	32.0 x 32.0 x 30.0
Grid Steps [mm]	15.0 x 15.0	8.0 x 8.0 x 5.0
Sensor Surface [mm]	3.0	1.4
Graded Grid	Yes	Yes
Grading Ratio	1.5	1.5
MAIA	N/A	N/A
Surface Detection	VMS + 6p	VMS + 6p
Scan Method	Measured	Measured

Measurement Results

	Area Scan	Zoom Scan
Date	2024-02-24	2024-02-24
psSAR1g [W/kg]	0.679	0.666
psSAR10g [W/kg]	0.412	0.357
Power Drift [dB]	0.04	-0.03
Power Scaling	Disabled	Disabled
Scaling Factor [dB]		
TSL Correction	No correction	No correction
M2/M1 [%]		52.8
Dist 3dB Peak [mm]		6.5

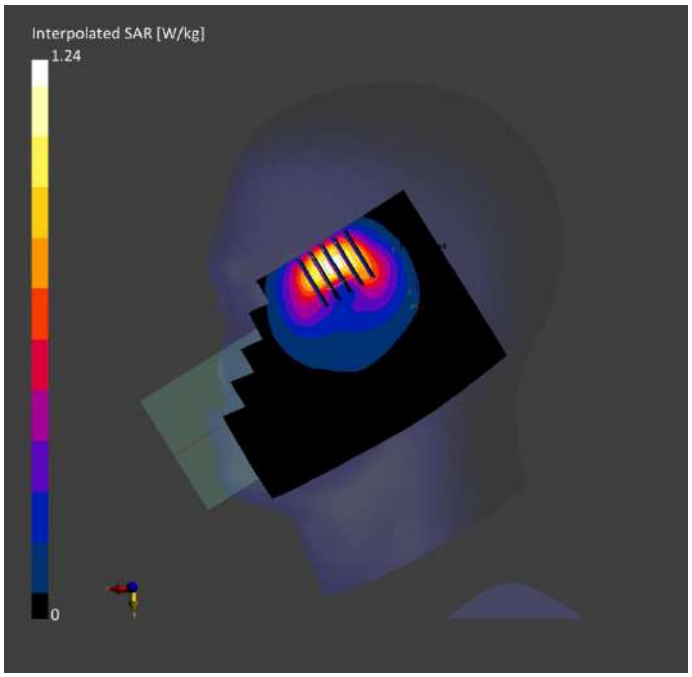
Interpolated SAR [W/kg]
1.24
0

Meas.33 Body Plane with Back Side 15mm on Middle Channel in LTE Band13 mode with Antenna 1

Device under Test Properties

Model, Manufacturer	Dimensions [mm]	DUT Type
Device,	165.0 x 75.0 x 8.0	Phone

Exposure Conditions

Phantom Section, TSL	Position, Test Distance [mm]	Band	Group, UID	Frequency [MHz], Channel Number	Conversion Factor	TSL Conductivity [S/m]	TSL Permittivity	Ambient Temperature [℃]	Liquid Temperature [℃]
Flat, HSL	BACK, 15.00	Band 13	LTE-FDD, 10175-CAH	782.0, 23230	10.31	0.910	42.0	22.2	21.7

Hardware Setup

Phantom	TSL, Measured Date	Probe, Calibration Date	DAE, Calibration Date
Twin-SAM V5.0 (30deg probe tilt) - 1859	HBBL-600-10000 2024-02-24	EX3DV4 - SN7607, 2023-07-04	DAE4 Sn878, 2023-03-23

Scan Setup

	Area Scan	Zoom Scan
Grid Extents [mm]	120.0 x 180.0	32.0 x 32.0 x 30.0
Grid Steps [mm]	15.0 x 15.0	8.0 x 8.0 x 5.0
Sensor Surface [mm]	3.0	1.4
Graded Grid	Yes	Yes
Grading Ratio	1.5	1.5
MAIA	N/A	N/A
Surface Detection	VMS + 6p	VMS + 6p
Scan Method	Measured	Measured

Measurement Results

	Area Scan	Zoom Scan
Date	2024-02-24	2024-02-24
psSAR1g [W/kg]	0.234	0.248
psSAR10g [W/kg]	0.156	0.159
Power Drift [dB]	-0.03	-0.01
Power Scaling	Disabled	Disabled
Scaling Factor [dB]		
TSL Correction	No correction	No correction
M2/M1 [%]		67.9
Dist 3dB Peak [mm]		14.4

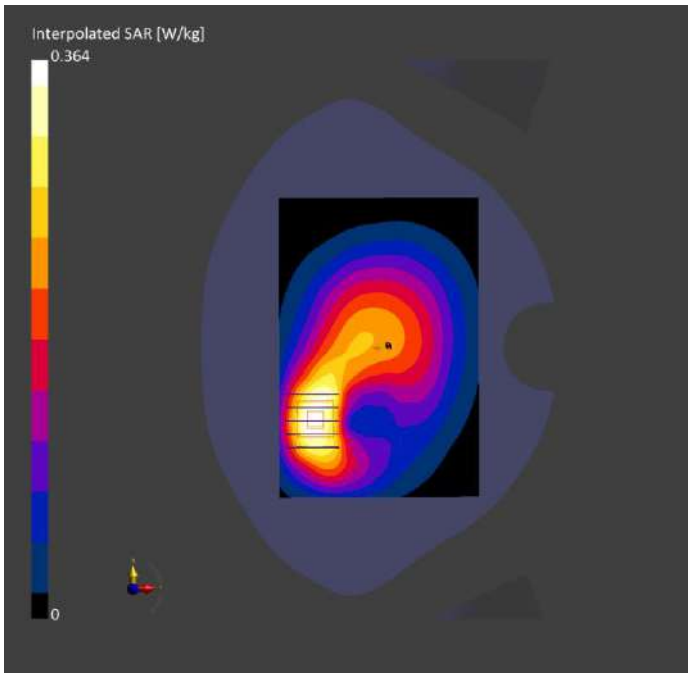
Interpolated SAR [W/kg]
0.364
0

Meas.34 Body Plane with Back Side 10mm on Middle Channel in LTE Band13 mode with Antenna 1

Device under Test Properties

Model, Manufacturer	Dimensions [mm]	DUT Type
Device,	165.0 x 75.0 x 8.0	Phone

Exposure Conditions

Phantom Section, TSL	Position, Test Distance [mm]	Band	Group, UID	Frequency [MHz], Channel Number	Conversion Factor	TSL Conductivity [S/m]	TSL Permittivity	Ambient Temperature [℃]	Liquid Temperature [℃]
Flat, HSL	BACK, 10.00	Band 13	LTE-FDD, 10175-CAH	782.0, 23230	10.31	0.910	42.0	22.2	21.7

Hardware Setup

Phantom	TSL, Measured Date	Probe, Calibration Date	DAE, Calibration Date
Twin-SAM V5.0 (30deg probe tilt) - 1859	HBBL-600-10000 2024-02-24	EX3DV4 - SN7607, 2023-07-04	DAE4 Sn878, 2023-03-23

Scan Setup

	Area Scan	Zoom Scan
Grid Extents [mm]	120.0 x 180.0	32.0 x 32.0 x 30.0
Grid Steps [mm]	15.0 x 15.0	8.0 x 8.0 x 5.0
Sensor Surface [mm]	3.0	1.4
Graded Grid	Yes	Yes
Grading Ratio	1.5	1.5
MAIA	N/A	N/A
Surface Detection	VMS + 6p	VMS + 6p
Scan Method	Measured	Measured

Measurement Results

	Area Scan	Zoom Scan
Date	2024-02-24	2024-02-24
psSAR1g [W/kg]	0.408	0.452
psSAR10g [W/kg]	0.269	0.266
Power Drift [dB]	0.02	0.04
Power Scaling	Disabled	Disabled
Scaling Factor [dB]		
TSL Correction	No correction	No correction
M2/M1 [%]		64.5
Dist 3dB Peak [mm]		11.2

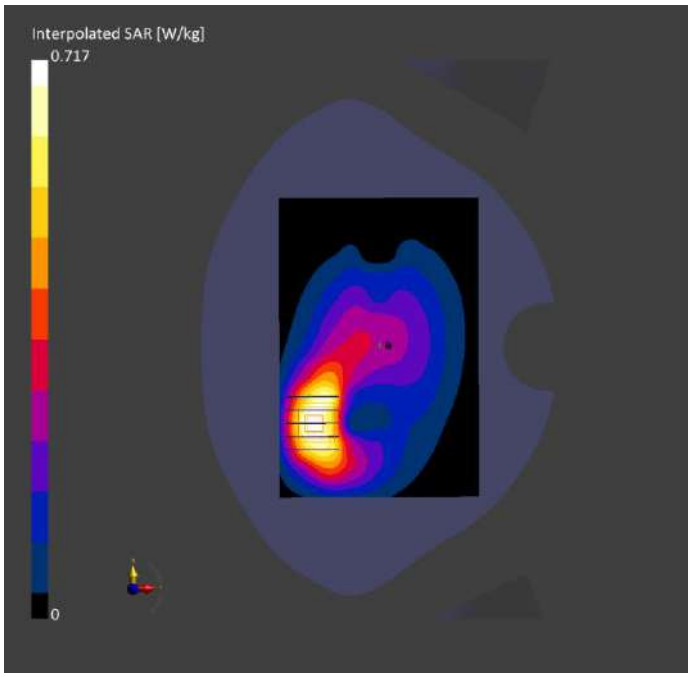
Interpolated SAR [W/kg]
0.717
0

Meas.35 Right Head with Cheek on Middle Channel in LTE Band17 mode with Antenna 1

Device under Test Properties

Model, Manufacturer	Dimensions [mm]	DUT Type
Device,	165.0 x 75.0 x 8.0	Phone

Exposure Conditions

Phantom Section, TSL	Position, Test Distance [mm]	Band	Group, UID	Frequency [MHz], Channel Number	Conversion Factor	TSL Conductivity [S/m]	TSL Permittivity	Ambient Temperature [℃]	Liquid Temperature [℃]
RightHead, HSL	CHEEK, 0.00	Band 17	LTE-FDD, 10175-CAH	709.0, 23780	10.31	0.902	42.4	22.4	21.3

Hardware Setup

Phantom	TSL, Measured Date	Probe, Calibration Date	DAE, Calibration Date
Twin-SAM V5.0 (30deg probe tilt) - 1859	HBBL-600-10000 2024-02-25	EX3DV4 - SN7607, 2023-07-04	DAE4 Sn878, 2023-03-23

Scan Setup

	Area Scan	Zoom Scan
Grid Extents [mm]	120.0 x 180.0	32.0 x 32.0 x 30.0
Grid Steps [mm]	15.0 x 15.0	8.0 x 8.0 x 5.0
Sensor Surface [mm]	3.0	1.4
Graded Grid	Yes	Yes
Grading Ratio	1.5	1.5
MAIA	N/A	N/A
Surface Detection	VMS + 6p	VMS + 6p
Scan Method	Measured	Measured

Measurement Results

	Area Scan	Zoom Scan
Date	2024-02-25	2024-02-25
psSAR1g [W/kg]	0.603	0.586
psSAR10g [W/kg]	0.371	0.315
Power Drift [dB]	0.04	0.02
Power Scaling	Disabled	Disabled
Scaling Factor [dB]		
TSL Correction	No correction	No correction
M2/M1 [%]		52.0
Dist 3dB Peak [mm]		6.4

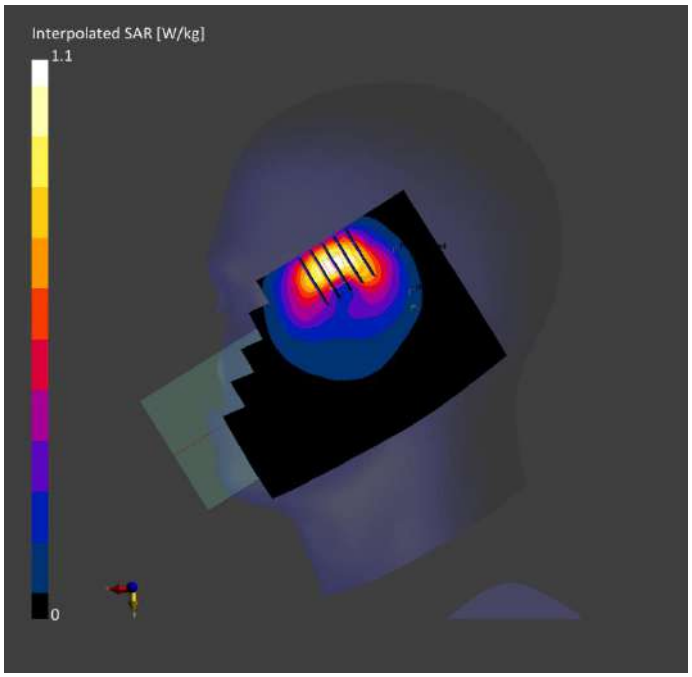
Interpolated SAR [W/kg]
1.1
0

Meas.36 Body Plane with Back Side 15mm on Middle Channel in LTE Band17 mode with Antenna 1

Device under Test Properties

Model, Manufacturer	Dimensions [mm]	DUT Type
Device,	165.0 x 75.0 x 8.0	Phone

Exposure Conditions

Phantom Section, TSL	Position, Test Distance [mm]	Band	Group, UID	Frequency [MHz], Channel Number	Conversion Factor	TSL Conductivity [S/m]	TSL Permittivity	Ambient Temperature [℃]	Liquid Temperature [℃]
Flat, HSL	BACK, 15.00	Band 17	LTE-FDD, 10175-CAH	709.0, 23780	10.31	0.902	42.4	22.4	21.3

Hardware Setup

Phantom	TSL, Measured Date	Probe, Calibration Date	DAE, Calibration Date
Twin-SAM V5.0 (30deg probe tilt) - 1859	HBBL-600-10000 2024-02-25	EX3DV4 - SN7607, 2023-07-04	DAE4 Sn878, 2023-03-23

Scan Setup

	Area Scan	Zoom Scan
Grid Extents [mm]	120.0 x 210.0	32.0 x 32.0 x 30.0
Grid Steps [mm]	15.0 x 15.0	8.0 x 8.0 x 5.0
Sensor Surface [mm]	3.0	1.4
Graded Grid	Yes	Yes
Grading Ratio	1.5	1.5
MAIA	N/A	N/A
Surface Detection	VMS + 6p	VMS + 6p
Scan Method	Measured	Measured

Measurement Results

	Area Scan	Zoom Scan
Date	2024-02-25	2024-02-25
psSAR1g [W/kg]	0.154	0.157
psSAR10g [W/kg]	0.100	0.100
Power Drift [dB]	-0.01	0.06
Power Scaling	Disabled	Disabled
Scaling Factor [dB]		
TSL Correction	No correction	No correction
M2/M1 [%]		67.9
Dist 3dB Peak [mm]		14.4

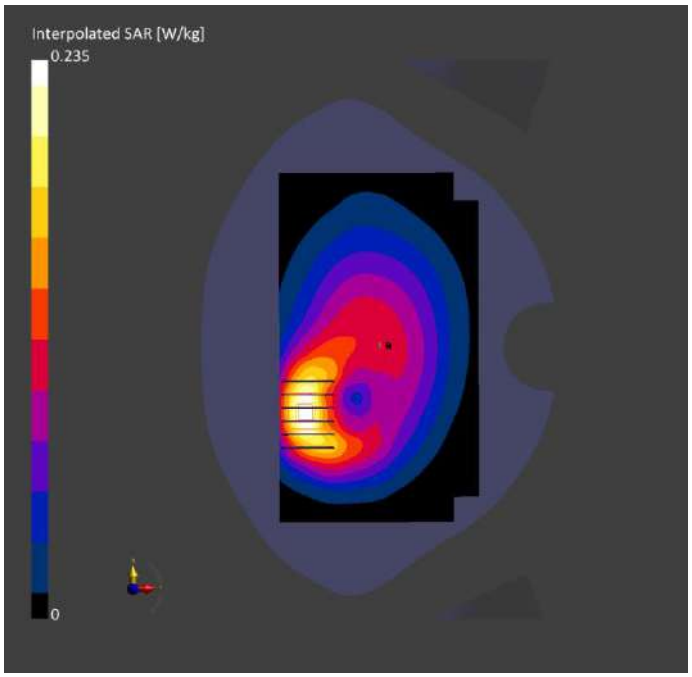
Interpolated SAR [W/kg]
0.235
0

Meas.37 Body Plane with Back Side 10mm on Middle Channel in LTE Band17 mode with Antenna 1

Device under Test Properties

Model, Manufacturer	Dimensions [mm]	DUT Type
Device,	165.0 x 75.0 x 8.0	Phone

Exposure Conditions

Phantom Section, TSL	Position, Test Distance [mm]	Band	Group, UID	Frequency [MHz], Channel Number	Conversion Factor	TSL Conductivity [S/m]	TSL Permittivity	Ambient Temperature [℃]	Liquid Temperature [℃]
Flat, HSL	BACK, 10.00	Band 17	LTE-FDD, 10175-CAH	709.0, 23780	10.31	0.902	42.4	22.4	21.3

Hardware Setup

Phantom	TSL, Measured Date	Probe, Calibration Date	DAE, Calibration Date
Twin-SAM V5.0 (30deg probe tilt) - 1859	HBBL-600-10000 2024-02-25	EX3DV4 - SN7607, 2023-07-04	DAE4 Sn878, 2023-03-23

Scan Setup

	Area Scan	Zoom Scan
Grid Extents [mm]	120.0 x 180.0	32.0 x 32.0 x 30.0
Grid Steps [mm]	15.0 x 15.0	8.0 x 8.0 x 5.0
Sensor Surface [mm]	3.0	1.4
Graded Grid	Yes	Yes
Grading Ratio	1.5	1.5
MAIA	N/A	N/A
Surface Detection	VMS + 6p	VMS + 6p
Scan Method	Measured	Measured

Measurement Results

	Area Scan	Zoom Scan
Date	2024-02-25	2024-02-25
psSAR1g [W/kg]	0.292	0.317
psSAR10g [W/kg]	0.193	0.191
Power Drift [dB]	0.00	0.03
Power Scaling	Disabled	Disabled
Scaling Factor [dB]		
TSL Correction	No correction	No correction
M2/M1 [%]		66.5
Dist 3dB Peak [mm]		11.2

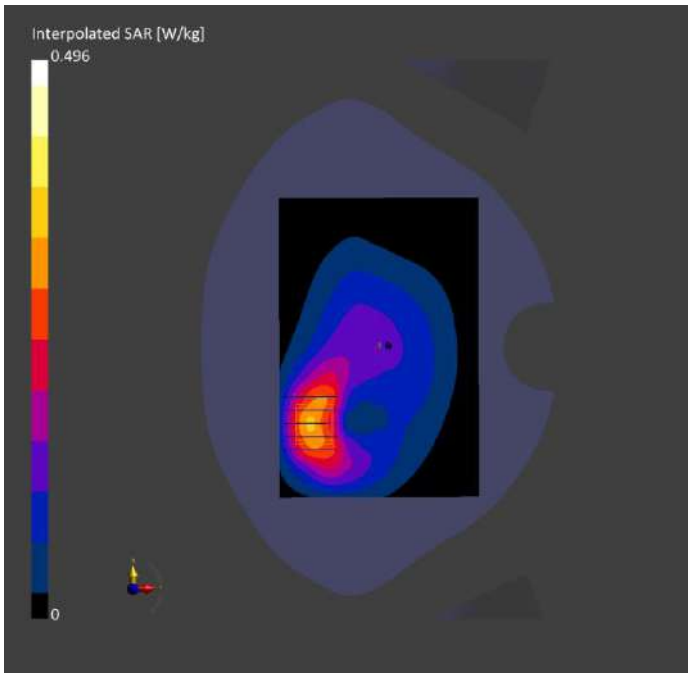
Interpolated SAR [W/kg]
0.496
0

Meas.38 Right Head with Cheek on Middle Channel in LTE Band26 mode with Antenna 1

Device under Test Properties

Model, Manufacturer	Dimensions [mm]	DUT Type
Device,	165.0 x 75.0 x 8.0	Phone

Exposure Conditions

Phantom Section, TSL	Position, Test Distance [mm]	Band	Group, UID	Frequency [MHz], Channel Number	Conversion Factor	TSL Conductivity [S/m]	TSL Permittivity	Ambient Temperature [℃]	Liquid Temperature [℃]
RightHead, HSL	CHEEK, 0.00	Band 26	LTE-FDD, 10181-CAF	831.5, 26865	9.96	0.877	40.7	22.7	21.9

Hardware Setup

Phantom	TSL, Measured Date	Probe, Calibration Date	DAE, Calibration Date
Twin-SAM V5.0 (30deg probe tilt) - 1859	HBBL-600-10000 2024-02-29	EX3DV4 - SN7607, 2023-07-04	DAE4 Sn878, 2023-03-23

Scan Setup

	Area Scan	Zoom Scan
Grid Extents [mm]	120.0 x 180.0	32.0 x 32.0 x 30.0
Grid Steps [mm]	15.0 x 15.0	8.0 x 8.0 x 5.0
Sensor Surface [mm]	3.0	1.4
Graded Grid	Yes	Yes
Grading Ratio	1.5	1.5
MAIA	N/A	N/A
Surface Detection	VMS + 6p	VMS + 6p
Scan Method	Measured	Measured

Measurement Results

	Area Scan	Zoom Scan
Date	2024-02-29	2024-02-29
psSAR1g [W/kg]	0.724	0.716
psSAR10g [W/kg]	0.445	0.383
Power Drift [dB]	0.02	0.01
Power Scaling	Disabled	Disabled
Scaling Factor [dB]		
TSL Correction	No correction	No correction
M2/M1 [%]		50.3
Dist 3dB Peak [mm]		6.4

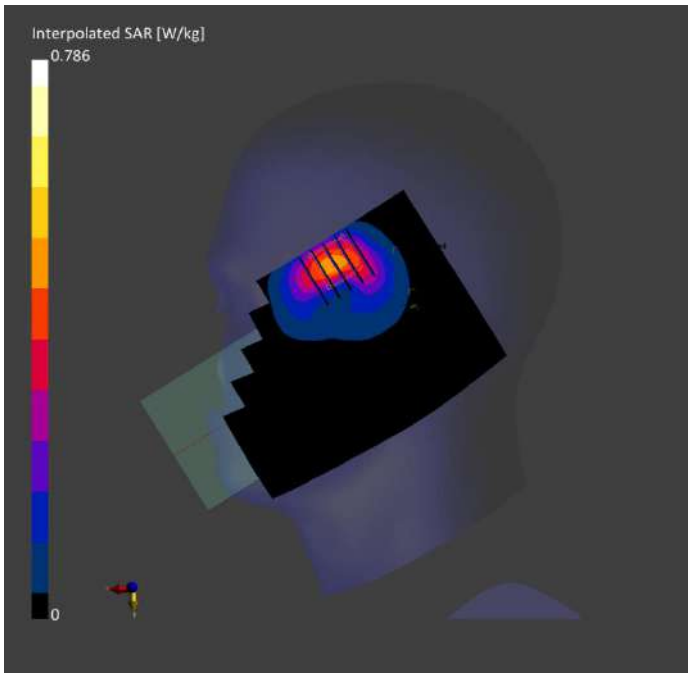
Interpolated SAR [W/kg]
0.786
0

Meas.39 Body Plane with Back Side 15mm on Middle Channel in LTE Band26 mode with Antenna 1

Device under Test Properties

Model, Manufacturer	Dimensions [mm]	DUT Type
Device,	165.0 x 75.0 x 8.0	Phone

Exposure Conditions

Phantom Section, TSL	Position, Test Distance [mm]	Band	Group, UID	Frequency [MHz], Channel Number	Conversion Factor	TSL Conductivity [S/m]	TSL Permittivity	Ambient Temperature [℃]	Liquid Temperature [℃]
Flat, HSL	BACK, 15.00	Band 26	LTE-FDD, 10181-CAF	831.5, 26865	9.96	0.877	40.7	22.7	21.9

Hardware Setup

Phantom	TSL, Measured Date	Probe, Calibration Date	DAE, Calibration Date
Twin-SAM V5.0 (30deg probe tilt) - 1859	HBBL-600-10000 2024-02-29	EX3DV4 - SN7607, 2023-07-04	DAE4 Sn878, 2023-03-23

Scan Setup

	Area Scan	Zoom Scan
Grid Extents [mm]	120.0 x 210.0	32.0 x 32.0 x 30.0
Grid Steps [mm]	15.0 x 15.0	8.0 x 8.0 x 5.0
Sensor Surface [mm]	3.0	1.4
Graded Grid	Yes	Yes
Grading Ratio	1.5	1.5
MAIA	N/A	N/A
Surface Detection	VMS + 6p	VMS + 6p
Scan Method	Measured	Measured

Measurement Results

	Area Scan	Zoom Scan
Date	2024-02-29	2024-02-29
psSAR1g [W/kg]	0.305	0.304
psSAR10g [W/kg]	0.194	0.190
Power Drift [dB]	-0.02	0.03
Power Scaling	Disabled	Disabled
Scaling Factor [dB]		
TSL Correction	No correction	No correction
M2/M1 [%]		65.2
Dist 3dB Peak [mm]		13.2

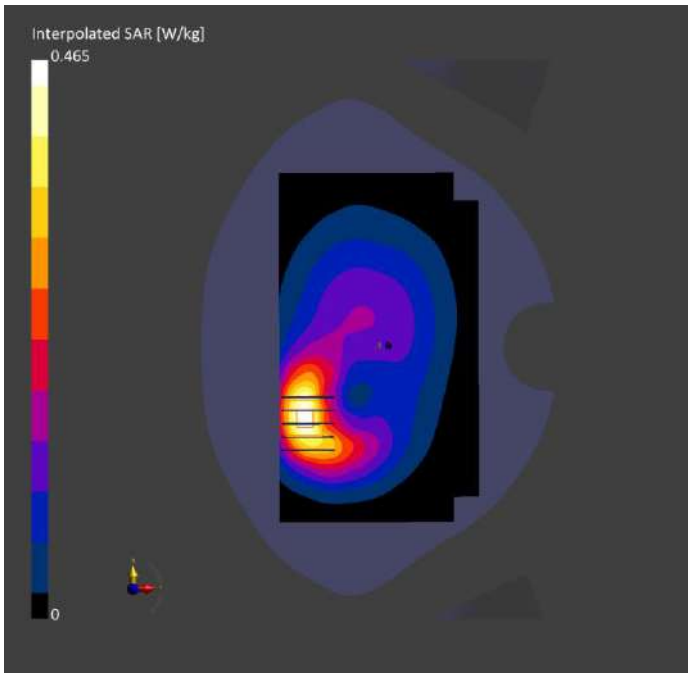
Interpolated SAR [W/kg]
0.465
0

Meas.40 Body Plane with Back Side 10mm on Middle Channel in LTE Band26 mode with Antenna 1

Device under Test Properties

Model, Manufacturer	Dimensions [mm]	DUT Type
Device,	165.0 x 75.0 x 8.0	Phone

Exposure Conditions

Phantom Section, TSL	Position, Test Distance [mm]	Band	Group, UID	Frequency [MHz], Channel Number	Conversion Factor	TSL Conductivity [S/m]	TSL Permittivity	Ambient Temperature [℃]	Liquid Temperature [℃]
Flat, HSL	BACK, 10.00	Band 26	LTE-FDD, 10181-CAF	831.5, 26865	9.96	0.877	40.7	22.7	21.9

Hardware Setup

Phantom	TSL, Measured Date	Probe, Calibration Date	DAE, Calibration Date
Twin-SAM V5.0 (30deg probe tilt) - 1859	HBBL-600-10000 2024-02-29	EX3DV4 - SN7607, 2023-07-04	DAE4 Sn878, 2023-03-23

Scan Setup

	Area Scan	Zoom Scan
Grid Extents [mm]	120.0 x 210.0	32.0 x 32.0 x 30.0
Grid Steps [mm]	15.0 x 15.0	8.0 x 8.0 x 5.0
Sensor Surface [mm]	3.0	1.4
Graded Grid	Yes	Yes
Grading Ratio	1.5	1.5
MAIA	N/A	N/A
Surface Detection	VMS + 6p	VMS + 6p
Scan Method	Measured	Measured

Measurement Results

	Area Scan	Zoom Scan
Date	2024-02-29	2024-02-29
psSAR1g [W/kg]	0.471	0.452
psSAR10g [W/kg]	0.291	0.267
Power Drift [dB]	-0.04	-0.15
Power Scaling	Disabled	Disabled
Scaling Factor [dB]		
TSL Correction	No correction	No correction
M2/M1 [%]		61.6
Dist 3dB Peak [mm]		10.1

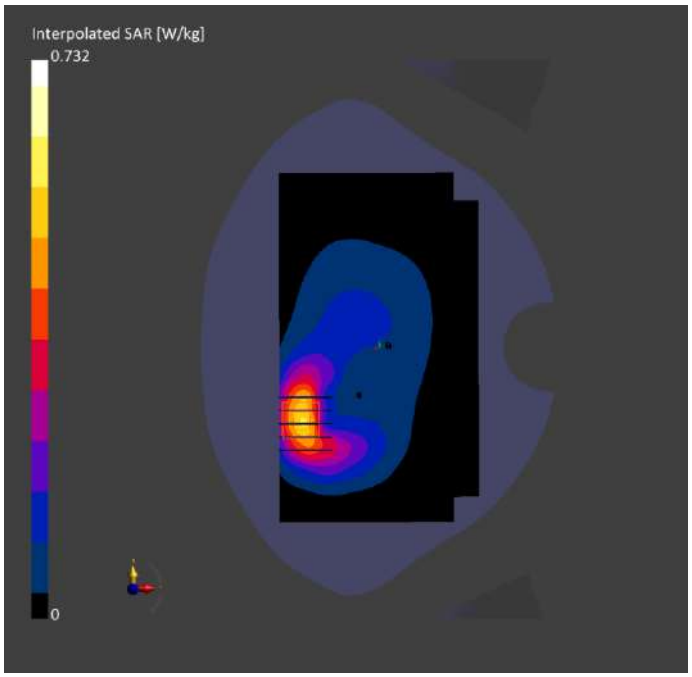
Interpolated SAR [W/kg]
0.732
0

Meas.41 Right Head with Cheek on Middle Channel in LTE Band66 mode with Antenna 4

Device under Test Properties

Model, Manufacturer	Dimensions [mm]	DUT Type
Device,	165.0 x 75.0 x 8.0	Phone

Exposure Conditions

Phantom Section, TSL	Position, Test Distance [mm]	Band	Group, UID	Frequency [MHz], Channel Number	Conversion Factor	TSL Conductivity [S/m]	TSL Permittivity	Ambient Temperature [℃]	Liquid Temperature [℃]
RightHead, HSL	CHEEK, 0.00	Band 66	LTE-FDD, 10169-CAF	1745.0, 132322	8.52	1.38	39.8	22.1	21.9

Hardware Setup

Phantom	TSL, Measured Date	Probe, Calibration Date	DAE, Calibration Date
Twin-SAM V5.0 (30deg probe tilt) - 1859	HBBL-600-10000 2024-03-03	EX3DV4 - SN7607, 2023-07-04	DAE4 Sn878, 2023-03-23

Scan Setup

	Area Scan	Zoom Scan
Grid Extents [mm]	120.0 x 210.0	32.0 x 32.0 x 30.0
Grid Steps [mm]	15.0 x 15.0	8.0 x 8.0 x 5.0
Sensor Surface [mm]	3.0	1.4
Graded Grid	Yes	Yes
Grading Ratio	1.5	1.5
MAIA	N/A	N/A
Surface Detection	VMS + 6p	VMS + 6p
Scan Method	Measured	Measured

Measurement Results

	Area Scan	Zoom Scan
Date	2024-03-03	2024-03-03
psSAR1g [W/kg]	0.488	0.516
psSAR10g [W/kg]	0.264	0.278
Power Drift [dB]	0.01	-0.15
Power Scaling	Disabled	Disabled
Scaling Factor [dB]		
TSL Correction	No correction	No correction
M2/M1 [%]		60.8
Dist 3dB Peak [mm]		11.5

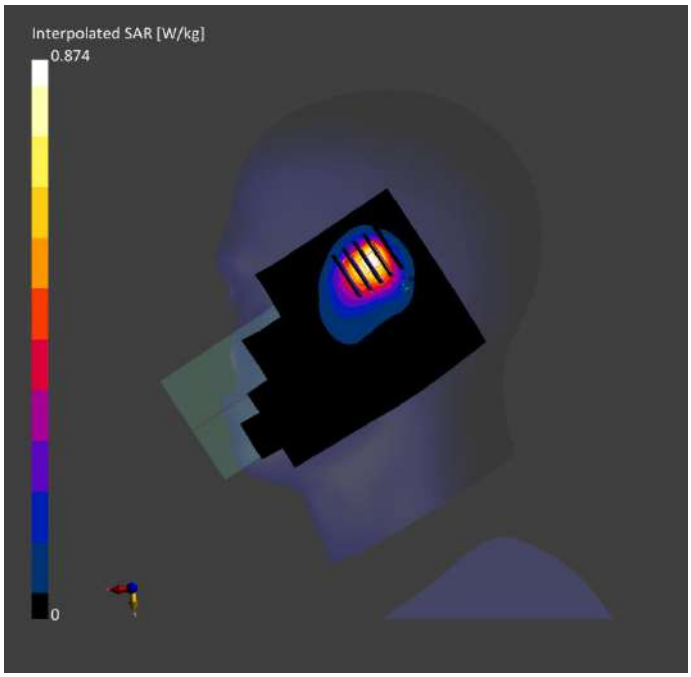
Interpolated SAR [W/kg]
0.874
0

Meas.42 Body Plane with Back Side 15mm on Middle Channel in LTE Band66 mode with Antenna 5

Device under Test Properties

Model, Manufacturer	Dimensions [mm]	DUT Type
Device,	165.0 x 75.0 x 8.0	Phone

Exposure Conditions

Phantom Section, TSL	Position, Test Distance [mm]	Band	Group, UID	Frequency [MHz], Channel Number	Conversion Factor	TSL Conductivity [S/m]	TSL Permittivity	Ambient Temperature [℃]	Liquid Temperature [℃]
Flat, HSL	BACK, 15.00	Band 66	LTE-FDD, 10169-CAF	1745.0, 132322	8.52	1.38	39.8	22.1	21.9

Hardware Setup

Phantom	TSL, Measured Date	Probe, Calibration Date	DAE, Calibration Date
Twin-SAM V5.0 (30deg probe tilt) - 1859	HBBL-600-10000 2024-03-03	EX3DV4 - SN7607, 2023-07-04	DAE4 Sn878, 2023-03-23

Scan Setup

	Area Scan	Zoom Scan
Grid Extents [mm]	120.0 x 210.0	32.0 x 32.0 x 30.0
Grid Steps [mm]	15.0 x 15.0	8.0 x 8.0 x 5.0
Sensor Surface [mm]	3.0	1.4
Graded Grid	Yes	Yes
Grading Ratio	1.5	1.5
MAIA	Y	N/A
Surface Detection	VMS + 6p	VMS + 6p
Scan Method	Measured	Measured

Measurement Results

	Area Scan	Zoom Scan
Date	2024-03-03	2024-03-03
psSAR1g [W/kg]	0.158	0.167
psSAR10g [W/kg]	0.087	0.094
Power Drift [dB]	0.02	-0.11
Power Scaling	Disabled	Disabled
Scaling Factor [dB]		
TSL Correction	No correction	No correction
M2/M1 [%]		60.2
Dist 3dB Peak [mm]		11.6

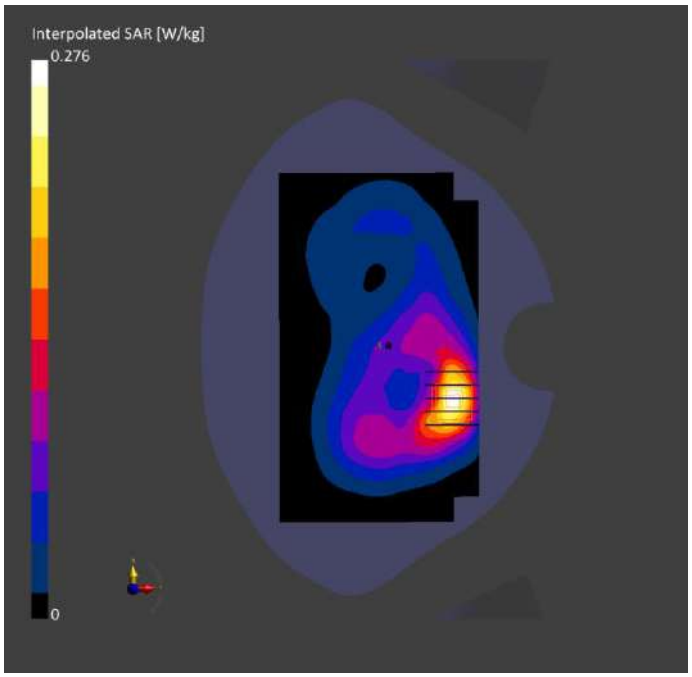
Interpolated SAR [W/kg]
0.276
0

Meas.43 Body Plane with Left Edge 10mm on Middle Channel in LTE Band66 mode with Antenna 5

Device under Test Properties

Model, Manufacturer	Dimensions [mm]	DUT Type
Device,	165.0 x 75.0 x 8.0	Phone

Exposure Conditions

Phantom Section, TSL	Position, Test Distance [mm]	Band	Group, UID	Frequency [MHz], Channel Number	Conversion Factor	TSL Conductivity [S/m]	TSL Permittivity	Ambient Temperature [℃]	Liquid Temperature [℃]
Flat, HSL	EDGE LEFT, 10.00	Band 66	LTE-FDD, 10169-CAF	1745.0, 132322	8.52	1.38	39.8	22.1	21.9

Hardware Setup

Phantom	TSL, Measured Date	Probe, Calibration Date	DAE, Calibration Date
Twin-SAM V5.0 (30deg probe tilt) - 1859	HBBL-600-10000 2024-03-03	EX3DV4 - SN7607, 2023-07-04	DAE4 Sn878, 2023-03-23

Scan Setup

	Area Scan	Zoom Scan
Grid Extents [mm]	80.0 x 210.0	32.0 x 32.0 x 30.0
Grid Steps [mm]	8.0 x 15.0	8.0 x 8.0 x 5.0
Sensor Surface [mm]	3.0	1.4
Graded Grid	Yes	Yes
Grading Ratio	1.5	1.5
MAIA	N/A	N/A
Surface Detection	VMS + 6p	VMS + 6p
Scan Method	Measured	Measured

Measurement Results

	Area Scan	Zoom Scan
Date	2024-03-03	2024-03-03
psSAR1g [W/kg]	0.519	0.533
psSAR10g [W/kg]	0.262	0.271
Power Drift [dB]	-0.02	0.05
Power Scaling	Disabled	Disabled
Scaling Factor [dB]		
TSL Correction	No correction	No correction
M2/M1 [%]		57.3
Dist 3dB Peak [mm]		8.0

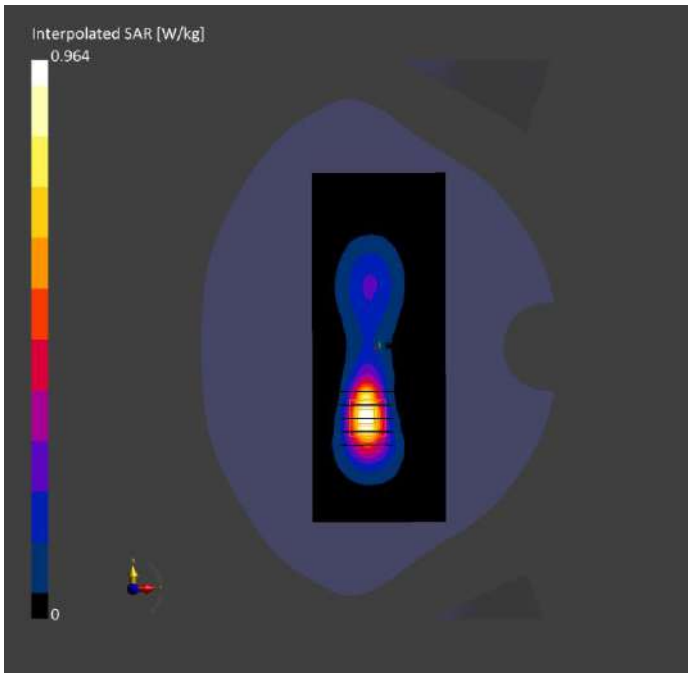
Interpolated SAR [W/kg]
0.964
0

Meas.44 Right Head with Tilt on High Channel in LTE Band38 mode with Antenna 5

Device under Test Properties

Model, Manufacturer	Dimensions [mm]	DUT Type
Device,	165.0 x 75.0 x 8.0	Phone

Exposure Conditions

Phantom Section, TSL	Position, Test Distance [mm]	Band	Group, UID	Frequency [MHz], Channel Number	Conversion Factor	TSL Conductivity [S/m]	TSL Permittivity	Ambient Temperature [℃]	Liquid Temperature [℃]
RightHead, HSL	CHEEK, 0.00	Band 38	LTE-TDD, 10172-CAH	2610.0, 38150	7.41	1.96	39.7	22.5	21.6

Hardware Setup

Phantom	TSL, Measured Date	Probe, Calibration Date	DAE, Calibration Date
Twin-SAM V5.0 (30deg probe tilt) - 1859	HBBL-600-10000 2024-03-12	EX3DV4 - SN7607, 2023-07-04	DAE4 Sn878, 2023-03-23

Scan Setup

	Area Scan	Zoom Scan
Grid Extents [mm]	120.0 x 216.0	30.0 x 30.0 x 30.0
Grid Steps [mm]	12.0 x 12.0	5.0 x 5.0 x 5.0
Sensor Surface [mm]	3.0	1.4
Graded Grid	Yes	Yes
Grading Ratio	1.5	1.5
MAIA	N/A	N/A
Surface Detection	VMS + 6p	All points
Scan Method	Measured	Measured

Measurement Results

	Area Scan	Zoom Scan
Date	2024-03-12	2024-03-12
psSAR1g [W/kg]	0.665	0.846
psSAR10g [W/kg]	0.337	0.378
Power Drift [dB]	-0.05	-0.16
Power Scaling	Disabled	Disabled
Scaling Factor [dB]		
TSL Correction	No correction	No correction
M2/M1 [%]		48.2
Dist 3dB Peak [mm]		6.1

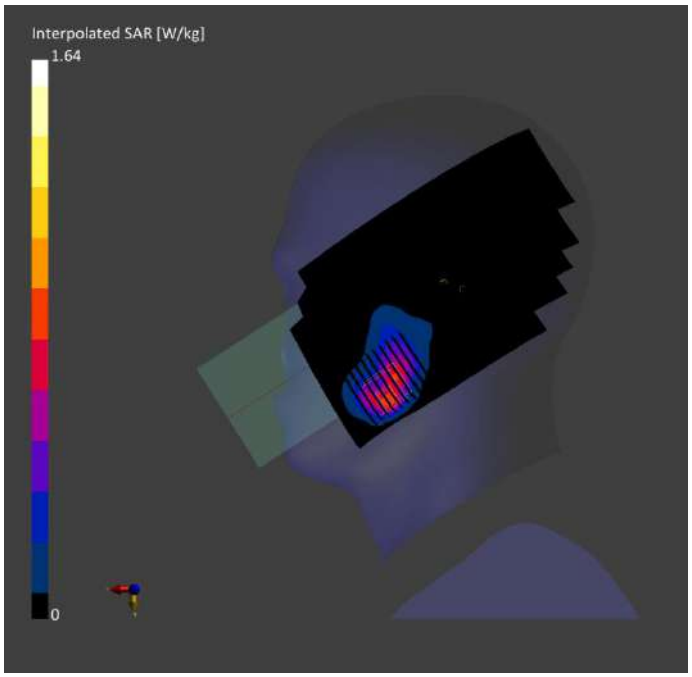
Interpolated SAR [W/kg]
1.64
0

Meas.45 Body Plane with Back Side 15mm on Middle Channel in LTE Band38 mode with Antenna 0

Device under Test Properties

Model, Manufacturer	Dimensions [mm]	DUT Type
Device,	165.0 x 75.0 x 8.0	Phone

Exposure Conditions

Phantom Section, TSL	Position, Test Distance [mm]	Band	Group, UID	Frequency [MHz], Channel Number	Conversion Factor	TSL Conductivity [S/m]	TSL Permittivity	Ambient Temperature [℃]	Liquid Temperature [℃]
Flat, HSL	BACK, 15.00	Band 38	LTE-TDD, 10172-CAH	2595.0, 38000	7.41	1.94	39.9	22.5	21.6

Hardware Setup

Phantom	TSL, Measured Date	Probe, Calibration Date	DAE, Calibration Date
Twin-SAM V5.0 (30deg probe tilt) - 1859	HBBL-600-10000 2024-03-12	EX3DV4 - SN7607, 2023-07-04	DAE4 Sn878, 2023-03-23

Scan Setup

	Area Scan	Zoom Scan
Grid Extents [mm]	120.0 x 216.0	30.0 x 30.0 x 30.0
Grid Steps [mm]	12.0 x 12.0	5.0 x 5.0 x 5.0
Sensor Surface [mm]	3.0	1.4
Graded Grid	Yes	Yes
Grading Ratio	1.5	1.5
MAIA	N/A	N/A
Surface Detection	VMS + 6p	VMS + 6p
Scan Method	Measured	Measured

Measurement Results

	Area Scan	Zoom Scan
Date	2024-03-12	2024-03-12
psSAR1g [W/kg]	0.329	0.339
psSAR10g [W/kg]	0.174	0.181
Power Drift [dB]	-0.02	0.05
Power Scaling	Disabled	Disabled
Scaling Factor [dB]		
TSL Correction	No correction	No correction
M2/M1 [%]		53.7
Dist 3dB Peak [mm]		14.6

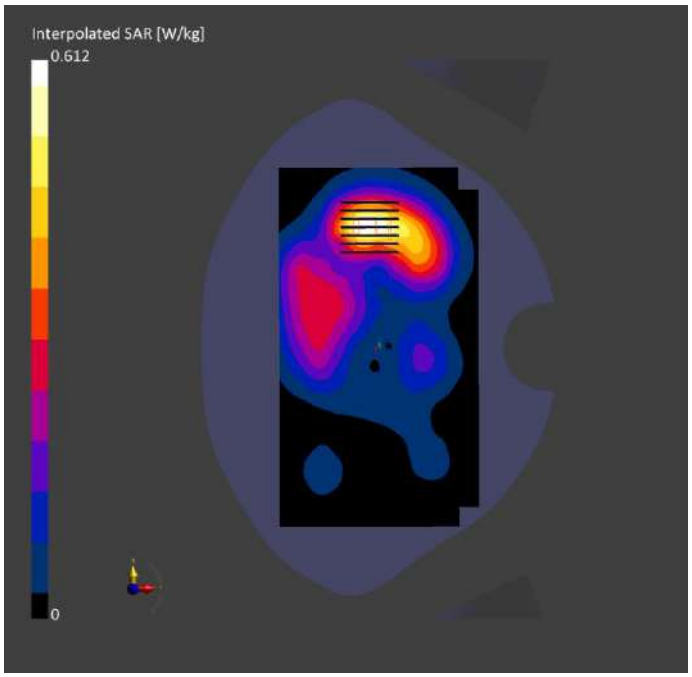
Interpolated SAR [W/kg]
0.612
0

Meas.46 Body Plane with Bottom Edge 10mm on Middle Channel in LTE Band38 mode with Antenna 0

Device under Test Properties

Model, Manufacturer	Dimensions [mm]	DUT Type
Device,	165.0 x 75.0 x 8.0	Phone

Exposure Conditions

Phantom Section, TSL	Position, Test Distance [mm]	Band	Group, UID	Frequency [MHz], Channel Number	Conversion Factor	TSL Conductivity [S/m]	TSL Permittivity	Ambient Temperature [℃]	Liquid Temperature [℃]
Flat, HSL	EDGE BOTTOM, 10.00	Band 38	LTE-TDD, 10172-CAH	2595.0, 38000	7.41	1.94	39.9	22.5	21.6

Hardware Setup

Phantom	TSL, Measured Date	Probe, Calibration Date	DAE, Calibration Date
Twin-SAM V5.0 (30deg probe tilt) - 1859	HBBL-600-10000 2024-03-12	EX3DV4 - SN7607, 2023-07-04	DAE4 Sn878, 2023-03-23

Scan Setup

	Area Scan	Zoom Scan
Grid Extents [mm]	72.0 x 120.0	30.0 x 30.0 x 30.0
Grid Steps [mm]	12.0 x 12.0	5.0 x 5.0 x 5.0
Sensor Surface [mm]	3.0	1.4
Graded Grid	Yes	Yes
Grading Ratio	1.5	1.5
MAIA	N/A	N/A
Surface Detection	VMS + 6p	VMS + 6p
Scan Method	Measured	Measured

Measurement Results

	Area Scan	Zoom Scan
Date	2024-03-12	2024-03-12
psSAR1g [W/kg]	0.727	0.797
psSAR10g [W/kg]	0.343	0.384
Power Drift [dB]	-0.05	-0.01
Power Scaling	Disabled	Disabled
Scaling Factor [dB]		
TSL Correction	No correction	No correction
M2/M1 [%]		49.4
Dist 3dB Peak [mm]		10.0

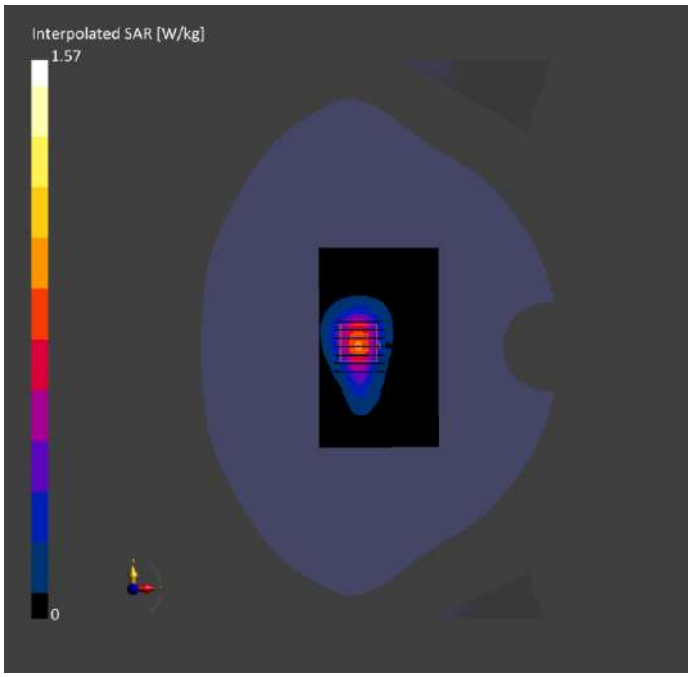
Interpolated SAR [W/kg]
1.57
0

Meas.47 Body Plane with Bottom Edge 0mm on Middle Channel in LTE Band38 mode with Antenna 0

Device under Test Properties

Model, Manufacturer	Dimensions [mm]	DUT Type
Device,	165.0 x 75.0 x 8.0	Phone

Exposure Conditions

Phantom Section, TSL	Position, Test Distance [mm]	Band	Group, UID	Frequency [MHz], Channel Number	Conversion Factor	TSL Conductivity [S/m]	TSL Permittivity	Ambient Temperature [℃]	Liquid Temperature [℃]
Flat, HSL	EDGE BOTTOM, 0.00	Band 38	LTE-TDD, 10172-CAH	2595.0, 38000	7.41	1.94	39.9	22.5	21.6

Hardware Setup

Phantom	TSL, Measured Date	Probe, Calibration Date	DAE, Calibration Date
Twin-SAM V5.0 (30deg probe tilt) - 1859	HBBL-600-10000 2024-03-12	EX3DV4 - SN7607, 2023-07-04	DAE4 Sn878, 2023-03-23

Scan Setup

	Area Scan	Zoom Scan
Grid Extents [mm]	72.0 x 120.0	30.0 x 30.0 x 30.0
Grid Steps [mm]	12.0 x 12.0	5.0 x 5.0 x 5.0
Sensor Surface [mm]	3.0	1.4
Graded Grid	Yes	Yes
Grading Ratio	1.5	1.5
MAIA	N/A	N/A
Surface Detection	VMS + 6p	VMS + 6p
Scan Method	Measured	Measured

Measurement Results

	Area Scan	Zoom Scan
Date	2024-03-12	2024-03-12
psSAR1g [W/kg]	3.01	3.17
psSAR10g [W/kg]	1.44	1.46
Power Drift [dB]	-0.05	-0.15
Power Scaling	Disabled	Disabled
Scaling Factor [dB]		
TSL Correction	No correction	No correction
M2/M1 [%]		48.9
Dist 3dB Peak [mm]		9.0

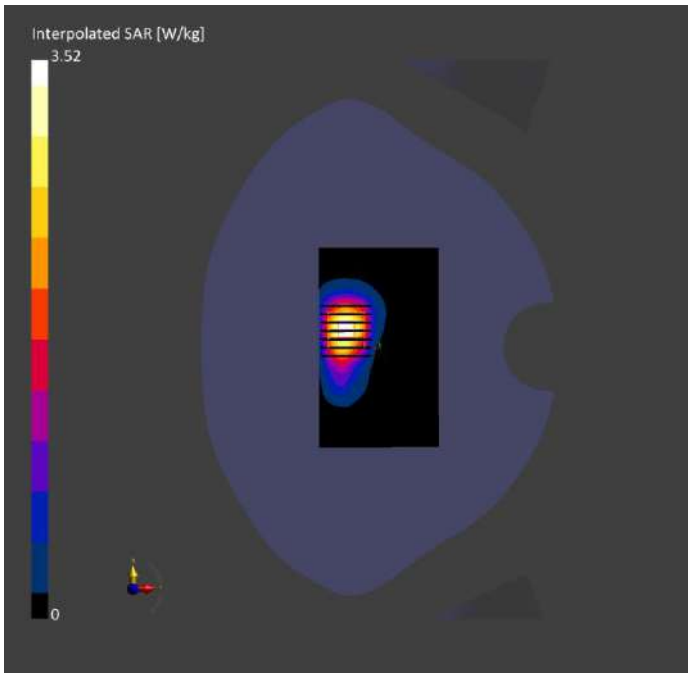
Interpolated SAR [W/kg]
3.52
0

Meas.48 Right Head with Cheek on Middle Channel in LTE Band41 mode with Antenna 5

Device under Test Properties

Model, Manufacturer	Dimensions [mm]	DUT Type
Device,	165.0 x 75.0 x 8.0	Phone

Exposure Conditions

Phantom Section, TSL	Position, Test Distance [mm]	Band	Group, UID	Frequency [MHz], Channel Number	Conversion Factor	TSL Conductivity [S/m]	TSL Permittivity	Ambient Temperature [℃]	Liquid Temperature [℃]
RightHead, HSL	CHEEK, 0.00	Band 41	LTE-TDD, 10172-CAH	2593.0, 40620	7.41	1.91	38.5	22.4	21.5

Hardware Setup

Phantom	TSL, Measured Date	Probe, Calibration Date	DAE, Calibration Date
Twin-SAM V5.0 (30deg probe tilt) - 1859	HBBL-600-10000 2024-03-17	EX3DV4 - SN7607, 2023-07-04	DAE4 Sn878, 2023-03-23

Scan Setup

	Area Scan	Zoom Scan
Grid Extents [mm]	120.0 x 216.0	30.0 x 30.0 x 30.0
Grid Steps [mm]	12.0 x 12.0	5.0 x 5.0 x 5.0
Sensor Surface [mm]	3.0	1.4
Graded Grid	Yes	Yes
Grading Ratio	1.5	1.5
MAIA	N/A	N/A
Surface Detection	VMS + 6p	All points
Scan Method	Measured	Measured

Measurement Results

	Area Scan	Zoom Scan
Date	2024-03-17	2024-03-17
psSAR1g [W/kg]	0.660	0.786
psSAR10g [W/kg]	0.329	0.364
Power Drift [dB]	-0.04	-0.01
Power Scaling	Disabled	Disabled
Scaling Factor [dB]		
TSL Correction	No correction	No correction
M2/M1 [%]		48.8
Dist 3dB Peak [mm]		7.2

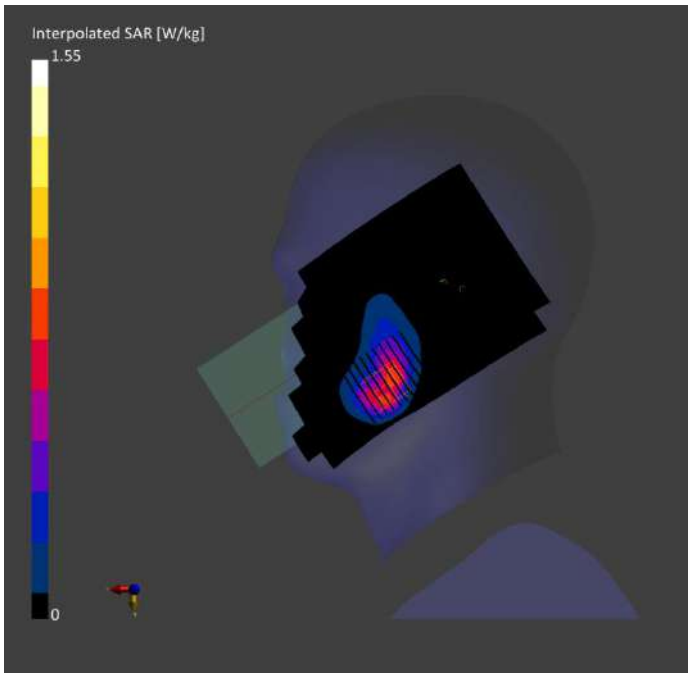
Interpolated SAR [W/kg]
1.55
0

Meas.49 Body Plane with Back Side 15mm on Middle Channel in LTE Band41 mode with Antenna 4

Device under Test Properties

Model, Manufacturer	Dimensions [mm]	DUT Type
Device,	165.0 x 75.0 x 8.0	Phone

Exposure Conditions

Phantom Section, TSL	Position, Test Distance [mm]	Band	Group, UID	Frequency [MHz], Channel Number	Conversion Factor	TSL Conductivity [S/m]	TSL Permittivity	Ambient Temperature [℃]	Liquid Temperature [℃]
Flat, HSL	BACK, 15.00	Band 41	LTE-TDD, 10172-CAH	2593.0, 40620	7.41	1.91	38.5	22.4	21.5

Hardware Setup

Phantom	TSL, Measured Date	Probe, Calibration Date	DAE, Calibration Date
Twin-SAM V5.0 (30deg probe tilt) - 1859	HBBL-600-10000 2024-03-17	EX3DV4 - SN7607, 2023-07-04	DAE4 Sn878, 2023-03-23

Scan Setup

	Area Scan	Zoom Scan
Grid Extents [mm]	120.0 x 216.0	30.0 x 30.0 x 30.0
Grid Steps [mm]	12.0 x 12.0	5.0 x 5.0 x 5.0
Sensor Surface [mm]	3.0	1.4
Graded Grid	Yes	Yes
Grading Ratio	1.5	1.5
MAIA	N/A	N/A
Surface Detection	VMS + 6p	VMS + 6p
Scan Method	Measured	Measured

Measurement Results

	Area Scan	Zoom Scan
Date	2024-03-17	2024-03-17
psSAR1g [W/kg]	0.266	0.260
psSAR10g [W/kg]	0.145	0.140
Power Drift [dB]	-0.03	0.11
Power Scaling	Disabled	Disabled
Scaling Factor [dB]		
TSL Correction	No correction	No correction
M2/M1 [%]		51.8
Dist 3dB Peak [mm]		14.6

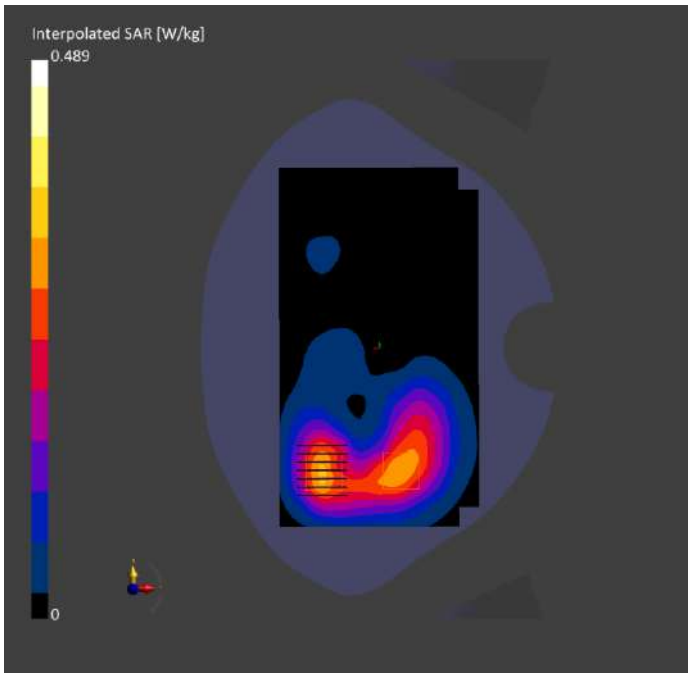
Interpolated SAR [W/kg]
0.489
0

Meas.50 Body Plane with Right Edge 10mm on Middle Channel in LTE Band41 mode with Antenna 1

Device under Test Properties

Model, Manufacturer	Dimensions [mm]	DUT Type
Device,	165.0 x 75.0 x 8.0	Phone

Exposure Conditions

Phantom Section, TSL	Position, Test Distance [mm]	Band	Group, UID	Frequency [MHz], Channel Number	Conversion Factor	TSL Conductivity [S/m]	TSL Permittivity	Ambient Temperature [℃]	Liquid Temperature [℃]
Flat, HSL	EDGE RIGHT, 10.00	Band 41	LTE-TDD, 10172-CAH	2593.0, 40620	7.41	1.91	38.5	22.4	21.5

Hardware Setup

Phantom	TSL, Measured Date	Probe, Calibration Date	DAE, Calibration Date
Twin-SAM V5.0 (30deg probe tilt) - 1859	HBBL-600-10000 2024-03-17	EX3DV4 - SN7607, 2023-07-04	DAE4 Sn878, 2023-03-23

Scan Setup

	Area Scan	Zoom Scan
Grid Extents [mm]	72.0 x 216.0	30.0 x 30.0 x 30.0
Grid Steps [mm]	12.0 x 12.0	5.0 x 5.0 x 5.0
Sensor Surface [mm]	3.0	1.4
Graded Grid	Yes	Yes
Grading Ratio	1.5	1.5
MAIA	N/A	N/A
Surface Detection	VMS + 6p	VMS + 6p
Scan Method	Measured	Measured

Measurement Results

	Area Scan	Zoom Scan
Date	2024-03-17	2024-03-17
psSAR1g [W/kg]	0.751	0.869
psSAR10g [W/kg]	0.386	0.422
Power Drift [dB]	-0.04	0.00
Power Scaling	Disabled	Disabled
Scaling Factor [dB]		
TSL Correction	No correction	No correction
M2/M1 [%]		51.8
Dist 3dB Peak [mm]		9.0

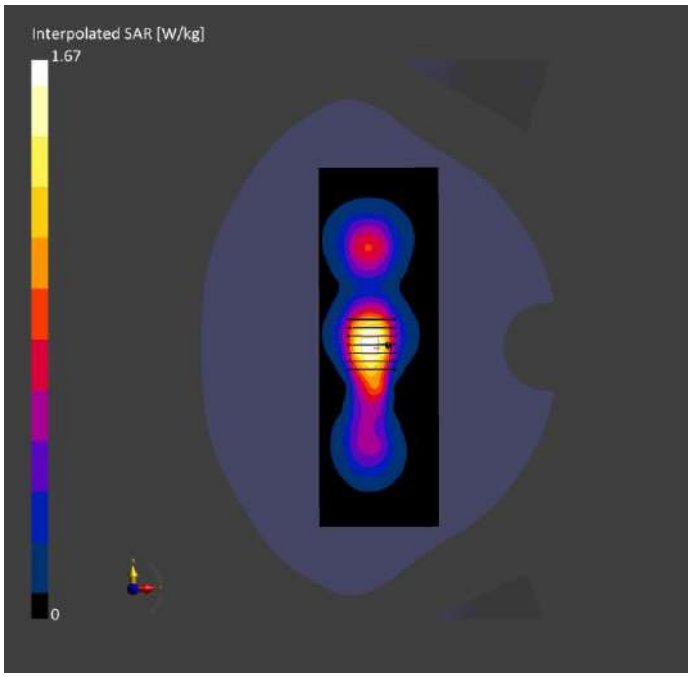
Interpolated SAR [W/kg]
1.67
0

Meas.51 Body Plane with Bottom Edge 0mm on Low Channel in LTE Band41 mode with Antenna 0

Device under Test Properties

Model, Manufacturer	Dimensions [mm]	DUT Type
Device,	165.0 x 75.0 x 8.0	Phone

Exposure Conditions

Phantom Section, TSL	Position, Test Distance [mm]	Band	Group, UID	Frequency [MHz], Channel Number	Conversion Factor	TSL Conductivity [S/m]	TSL Permittivity	Ambient Temperature [℃]	Liquid Temperature [℃]
Flat, HSL	EDGE BOTTOM, 0.00	Band 41	LTE-TDD, 10172-CAH	2506.0, 39750	7.41	1.81	38.7	22.4	21.5

Hardware Setup

Phantom	TSL, Measured Date	Probe, Calibration Date	DAE, Calibration Date
Twin-SAM V5.0 (30deg probe tilt) - 1859	HBBL-600-10000 2024-03-17	EX3DV4 - SN7607, 2023-07-04	DAE4 Sn878, 2023-03-23

Scan Setup

	Area Scan	Zoom Scan
Grid Extents [mm]	72.0 x 120.0	30.0 x 30.0 x 30.0
Grid Steps [mm]	12.0 x 12.0	5.0 x 5.0 x 5.0
Sensor Surface [mm]	3.0	1.4
Graded Grid	Yes	Yes
Grading Ratio	1.5	1.5
MAIA	N/A	N/A
Surface Detection	VMS + 6p	VMS + 6p
Scan Method	Measured	Measured

Measurement Results

	Area Scan	Zoom Scan
Date	2024-03-17	2024-03-17
psSAR1g [W/kg]	2.94	3.06
psSAR10g [W/kg]	1.41	1.38
Power Drift [dB]	0.01	0.02
Power Scaling	Disabled	Disabled
Scaling Factor [dB]		
TSL Correction	No correction	No correction
M2/M1 [%]		29.6
Dist 3dB Peak [mm]		4.0

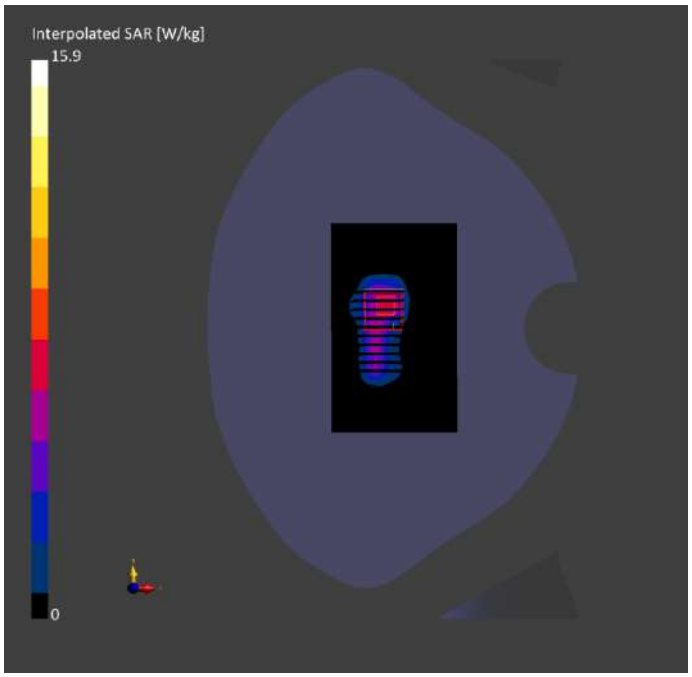
Interpolated SAR [W/kg]
15.9
0

Meas.52 Right Head with Cheek on Middle Channel in NR Band5 mode with Antenna 1

Device under Test Properties

Model, Manufacturer	Dimensions [mm]	DUT Type
Device,	165.0 x 75.0 x 8.0	Phone

Exposure Conditions

Phantom Section, TSL	Position, Test Distance [mm]	Band	Group, UID	Frequency [MHz], Channel Number	Conversion Factor	TSL Conductivity [S/m]	TSL Permittivity	Ambient Temperature [℃]	Liquid Temperature [℃]
RightHead, HSL	CHEEK, 0.00	Band n5	5G NR FR1 FDD, 10931-AAC	836.5, 167300	9.96	0.919	41.0	22.2	21.9

Hardware Setup

Phantom	TSL, Measured Date	Probe, Calibration Date	DAE, Calibration Date
Twin-SAM V8.0 (30deg probe tilt) - 2090	HBBL-600-10000 2024-02-28	EX3DV4 - SN7607, 2023-07-04	DAE4 Sn878, 2023-03-23

Scan Setup

	Area Scan	Zoom Scan
Grid Extents [mm]	120.0 x 210.0	32.0 x 32.0 x 30.0
Grid Steps [mm]	15.0 x 15.0	8.0 x 8.0 x 5.0
Sensor Surface [mm]	3.0	1.4
Graded Grid	Yes	Yes
Grading Ratio	1.5	1.5
MAIA	N/A	N/A
Surface Detection	VMS + 6p	VMS + 6p
Scan Method	Measured	Measured

Measurement Results

	Area Scan	Zoom Scan
Date	2024-02-28	2024-02-28
psSAR1g [W/kg]	0.379	0.376
psSAR10g [W/kg]	0.233	0.201
Power Drift [dB]	0.03	0.00
Power Scaling	Disabled	Disabled
Scaling Factor [dB]		
TSL Correction	No correction	No correction
M2/M1 [%]		49.3
Dist 3dB Peak [mm]		6.5

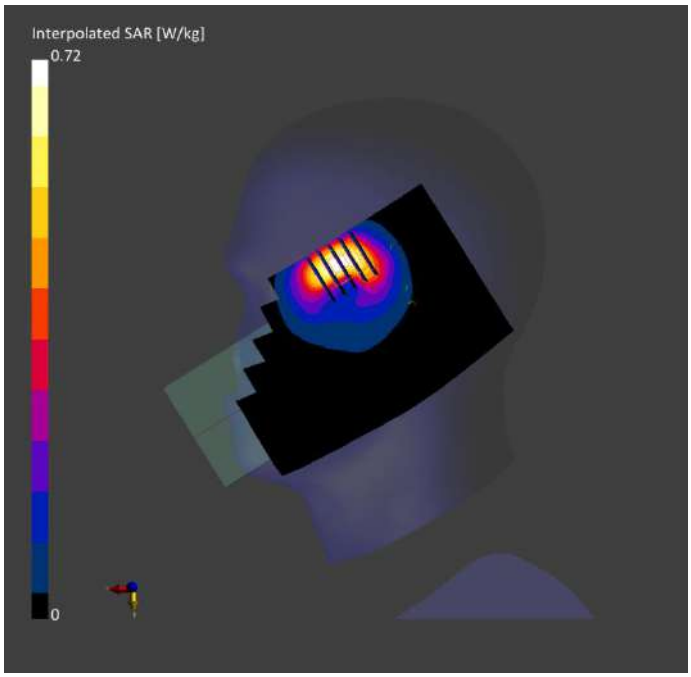
Interpolated SAR [W/kg]
0.72
0

Meas.53 Body Plane with Back Side 15mm on Middle Channel in NR Band5 mode with Antenna 1

Device under Test Properties

Model, Manufacturer	Dimensions [mm]	DUT Type
Device,	165.0 x 75.0 x 8.0	Phone

Exposure Conditions

Phantom Section, TSL	Position, Test Distance [mm]	Band	Group, UID	Frequency [MHz], Channel Number	Conversion Factor	TSL Conductivity [S/m]	TSL Permittivity	Ambient Temperature [℃]	Liquid Temperature [℃]
Flat, HSL	BACK, 15.00	Band n5	5G NR FR1 FDD, 10931-AAC	836.5, 167300	9.96	0.919	41.0	22.2	21.9

Hardware Setup

Phantom	TSL, Measured Date	Probe, Calibration Date	DAE, Calibration Date
Twin-SAM V5.0 (30deg probe tilt) - 1859	HBBL-600-10000 2024-02-28	EX3DV4 - SN7607, 2023-07-04	DAE4 Sn878, 2023-03-23

Scan Setup

	Area Scan	Zoom Scan
Grid Extents [mm]	120.0 x 180.0	32.0 x 32.0 x 30.0
Grid Steps [mm]	15.0 x 15.0	8.0 x 8.0 x 5.0
Sensor Surface [mm]	3.0	1.4
Graded Grid	Yes	Yes
Grading Ratio	1.5	1.5
MAIA	N/A	N/A
Surface Detection	VMS + 6p	VMS + 6p
Scan Method	Measured	Measured

Measurement Results

	Area Scan	Zoom Scan
Date	2024-02-28	2024-02-28
psSAR1g [W/kg]	0.194	0.194
psSAR10g [W/kg]	0.125	0.122
Power Drift [dB]	-0.04	0.01
Power Scaling	Disabled	Disabled
Scaling Factor [dB]		
TSL Correction	No correction	No correction
M2/M1 [%]		64.8
Dist 3dB Peak [mm]		13.2

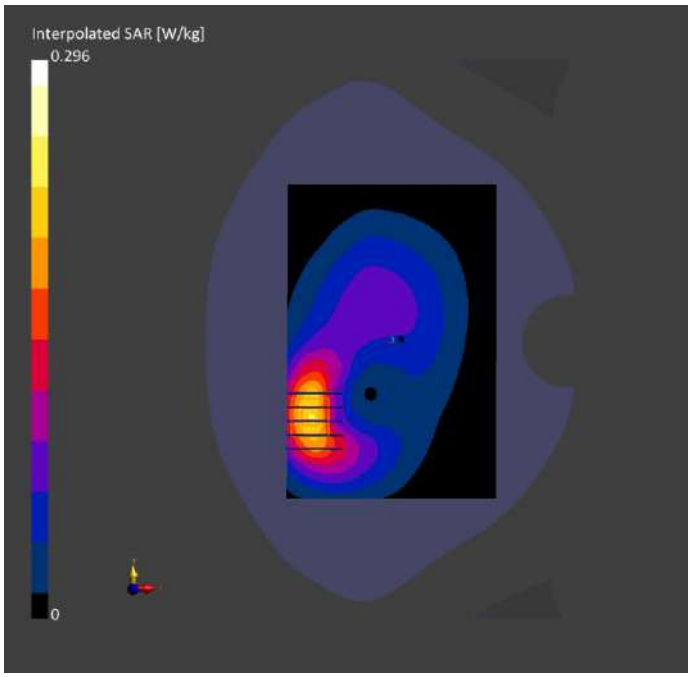
Interpolated SAR [W/kg]
0.296
0

Meas.54 Body Plane with Right Edge 10mm on Middle Channel in NR Band5 mode with Antenna 1

Device under Test Properties

Model, Manufacturer	Dimensions [mm]	DUT Type
Device,	165.0 x 75.0 x 8.0	Phone

Exposure Conditions

Phantom Section, TSL	Position, Test Distance [mm]	Band	Group, UID	Frequency [MHz], Channel Number	Conversion Factor	TSL Conductivity [S/m]	TSL Permittivity	Ambient Temperature [℃]	Liquid Temperature [℃]
Flat, HSL	EDGE RIGHT, 10.00	Band n5	5G NR FR1 FDD, 10931-AAC	839.0, 167800	9.96	0.923	40.8	22.2	21.9

Hardware Setup

Phantom	TSL, Measured Date	Probe, Calibration Date	DAE, Calibration Date
Twin-SAM V5.0 (30deg probe tilt) - 1859	HBBL-600-10000 2024-02-28	EX3DV4 - SN7607, 2023-07-04	DAE4 Sn878, 2023-03-23

Scan Setup

	Area Scan	Zoom Scan
Grid Extents [mm]	80.0 x 210.0	32.0 x 32.0 x 30.0
Grid Steps [mm]	8.0 x 15.0	8.0 x 8.0 x 5.0
Sensor Surface [mm]	3.0	1.4
Graded Grid	Yes	Yes
Grading Ratio	1.5	1.5
MAIA	N/A	N/A
Surface Detection	VMS + 6p	VMS + 6p
Scan Method	Measured	Measured

Measurement Results

	Area Scan	Zoom Scan
Date	2024-02-28	2024-02-28
psSAR1g [W/kg]	0.289	0.292
psSAR10g [W/kg]	0.168	0.158
Power Drift [dB]	0.00	0.02
Power Scaling	Disabled	Disabled
Scaling Factor [dB]		
TSL Correction	No correction	No correction
M2/M1 [%]		52.4
Dist 3dB Peak [mm]		9.6

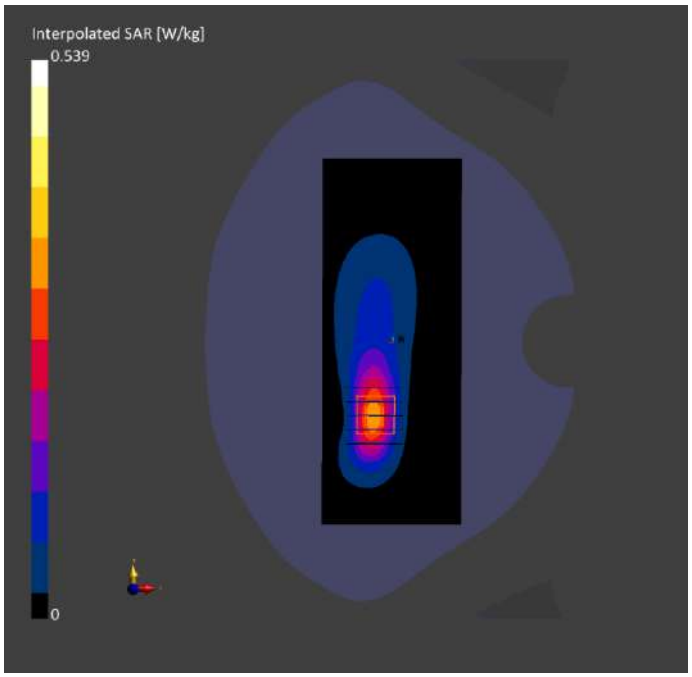
Interpolated SAR [W/kg]
0.539
0

Meas.55 Right Head with Cheek on Middle Channel in NR Band7 mode with Antenna 4

Device under Test Properties

Model, Manufacturer	Dimensions [mm]	DUT Type
Device,	165.0 x 75.0 x 8.0	Phone

Exposure Conditions

Phantom Section, TSL	Position, Test Distance [mm]	Band	Group, UID	Frequency [MHz], Channel Number	Conversion Factor	TSL Conductivity [S/m]	TSL Permittivity	Ambient Temperature [℃]	Liquid Temperature [℃]
RightHead, HSL	CHEEK, 0.00	Band n7	5G NR FR1 FDD, 10931-AAC	2535.0, 507000	7.85	1.92	39.0	22.1	21.4

Hardware Setup

Phantom	TSL, Measured Date	Probe, Calibration Date	DAE, Calibration Date
Twin-SAM V5.0 (30deg probe tilt) - 1859	HBBL-600-10000 2024-03-10	EX3DV4 - SN7607, 2023-07-04	DAE4 Sn878, 2023-03-23

Scan Setup

	Area Scan	Zoom Scan
Grid Extents [mm]	120.0 x 216.0	30.0 x 30.0 x 30.0
Grid Steps [mm]	12.0 x 12.0	5.0 x 5.0 x 5.0
Sensor Surface [mm]	3.0	1.4
Graded Grid	Yes	Yes
Grading Ratio	1.5	1.5
MAIA	N/A	N/A
Surface Detection	VMS + 6p	VMS + 6p
Scan Method	Measured	Measured

Measurement Results

	Area Scan	Zoom Scan
Date	2024-03-10	2024-03-10
psSAR1g [W/kg]	0.258	0.264
psSAR10g [W/kg]	0.132	0.124
Power Drift [dB]	-0.03	-0.01
Power Scaling	Disabled	Disabled
Scaling Factor [dB]		
TSL Correction	No correction	No correction
M2/M1 [%]		45.8
Dist 3dB Peak [mm]		9.2

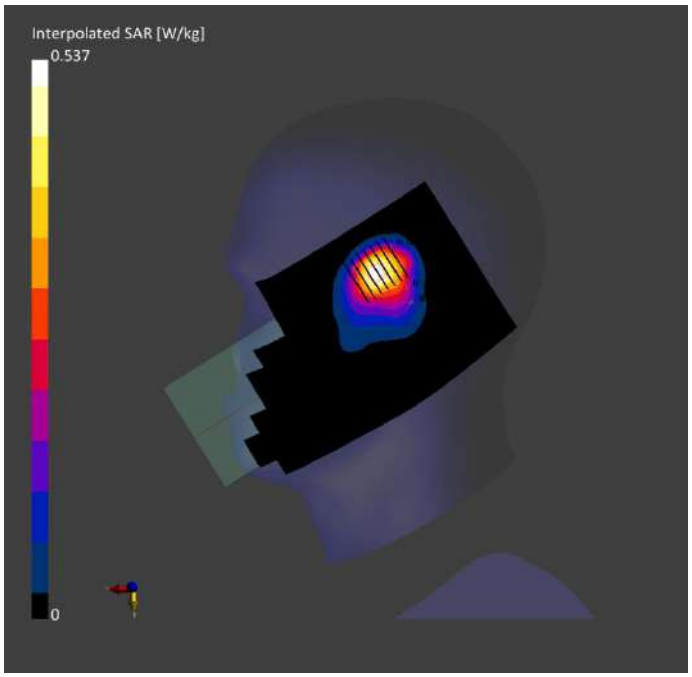
Interpolated SAR [W/kg]
0.537
0

Meas.56 Body Plane with Back Side 15mm on Middle Channel in NR Band7 mode with Antenna 4

Device under Test Properties

Model, Manufacturer	Dimensions [mm]	DUT Type
Device,	165.0 x 75.0 x 8.0	Phone

Exposure Conditions

Phantom Section, TSL	Position, Test Distance [mm]	Band	Group, UID	Frequency [MHz], Channel Number	Conversion Factor	TSL Conductivity [S/m]	TSL Permittivity	Ambient Temperature [℃]	Liquid Temperature [℃]
Flat, HSL	BACK, 15.00	Band n7	5G NR FR1 FDD, 10931-AAC	2535.0, 507000	7.41	1.92	39.0	22.1	21.4

Hardware Setup

Phantom	TSL, Measured Date	Probe, Calibration Date	DAE, Calibration Date
Twin-SAM V5.0 (30deg probe tilt) - 1859	HBBL-600-10000 2024-03-10	EX3DV4 - SN7607, 2023-07-04	DAE4 Sn878, 2023-03-23

Scan Setup

	Area Scan	Zoom Scan
Grid Extents [mm]	120.0 x 192.0	30.0 x 30.0 x 30.0
Grid Steps [mm]	12.0 x 12.0	5.0 x 5.0 x 5.0
Sensor Surface [mm]	3.0	1.4
Graded Grid	Yes	Yes
Grading Ratio	1.5	1.5
MAIA	Y	Y
Surface Detection	VMS + 6p	VMS + 6p
Scan Method	Measured	Measured

Measurement Results

	Area Scan	Zoom Scan
Date	2024-03-10	2024-03-10
psSAR1g [W/kg]	0.100	0.100
psSAR10g [W/kg]	0.055	0.052
Power Drift [dB]	0.05	0.04
Power Scaling	Disabled	Disabled
Scaling Factor [dB]		
TSL Correction	No correction	No correction
M2/M1 [%]		49.3
Dist 3dB Peak [mm]		15.0

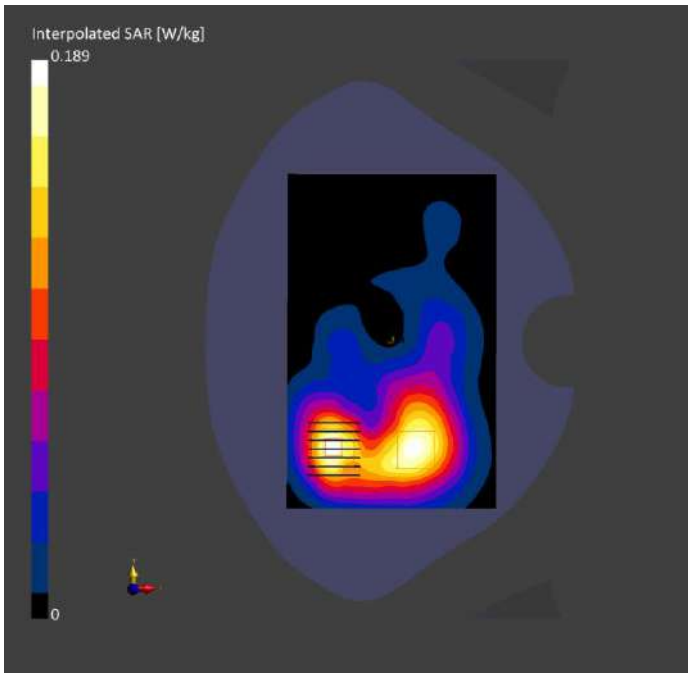
Interpolated SAR [W/kg]
0.189
0

Meas.57 Body Plane with Bottom Edge 10mm on Middle Channel in NR Band7 mode with Antenna 0

Device under Test Properties

Model, Manufacturer	Dimensions [mm]	DUT Type
Device,	165.0 x 75.0 x 8.0	Phone

Exposure Conditions

Phantom Section, TSL	Position, Test Distance [mm]	Band	Group, UID	Frequency [MHz], Channel Number	Conversion Factor	TSL Conductivity [S/m]	TSL Permittivity	Ambient Temperature [℃]	Liquid Temperature [℃]
Flat, HSL	EDGE BOTTOM, 10.00	Band n7	5G NR FR1 FDD, 10931-AAC	2535.0, 507000	7.85	1.92	39.0	22.1	21.4

Hardware Setup

Phantom	TSL, Measured Date	Probe, Calibration Date	DAE, Calibration Date
Twin-SAM V5.0 (30deg probe tilt) - 1859	HBBL-600-10000 2024-03-10	EX3DV4 - SN7607, 2023-07-04	DAE4 Sn878, 2023-03-23

Scan Setup

	Area Scan	Zoom Scan
Grid Extents [mm]	72.0 x 120.0	32.0 x 32.0 x 30.0
Grid Steps [mm]	12.0 x 12.0	8.0 x 8.0 x 5.0
Sensor Surface [mm]	3.0	1.4
Graded Grid	Yes	Yes
Grading Ratio	1.5	1.5
MAIA	N/A	N/A
Surface Detection	VMS + 6p	VMS + 6p
Scan Method	Measured	Measured

Measurement Results

	Area Scan	Zoom Scan
Date	2024-03-10	2024-03-10
psSAR1g [W/kg]	0.797	0.856
psSAR10g [W/kg]	0.393	0.413
Power Drift [dB]	0.08	0.06
Power Scaling	Disabled	Disabled
Scaling Factor [dB]		
TSL Correction	No correction	No correction
M2/M1 [%]		48.3
Dist 3dB Peak [mm]		9.6

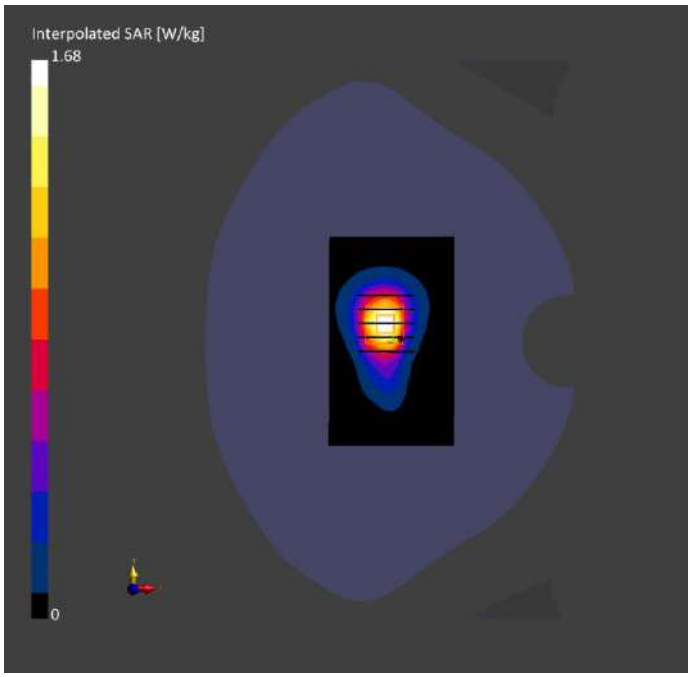
Interpolated SAR [W/kg]
1.68
0

Meas.58 Body Plane with Bottom Edge 0mm on Middle Channel in NR Band7 mode with Antenna 0

Device under Test Properties

Model, Manufacturer	Dimensions [mm]	DUT Type
Device,	165.0 x 75.0 x 8.0	Phone

Exposure Conditions

Phantom Section, TSL	Position, Test Distance [mm]	Band	Group, UID	Frequency [MHz], Channel Number	Conversion Factor	TSL Conductivity [S/m]	TSL Permittivity	Ambient Temperature [℃]	Liquid Temperature [℃]
Flat, HSL	EDGE BOTTOM, 0.00	Band n7	5G NR FR1 FDD, 10931-AAC	2535.0, 507000	7.41	1.92	39.0	22.1	21.4

Hardware Setup

Phantom	TSL, Measured Date	Probe, Calibration Date	DAE, Calibration Date
Twin-SAM V5.0 (30deg probe tilt) - 1859	HBBL-600-10000 2024-03-10	EX3DV4 - SN7607, 2023-07-04	DAE4 Sn878, 2023-03-23

Scan Setup

	Area Scan	Zoom Scan
Grid Extents [mm]	72.0 x 120.0	30.0 x 30.0 x 30.0
Grid Steps [mm]	12.0 x 12.0	5.0 x 5.0 x 5.0
Sensor Surface [mm]	3.0	1.4
Graded Grid	Yes	Yes
Grading Ratio	1.5	1.5
MAIA	N/A	N/A
Surface Detection	VMS + 6p	VMS + 6p
Scan Method	Measured	Measured

Measurement Results

	Area Scan	Zoom Scan
Date	2024-03-10	2024-03-10
psSAR1g [W/kg]	2.84	2.98
psSAR10g [W/kg]	1.32	1.43
Power Drift [dB]	0.00	0.03
Power Scaling	Disabled	Disabled
Scaling Factor [dB]		
TSL Correction	No correction	No correction
M2/M1 [%]		50.7
Dist 3dB Peak [mm]		9.5

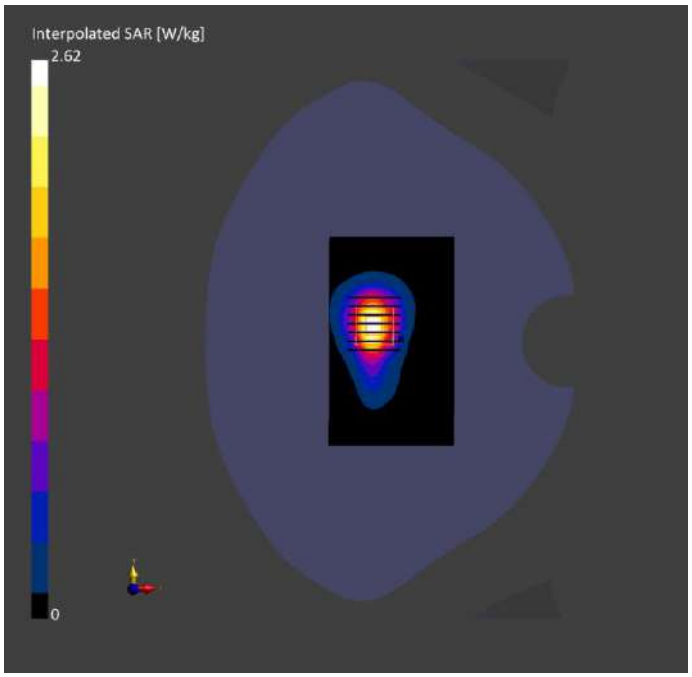
Interpolated SAR [W/kg]
2.62
0

Meas.59 Left Head with Cheek on Low Channel in NR Band66 mode with Antenna 5

Device under Test Properties

Model, Manufacturer	Dimensions [mm]	DUT Type
Device,	165.0 x 75.0 x 8.0	Phone

Exposure Conditions

Phantom Section, TSL	Position, Test Distance [mm]	Band	Group, UID	Frequency [MHz], Channel Number	Conversion Factor	TSL Conductivity [S/m]	TSL Permittivity	Ambient Temperature [℃]	Liquid Temperature [℃]
LeftHead, HSL	CHEEK, 0.00	Band n66	5G NR FR1 FDD, 10934-AAC	1730.0, 346000	8.59	1.38	41.4	22.2	21.8

Hardware Setup

Phantom	TSL, Measured Date	Probe, Calibration Date	DAE, Calibration Date
Twin-SAM V5.0 (30deg probe tilt) - 1859	HBBL-600-10000 2024-03-04	EX3DV4 - SN7607, 2023-07-04	DAE4 Sn878, 2023-03-23

Scan Setup

	Area Scan	Zoom Scan
Grid Extents [mm]	120.0 x 180.0	32.0 x 32.0 x 30.0
Grid Steps [mm]	15.0 x 15.0	8.0 x 8.0 x 5.0
Sensor Surface [mm]	3.0	1.4
Graded Grid	Yes	Yes
Grading Ratio	1.5	1.5
MAIA	N/A	N/A
Surface Detection	VMS + 6p	VMS + 6p
Scan Method	Measured	Measured

Measurement Results

	Area Scan	Zoom Scan
Date	2024-03-04	2024-03-04
psSAR1g [W/kg]	0.559	0.704
psSAR10g [W/kg]	0.307	0.336
Power Drift [dB]	0.00	-0.01
Power Scaling	Disabled	Disabled
Scaling Factor [dB]		
TSL Correction	No correction	No correction
M2/M1 [%]		48.9
Dist 3dB Peak [mm]		7.2

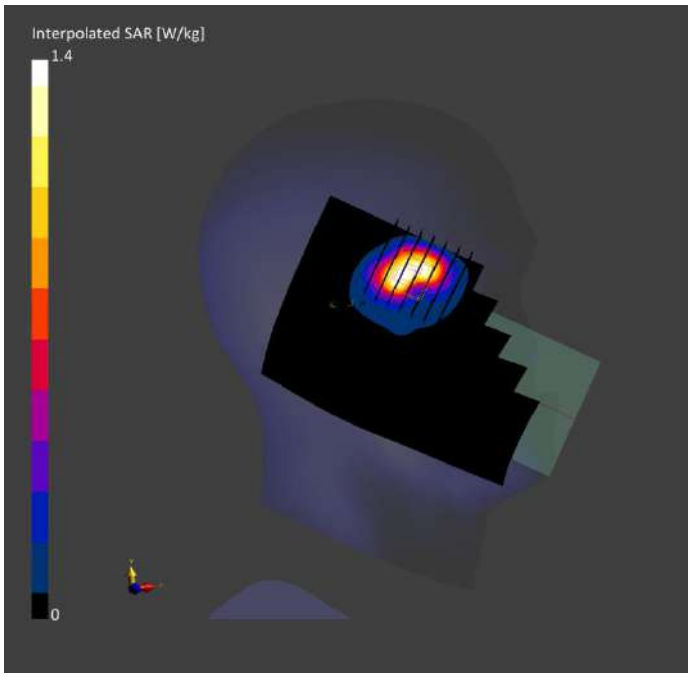
Interpolated SAR [W/kg]
1.4
0

Meas.60 Body Plane with Back Side 15mm on Middle Channel in NR Band66 mode with Antenna 5

Device under Test Properties

Model, Manufacturer	Dimensions [mm]	DUT Type
Device,	165.0 x 75.0 x 8.0	Phone

Exposure Conditions

Phantom Section, TSL	Position, Test Distance [mm]	Band	Group, UID	Frequency [MHz], Channel Number	Conversion Factor	TSL Conductivity [S/m]	TSL Permittivity	Ambient Temperature [℃]	Liquid Temperature [℃]
Flat, HSL	BACK, 15.00	Band n66	5G NR FR1 FDD, 10934-AAC	1745.0, 349000	8.52	1.40	41.1	22.2	21.8

Hardware Setup

Phantom	TSL, Measured Date	Probe, Calibration Date	DAE, Calibration Date
Twin-SAM V5.0 (30deg probe tilt) - 1859	HBBL-600-10000 2024-03-04	EX3DV4 - SN7607, 2023-07-04	DAE4 Sn878, 2023-03-23

Scan Setup

	Area Scan	Zoom Scan
Grid Extents [mm]	120.0 x 180.0	32.0 x 32.0 x 30.0
Grid Steps [mm]	15.0 x 15.0	8.0 x 8.0 x 5.0
Sensor Surface [mm]	3.0	1.4
Graded Grid	Yes	Yes
Grading Ratio	1.5	1.5
MAIA	Y	N/A
Surface Detection	VMS + 6p	VMS + 6p
Scan Method	Measured	Measured

Measurement Results

	Area Scan	Zoom Scan
Date	2024-03-04	2024-03-04
psSAR1g [W/kg]	0.156	0.179
psSAR10g [W/kg]	0.092	0.102
Power Drift [dB]	0.05	0.01
Power Scaling	Disabled	Disabled
Scaling Factor [dB]		
TSL Correction	No correction	No correction
M2/M1 [%]		60.5
Dist 3dB Peak [mm]		11.5

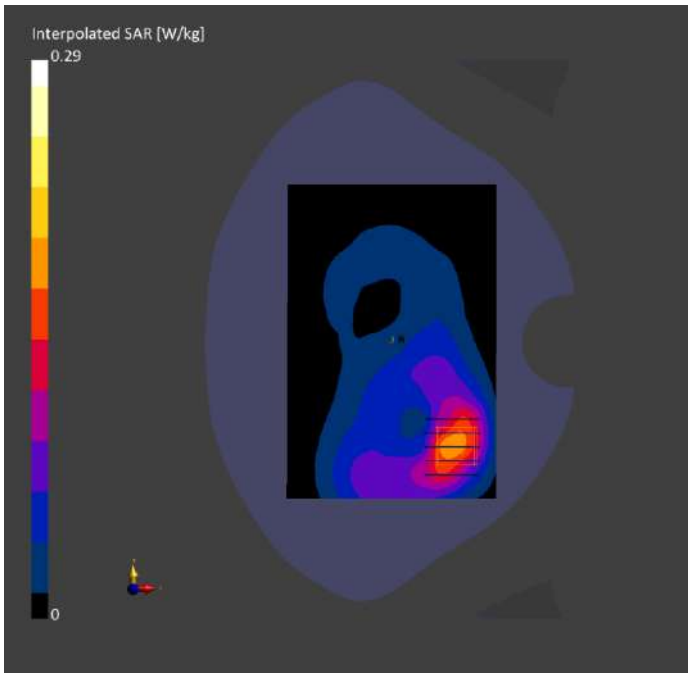
Interpolated SAR [W/kg]
0.29
0

Meas.61 Body Plane with Left Edge 10mm on Middle Channel in NR Band66 mode with Antenna 5

Device under Test Properties

Model, Manufacturer	Dimensions [mm]	DUT Type
Device,	165.0 x 75.0 x 8.0	Phone

Exposure Conditions

Phantom Section, TSL	Position, Test Distance [mm]	Band	Group, UID	Frequency [MHz], Channel Number	Conversion Factor	TSL Conductivity [S/m]	TSL Permittivity	Ambient Temperature [℃]	Liquid Temperature [℃]
Flat, HSL	EDGE LEFT, 10.00	Band n66	5G NR FR1 FDD, 10934-AAC	1745.0, 349000	8.52	1.40	41.1	22.2	21.8

Hardware Setup

Phantom	TSL, Measured Date	Probe, Calibration Date	DAE, Calibration Date
Twin-SAM V5.0 (30deg probe tilt) - 1859	HBBL-600-10000 2024-03-04	EX3DV4 - SN7607, 2023-07-04	DAE4 Sn878, 2023-03-23

Scan Setup

	Area Scan	Zoom Scan
Grid Extents [mm]	80.0 x 210.0	32.0 x 32.0 x 30.0
Grid Steps [mm]	8.0 x 15.0	8.0 x 8.0 x 5.0
Sensor Surface [mm]	3.0	1.4
Graded Grid	Yes	Yes
Grading Ratio	1.5	1.5
MAIA	N/A	N/A
Surface Detection	VMS + 6p	VMS + 6p
Scan Method	Measured	Measured

Measurement Results

	Area Scan	Zoom Scan
Date	2024-03-04	2024-03-04
psSAR1g [W/kg]	0.607	0.622
psSAR10g [W/kg]	0.304	0.316
Power Drift [dB]	0.14	0.04
Power Scaling	Disabled	Disabled
Scaling Factor [dB]		
TSL Correction	No correction	No correction
M2/M1 [%]		53.7
Dist 3dB Peak [mm]		8.0

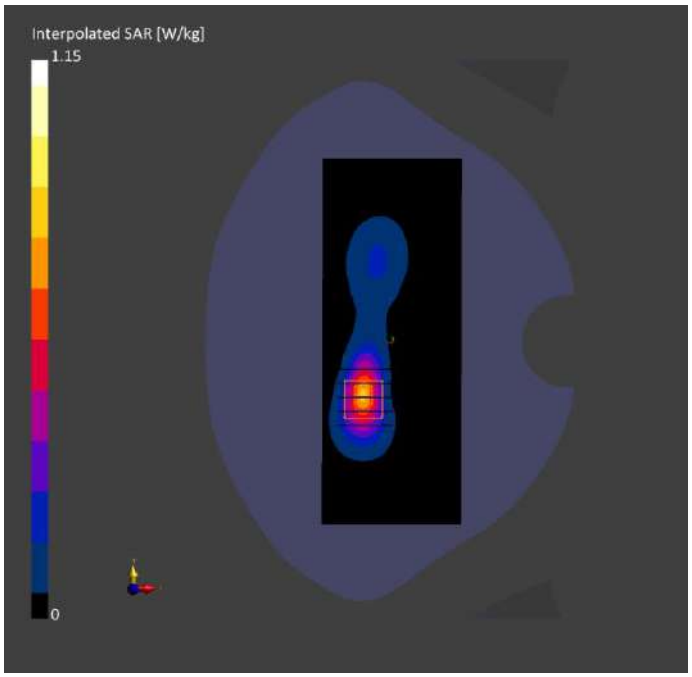
Interpolated SAR [W/kg]
1.15
0

Meas.62 Left Head with Cheek on Low Channel in NR Band38 mode with Antenna 1

Device under Test Properties

Model, Manufacturer	Dimensions [mm]	DUT Type
Device,	165.0 x 75.0 x 8.0	Phone

Exposure Conditions

Phantom Section, TSL	Position, Test Distance [mm]	Band	Group, UID	Frequency [MHz], Channel Number	Conversion Factor	TSL Conductivity [S/m]	TSL Permittivity	Ambient Temperature [℃]	Liquid Temperature [℃]
RightHead, HSL	CHEEK, 0.00	Band n38	5G NR FR1 TDD, 10900-AAC	2590.0, 518000	7.41	1.97	39.6	22.1	21.6

Hardware Setup

Phantom	TSL, Measured Date	Probe, Calibration Date	DAE, Calibration Date
Twin-SAM V5.0 (30deg probe tilt) - 1859	HBBL-600-10000 2024-03-14	EX3DV4 - SN7607, 2023-07-04	DAE4 Sn878, 2023-03-23

Scan Setup

	Area Scan	Zoom Scan
Grid Extents [mm]	120.0 x 216.0	30.0 x 30.0 x 30.0
Grid Steps [mm]	12.0 x 12.0	5.0 x 5.0 x 5.0
Sensor Surface [mm]	3.0	1.4
Graded Grid	Yes	Yes
Grading Ratio	1.5	1.5
MAIA	N/A	N/A
Surface Detection	VMS + 6p	VMS + 6p
Scan Method	Measured	Measured

Measurement Results

	Area Scan	Zoom Scan
Date	2024-03-14	2024-03-14
psSAR1g [W/kg]	0.763	0.849
psSAR10g [W/kg]	0.349	0.367
Power Drift [dB]	-0.08	0.06
Power Scaling	Disabled	Disabled
Scaling Factor [dB]		
TSL Correction	No correction	No correction
M2/M1 [%]		49.0
Dist 3dB Peak [mm]		8.0

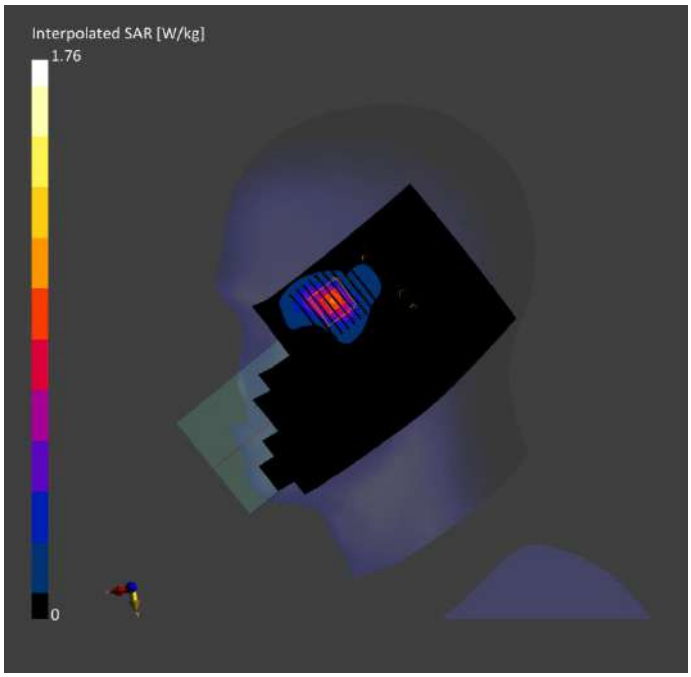
Interpolated SAR [W/kg]
1.76
0

Meas.63 Body Plane with Back Side 15mm on Middle Channel in NR Band38 mode with Antenna 5

Device under Test Properties

Model, Manufacturer	Dimensions [mm]	DUT Type
Device,	165.0 x 75.0 x 8.0	Phone

Exposure Conditions

Phantom Section, TSL	Position, Test Distance [mm]	Band	Group, UID	Frequency [MHz], Channel Number	Conversion Factor	TSL Conductivity [S/m]	TSL Permittivity	Ambient Temperature [℃]	Liquid Temperature [℃]
Flat, HSL	BACK, 15.00	Band n38	5G NR FR1 TDD, 10900-AAC	2595.0, 519000	7.41	1.98	39.4	22.1	21.6

Hardware Setup

Phantom	TSL, Measured Date	Probe, Calibration Date	DAE, Calibration Date
Twin-SAM V5.0 (30deg probe tilt) - 1859	HBBL-600-10000 2024-03-14	EX3DV4 - SN7607, 2023-07-04	DAE4 Sn878, 2023-03-23

Scan Setup

	Area Scan	Zoom Scan
Grid Extents [mm]	120.0 x 192.0	30.0 x 30.0 x 30.0
Grid Steps [mm]	12.0 x 12.0	5.0 x 5.0 x 5.0
Sensor Surface [mm]	3.0	1.4
Graded Grid	Yes	Yes
Grading Ratio	1.5	1.5
MAIA	Y	Y
Surface Detection	VMS + 6p	VMS + 6p
Scan Method	Measured	Measured

Measurement Results

	Area Scan	Zoom Scan
Date	2024-03-14	2024-03-14
psSAR1g [W/kg]	0.206	0.220
psSAR10g [W/kg]	0.108	0.114
Power Drift [dB]	0.06	-0.03
Power Scaling	Disabled	Disabled
Scaling Factor [dB]		
TSL Correction	No correction	No correction
M2/M1 [%]		52.2
Dist 3dB Peak [mm]		12.0

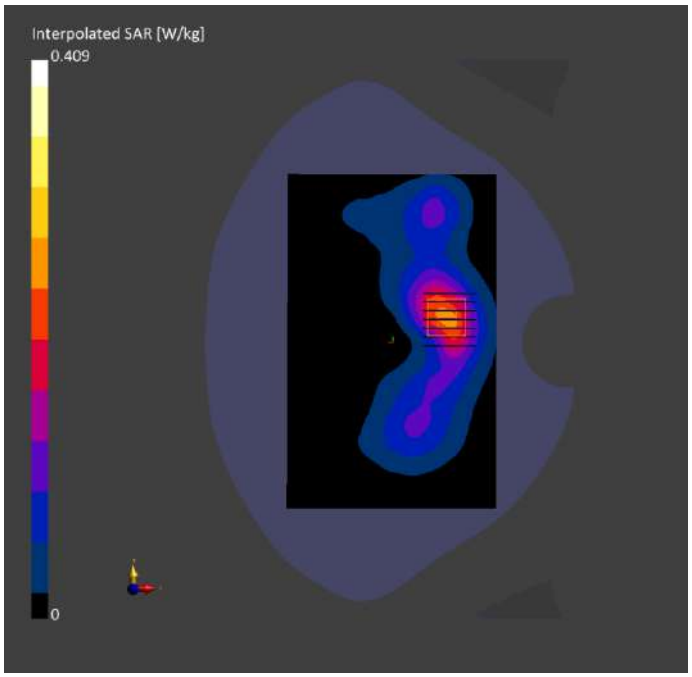
Interpolated SAR [W/kg]
0.409
0

Meas.64 Body Plane with Bottom Edge 10mm on Middle Channel in NR Band38 mode with Antenna 0

Device under Test Properties

Model, Manufacturer	Dimensions [mm]	DUT Type
Device,	165.0 x 75.0 x 8.0	Phone

Exposure Conditions

Phantom Section, TSL	Position, Test Distance [mm]	Band	Group, UID	Frequency [MHz], Channel Number	Conversion Factor	TSL Conductivity [S/m]	TSL Permittivity	Ambient Temperature [℃]	Liquid Temperature [℃]
Flat, HSL	EDGE TOP, 10.00	Band n38	5G NR FR1 TDD, 10770-AAE	2595.0, 519000	7.41	1.98	39.4	22.1	21.6

Hardware Setup

Phantom	TSL, Measured Date	Probe, Calibration Date	DAE, Calibration Date
Twin-SAM V5.0 (30deg probe tilt) - 1859	HBBL-600-10000 2024-03-14	EX3DV4 - SN7607, 2023-07-04	DAE4 Sn878, 2023-03-23

Scan Setup

	Area Scan	Zoom Scan
Grid Extents [mm]	72.0 x 120.0	30.0 x 30.0 x 30.0
Grid Steps [mm]	12.0 x 12.0	5.0 x 5.0 x 5.0
Sensor Surface [mm]	3.0	1.4
Graded Grid	Yes	Yes
Grading Ratio	1.5	1.5
MAIA	N/A	N/A
Surface Detection	VMS + 6p	VMS + 6p
Scan Method	Measured	Measured

Measurement Results

	Area Scan	Zoom Scan
Date	2024-03-14	2024-03-14
psSAR1g [W/kg]	0.921	0.955
psSAR10g [W/kg]	0.436	0.457
Power Drift [dB]	0.01	-0.02
Power Scaling	Disabled	Disabled
Scaling Factor [dB]		
TSL Correction	No correction	No correction
M2/M1 [%]		48.6
Dist 3dB Peak [mm]		10.2

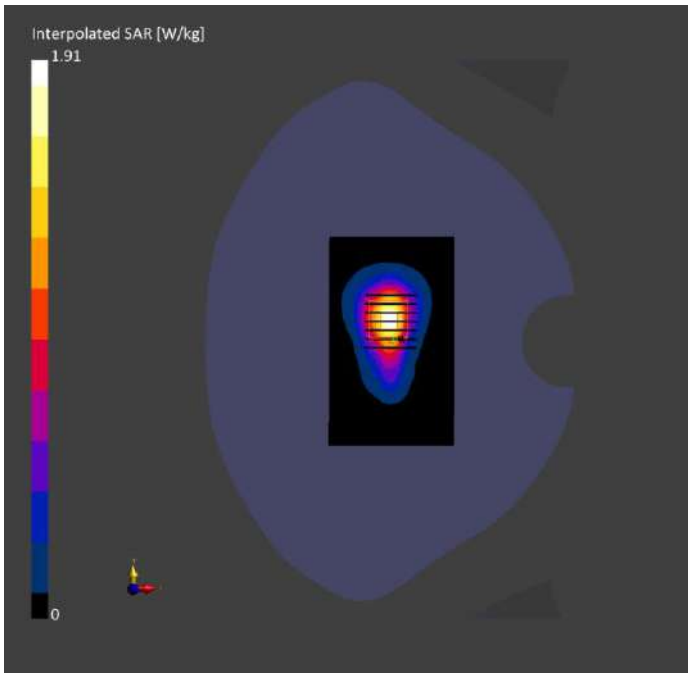
Interpolated SAR [W/kg]
1.91
0

Meas.65 Body Plane with Right Edge 0mm on Middle Channel in NR Band38 mode with Antenna 1

Device under Test Properties

Model, Manufacturer	Dimensions [mm]	DUT Type
Device,	165.0 x 75.0 x 8.0	Phone

Exposure Conditions

Phantom Section, TSL	Position, Test Distance [mm]	Band	Group, UID	Frequency [MHz], Channel Number	Conversion Factor	TSL Conductivity [S/m]	TSL Permittivity	Ambient Temperature [℃]	Liquid Temperature [℃]
Flat, HSL	EDGE RIGHT, 0.00	Band n38	5G NR FR1 TDD, 10900-AAC	2595.0, 519000	7.41	1.98	39.4	22.1	21.6

Hardware Setup

Phantom	TSL, Measured Date	Probe, Calibration Date	DAE, Calibration Date
Twin-SAM V5.0 (30deg probe tilt) - 1859	HBBL-600-10000 2024-03-14	EX3DV4 - SN7607, 2023-07-04	DAE4 Sn878, 2023-03-23

Scan Setup

	Area Scan	Zoom Scan
Grid Extents [mm]	72.0 x 216.0	30.0 x 30.0 x 30.0
Grid Steps [mm]	12.0 x 12.0	5.0 x 5.0 x 5.0
Sensor Surface [mm]	3.0	1.4
Graded Grid	Yes	Yes
Grading Ratio	1.5	1.5
MAIA	N/A	N/A
Surface Detection	VMS + 6p	VMS + 6p
Scan Method	Measured	Measured

Measurement Results

	Area Scan	Zoom Scan
Date	2024-03-14	2024-03-14
psSAR1g [W/kg]	2.99	4.55
psSAR10g [W/kg]	1.42	1.60
Power Drift [dB]	0.01	0.00
Power Scaling	Disabled	Disabled
Scaling Factor [dB]		
TSL Correction	No correction	No correction
M2/M1 [%]		26.4
Dist 3dB Peak [mm]		4.0

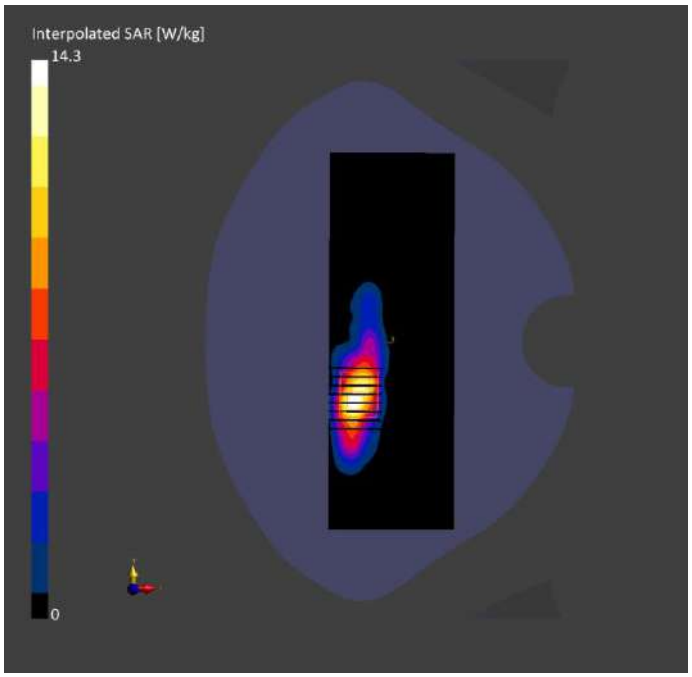
Interpolated SAR [W/kg]
14.3
0

Meas.66 Left Head with Cheek on High Channel in NR Band41 mode with Antenna 4

Device under Test Properties

Model, Manufacturer	Dimensions [mm]	DUT Type
Device,	165.0 x 75.0 x 8.0	Phone

Exposure Conditions

Phantom Section, TSL	Position, Test Distance [mm]	Band	Group, UID	Frequency [MHz], Channel Number	Conversion Factor	TSL Conductivity [S/m]	TSL Permittivity	Ambient Temperature [℃]	Liquid Temperature [℃]
RightHead, HSL	CHEEK, 0.00	Band n41	5G NR FR1 TDD, 10866-AAF	2640.0, 528000	7.41	2.01	38.3	22.3	21.5

Hardware Setup

Phantom	TSL, Measured Date	Probe, Calibration Date	DAE, Calibration Date
Twin-SAM V5.0 (30deg probe tilt) - 1859	HBBL-600-10000 2024-03-18	EX3DV4 - SN7607, 2023-07-04	DAE4 Sn878, 2023-03-23

Scan Setup

	Area Scan	Zoom Scan
Grid Extents [mm]	120.0 x 216.0	30.0 x 30.0 x 30.0
Grid Steps [mm]	12.0 x 12.0	5.0 x 5.0 x 5.0
Sensor Surface [mm]	3.0	1.4
Graded Grid	Yes	Yes
Grading Ratio	1.5	1.5
MAIA	N/A	N/A
Surface Detection	VMS + 6p	VMS + 6p
Scan Method	Measured	Measured

Measurement Results

	Area Scan	Zoom Scan
Date	2024-03-18	2024-03-18
psSAR1g [W/kg]	0.596	0.692
psSAR10g [W/kg]	0.291	0.317
Power Drift [dB]	0.05	-0.15
Power Scaling	Disabled	Disabled
Scaling Factor [dB]		
TSL Correction	No correction	No correction
M2/M1 [%]		59.2
Dist 3dB Peak [mm]		7.0

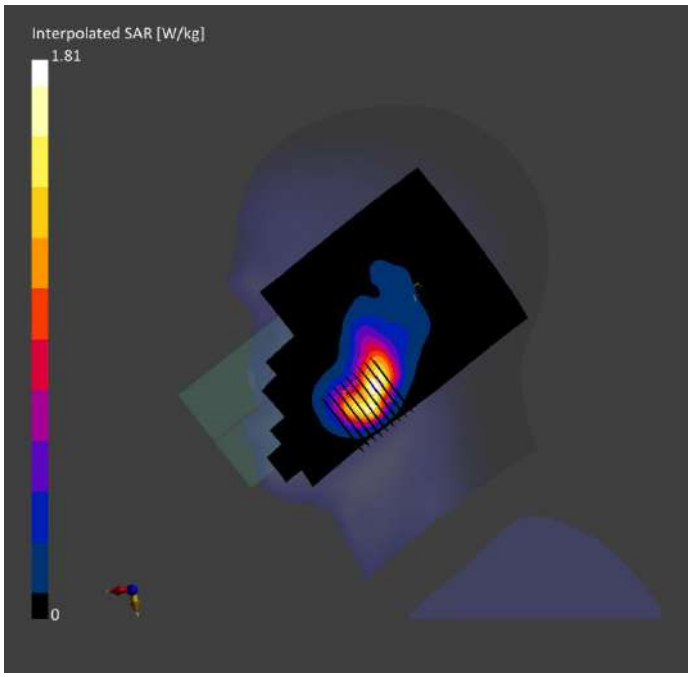
Interpolated SAR [W/kg]
1.81
0

Meas.67 Body Plane with Back Side 15mm on Middle Channel in NR Band41 mode with Antenna 5

Device under Test Properties

Model, Manufacturer	Dimensions [mm]	DUT Type
Device,	165.0 x 75.0 x 8.0	Phone

Exposure Conditions

Phantom Section, TSL	Position, Test Distance [mm]	Band	Group, UID	Frequency [MHz], Channel Number	Conversion Factor	TSL Conductivity [S/m]	TSL Permittivity	Ambient Temperature [℃]	Liquid Temperature [℃]
Flat, HSL	BACK, 15.00	Band n41	5G NR FR1 TDD, 10866-AAF	2593.0, 518598	7.41	1.95	38.9	22.3	21.5

Hardware Setup

Phantom	TSL, Measured Date	Probe, Calibration Date	DAE, Calibration Date
Twin-SAM V5.0 (30deg probe tilt) - 1859	HBBL-600-10000 2024-03-18	EX3DV4 - SN7607, 2023-07-04	DAE4 Sn878, 2023-03-23

Scan Setup

	Area Scan	Zoom Scan
Grid Extents [mm]	120.0 x 192.0	30.0 x 30.0 x 30.0
Grid Steps [mm]	12.0 x 12.0	5.0 x 5.0 x 5.0
Sensor Surface [mm]	3.0	1.4
Graded Grid	Yes	Yes
Grading Ratio	1.5	1.5
MAIA	Y	N/A
Surface Detection	VMS + 6p	VMS + 6p
Scan Method	Measured	Measured

Measurement Results

	Area Scan	Zoom Scan
Date	2024-03-18	2024-03-18
psSAR1g [W/kg]	0.255	0.262
psSAR10g [W/kg]	0.131	0.136
Power Drift [dB]	-0.04	0.09
Power Scaling	Disabled	Disabled
Scaling Factor [dB]		
TSL Correction	No correction	No correction
M2/M1 [%]		52.4
Dist 3dB Peak [mm]		11.3

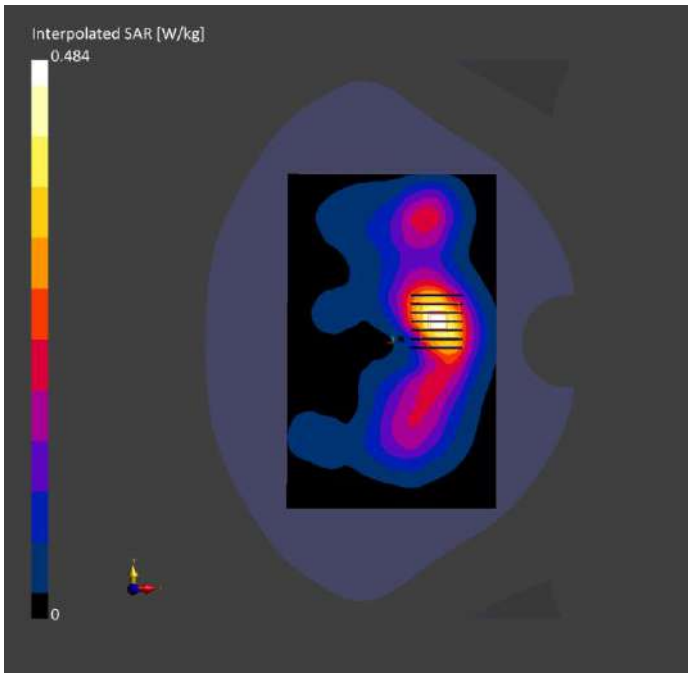
Interpolated SAR [W/kg]
0.484
0

Meas.68 Body Plane with Bottom Edge 10mm on Middle Channel in NR Band41 mode with Antenna 0

Device under Test Properties

Model, Manufacturer	Dimensions [mm]	DUT Type
Device,	165.0 x 75.0 x 8.0	Phone

Exposure Conditions

Phantom Section, TSL	Position, Test Distance [mm]	Band	Group, UID	Frequency [MHz], Channel Number	Conversion Factor	TSL Conductivity [S/m]	TSL Permittivity	Ambient Temperature [℃]	Liquid Temperature [℃]
Flat, HSL	EDGE TOP, 10.00	Band n41	5G NR FR1 TDD, 10803-AAF	2593.0, 518598	7.41	1.95	38.9	22.3	21.5

Hardware Setup

Phantom	TSL, Measured Date	Probe, Calibration Date	DAE, Calibration Date
Twin-SAM V5.0 (30deg probe tilt) - 1859	HBBL-600-10000 2024-03-18	EX3DV4 - SN7607, 2023-07-04	DAE4 Sn878, 2023-03-23

Scan Setup

	Area Scan	Zoom Scan
Grid Extents [mm]	72.0 x 120.0	30.0 x 30.0 x 30.0
Grid Steps [mm]	12.0 x 12.0	5.0 x 5.0 x 5.0
Sensor Surface [mm]	3.0	1.4
Graded Grid	Yes	Yes
Grading Ratio	1.5	1.5
MAIA	N/A	N/A
Surface Detection	VMS + 6p	VMS + 6p
Scan Method	Measured	Measured

Measurement Results

	Area Scan	Zoom Scan
Date	2024-03-18	2024-03-18
psSAR1g [W/kg]	0.769	0.800
psSAR10g [W/kg]	0.372	0.385
Power Drift [dB]	0.07	-0.02
Power Scaling	Disabled	Disabled
Scaling Factor [dB]		
TSL Correction	No correction	No correction
M2/M1 [%]		48.8
Dist 3dB Peak [mm]		10.0

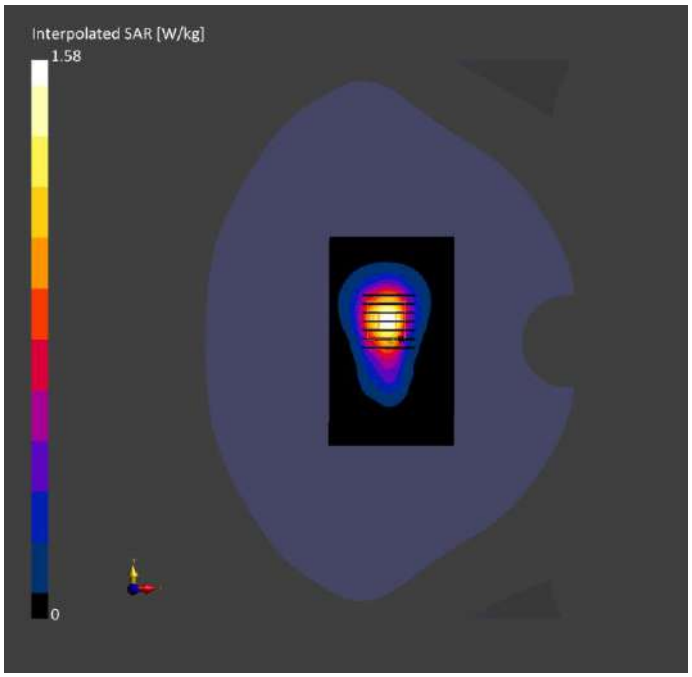
Interpolated SAR [W/kg]
1.58
0

Meas.69 Body Plane with Right Edge 0mm on Middle Channel in NR Band41 mode with Antenna 1

Device under Test Properties

Model, Manufacturer	Dimensions [mm]	DUT Type
Device,	165.0 x 75.0 x 8.0	Phone

Exposure Conditions

Phantom Section, TSL	Position, Test Distance [mm]	Band	Group, UID	Frequency [MHz], Channel Number	Conversion Factor	TSL Conductivity [S/m]	TSL Permittivity	Ambient Temperature [℃]	Liquid Temperature [℃]
Flat, HSL	EDGE RIGHT, 0.00	Band n41	5G NR FR1 TDD, 10866-AAF	2593.0, 518598	7.41	1.95	38.9	22.3	21.5

Hardware Setup

Phantom	TSL, Measured Date	Probe, Calibration Date	DAE, Calibration Date
Twin-SAM V5.0 (30deg probe tilt) - 1859	HBBL-600-10000 2024-03-18	EX3DV4 - SN7607, 2023-07-04	DAE4 Sn878, 2023-03-23

Scan Setup

	Area Scan	Zoom Scan
Grid Extents [mm]	72.0 x 216.0	30.0 x 30.0 x 30.0
Grid Steps [mm]	12.0 x 12.0	5.0 x 5.0 x 5.0
Sensor Surface [mm]	3.0	1.4
Graded Grid	Yes	Yes
Grading Ratio	1.5	1.5
MAIA	N/A	N/A
Surface Detection	VMS + 6p	VMS + 6p
Scan Method	Measured	Measured

Measurement Results

	Area Scan	Zoom Scan
Date	2024-03-18	2024-03-18
psSAR1g [W/kg]	3.61	6.37
psSAR10g [W/kg]	1.76	2.13
Power Drift [dB]	0.09	-0.04
Power Scaling	Disabled	Disabled
Scaling Factor [dB]		
TSL Correction	No correction	No correction
M2/M1 [%]		27.5
Dist 3dB Peak [mm]		4.1

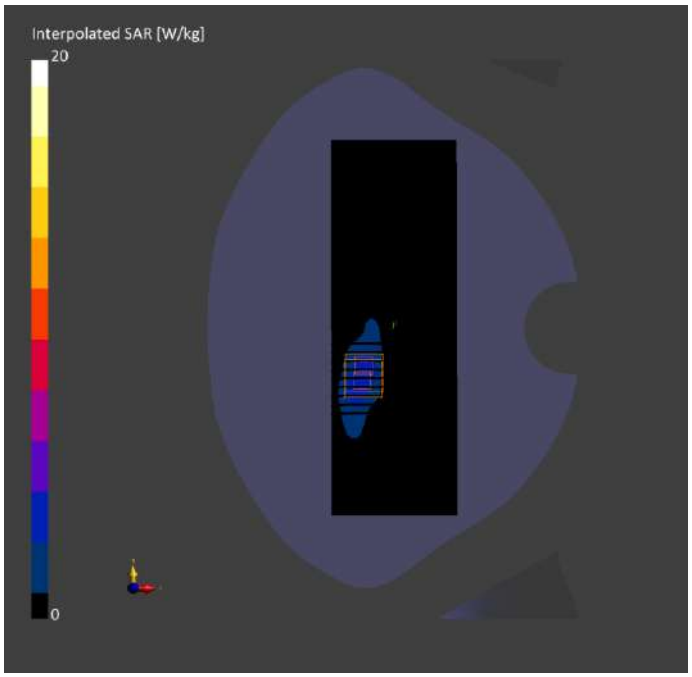
Interpolated SAR [W/kg]
20
0

Meas.70 Left Head with Tilt on 6 Channel in IEEE802.11b mode with Antenna MIMO

Device under Test Properties

Model, Manufacturer	Dimensions [mm]	DUT Type
Device,	165.0 x 75.0 x 8.0	Phone

Exposure Conditions

Phantom Section, TSL	Position, Test Distance [mm]	Band	Group, UID	Frequency [MHz], Channel Number	Conversion Factor	TSL Conductivity [S/m]	TSL Permittivity	Ambient Temperature [℃]	Liquid Temperature [℃]
LeftHead, HSL	TILT, 0.00	WLAN 2.4GHz	WLAN, 10012-CAB	2437.0, 6	7.47	1.81	38.3	22.2	21.9

Hardware Setup

Phantom	TSL, Measured Date	Probe, Calibration Date	DAE, Calibration Date
Twin-SAM V5.0 (30deg probe tilt) - 1859	HBBL-600-10000 2024-03-07	EX3DV4 - SN7607, 2023-07-04	DAE4 Sn878, 2023-03-23

Scan Setup

	Area Scan	Zoom Scan
Grid Extents [mm]	120.0 x 216.0	30.0 x 30.0 x 30.0
Grid Steps [mm]	12.0 x 12.0	5.0 x 5.0 x 5.0
Sensor Surface [mm]	3.0	1.4
Graded Grid	Yes	Yes
Grading Ratio	1.5	1.5
MAIA	N/A	N/A
Surface Detection	VMS + 6p	VMS + 6p
Scan Method	Measured	Measured

Measurement Results

	Area Scan	Zoom Scan
Date	2024-03-07	2024-03-07
psSAR1g [W/kg]	0.809	0.845
psSAR10g [W/kg]	0.359	0.385
Power Drift [dB]	-0.04	-0.05
Power Scaling	Disabled	Disabled
Scaling Factor [dB]		
TSL Correction	No correction	No correction
M2/M1 [%]		50.0
Dist 3dB Peak [mm]		9.0

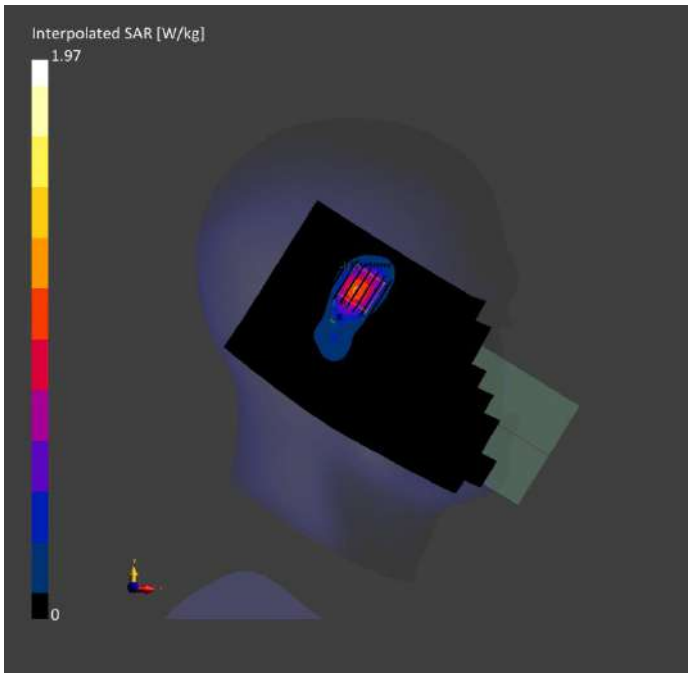
Interpolated SAR [W/kg]
1.97
0

Meas.71 Body Plane with Bask Side 15mm on 6 Channel in IEEE 802.11b mode with Antenna MIMO

Device under Test Properties

Model, Manufacturer	Dimensions [mm]	DUT Type
Device,	165.0 x 75.0 x 8.0	Phone

Exposure Conditions

Phantom Section, TSL	Position, Test Distance [mm]	Band	Group, UID	Frequency [MHz], Channel Number	Conversion Factor	TSL Conductivity [S/m]	TSL Permittivity	Ambient Temperature [℃]	Liquid Temperature [℃]
Flat, HSL	BACK, 15.00	WLAN 2.4GHz	WLAN, 10012-CAB	2437.0, 6	7.47	1.81	38.3	22.2	21.9

Hardware Setup

Phantom	TSL, Measured Date	Probe, Calibration Date	DAE, Calibration Date
Twin-SAM V5.0 (30deg probe tilt) - 1859	HBBL-600-10000 2024-03-07	EX3DV4 - SN7607, 2023-07-04	DAE4 Sn878, 2023-03-23

Scan Setup

	Area Scan	Zoom Scan
Grid Extents [mm]	120.0 x 216.0	30.0 x 30.0 x 30.0
Grid Steps [mm]	12.0 x 12.0	5.0 x 5.0 x 5.0
Sensor Surface [mm]	3.0	1.4
Graded Grid	Yes	Yes
Grading Ratio	1.5	1.5
MAIA	Y	N/A
Surface Detection	VMS + 6p	VMS + 6p
Scan Method	Measured	Measured

Measurement Results

	Area Scan	Zoom Scan
Date	2024-03-07	2024-03-07
psSAR1g [W/kg]	0.226	0.238
psSAR10g [W/kg]	0.118	0.124
Power Drift [dB]	0.00	0.01
Power Scaling	Disabled	Disabled
Scaling Factor [dB]		
TSL Correction	No correction	No correction
M2/M1 [%]		52.4
Dist 3dB Peak [mm]		13.6

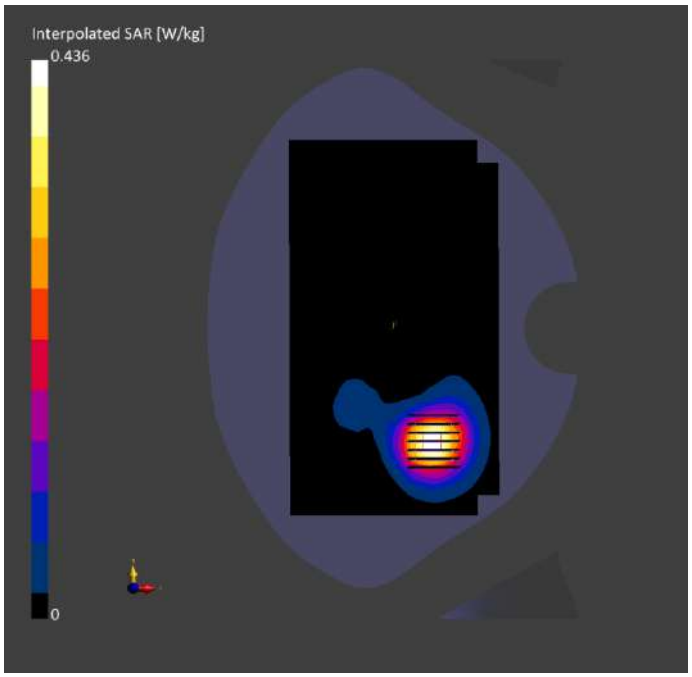
Interpolated SAR [W/kg]
0.436
0

Meas.72 Body Plane with Bask Side 10mm on 6 Channel in IEEE 802.11b mode with Antenna MIMO

Device under Test Properties

Model, Manufacturer	Dimensions [mm]	DUT Type
Device,	165.0 x 75.0 x 8.0	Phone

Exposure Conditions

Phantom Section, TSL	Position, Test Distance [mm]	Band	Group, UID	Frequency [MHz], Channel Number	Conversion Factor	TSL Conductivity [S/m]	TSL Permittivity	Ambient Temperature [℃]	Liquid Temperature [℃]
Flat, HSL	BACK, 10.00	WLAN 2.4GHz	WLAN, 10012-CAB	2437.0, 6	7.47	1.81	38.3	22.2	21.9

Hardware Setup

Phantom	TSL, Measured Date	Probe, Calibration Date	DAE, Calibration Date
Twin-SAM V5.0 (30deg probe tilt) - 1859	HBBL-600-10000 2024-03-07	EX3DV4 - SN7607, 2023-07-04	DAE4 Sn878, 2023-03-23

Scan Setup

	Area Scan	Zoom Scan
Grid Extents [mm]	120.0 x 216.0	30.0 x 30.0 x 30.0
Grid Steps [mm]	12.0 x 12.0	5.0 x 5.0 x 5.0
Sensor Surface [mm]	3.0	1.4
Graded Grid	Yes	Yes
Grading Ratio	1.5	1.5
MAIA	N/A	N/A
Surface Detection	VMS + 6p	VMS + 6p
Scan Method	Measured	Measured

Measurement Results

	Area Scan	Zoom Scan
Date	2024-03-07	2024-03-07
psSAR1g [W/kg]	0.536	0.554
psSAR10g [W/kg]	0.264	0.273
Power Drift [dB]	0.04	-0.03
Power Scaling	Disabled	Disabled
Scaling Factor [dB]		
TSL Correction	No correction	No correction
M2/M1 [%]		53.5
Dist 3dB Peak [mm]		11.0

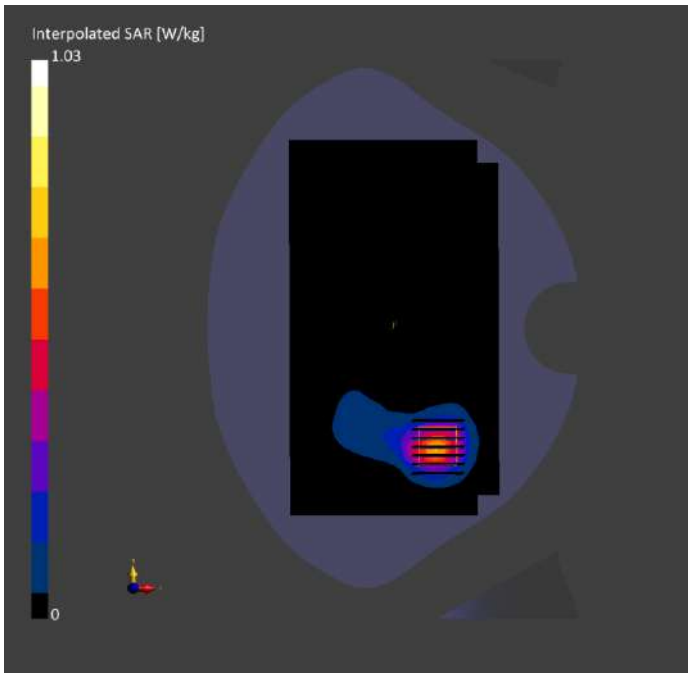
Interpolated SAR [W/kg]
1.03
0

Meas.73 Body Plane with Top Edge 0mm on 6 Channel in IEEE 802.11b mode with Antenna 12

Device under Test Properties

Model, Manufacturer	Dimensions [mm]	DUT Type
Device,	165.0 x 75.0 x 8.0	Phone

Exposure Conditions

Phantom Section, TSL	Position, Test Distance [mm]	Band	Group, UID	Frequency [MHz], Channel Number	Conversion Factor	TSL Conductivity [S/m]	TSL Permittivity	Ambient Temperature [℃]	Liquid Temperature [℃]
Flat, HSL	EDGE TOP, 0.00	WLAN 2.4GHz	WLAN, 10012-CAB	2437.0, 6	7.47	1.81	38.3	22.2	21.9

Hardware Setup

Phantom	TSL, Measured Date	Probe, Calibration Date	DAE, Calibration Date
Twin-SAM V5.0 (30deg probe tilt) - 1859	HBBL-600-10000 2024-03-07	EX3DV4 - SN7607, 2023-07-04	DAE4 Sn878, 2023-03-23

Scan Setup

	Area Scan	Zoom Scan
Grid Extents [mm]	72.0 x 120.0	30.0 x 30.0 x 30.0
Grid Steps [mm]	12.0 x 12.0	5.0 x 5.0 x 5.0
Sensor Surface [mm]	3.0	1.4
Graded Grid	Yes	Yes
Grading Ratio	1.5	1.5
MAIA	N/A	N/A
Surface Detection	VMS + 6p	VMS + 6p
Scan Method	Measured	Measured

Measurement Results

	Area Scan	Zoom Scan
Date	2024-03-07	2024-03-07
psSAR1g [W/kg]	2.16	3.31
psSAR10g [W/kg]	0.903	1.05
Power Drift [dB]	0.11	-0.16
Power Scaling	Disabled	Disabled
Scaling Factor [dB]		
TSL Correction	No correction	No correction
M2/M1 [%]		23.5
Dist 3dB Peak [mm]		4.0

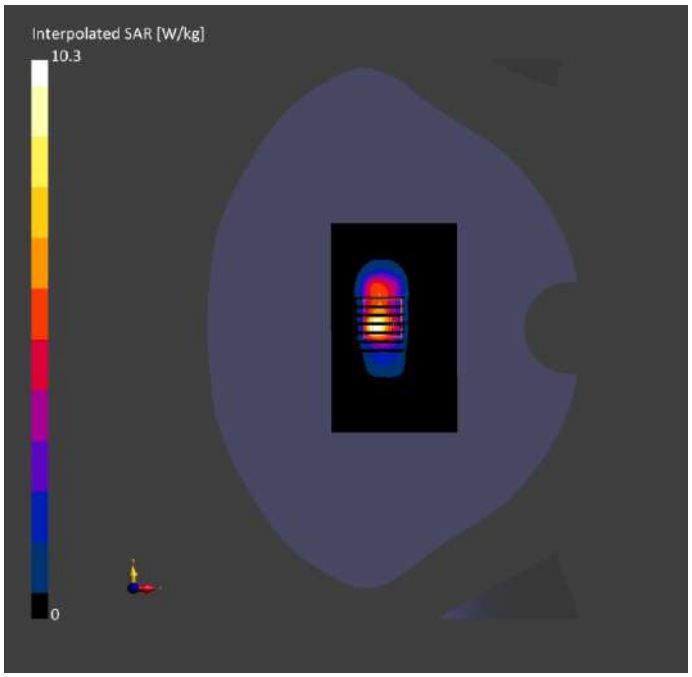
Interpolated SAR [W/kg]
10.3
0

Meas.74 Left Head with Cheek on 64 Channel in IEEE802.11a mode with Antenna MIMO

Device under Test Properties

Model, Manufacturer	Dimensions [mm]	DUT Type
Device,	165.0 x 75.0 x 8.0	Phone

Exposure Conditions

Phantom Section, TSL	Position, Test Distance [mm]	Band	Group, UID	Frequency [MHz], Channel Number	Conversion Factor	TSL Conductivity [S/m]	TSL Permittivity	Ambient Temperature [℃]	Liquid Temperature [℃]
LeftHead, HSL	CHEEK, 0.00	WLAN 5GHz	WLAN, 10062-CAE	5320.0, 64	5.41	4.88	35.2	22.6	21.9

Hardware Setup

Phantom	TSL, Measured Date	Probe, Calibration Date	DAE, Calibration Date
Twin-SAM V5.0 (30deg probe tilt) - 1859	HBBL-600-10000 2024-03-20	EX3DV4 - SN7607, 2023-07-04	DAE4 Sn878, 2023-03-23

Scan Setup

	Area Scan	Zoom Scan
Grid Extents [mm]	120.0 x 180.0	24.0 x 24.0 x 22.0
Grid Steps [mm]	10.0 x 10.0	4.0 x 4.0 x 2.0
Sensor Surface [mm]	3.0	1.4
Graded Grid	Yes	Yes
Grading Ratio	1.5	1.4
MAIA	N/A	N/A
Surface Detection	VMS + 6p	VMS + 6p
Scan Method	Measured	Measured

Measurement Results

	Area Scan	Zoom Scan
Date	2024-03-20	2024-03-20
psSAR1g [W/kg]	0.572	0.620
psSAR10g [W/kg]	0.205	0.217
Power Drift [dB]	0.02	-0.02
Power Scaling	Disabled	Disabled
Scaling Factor [dB]		
TSL Correction	No correction	No correction
M2/M1 [%]		54.8
Dist 3dB Peak [mm]		7.5

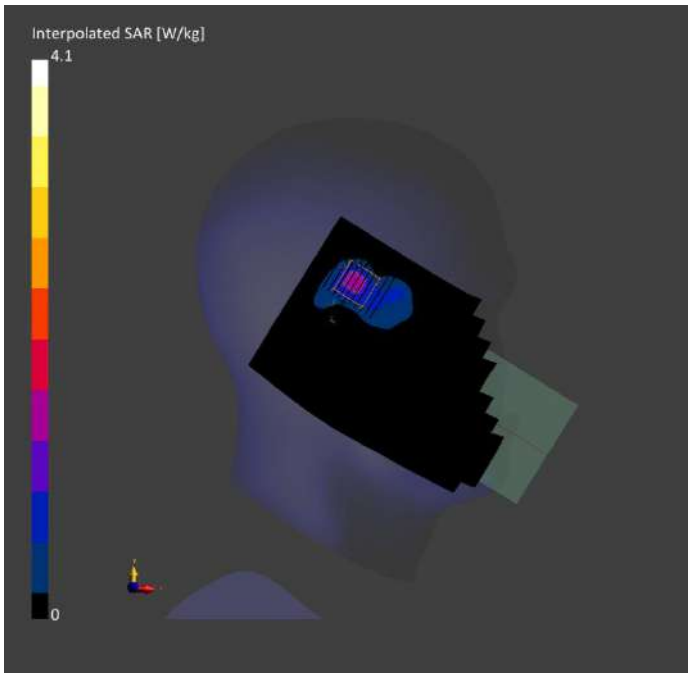
Interpolated SAR [W/kg]
4.1
0

Meas.75 Left Head with Cheek on 134 Channel in IEEE802.11n40 mode with Antenna MIMO

Device under Test Properties

Model, Manufacturer	Dimensions [mm]	DUT Type
Device,	165.0 x 75.0 x 8.0	Phone

Exposure Conditions

Phantom Section, TSL	Position, Test Distance [mm]	Band	Group, UID	Frequency [MHz], Channel Number	Conversion Factor	TSL Conductivity [S/m]	TSL Permittivity	Ambient Temperature [℃]	Liquid Temperature [℃]
LeftHead, HSL	CHEEK, 0.00	WLAN 5GHz	WLAN, 10534-AAC	5670.0, 134	4.58	5.11	35.0	22.5	21.8

Hardware Setup

Phantom	TSL, Measured Date	Probe, Calibration Date	DAE, Calibration Date
Twin-SAM V5.0 (30deg probe tilt) - 1859	HBBL-600-10000 2024-03-21	EX3DV4 - SN7607, 2023-07-04	DAE4 Sn878, 2023-03-23

Scan Setup

	Area Scan	Zoom Scan
Grid Extents [mm]	120.0 x 180.0	24.0 x 24.0 x 22.0
Grid Steps [mm]	10.0 x 10.0	4.0 x 4.0 x 2.0
Sensor Surface [mm]	3.0	1.4
Graded Grid	Yes	Yes
Grading Ratio	1.5	1.4
MAIA	N/A	N/A
Surface Detection	VMS + 6p	VMS + 6p
Scan Method	Measured	Measured

Measurement Results

	Area Scan	Zoom Scan
Date	2024-03-21	2024-03-21
psSAR1g [W/kg]	0.658	0.696
psSAR10g [W/kg]	0.123	0.128
Power Drift [dB]	0.04	0.00
Power Scaling	Disabled	Disabled
Scaling Factor [dB]		
TSL Correction	No correction	No correction
M2/M1 [%]		49.4
Dist 3dB Peak [mm]		8.0

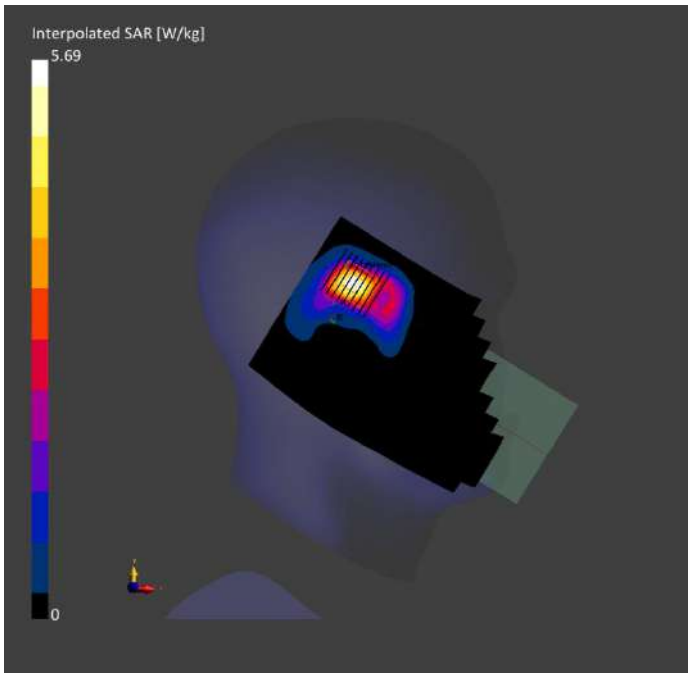
Interpolated SAR [W/kg]
5.69
0

Meas.76 Left Head with Cheek on 151 Channel in IEEE802.11n40 mode with Antenna MIMO

Device under Test Properties

Model, Manufacturer	Dimensions [mm]	DUT Type
Device,	165.0 x 75.0 x 8.0	Phone

Exposure Conditions

Phantom Section, TSL	Position, Test Distance [mm]	Band	Group, UID	Frequency [MHz], Channel Number	Conversion Factor	TSL Conductivity [S/m]	TSL Permittivity	Ambient Temperature [℃]	Liquid Temperature [℃]
LeftHead, HSL	CHEEK, 0.00	WLAN 5GHz	WLAN, 10534-AAC	5755.0, 151	4.78	5.05	36.0	22.7	21.8

Hardware Setup

Phantom	TSL, Measured Date	Probe, Calibration Date	DAE, Calibration Date
Twin-SAM V5.0 (30deg probe tilt) - 1859	HBBL-600-10000 2024-03-22	EX3DV4 - SN7607, 2023-07-04	DAE4 Sn878, 2023-03-23

Scan Setup

	Area Scan	Zoom Scan
Grid Extents [mm]	120.0 x 180.0	24.0 x 24.0 x 22.0
Grid Steps [mm]	10.0 x 10.0	4.0 x 4.0 x 2.0
Sensor Surface [mm]	3.0	1.4
Graded Grid	Yes	Yes
Grading Ratio	1.5	1.4
MAIA	N/A	N/A
Surface Detection	VMS + 6p	VMS + 6p
Scan Method	Measured	Measured

Measurement Results

	Area Scan	Zoom Scan
Date	2024-03-22	2024-03-22
psSAR1g [W/kg]	0.648	0.686
psSAR10g [W/kg]	0.247	0.252
Power Drift [dB]	0.01	0.00
Power Scaling	Disabled	Disabled
Scaling Factor [dB]		
TSL Correction	No correction	No correction
M2/M1 [%]		48.6
Dist 3dB Peak [mm]		8.0

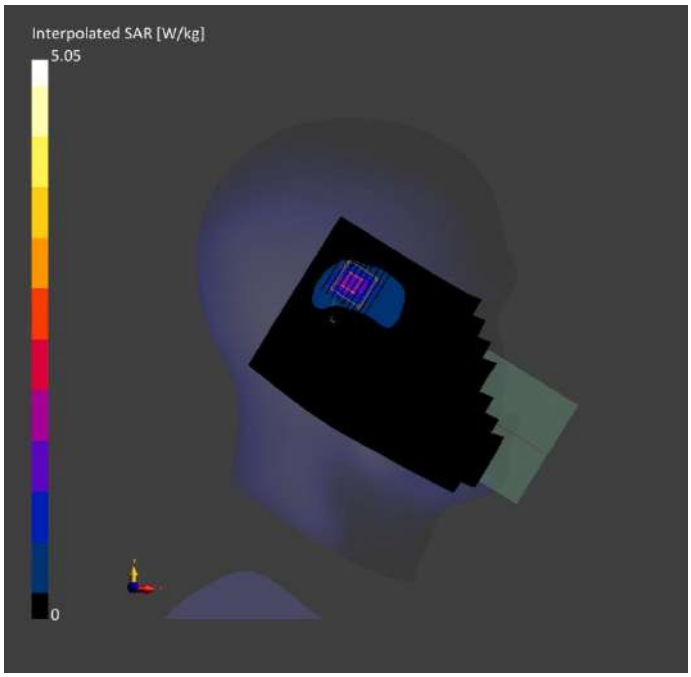
Interpolated SAR [W/kg]
5.05
0

Meas.77 Body Plane with Bask Side 15mm on 64 Channel in IEEE 802.11a mode with Antenna MIMO

Device under Test Properties

Model, Manufacturer	Dimensions [mm]	DUT Type
Device,	165.0 x 75.0 x 8.0	Phone

Exposure Conditions

Phantom Section, TSL	Position, Test Distance [mm]	Band	Group, UID	Frequency [MHz], Channel Number	Conversion Factor	TSL Conductivity [S/m]	TSL Permittivity	Ambient Temperature [℃]	Liquid Temperature [℃]
Flat, HSL	BACK, 15.00	WLAN 5GHz	WLAN, 10062-CAD	5320.0, 64	5.41	4.89	35.2	22.6	21.9

Hardware Setup

Phantom	TSL, Measured Date	Probe, Calibration Date	DAE, Calibration Date
Twin-SAM V5.0 (30deg probe tilt) - 1859	HBBL-600-10000 2024-03-20	EX3DV4 - SN7607, 2023-07-04	DAE4 Sn878, 2023-03-23

Scan Setup

	Area Scan	Zoom Scan
Grid Extents [mm]	120.0 x 200.0	24.0 x 24.0 x 22.0
Grid Steps [mm]	10.0 x 10.0	4.0 x 4.0 x 2.0
Sensor Surface [mm]	3.0	1.4
Graded Grid	Yes	Yes
Grading Ratio	1.5	1.4
MAIA	Y	Y
Surface Detection	VMS + 6p	VMS + 6p
Scan Method	Measured	Measured

Measurement Results

	Area Scan	Zoom Scan
Date	2024-03-20	2024-03-20
psSAR1g [W/kg]	0.281	0.280
psSAR10g [W/kg]	0.119	0.117
Power Drift [dB]	-0.01	0.00
Power Scaling	Disabled	Disabled
Scaling Factor [dB]		
TSL Correction	No correction	No correction
M2/M1 [%]		53.6
Dist 3dB Peak [mm]		12.5

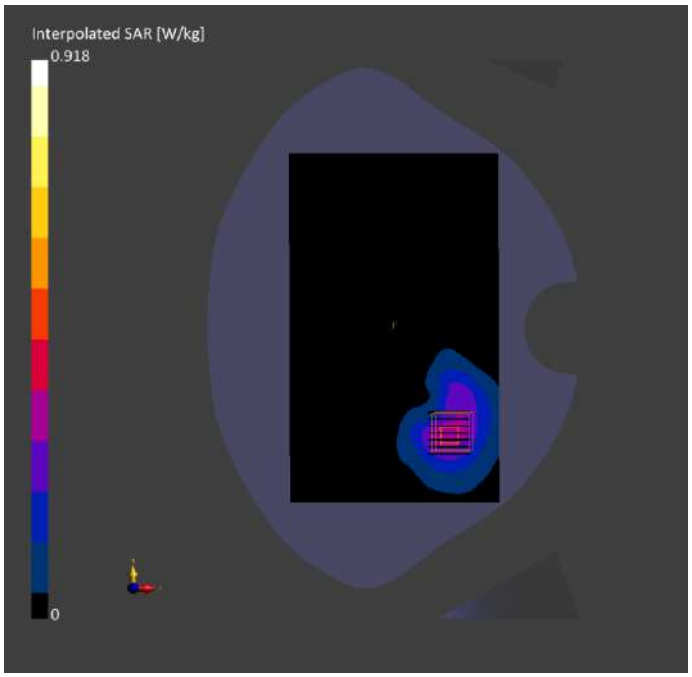
Interpolated SAR [W/kg]
0.918
0

Meas.78 Body Plane with Bask Side 15mm on 110 Channel in IEEE 802.11n40 mode with Antenna MIMO

Device under Test Properties

Model, Manufacturer	Dimensions [mm]	DUT Type
Device,	165.0 x 75.0 x 8.0	Phone

Exposure Conditions

Phantom Section, TSL	Position, Test Distance [mm]	Band	Group, UID	Frequency [MHz], Channel Number	Conversion Factor	TSL Conductivity [S/m]	TSL Permittivity	Ambient Temperature [℃]	Liquid Temperature [℃]
Flat, HSL	BACK, 15.00	WLAN 5GHz	WLAN, 10534-AAC	5550.0, 110	4.58	4.92	36.0	22.5	21.8

Hardware Setup

Phantom	TSL, Measured Date	Probe, Calibration Date	DAE, Calibration Date
Twin-SAM V5.0 (30deg probe tilt) - 1859	HBBL-600-10000 2024-03-21	EX3DV4 - SN7607, 2023-07-04	DAE4 Sn878, 2023-03-23

Scan Setup

	Area Scan	Zoom Scan
Grid Extents [mm]	120.0 x 200.0	24.0 x 24.0 x 22.0
Grid Steps [mm]	10.0 x 10.0	4.0 x 4.0 x 2.0
Sensor Surface [mm]	3.0	1.4
Graded Grid	Yes	Yes
Grading Ratio	1.5	1.4
MAIA	Y	Y
Surface Detection	VMS + 6p	VMS + 6p
Scan Method	Measured	Measured

Measurement Results

	Area Scan	Zoom Scan
Date	2024-03-21	2024-03-21
psSAR1g [W/kg]	0.186	0.193
psSAR10g [W/kg]	0.072	0.072
Power Drift [dB]	0.02	0.04
Power Scaling	Disabled	Disabled
Scaling Factor [dB]		
TSL Correction	No correction	No correction
M2/M1 [%]		51.9
Dist 3dB Peak [mm]		10.4

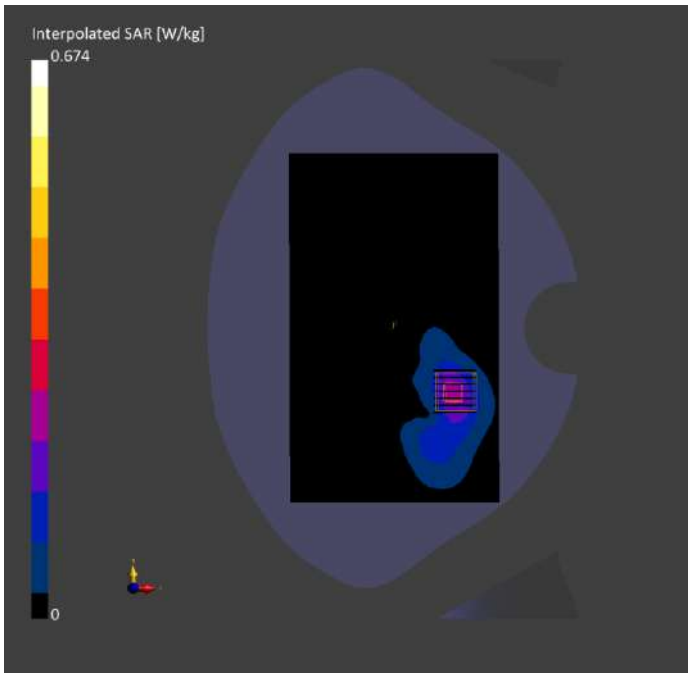
Interpolated SAR [W/kg]
0.674
0

Meas.79 Body Plane with Bask Side 15mm on 151 Channel in IEEE 802.11n40 mode with Antenna MIMO

Device under Test Properties

Model, Manufacturer	Dimensions [mm]	DUT Type
Device,	165.0 x 75.0 x 8.0	Phone

Exposure Conditions

Phantom Section, TSL	Position, Test Distance [mm]	Band	Group, UID	Frequency [MHz], Channel Number	Conversion Factor	TSL Conductivity [S/m]	TSL Permittivity	Ambient Temperature [℃]	Liquid Temperature [℃]
Flat, HSL	BACK, 15.00	WLAN 5GHz	WLAN, 10534-AAC	5755.0, 151	4.78	5.05	36.0	22.7	21.8

Hardware Setup

Phantom	TSL, Measured Date	Probe, Calibration Date	DAE, Calibration Date
Twin-SAM V5.0 (30deg probe tilt) - 1859	HBBL-600-10000 2024-03-22	EX3DV4 - SN7607, 2023-07-04	DAE4 Sn878, 2023-03-23

Scan Setup

	Area Scan	Zoom Scan
Grid Extents [mm]	120.0 x 200.0	24.0 x 24.0 x 22.0
Grid Steps [mm]	10.0 x 10.0	4.0 x 4.0 x 2.0
Sensor Surface [mm]	3.0	1.4
Graded Grid	Yes	Yes
Grading Ratio	1.5	1.4
MAIA	Y	Y
Surface Detection	VMS + 6p	VMS + 6p
Scan Method	Measured	Measured

Measurement Results

	Area Scan	Zoom Scan
Date	2024-03-22	2024-03-22
psSAR1g [W/kg]	0.291	0.291
psSAR10g [W/kg]	0.119	0.115
Power Drift [dB]	0.03	-0.15
Power Scaling	Disabled	Disabled
Scaling Factor [dB]		
TSL Correction	No correction	No correction
M2/M1 [%]		50.5
Dist 3dB Peak [mm]		13.0

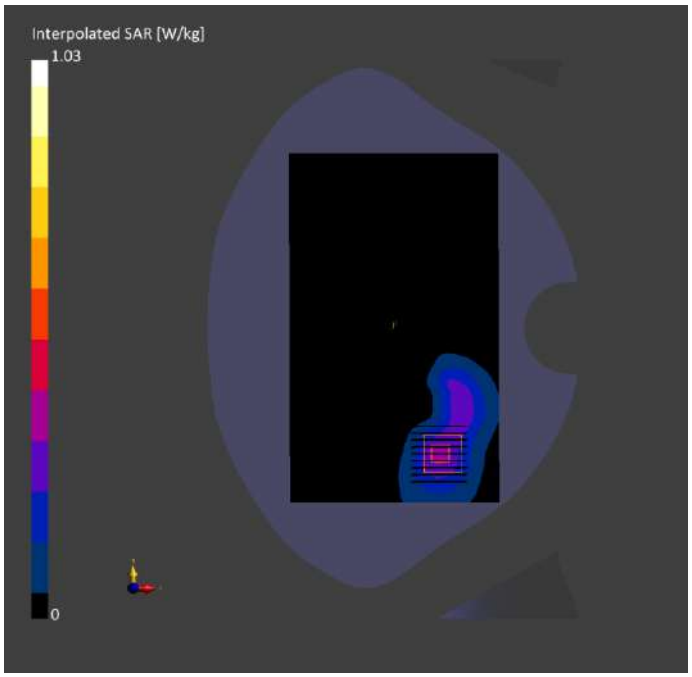
Interpolated SAR [W/kg]
1.03
0

Meas.80 Body Plane with Left Edge 10mm on 48 Channel in IEEE 802.11n20 mode with Antenna MIMO

Device under Test Properties

Model, Manufacturer	Dimensions [mm]	DUT Type
Device,	165.0 x 75.0 x 8.0	Phone

Exposure Conditions

Phantom Section, TSL	Position, Test Distance [mm]	Band	Group, UID	Frequency [MHz], Channel Number	Conversion Factor	TSL Conductivity [S/m]	TSL Permittivity	Ambient Temperature [℃]	Liquid Temperature [℃]
Flat, HSL	EDGE LEFT, 0.00	WLAN 5GHz	WLAN, 10193-CAD	5240.0, 48	5.41	4.75	35.6	22.6	21.9

Hardware Setup

Phantom	TSL, Measured Date	Probe, Calibration Date	DAE, Calibration Date
Twin-SAM V5.0 (30deg probe tilt) - 1859	HBBL-600-10000 2024-03-20	EX3DV4 - SN7607, 2023-07-04	DAE4 Sn878, 2023-03-23

Scan Setup

	Area Scan	Zoom Scan
Grid Extents [mm]	80.0 x 180.0	24.0 x 24.0 x 22.0
Grid Steps [mm]	8.0 x 10.0	4.0 x 4.0 x 2.0
Sensor Surface [mm]	3.0	1.4
Graded Grid	Yes	Yes
Grading Ratio	1.5	1.4
MAIA	Y	Y
Surface Detection	VMS + 6p	VMS + 6p
Scan Method	Measured	Measured

Measurement Results

	Area Scan	Zoom Scan
Date	2024-03-20	2024-03-20
psSAR1g [W/kg]	0.324	0.345
psSAR10g [W/kg]	0.131	0.136
Power Drift [dB]	0.13	-0.07
Power Scaling	Disabled	Disabled
Scaling Factor [dB]		
TSL Correction	No correction	No correction
M2/M1 [%]		54.4
Dist 3dB Peak [mm]		9.7

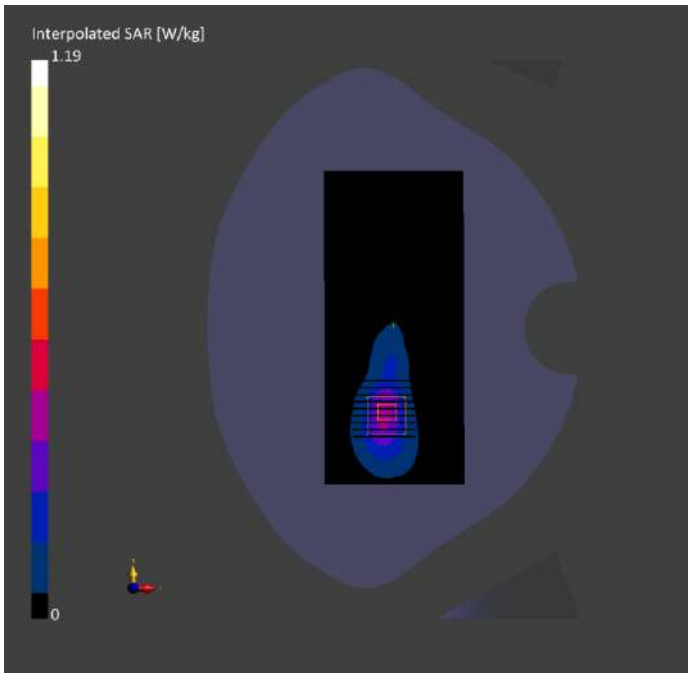
Interpolated SAR [W/kg]
1.19
0

Meas.81 Body Plane with Top Edge 10mm on 151 Channel in IEEE 802.11n40 mode with Antenna MIMO

Device under Test Properties

Model, Manufacturer	Dimensions [mm]	DUT Type
Device,	165.0 x 75.0 x 8.0	Phone

Exposure Conditions

Phantom Section, TSL	Position, Test Distance [mm]	Band	Group, UID	Frequency [MHz], Channel Number	Conversion Factor	TSL Conductivity [S/m]	TSL Permittivity	Ambient Temperature [℃]	Liquid Temperature [℃]
Flat, HSL	EDGE TOP, 0.00	WLAN 5GHz	WLAN, 10534-AAC	5755.0, 151	4.78	5.05	36.0	22.7	21.8

Hardware Setup

Phantom	TSL, Measured Date	Probe, Calibration Date	DAE, Calibration Date
Twin-SAM V5.0 (30deg probe tilt) - 1859	HBBL-600-10000 2024-03-22	EX3DV4 - SN7607, 2023-07-04	DAE4 Sn878, 2023-03-23

Scan Setup

	Area Scan	Zoom Scan
Grid Extents [mm]	80.0 x 120.0	24.0 x 24.0 x 22.0
Grid Steps [mm]	8.0 x 10.0	4.0 x 4.0 x 2.0
Sensor Surface [mm]	3.0	1.4
Graded Grid	Yes	Yes
Grading Ratio	1.5	1.4
MAIA	Y	Y
Surface Detection	VMS + 6p	VMS + 6p
Scan Method	Measured	Measured

Measurement Results

	Area Scan	Zoom Scan
Date	2024-03-22	2024-03-22
psSAR1g [W/kg]	0.536	0.548
psSAR10g [W/kg]	0.196	0.198
Power Drift [dB]	-0.02	0.04
Power Scaling	Disabled	Disabled
Scaling Factor [dB]		
TSL Correction	No correction	No correction
M2/M1 [%]		50.0
Dist 3dB Peak [mm]		10.9

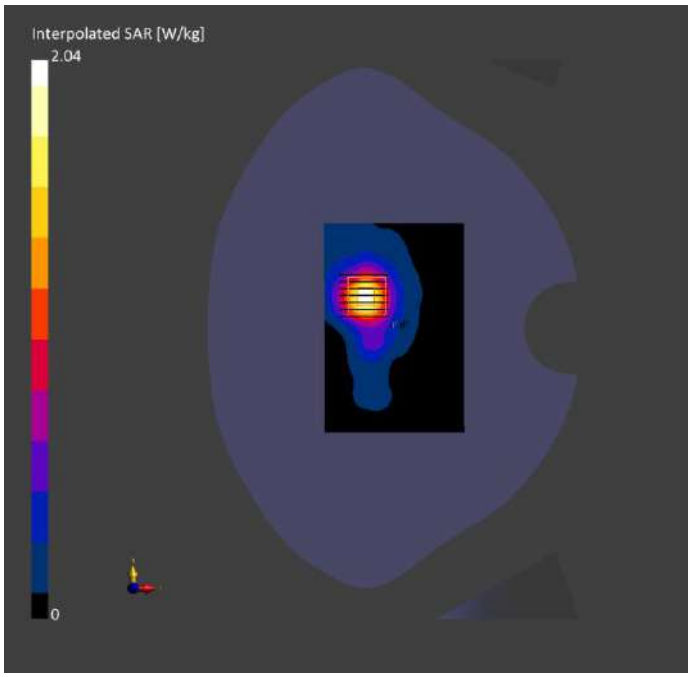
Interpolated SAR [W/kg]
2.04
0

Meas.82 Body Plane with Left Edge 0mm on 64 Channel in IEEE 802.11a mode with Antenna MIMO

Device under Test Properties

Model, Manufacturer	Dimensions [mm]	DUT Type
Device,	165.0 x 75.0 x 8.0	Phone

Exposure Conditions

Phantom Section, TSL	Position, Test Distance [mm]	Band	Group, UID	Frequency [MHz], Channel Number	Conversion Factor	TSL Conductivity [S/m]	TSL Permittivity	Ambient Temperature [℃]	Liquid Temperature [℃]
Flat, HSL	EDGE LEFT, 0.00	WLAN 5GHz	WLAN, 10062-CAD	5320.0, 64	5.41	4.88	35.2	22.6	21.9

Hardware Setup

Phantom	TSL, Measured Date	Probe, Calibration Date	DAE, Calibration Date
Twin-SAM V5.0 (30deg probe tilt) - 1859	HBBL-600-10000 2024-03-20	EX3DV4 - SN7607, 2023-07-04	DAE4 Sn878, 2023-03-23

Scan Setup

	Area Scan	Zoom Scan
Grid Extents [mm]	80.0 x 180.0	24.0 x 24.0 x 22.0
Grid Steps [mm]	8.0 x 10.0	4.0 x 4.0 x 2.0
Sensor Surface [mm]	3.0	1.4
Graded Grid	Yes	Yes
Grading Ratio	1.5	1.4
MAIA	N/A	N/A
Surface Detection	VMS + 6p	VMS + 6p
Scan Method	Measured	Measured

Measurement Results

	Area Scan	Zoom Scan
Date	2024-03-20	2024-03-20
psSAR1g [W/kg]	4.34	4.62
psSAR10g [W/kg]	1.17	1.12
Power Drift [dB]	0.01	-0.02
Power Scaling	Disabled	Disabled
Scaling Factor [dB]		
TSL Correction	No correction	No correction
M2/M1 [%]		49.6
Dist 3dB Peak [mm]		4.0

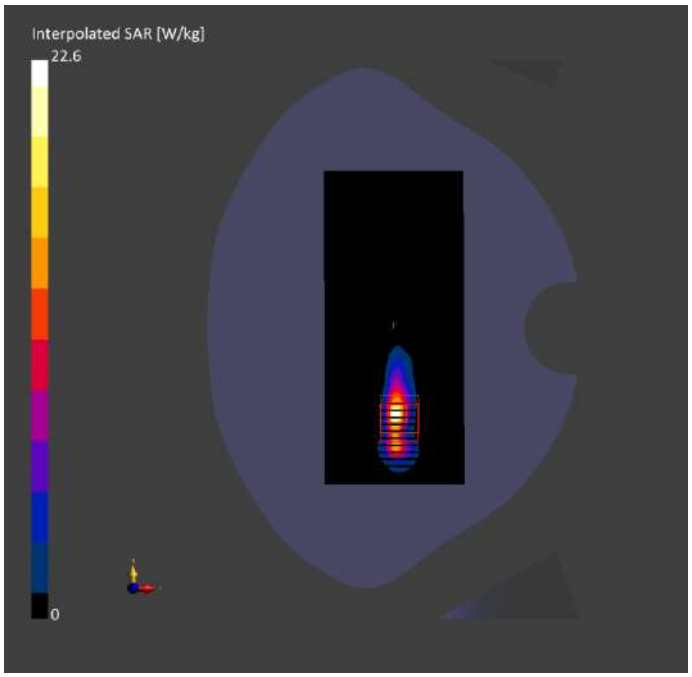
Interpolated SAR [W/kg]
22.6
0

Meas.83 Body Plane with Left Edge 0mm on 110 Channel in IEEE 802.11n40 mode with Antenna MIMO

Device under Test Properties

Model, Manufacturer	Dimensions [mm]	DUT Type
Device,	165.0 x 75.0 x 8.0	Phone

Exposure Conditions

Phantom Section, TSL	Position, Test Distance [mm]	Band	Group, UID	Frequency [MHz], Channel Number	Conversion Factor	TSL Conductivity [S/m]	TSL Permittivity	Ambient Temperature [℃]	Liquid Temperature [℃]
Flat, HSL	EDGE LEFT, 0.00	WLAN 5GHz	WLAN, 10534-AAC	5550.0, 110	4.58	4.92	36.0	22.5	21.8

Hardware Setup

Phantom	TSL, Measured Date	Probe, Calibration Date	DAE, Calibration Date
Twin-SAM V5.0 (30deg probe tilt) - 1859	HBBL-600-10000 2024-03-21	EX3DV4 - SN7607, 2023-07-04	DAE4 Sn878, 2023-03-23

Scan Setup

	Area Scan	Zoom Scan
Grid Extents [mm]	80.0 x 180.0	24.0 x 24.0 x 22.0
Grid Steps [mm]	8.0 x 10.0	4.0 x 4.0 x 2.0
Sensor Surface [mm]	3.0	1.4
Graded Grid	Yes	Yes
Grading Ratio	1.5	1.4
MAIA	N/A	N/A
Surface Detection	VMS + 6p	VMS + 6p
Scan Method	Measured	Measured

Measurement Results

	Area Scan	Zoom Scan
Date	2024-03-21	2024-03-21
psSAR1g [W/kg]	3.85	4.10
psSAR10g [W/kg]	1.01	1.02
Power Drift [dB]	0.02	-0.01
Power Scaling Scaling Factor [dB]	Disabled	Disabled
TSL Correction	No correction	No correction
M2/M1 [%]		46.5
Dist 3dB Peak [mm]		3.1

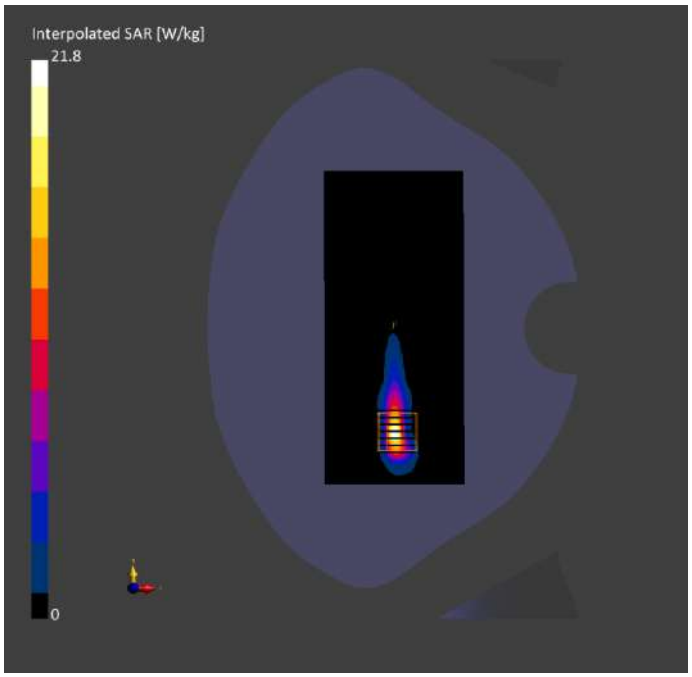
Interpolated SAR [W/kg]
21.8
0

Meas.84 Body Plane with Left Edge 0mm on 151 Channel in IEEE 802.11n40 mode with Antenna 9

Device under Test Properties

Model, Manufacturer	Dimensions [mm]	DUT Type
Device,	165.0 x 75.0 x 8.0	Phone

Exposure Conditions

Phantom Section, TSL	Position, Test Distance [mm]	Band	Group, UID	Frequency [MHz], Channel Number	Conversion Factor	TSL Conductivity [S/m]	TSL Permittivity	Ambient Temperature [℃]	Liquid Temperature [℃]
Flat, HSL	EDGE LEFT, 0.00	WLAN 5GHz	WLAN, 10534-AAC	5755.0, 151	4.78	5.05	36.0	22.7	21.8

Hardware Setup

Phantom	TSL, Measured Date	Probe, Calibration Date	DAE, Calibration Date
Twin-SAM V5.0 (30deg probe tilt) - 1859	HBBL-600-10000 2024-03-22	EX3DV4 - SN7607, 2023-07-04	DAE4 Sn878, 2023-03-23

Scan Setup

	Area Scan	Zoom Scan
Grid Extents [mm]	80.0 x 180.0	24.0 x 24.0 x 22.0
Grid Steps [mm]	8.0 x 10.0	4.0 x 4.0 x 2.0
Sensor Surface [mm]	3.0	1.4
Graded Grid	Yes	Yes
Grading Ratio	1.5	1.4
MAIA	N/A	N/A
Surface Detection	VMS + 6p	VMS + 6p
Scan Method	Measured	Measured

Measurement Results

	Area Scan	Zoom Scan
Date	2024-03-22	2024-03-22
psSAR1g [W/kg]	2.61	3.08
psSAR10g [W/kg]	0.817	0.862
Power Drift [dB]	0.05	0.05
Power Scaling	Disabled	Disabled
Scaling Factor [dB]		
TSL Correction	No correction	No correction
M2/M1 [%]		46.1
Dist 3dB Peak [mm]		3.2

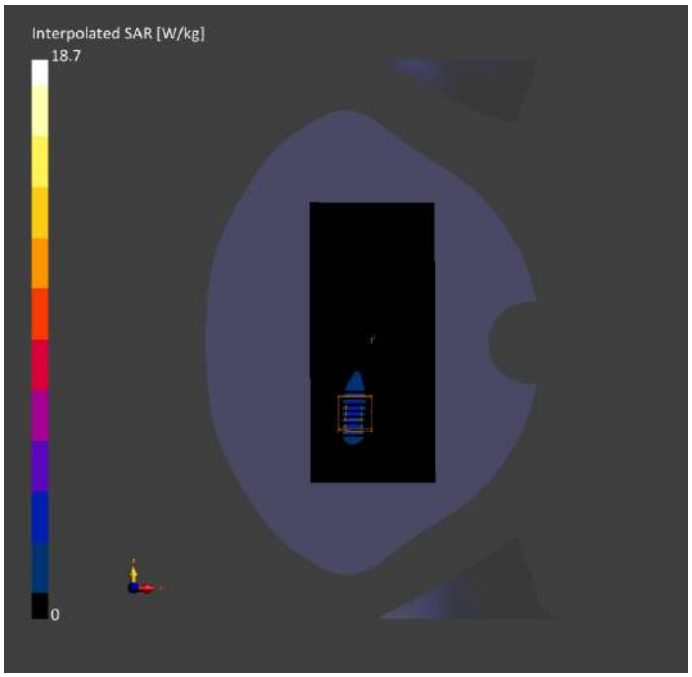
Interpolated SAR [W/kg]
18.7
0

Meas.85 Left Head with Cheek on 39 Channel in Bluetooth mode with Antenna 13

Device under Test Properties

Model, Manufacturer	Dimensions [mm]	DUT Type
Device,	165.0 x 75.0 x 8.0	Phone

Exposure Conditions

Phantom Section, TSL	Position, Test Distance [mm]	Band	Group, UID	Frequency [MHz], Channel Number	Conversion Factor	TSL Conductivity [S/m]	TSL Permittivity	Ambient Temperature [℃]	Liquid Temperature [℃]
LeftHead, HSL	CHEEK, 0.00	ISM 2.4 GHz Band	Bluetooth, 10032-CAA	2441.0, 39	7.47	1.82	38.2	22.2	21.9

Hardware Setup

Phantom	TSL, Measured Date	Probe, Calibration Date	DAE, Calibration Date
Twin-SAM V5.0 (30deg probe tilt) - 1859	HBBL-600-10000 2024-03-07	EX3DV4 - SN7607, 2023-07-04	DAE4 Sn878, 2023-03-23

Scan Setup

	Area Scan	Zoom Scan
Grid Extents [mm]	120.0 x 216.0	30.0 x 30.0 x 30.0
Grid Steps [mm]	12.0 x 12.0	5.0 x 5.0 x 5.0
Sensor Surface [mm]	3.0	1.4
Graded Grid	Yes	Yes
Grading Ratio	1.5	1.5
MAIA	N/A	N/A
Surface Detection	VMS + 6p	VMS + 6p
Scan Method	Measured	Measured

Measurement Results

	Area Scan	Zoom Scan
Date	2024-03-07	2024-03-07
psSAR1g [W/kg]	0.116	0.138
psSAR10g [W/kg]	0.057	0.061
Power Drift [dB]	-0.05	-0.01
Power Scaling	Disabled	Disabled
Scaling Factor [dB]		
TSL Correction	No correction	No correction
M2/M1 [%]		46.3
Dist 3dB Peak [mm]		8.0

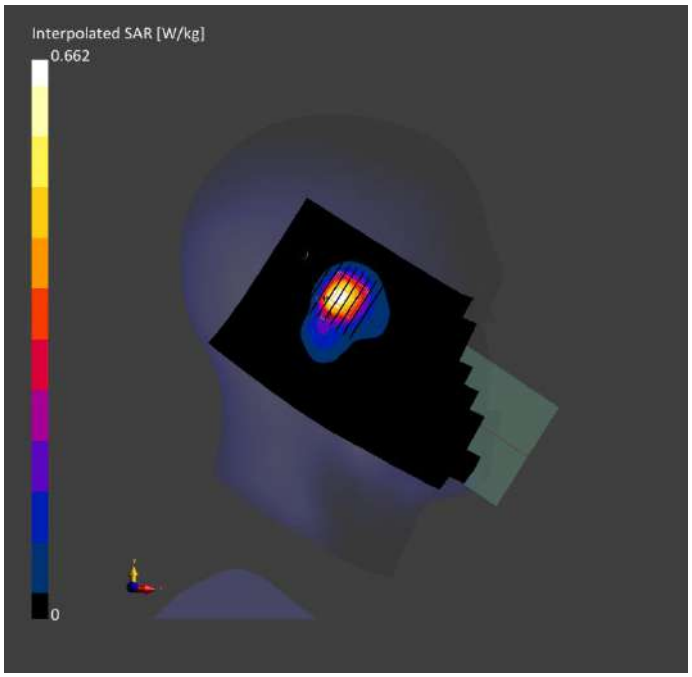
Interpolated SAR [W/kg]
0.662
0

Meas.86 Body Plane with Bask Side 15mm on 39 Channel in Bluetooth mode with Antenna 13

Device under Test Properties

Model, Manufacturer	Dimensions [mm]	DUT Type
Device,	165.0 x 75.0 x 8.0	Phone

Exposure Conditions

Phantom Section, TSL	Position, Test Distance [mm]	Band	Group, UID	Frequency [MHz], Channel Number	Conversion Factor	TSL Conductivity [S/m]	TSL Permittivity	Ambient Temperature [℃]	Liquid Temperature [℃]
Flat, HSL	BACK, 15.00	ISM 2.4 GHz Band	Bluetooth, 10032-CAA	2441.0, 39	7.47	1.82	38.2	22.2	21.9

Hardware Setup

Phantom	TSL, Measured Date	Probe, Calibration Date	DAE, Calibration Date
Twin-SAM V5.0 (30deg probe tilt) - 1859	HBBL-600-10000 2024-03-07	EX3DV4 - SN7607, 2023-07-04	DAE4 Sn878, 2023-03-23

Scan Setup

	Area Scan	Zoom Scan
Grid Extents [mm]	120.0 x 216.0	30.0 x 30.0 x 30.0
Grid Steps [mm]	12.0 x 12.0	5.0 x 5.0 x 5.0
Sensor Surface [mm]	3.0	1.4
Graded Grid	Yes	Yes
Grading Ratio	1.5	1.5
MAIA	Y	Y
Surface Detection	VMS + 6p	VMS + 6p
Scan Method	Measured	Measured

Measurement Results

	Area Scan	Zoom Scan
Date	2024-03-07	2024-03-07
psSAR1g [W/kg]	0.009	0.009
psSAR10g [W/kg]	0.003	0.004
Power Drift [dB]	0.08	-0.02
Power Scaling Scaling Factor [dB]	Disabled	Disabled
TSL Correction	No correction	No correction
M2/M1 [%]		56.5
Dist 3dB Peak [mm]		> 15.0

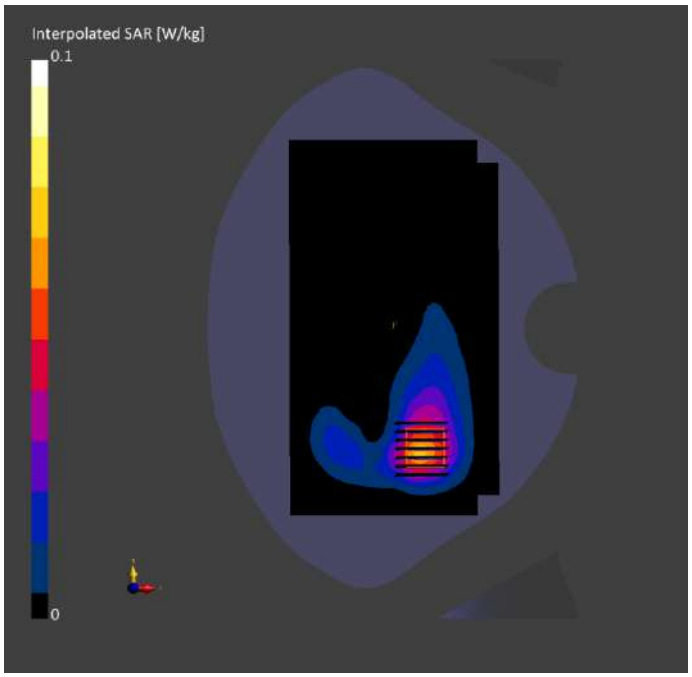
Interpolated SAR [W/kg]
0.1
0

Meas.87 Body Plane with Bask Side 10mm on 39 Channel in Bluetooth mode with Antenna 13

Device under Test Properties

Model, Manufacturer	Dimensions [mm]	DUT Type
Device,	165.0 x 75.0 x 8.0	Phone

Exposure Conditions

Phantom Section, TSL	Position, Test Distance [mm]	Band	Group, UID	Frequency [MHz], Channel Number	Conversion Factor	TSL Conductivity [S/m]	TSL Permittivity	Ambient Temperature [℃]	Liquid Temperature [℃]
Flat, HSL	BACK, 10.00	ISM 2.4 GHz Band	Bluetooth, 10032-CAA	2441.0, 39	7.47	1.82	38.2	22.2	21.9

Hardware Setup

Phantom	TSL, Measured Date	Probe, Calibration Date	DAE, Calibration Date
Twin-SAM V5.0 (30deg probe tilt) - 1859	HBBL-600-10000 2024-03-07	EX3DV4 - SN7607, 2023-07-04	DAE4 Sn878, 2023-03-23

Scan Setup

	Area Scan	Zoom Scan
Grid Extents [mm]	120.0 x 216.0	30.0 x 30.0 x 30.0
Grid Steps [mm]	12.0 x 12.0	5.0 x 5.0 x 5.0
Sensor Surface [mm]	3.0	1.4
Graded Grid	Yes	Yes
Grading Ratio	1.5	1.5
MAIA	Y	Y
Surface Detection	VMS + 6p	VMS + 6p
Scan Method	Measured	Measured

Measurement Results

	Area Scan	Zoom Scan
Date	2024-03-07	2024-03-07
psSAR1g [W/kg]	0.058	0.060
psSAR10g [W/kg]	0.029	0.030
Power Drift [dB]	-0.07	0.03
Power Scaling	Disabled	Disabled
Scaling Factor [dB]		
TSL Correction	No correction	No correction
M2/M1 [%]		50.8
Dist 3dB Peak [mm]		13.6

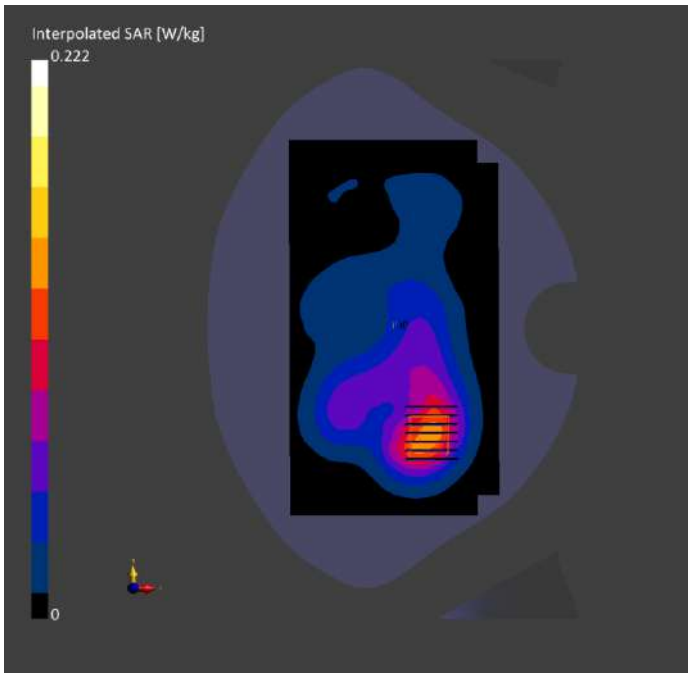
Interpolated SAR [W/kg]
0.222
0

Meas.88 Body Plane with Top Edge 0mm on 39 Channel in Bluetooth mode with Antenna 13

Device under Test Properties

Model, Manufacturer	Dimensions [mm]	DUT Type
Device,	165.0 x 75.0 x 8.0	Phone

Exposure Conditions

Phantom Section, TSL	Position, Test Distance [mm]	Band	Group, UID	Frequency [MHz], Channel Number	Conversion Factor	TSL Conductivity [S/m]	TSL Permittivity	Ambient Temperature [℃]	Liquid Temperature [℃]
Flat, HSL	EDGE TOP, 0.00	ISM 2.4 GHz Band	Bluetooth, 10032-CAA	2441.0, 39	7.47	1.82	38.2	22.2	21.9

Hardware Setup

Phantom	TSL, Measured Date	Probe, Calibration Date	DAE, Calibration Date
Twin-SAM V5.0 (30deg probe tilt) - 1859	HBBL-600-10000 2024-03-07	EX3DV4 - SN7607, 2023-07-04	DAE4 Sn878, 2023-03-23

Scan Setup

	Area Scan	Zoom Scan
Grid Extents [mm]	120.0 x 216.0	30.0 x 30.0 x 30.0
Grid Steps [mm]	12.0 x 12.0	5.0 x 5.0 x 5.0
Sensor Surface [mm]	3.0	1.4
Graded Grid	Yes	Yes
Grading Ratio	1.5	1.5
MAIA	N/A	N/A
Surface Detection	VMS + 6p	VMS + 6p
Scan Method	Measured	Measured

Measurement Results

	Area Scan	Zoom Scan
Date	2024-03-07	2024-03-07
psSAR1g [W/kg]	0.791	1.20
psSAR10g [W/kg]	0.348	0.396
Power Drift [dB]	0.01	0.11
Power Scaling	Disabled	Disabled
Scaling Factor [dB]		
TSL Correction	No correction	No correction
M2/M1 [%]		25.3
Dist 3dB Peak [mm]		4.0

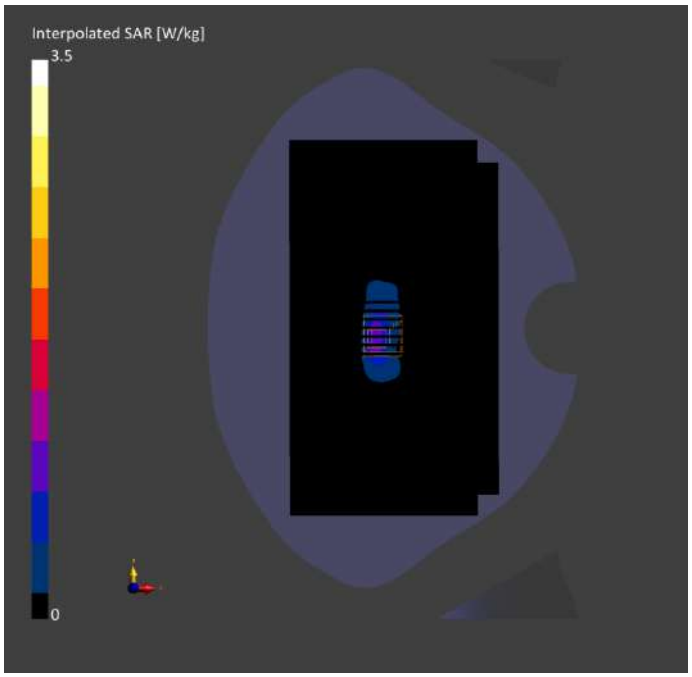
Interpolated SAR [W/kg]
3.5
0

Meas.89 Right Head with Cheek on High Channel in LTE Band38 mode with Antenna 5

Device under Test Properties

Model, Manufacturer	Dimensions [mm]	DUT Type
Bale-D	164.5 x 75.5 x 10.0	Phone

Exposure Conditions

Phantom Section, TSL	Position, Test Distance [mm]	Band	Group, UID	Frequency [MHz], Channel Number	Conversion Factor	TSL Conductivity [S/m]	TSL Permittivity	Ambient Temperature [℃]	Liquid Temperature [℃]
RightHead, HSL	CHEEK, 0.00	Band 38	LTE-TDD, 10172-CAH	2610.0, 38150	7.41	2.04	37.8	22.3	21.3

Hardware Setup

Phantom	TSL, Measured Date	Probe, Calibration Date	DAE, Calibration Date
Twin-SAM V5.0 (30deg probe tilt) - 1859	HBBL-600-10000 2024-04-10	EX3DV4 - SN7607, 2023-07-04	DAE4 Sn1710, 2024-01-03

Scan Setup

	Area Scan	Zoom Scan
Grid Extents [mm]	120.0 x 192.0	30.0 x 30.0 x 30.0
Grid Steps [mm]	12.0 x 12.0	5.0 x 5.0 x 5.0
Sensor Surface [mm]	3.0	1.4
Graded Grid	Yes	Yes
Grading Ratio	1.5	1.5
MAIA	N/A	N/A
Surface Detection	All points	All points
Scan Method	Measured	Measured

Measurement Results

	Area Scan	Zoom Scan
Date	2024-04-10	2024-04-10
psSAR1g [W/kg]	0.636	0.685
psSAR10g [W/kg]	0.312	0.314
Power Drift [dB]	-0.03	-0.05
Power Scaling Scaling Factor [dB]	Disabled	Disabled
TSL Correction	No correction	No correction
M2/M1 [%]		47.5
Dist 3dB Peak [mm]		5.3

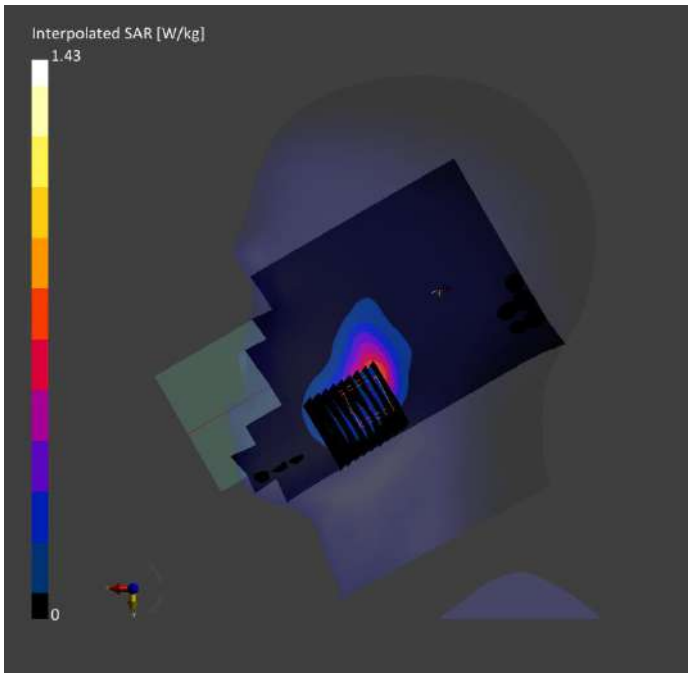
Interpolated SAR [W/kg]
1.43
0

Meas.90 Body Plane with Back Side 15mm on Middle Channel in LTE Band38 mode with Antenna 0

Device under Test Properties

Model, Manufacturer	Dimensions [mm]	DUT Type
Bale-D	164.5 x 75.5 x 10.0	Phone

Exposure Conditions

Phantom Section, TSL	Position, Test Distance [mm]	Band	Group, UID	Frequency [MHz], Channel Number	Conversion Factor	TSL Conductivity [S/m]	TSL Permittivity	Ambient Temperature [℃]	Liquid Temperature [℃]
Flat, HSL	BACK, 15.00	Band 38	LTE-TDD, 10172-CAH	2595.0, 38000	7.41	1.96	39.1	22.3	21.3

Hardware Setup

Phantom	TSL, Measured Date	Probe, Calibration Date	DAE, Calibration Date
Twin-SAM V5.0 (30deg probe tilt) - 1859	HBBL-600-10000 2024-04-10	EX3DV4 - SN7607, 2023-07-04	DAE4 Sn1710, 2024-01-03

Scan Setup

	Area Scan	Zoom Scan
Grid Extents [mm]	120.0 x 192.0	30.0 x 30.0 x 30.0
Grid Steps [mm]	12.0 x 12.0	5.0 x 5.0 x 5.0
Sensor Surface [mm]	3.0	1.4
Graded Grid	Yes	Yes
Grading Ratio	1.5	1.5
MAIA	N/A	N/A
Surface Detection	All points	All points
Scan Method	Measured	Measured

Measurement Results

	Area Scan	Zoom Scan
Date	2024-04-10	2024-04-10
psSAR1g [W/kg]	0.280	0.289
psSAR10g [W/kg]	0.145	0.152
Power Drift [dB]	0.02	0.00
Power Scaling Scaling Factor [dB]	Disabled	Disabled
TSL Correction	No correction	No correction
M2/M1 [%]		51.4
Dist 3dB Peak [mm]		13.9


Interpolated SAR [W/kg]
0.545
0

Meas.91 Body Plane with Bottom Edge 10mm on 519000 Channel in NR Band38 mode with Antenna 0

Device under Test Properties

Model, Manufacturer	Dimensions [mm]	DUT Type
Bale-D	164.5 x 75.5 x 10.0	Phone

Exposure Conditions

Phantom Section, TSL	Position, Test Distance [mm]	Band	Group, UID	Frequency [MHz], Channel Number	Conversion Factor	TSL Conductivity [S/m]	TSL Permittivity	Ambient Temperature [℃]	Liquid Temperature [℃]
Flat, HSL	EDGE BOTTOM, 10.00	Band n38	5G NR FR1 TDD, 10903-AAD	2595.0, 519000	7.41	1.96	39.1	22.3	21.3

Hardware Setup

Phantom	TSL, Measured Date	Probe, Calibration Date	DAE, Calibration Date
Twin-SAM V5.0 (30deg probe tilt) - 1859	HBBL-600-10000 2024-04-10	EX3DV4 - SN7607, 2023-07-04	DAE4 Sn1710, 2024-01-03

Scan Setup

	Area Scan	Zoom Scan
Grid Extents [mm]	96.0 x 120.0	30.0 x 30.0 x 30.0
Grid Steps [mm]	12.0 x 12.0	5.0 x 5.0 x 5.0
Sensor Surface [mm]	3.0	1.4
Graded Grid	Yes	Yes
Grading Ratio	1.5	1.5
MAIA	N/A	N/A
Surface Detection	All points	All points
Scan Method	Measured	Measured

Measurement Results

	Area Scan	Zoom Scan
Date	2024-04-10	2024-04-10
psSAR1g [W/kg]	0.899	0.954
psSAR10g [W/kg]	0.431	0.446
Power Drift [dB]	0.10	-0.07
Power Scaling Scaling Factor [dB]	Disabled	Disabled
TSL Correction	No correction	No correction
M2/M1 [%]		50.7
Dist 3dB Peak [mm]		10.0

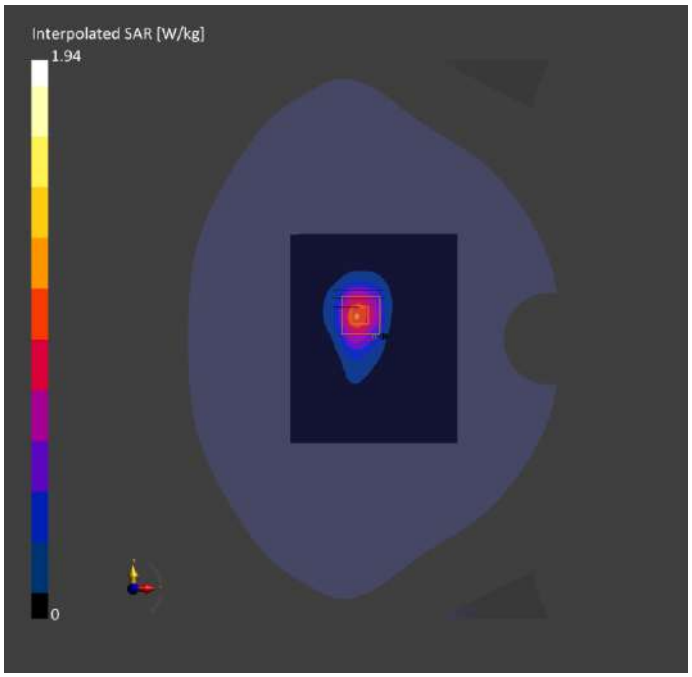
Interpolated SAR [W/kg]
1.94
0

Meas.92 Body Plane with Right Edge 0mm on 518598 Channel in NR Band41 mode with Antenna 1

Device under Test Properties

Model, Manufacturer	Dimensions [mm]	DUT Type
Bale-D	164.5 x 75.5 x 10.0	Phone

Exposure Conditions

Phantom Section, TSL	Position, Test Distance [mm]	Band	Group, UID	Frequency [MHz], Channel Number	Conversion Factor	TSL Conductivity [S/m]	TSL Permittivity	Ambient Temperature [℃]	Liquid Temperature [℃]
Flat, HSL	EDGE RIGHT, 0.00	Band n41	5G NR FR1 TDD, 10866-AAF	2592.99, 518598	7.41	1.91	39.3	22.3	21.3

Hardware Setup

Phantom	TSL, Measured Date	Probe, Calibration Date	DAE, Calibration Date
Twin-SAM V5.0 (30deg probe tilt) - 1859	HBBL-600-10000 2024-04-10	EX3DV4 - SN7607, 2023-07-04	DAE4 Sn1710, 2024-01-03

Scan Setup

	Area Scan	Zoom Scan
Grid Extents [mm]	96.0 x 216.0	30.0 x 30.0 x 30.0
Grid Steps [mm]	12.0 x 12.0	5.0 x 5.0 x 5.0
Sensor Surface [mm]	3.0	1.4
Graded Grid	Yes	Yes
Grading Ratio	1.5	1.5
MAIA	N/A	N/A
Surface Detection	All points	All points
Scan Method	Measured	Measured

Measurement Results

	Area Scan	Zoom Scan
Date	2024-04-10	2024-04-10
psSAR1g [W/kg]	3.22	5.79
psSAR10g [W/kg]	1.52	1.90
Power Drift [dB]	0.07	0.13
Power Scaling	Disabled	Disabled
Scaling Factor [dB]		
TSL Correction	No correction	No correction
M2/M1 [%]		30.2
Dist 3dB Peak [mm]		5.0

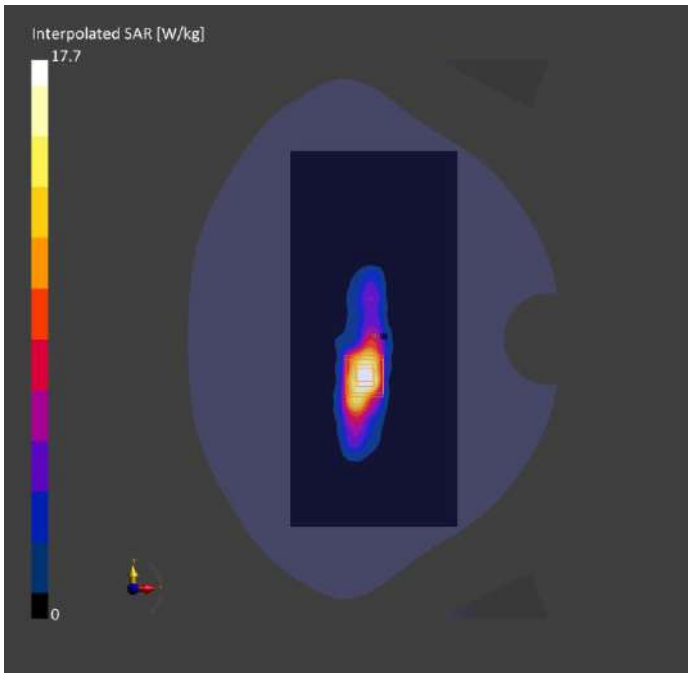
Interpolated SAR [W/kg]
17.7
0

ANNEX D EUT EXTERNAL PHOTOS

Please refer the document “BL-SZ2440298-AW.pdf”.

ANNEX E SAR TEST SETUP PHOTOS

Please refer the document “BL-SZ2440298-AS.pdf”.

ANNEX F CALIBRATION REPORT

Please refer the document “BL-SZ2440298-AC.pdf”.

Statement

1. The laboratory guarantees the scientificity, accuracy and impartiality of the test, and is responsible for all the information in the report, except the information provided by the customer. The customer is responsible for the impact of the information provided on the validity of the results.
2. The report without China inspection body and laboratory Mandatory Approval (CMA) mark has no effect of proving to the society.
3. For the report with CNAS mark or A2LA mark, the items marked with "☆" are not within the accredited scope.
4. This report is invalid if it is altered, without the signature of the testing and approval personnel, or without the “inspection and testing dedicated stamp” or test report stamp.
5. The test data and results are only valid for the tested samples provided by the customer.
6. This report shall not be partially reproduced without the written permission of the laboratory.
7. Any objection shall be raised to the laboratory within 30 days after receiving the report.

--END OF REPORT--