11G_Ant10_2412_30~1000

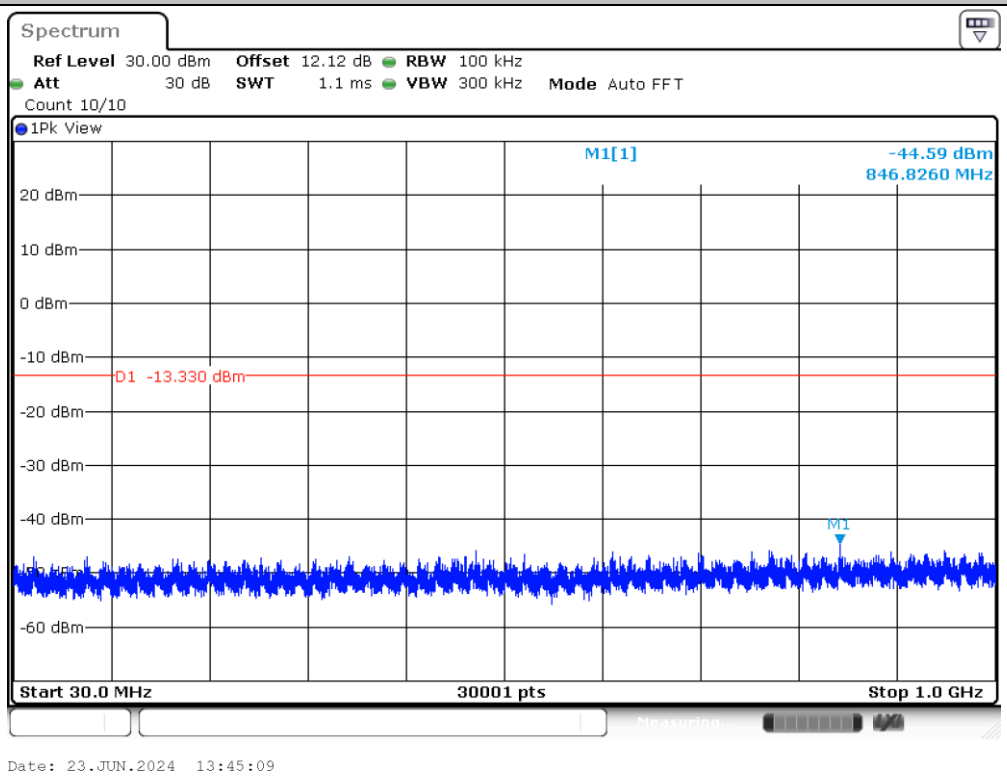

11G_Ant10_2412_1000~26500

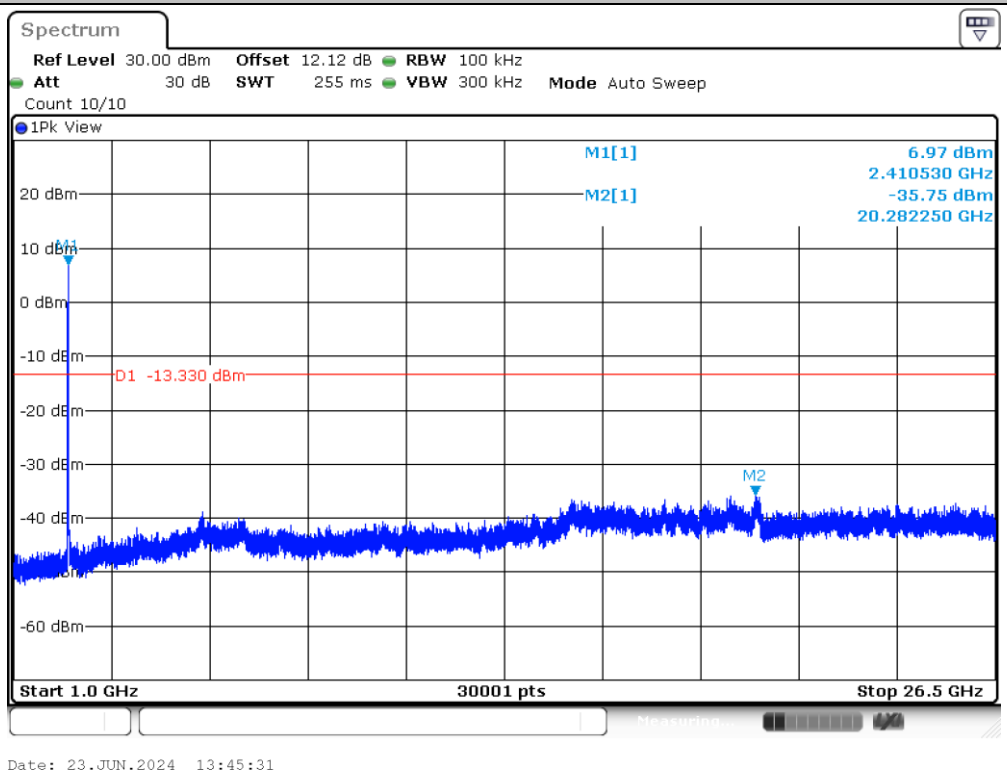

11G_Ant10_2437_30~1000

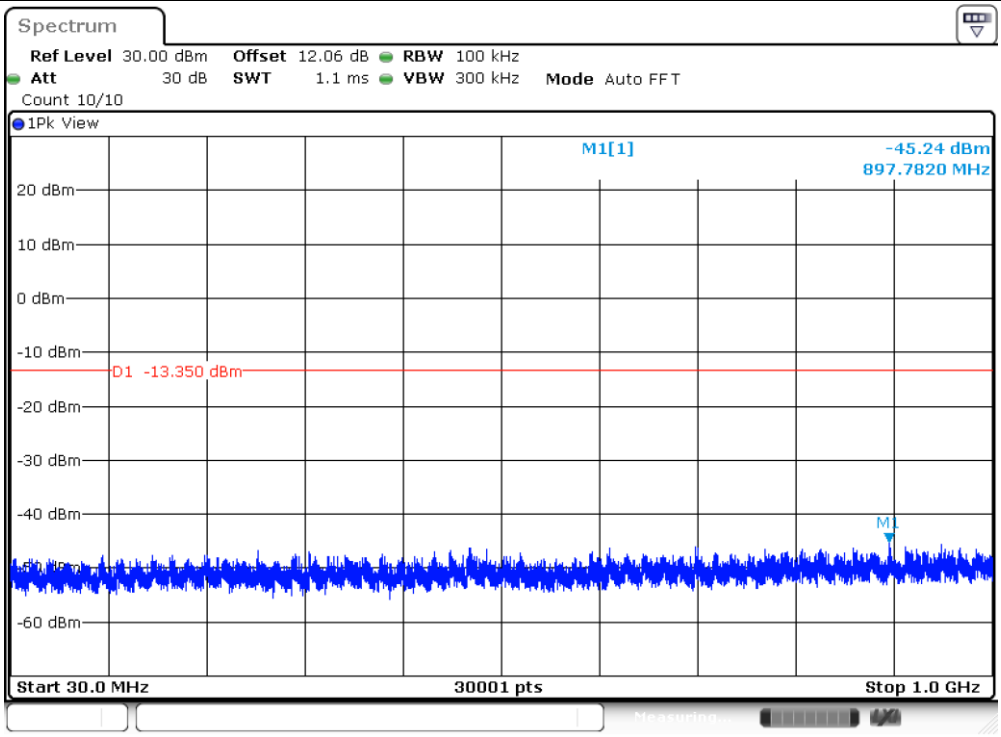

Date: 23.JUN.2024 13:46:27

11G_Ant10_2437_1000~26500

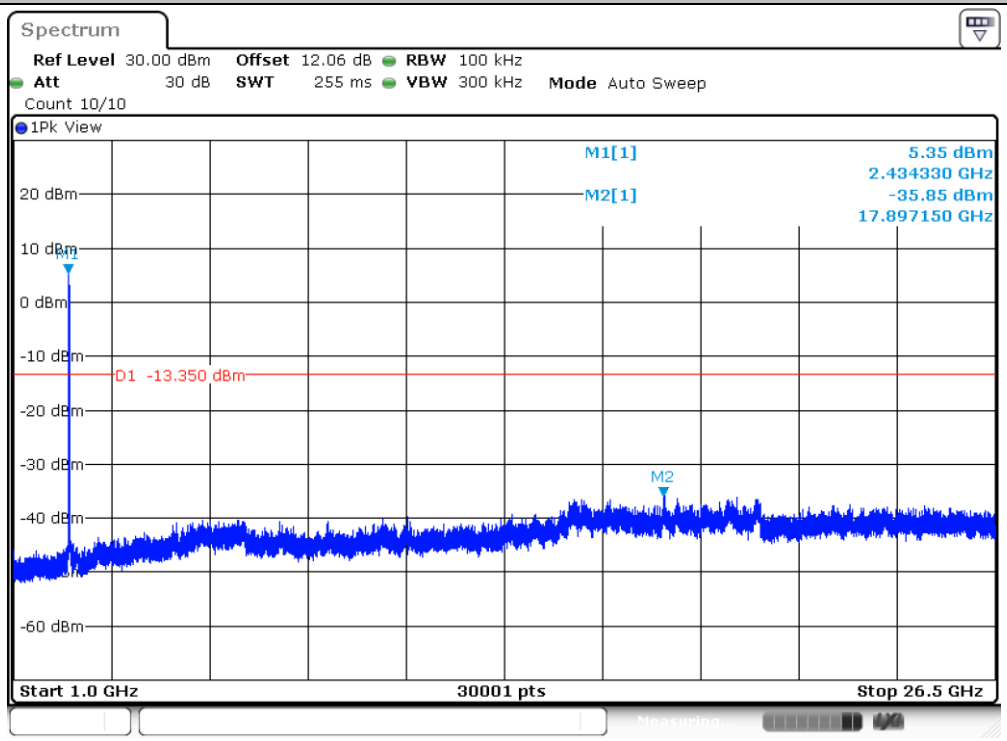

Date: 23.JUN.2024 13:46:49

11G_Ant10_2462_30~1000

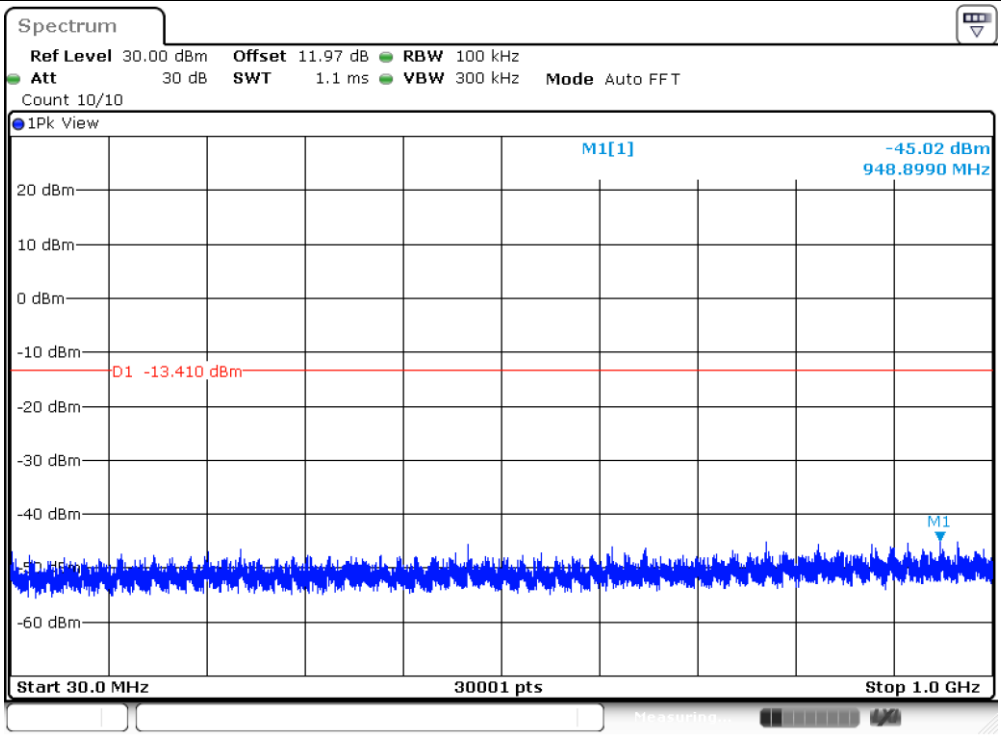

Date: 23.JUN.2024 13:47:54

11G_Ant10_2462_1000~26500

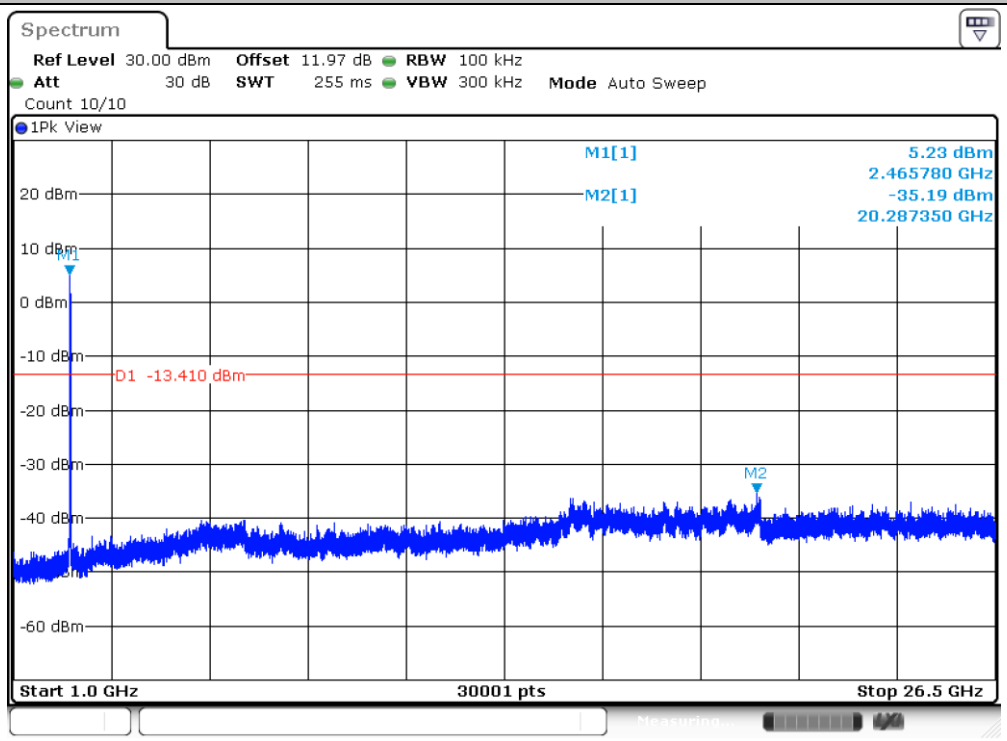

Date: 23.JUN.2024 13:48:16

11AX20SISO_Ant10_2412_30~1000

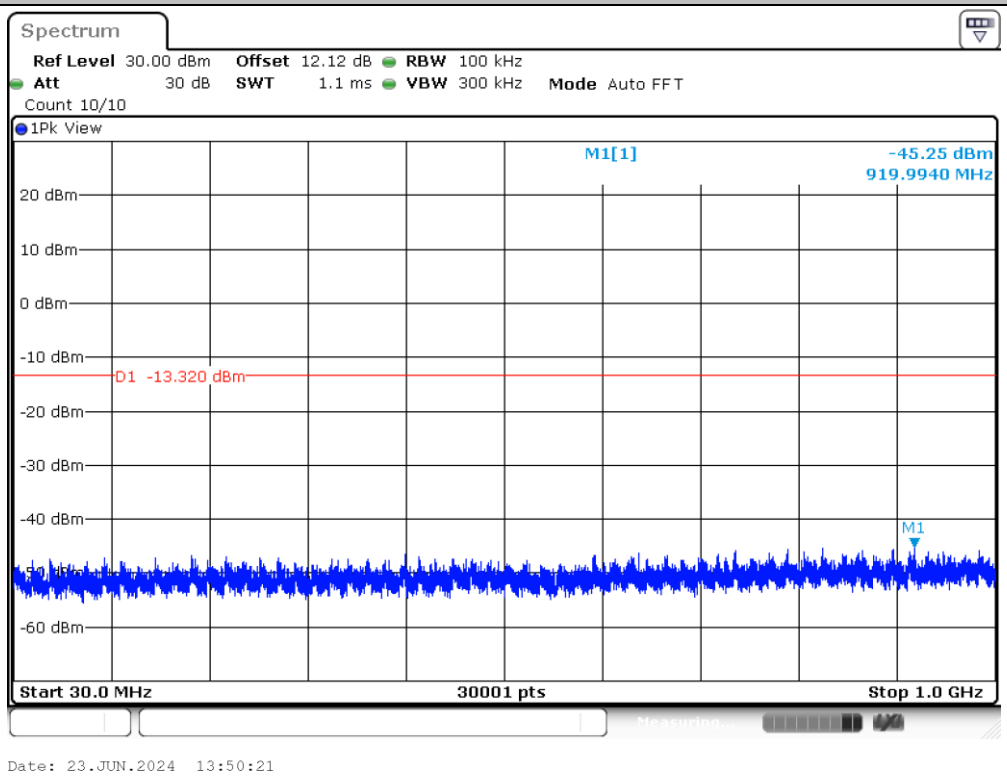

11AX20SISO_Ant10_2412_1000~26500

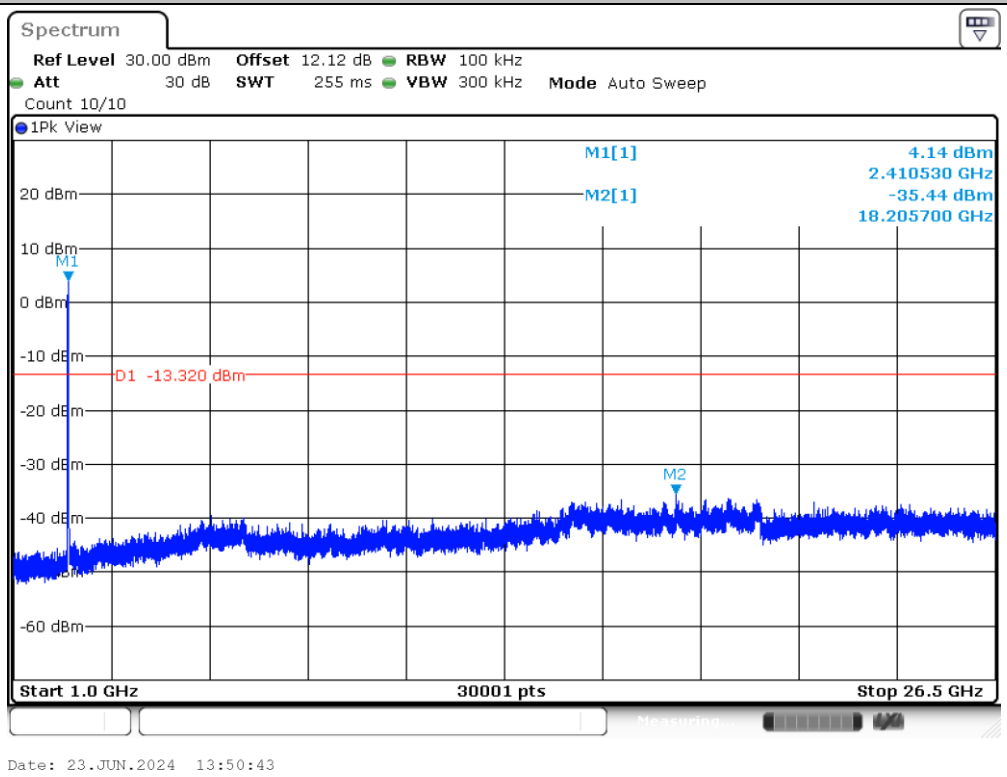

11AX20SISO_Ant10_2437_30~1000

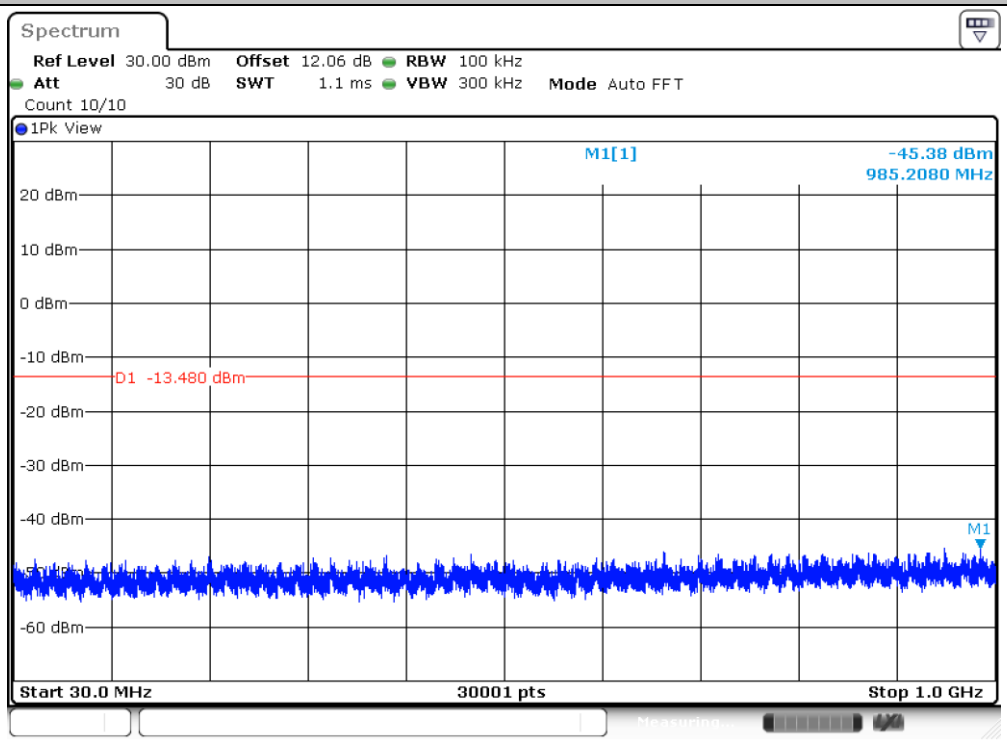

Date: 23.JUN.2024 13:51:49

11AX20SISO_Ant10_2437_1000~26500

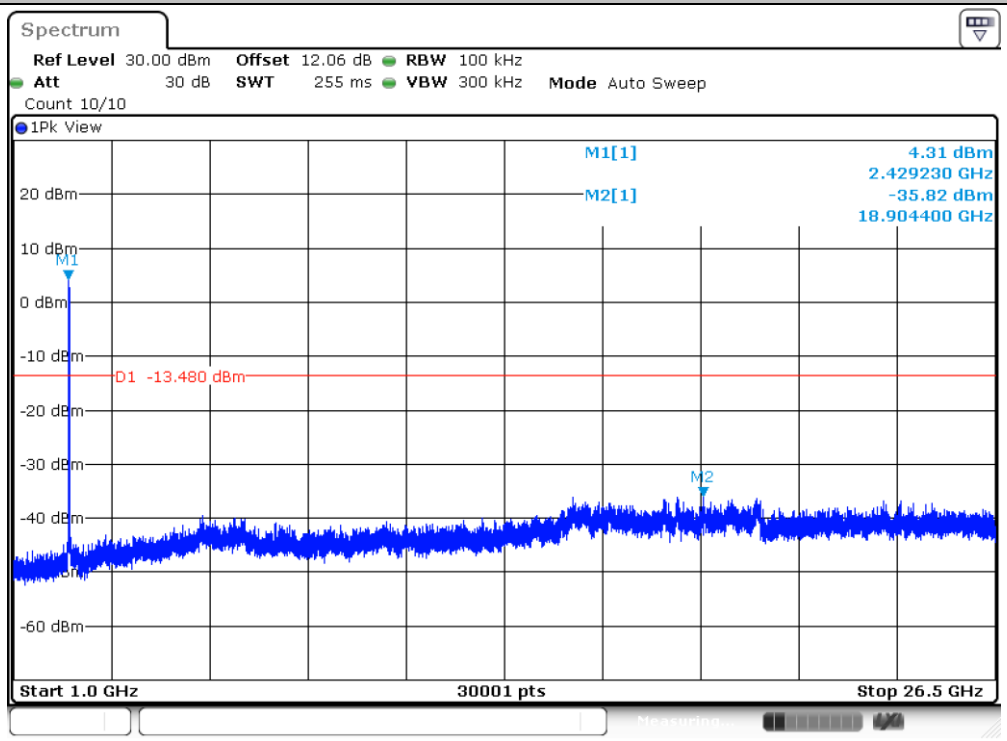

Date: 23.JUN.2024 13:52:11

11AX20SISO_Ant10_2462_30~1000

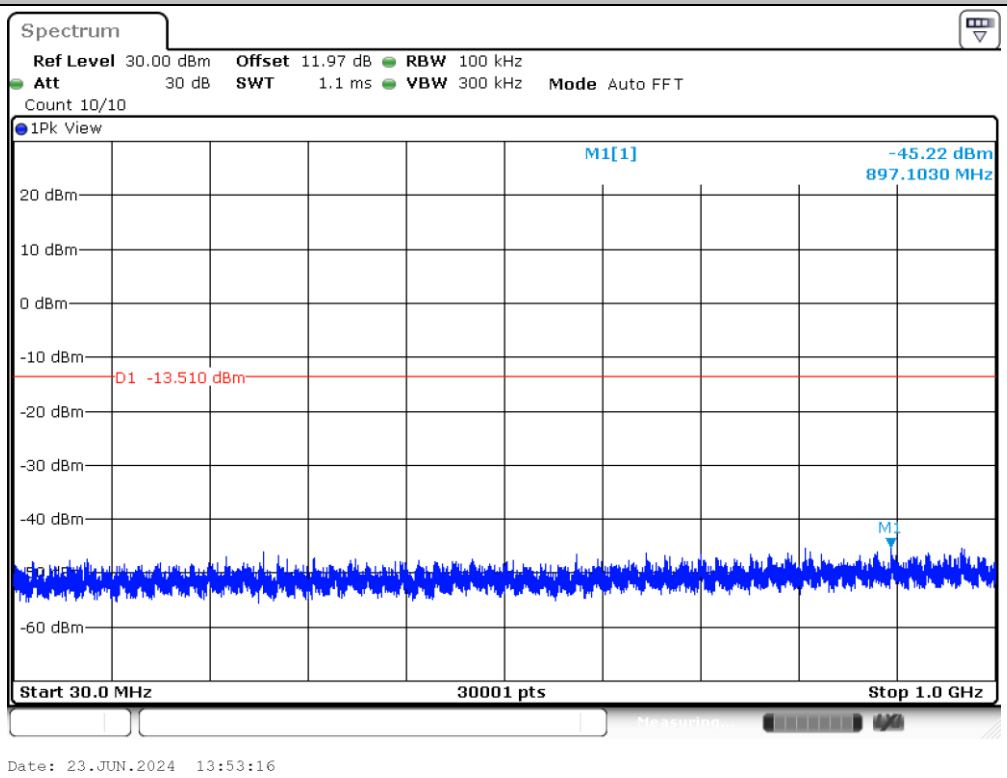

11AX20SISO_Ant10_2462_1000~26500

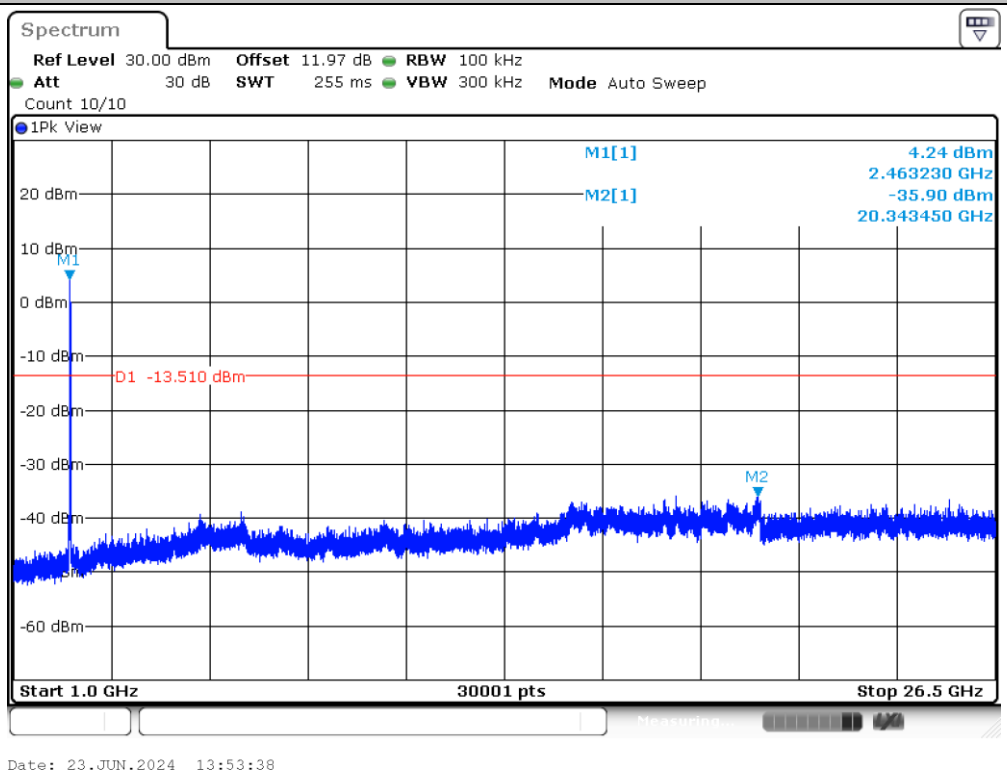

11AX40SISO_Ant10_2422_30~1000

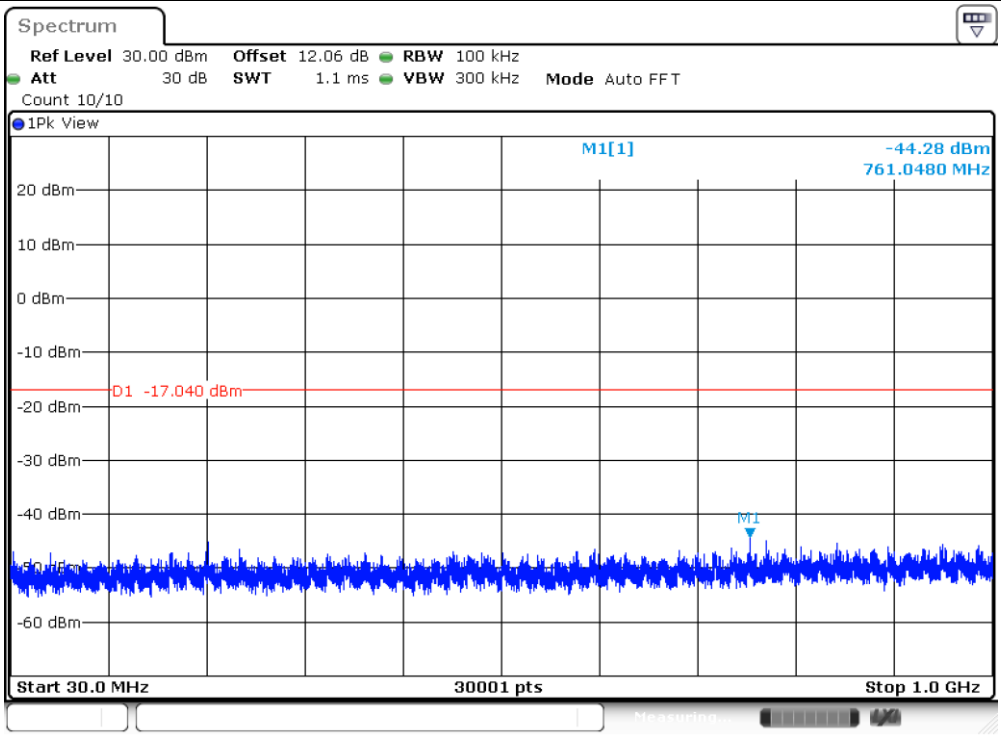

Date: 23.JUN.2024 13:55:09

11AX40SISO_Ant10_2422_1000~26500

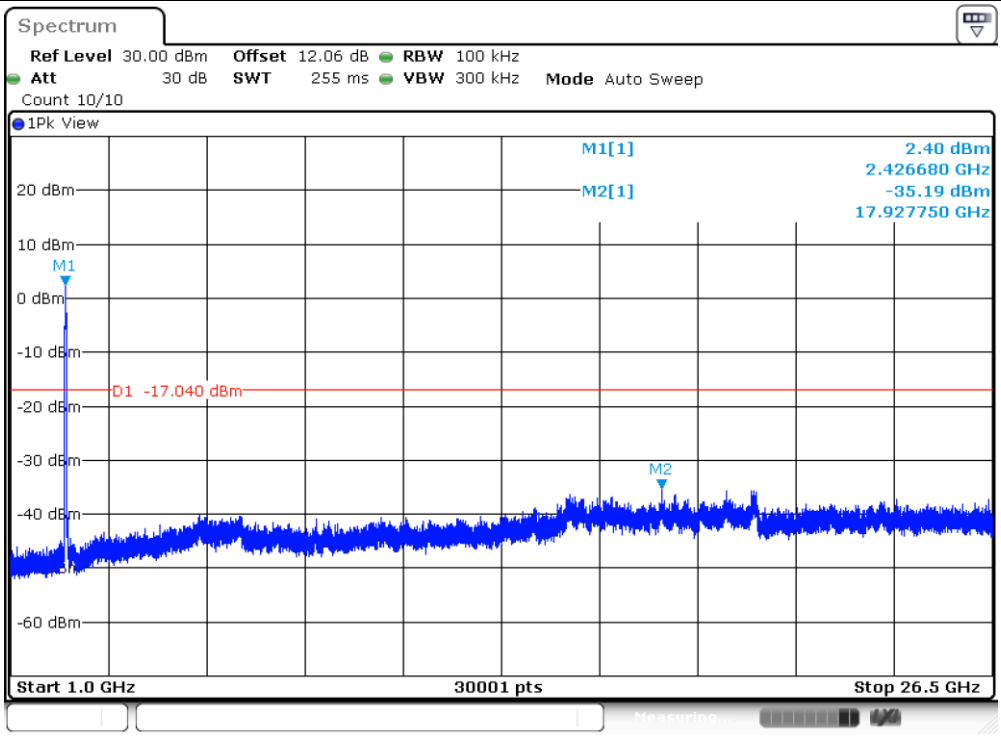

Date: 23.JUN.2024 13:55:31

11AX40SISO_Ant10_2437_30~1000

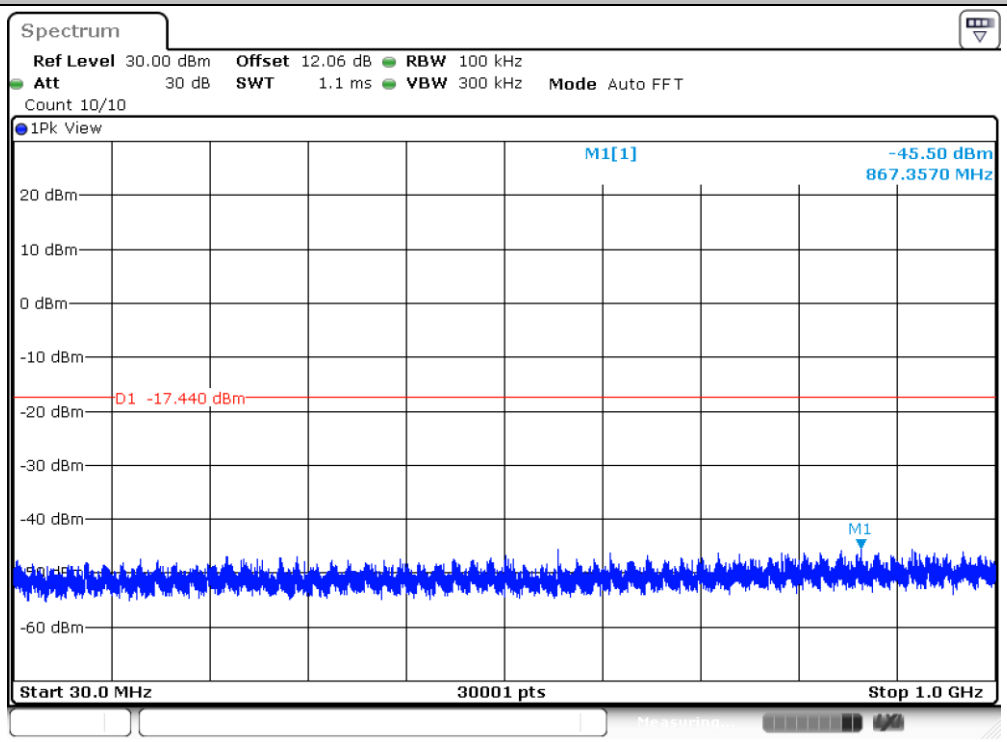

Date: 23.JUN.2024 13:56:30

11AX40SISO_Ant10_2437_1000~26500

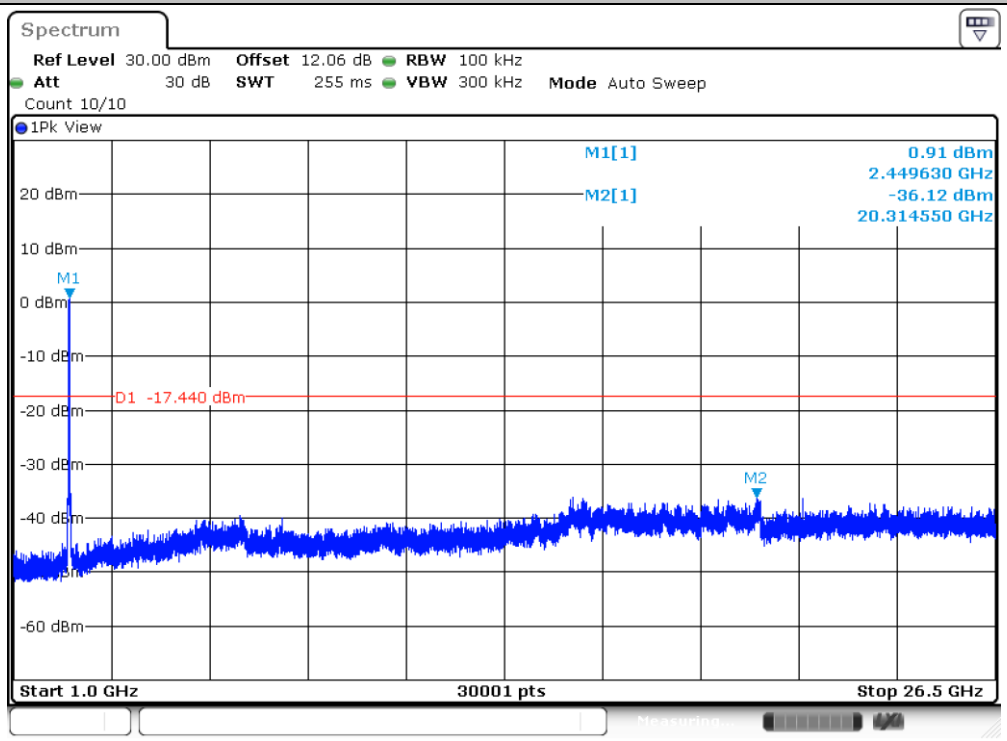

Date: 23.JUN.2024 13:56:52

11AX40SISO_Ant10_2452_30~1000

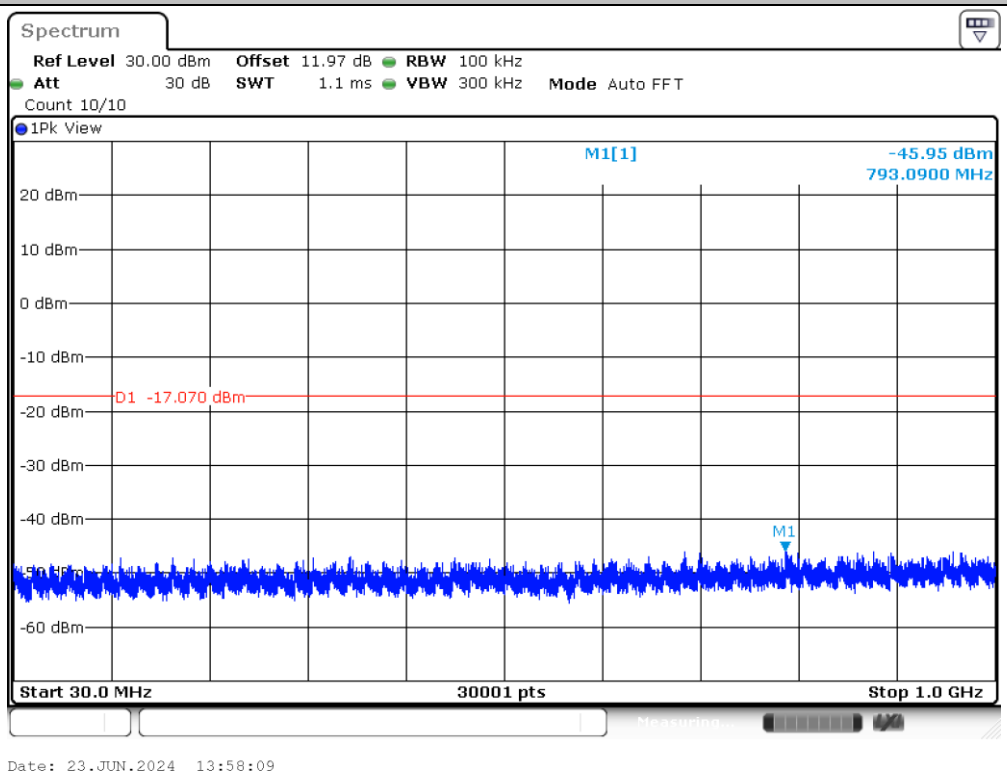

11AX40SISO_Ant10_2452_1000~26500

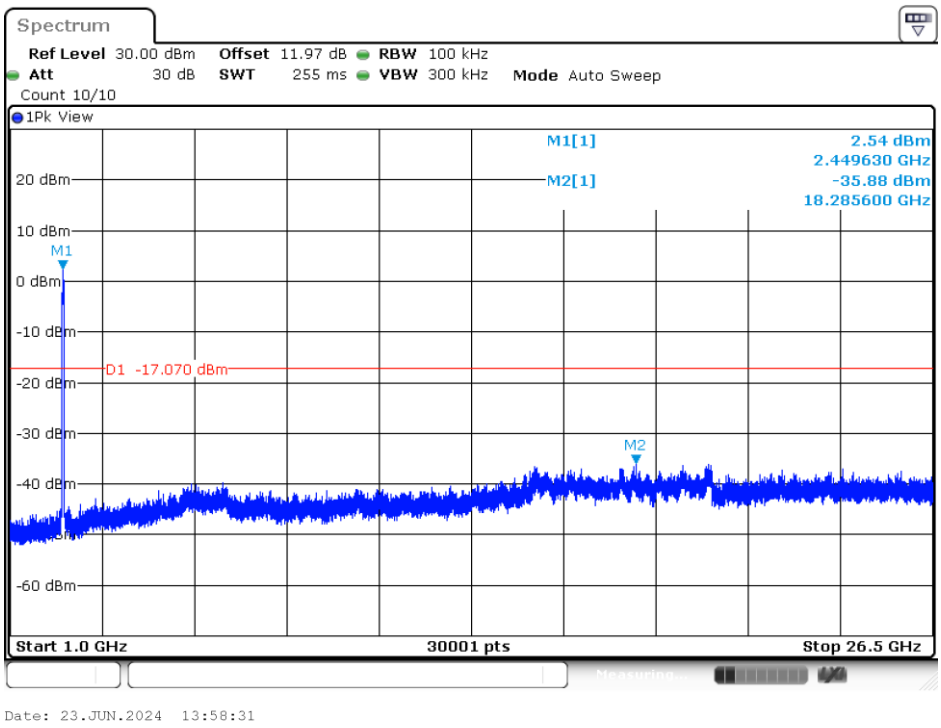

<802.11ax Partial RU>

Maximum power spectral density

Test Result

TestMode	Antenna	Freq(MHz)	RuSize	RuIndex	Result [dBm/3kHz]	Limit [dBm/3kHz]	Verdict
11AX20SISO	Ant10	2412	26Tone	RU0	0.77	≤8.00	PASS
			52Tone	RU37	-2.46	≤8.00	PASS
			106Tone	RU53	-5.02	≤8.00	PASS
		2462	26Tone	RU8	0.59	≤8.00	PASS
			52Tone	RU40	-4.05	≤8.00	PASS
			106Tone	RU54	-5.61	≤8.00	PASS

Test Graphs

11AX20SISO_Ant10_2412_26Tone_RU0

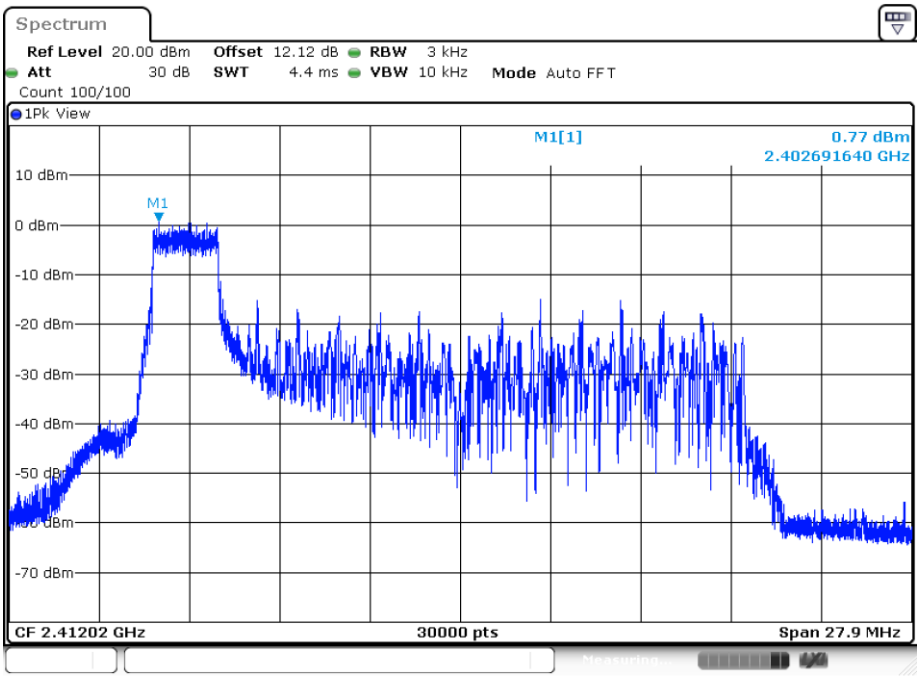

11AX20SISO_Ant10_2412_52Tone_RU37

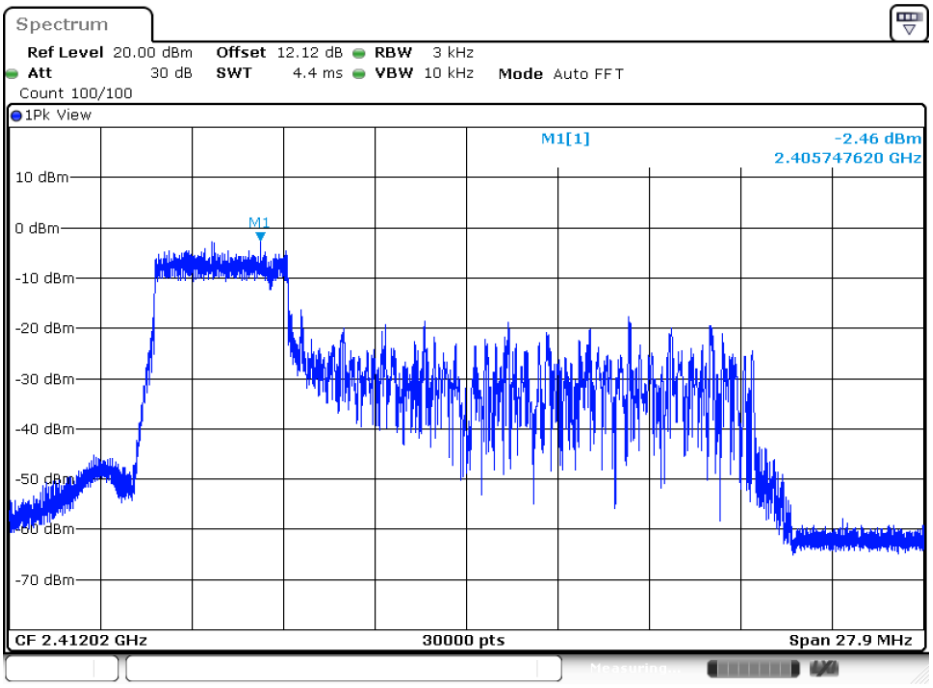

11AX20SISO_Ant10_2412_106Tone_RU53

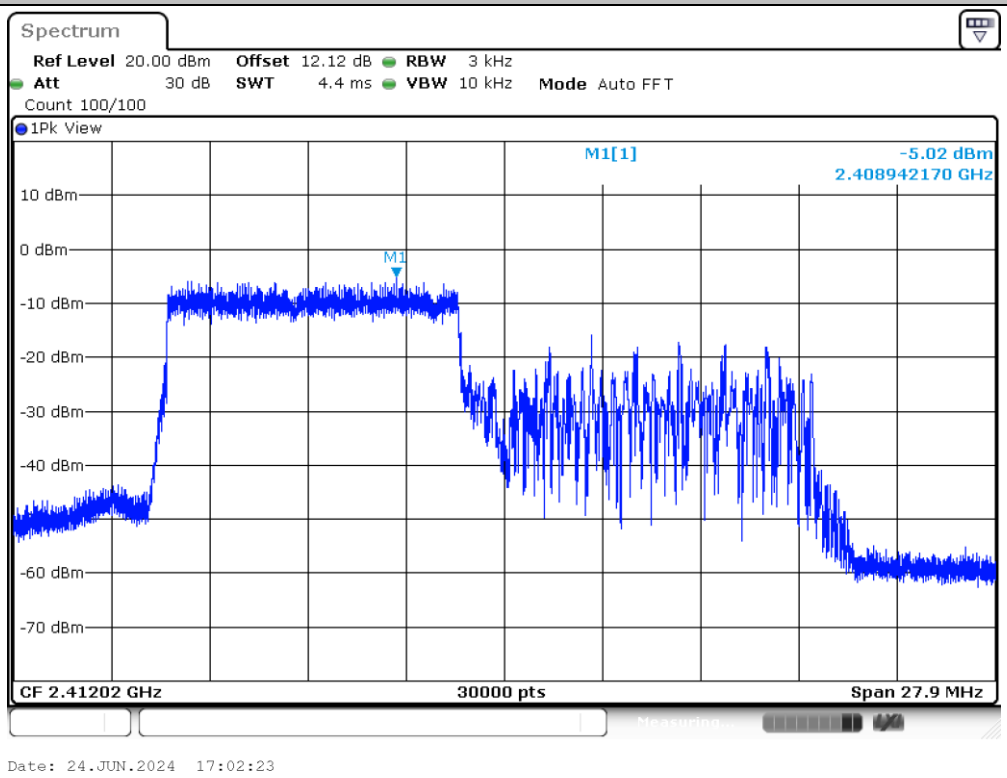

11AX20SISO_Ant10_2462_26Tone_RU8

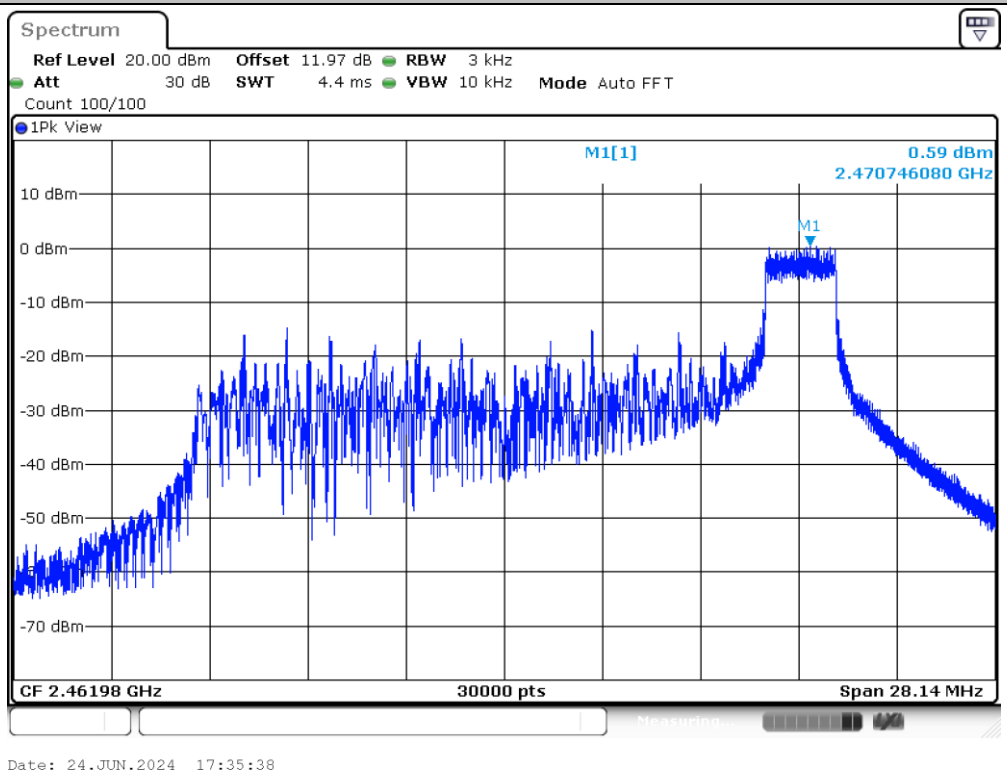

11AX20SISO_Ant10_2462_52Tone_RU40

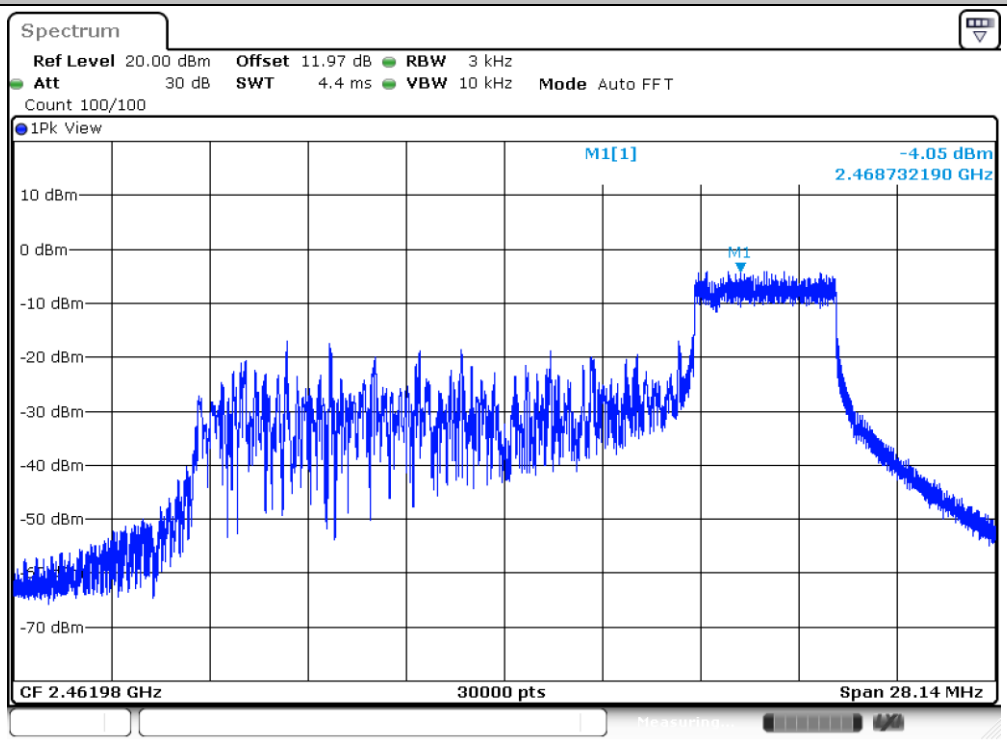

11AX20SISO_Ant10_2462_106Tone_RU54

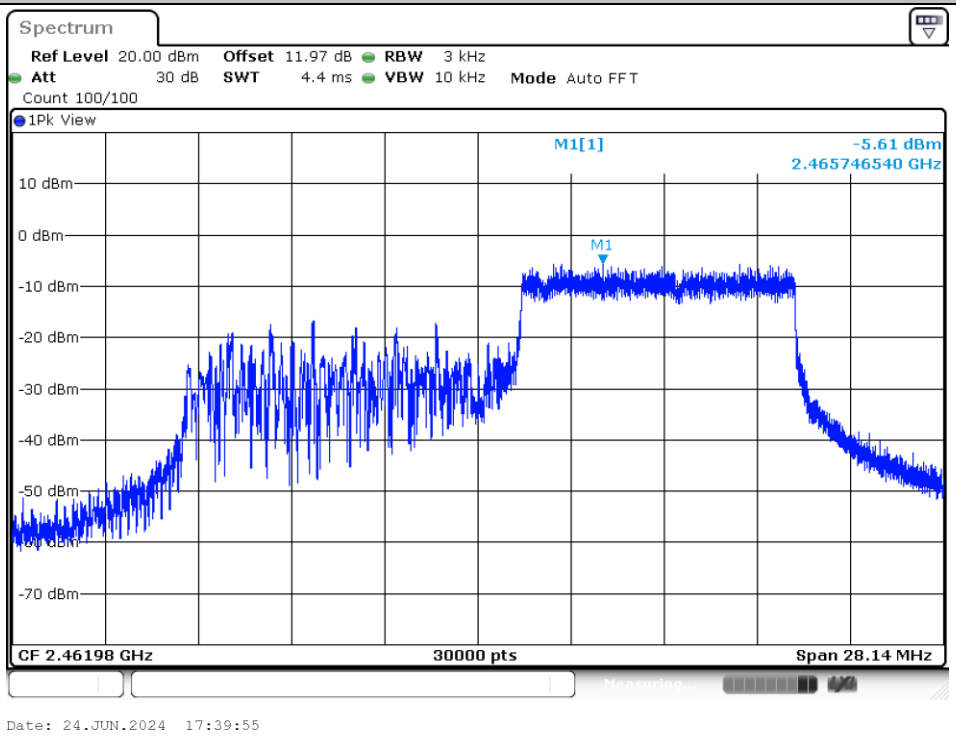

Appendix B. AC Conducted Emission Test Results

Test Engineer :	Yuki Tang	**Temperature :**	22~24℃
		Relative Humidity :	44~50%
Test Voltage :	120Vac / 60Hz	**Phase :**	Line
Remark :	All emissions not reported here are more than 10 dB below the prescribed limit.		

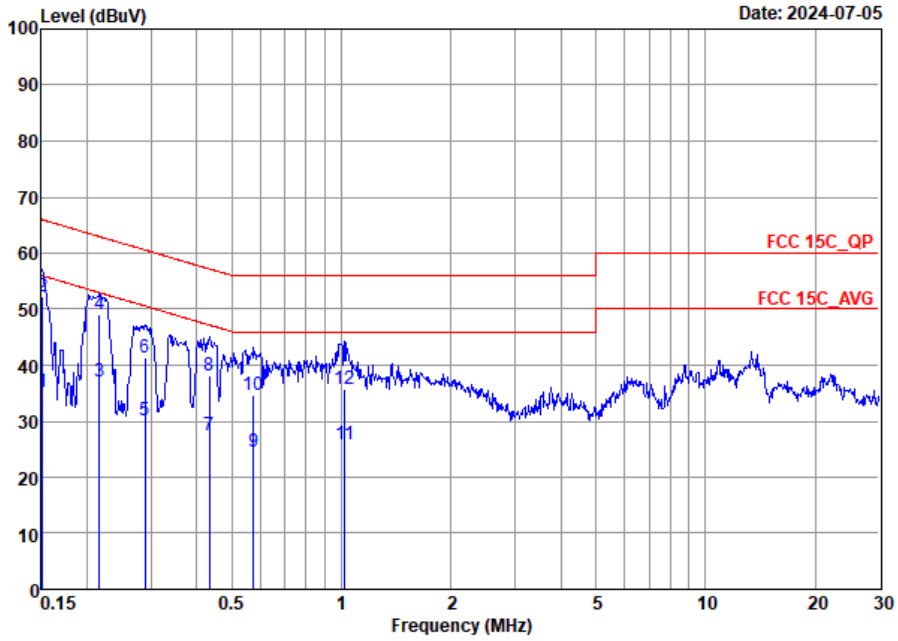

Site : CO01-SZ
Condition: FCC 15C QP AC LISN 100063 L LINE

		Freq	Level	Over Limit	Limit Line	Read Level	LISN Factor	Cable Loss	Remark
		MHz	dBuV	dB	dBuV	dBuV	dB	dB	
1		0.15	35.22	-20.74	55.96	14.71	10.38	10.13	Average
2	*	0.15	52.32	-13.64	65.96	31.81	10.38	10.13	QP
3		0.22	37.11	-15.85	52.96	16.60	10.36	10.15	Average
4		0.22	49.11	-13.85	62.96	28.60	10.36	10.15	QP
5		0.29	30.01	-20.53	50.54	9.80	10.06	10.15	Average
6		0.29	41.41	-19.13	60.54	21.20	10.06	10.15	QP
7		0.43	27.44	-19.76	47.20	6.90	10.38	10.16	Average
8		0.43	38.24	-18.96	57.20	17.70	10.38	10.16	QP
9		0.57	24.65	-21.35	46.00	4.30	10.19	10.16	Average
10		0.57	34.75	-21.25	56.00	14.40	10.19	10.16	QP
11		1.02	25.80	-20.20	46.00	5.40	10.24	10.16	Average
12		1.02	35.80	-20.20	56.00	15.40	10.24	10.16	QP

Test Engineer :	Yuki Tang	**Temperature :**	22~24℃
		Relative Humidity :	44~50%
Test Voltage :	120Vac / 60Hz	**Phase :**	Neutral
Remark :	All emissions not reported here are more than 10 dB below the prescribed limit.		

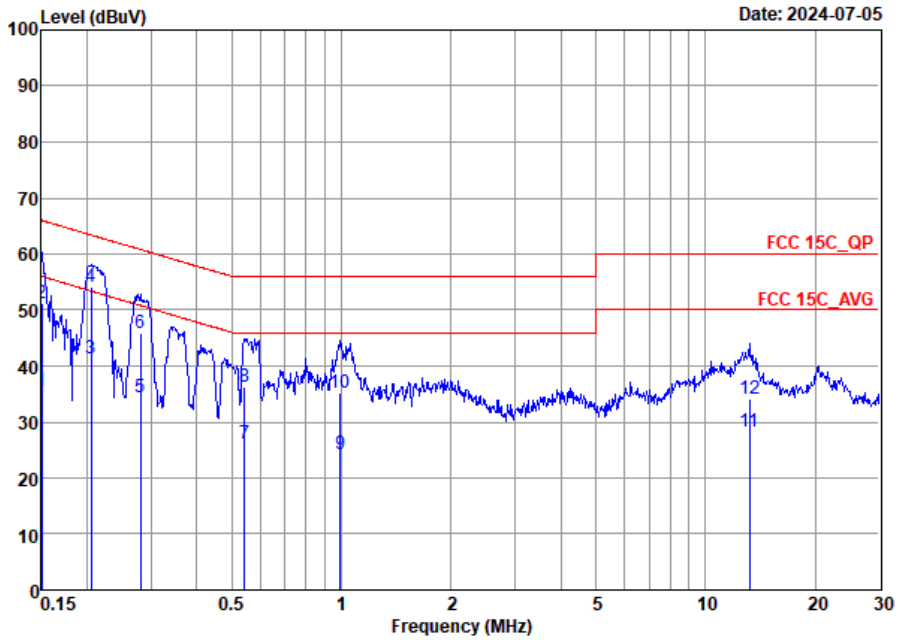

Site : CO01-SZ
Condition: FCC 15C_QP AC LISN 100063_N NEUTRAL

		Freq	Level	Over Limit	Limit Line	Read Level	LISN Factor	Cable Loss	Remark
		MHz	dBuV	dB	dBuV	dBuV	dB	dB	
1		0.15	35.56	-20.44	56.00	15.30	10.13	10.13	Average
2		0.15	51.26	-14.74	66.00	31.00	10.13	10.13	QP
3		0.21	41.41	-11.99	53.40	21.00	10.26	10.15	Average
4	*	0.21	54.01	-9.39	63.40	33.60	10.26	10.15	QP
5		0.28	34.51	-16.30	50.81	14.00	10.36	10.15	Average
6		0.28	45.91	-14.90	60.81	25.40	10.36	10.15	QP
7		0.54	26.20	-19.80	46.00	5.90	10.14	10.16	Average
8		0.54	36.40	-19.60	56.00	16.10	10.14	10.16	QP
9		0.99	24.29	-21.71	46.00	3.90	10.23	10.16	Average
10		0.99	35.29	-20.71	56.00	14.90	10.23	10.16	QP
11		13.20	28.19	-21.81	50.00	7.51	10.23	10.45	Average
12		13.20	34.09	-25.91	60.00	13.41	10.23	10.45	QP

Note:

1. Level(dBμV) = Read Level(dBμV) + LISN Factor(dB) + Cable Loss(dB)
2. Over Limit(dB) = Level(dBμV) – Limit Line(dBμV)

Appendix C. Radiated Spurious Emission Test Data

Test Engineer :	HuaCong Liang	Relative Humidity :	50%
		Temperature :	20-22℃

Radiated Spurious Emission Test Modes

Mode	Band (MHz)	Antenna	Modulation	Channel	Frequency	Data Rate	RU	Remark
Mode 11	2400-2483.5	10	802.11b	01	2412	1Mbps	-	-
Mode 12	2400-2483.5	10	802.11b	06	2437	1Mbps	-	-
Mode 13	2400-2483.5	10	802.11b	11	2462	1Mbps	-	-
Mode 14	2400-2483.5	10	802.11g	01	2412	6Mbps	-	-
Mode 15	2400-2483.5	10	802.11g	06	2437	6Mbps	-	-
Mode 16	2400-2483.5	10	802.11g	11	2462	6Mbps	-	-
Mode 17	2400-2483.5	10	802.11ax HE20	01	2412	MCS0	Full RU	-
Mode 18	2400-2483.5	10	802.11ax HE20	06	2437	MCS0	Full RU	-
Mode 19	2400-2483.5	10	802.11ax HE20	11	2462	MCS0	Full RU	-
Mode 20	2400-2483.5	10	802.11ax HE40	03	2412	MCS0	Full RU	-
Mode 21	2400-2483.5	10	802.11ax HE40	09	2452	MCS0	Full RU	-
Mode 22	2400-2483.5	10	802.11ax HE20	01	2412	MCS0	Partial RU26/0	-
Mode 23	2400-2483.5	10	802.11ax HE20	11	2462	MCS0	Partial RU26/8	-
Mode 24	2400-2483.5	10	802.11ax HE40	09	2452	MCS0	Full RU	LF
Mode 25	2400-2483.5	10	802.11ax HE40	06	2437	MCS0	Full RU	-
Mode 26	2400-2483.5	10	802.11ax HE20	10	2457	MCS0	Full RU	-
Mode 27	2400-2483.5	10	802.11ax HE40	08	2447	MCS0	Full RU	-
Mode 28	2400-2483.5	10	802.11ax HE40	07	2442	MCS0	Full RU	-
Mode 30	Co-TX	10	802.11ax HE40	09	2452	MCS0	-	-
		0	LTE Band13 Link	-	-	-	-	-

Summary of each worse mode

Mode	Modulation	Ch.	Freq. (MHz)	Level (dBuV/m)	Limit (dBuV/m)	Margin (dB)	Pol.	Peak Avg.	Result	Remark
11	802.11b	01	2389.56	38.49	54.00	-15.51	H	AVERAGE	Pass	Band Edge
11	802.11b	01	4824.00	47.89	54.00	-6.11	V	Average	Pass	Harmonic
12	802.11b	06	-	-	-	-	-	-	-	Band Edge
12	802.11b	06	4874.00	47.86	54.00	-6.14	V	Average	Pass	Harmonic
13	802.11b	11	2491.18	39.53	54.00	-14.47	V	AVERAGE	Pass	Band Edge
13	802.11b	11	4924.00	47.83	54.00	-6.17	V	Average	Pass	Harmonic
14	802.11g	01	2389.82	46.13	54.00	-7.87	V	AVERAGE	Pass	Band Edge
14	802.11g	01	4824.00	43.64	54.00	-10.36	V	Average	Pass	Harmonic
15	802.11g	06	-	-	-	-	-	-	-	Band Edge
15	802.11g	06	4874.00	42.97	54.00	-11.03	V	Average	Pass	Harmonic
16	802.11g	11	2483.55	48.40	54.00	-5.60	V	AVERAGE	Pass	Band Edge
16	802.11g	11	7386.00	47.99	74.00	-26.01	V	Peak	Pass	Harmonic
17	802.11ax HE20	01	2389.56	47.50	54.00	-6.50	V	AVERAGE	Pass	Band Edge
17	802.11ax HE20	01	4824.00	41.90	54.00	-12.10	V	Average	Pass	Harmonic
18	802.11ax HE20	06	2490.61	41.40	54.00	-12.60	V	AVERAGE	Pass	Band Edge
18	802.11ax HE20	06	4874.00	42.95	54.00	-11.05	V	Average	Pass	Harmonic
19	802.11ax HE20	11	2483.51	48.14	54.00	-5.86	V	AVERAGE	Pass	Band Edge
19	802.11ax HE20	11	7386.00	47.73	74.00	-26.27	V	Peak	Pass	Harmonic
20	802.11ax HE40	03	2389.86	48.13	54.00	-5.87	V	AVERAGE	Pass	Band Edge
20	802.11ax HE40	03	-	-	-	-	-	-	-	Harmonic
21	802.11ax HE40	09	2490.69	48.99	54.00	-5.01	V	AVERAGE	Pass	Band Edge
21	802.11ax HE40	09	7356.00	48.44	74.00	-25.56	V	Peak	Pass	Harmonic
22	802.11ax HE20	01	2387.09	45.11	54.00	-8.89	V	AVERAGE	Pass	Band Edge
12	802.11ax HE20	01	-	-	-	-	-	-	-	Harmonic
23	802.11ax HE20	11	2483.62	47.76	54.00	-6.24	V	AVERAGE	Pass	Band Edge
23	802.11ax HE20	11	-	-	-	-	-	-	-	Harmonic
24	802.11ax HE40	09	288.99	30.63	46	-15.37	H	Peak	Pass	LF
25	802.11ax HE40	06	2488.79	47.29	54.00	-6.71	V	AVERAGE	Pass	Band Edge
25	802.11ax HE40	06	-	-	-	-	-	-	-	Harmonic
26	802.11ax HE20	10	2483.62	48.74	54.00	-5.26	V	AVERAGE	Pass	Band Edge
26	802.11ax HE20	10	-	-	-	-	-	-	-	Harmonic
27	802.11ax HE40	08	2484.64	48.93	54.00	-5.07	V	AVERAGE	Pass	Band Edge
27	802.11ax HE40	08	-	-	-	-	-	-	-	Harmonic
28	802.11ax HE40	07	2484.12	48.42	54.00	-5.58	V	AVERAGE	Pass	Band Edge
28	802.11ax HE40	07	-	-	-	-	-	-	-	Harmonic
30	CO-TX	09	2489.97	47.76	54.00	-6.24	V	AVERAGE	Pass	Band Edge
		09	7356.00	46.86	74.00	-27.14	H	Peak	Pass	Harmonic

Mode	11	
	Band Edge	
	2400-2483.5_802.11b_CH01_2412MHz	
ANT	10	
Pol.	Horizontal	Fundamental
Peak	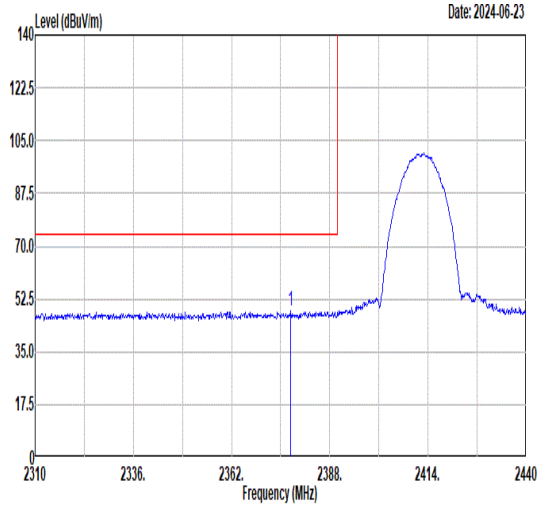 Freq Level Limit Line Margin (dB) Read Level Ant Factor Cable Loss Preamp Factor APos TPos Remark 1 2377.73 48.39 74.00 -25.61 40.51 32.23 7.73 32.08 400 165 PEAK	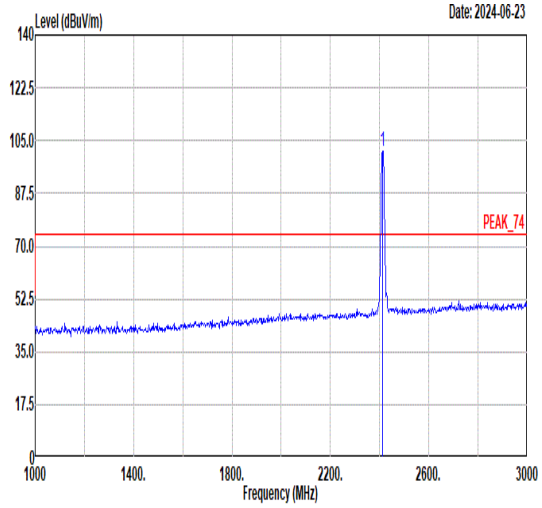 Freq Level Limit Line Margin (dB) Read Level Ant Factor Cable Loss Preamp Factor APos TPos Remark 1 2412.00 101.22 ------ ------ 93.18 32.31 7.81 32.08 400 165 PEAK
Avg	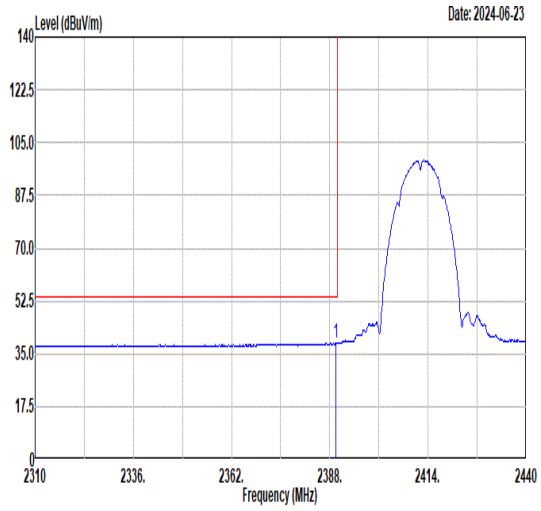 Freq Level Limit Line Margin (dB) Read Level Ant Factor Cable Loss Preamp Factor APos TPos Remark 1 2389.56 38.49 54.00 -15.51 30.55 32.26 7.76 32.08 400 165 AVERAGE	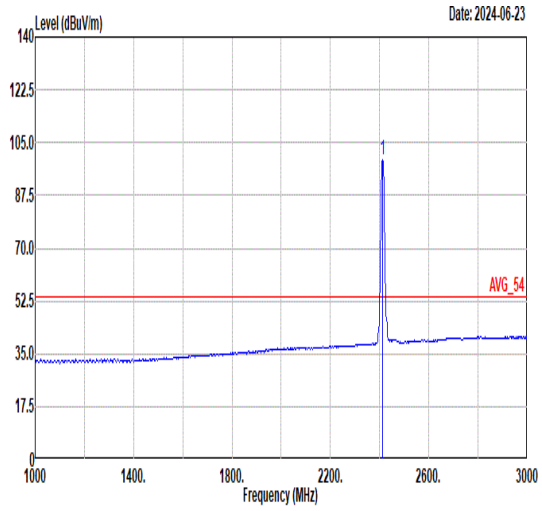 Freq Level Limit Line Margin (dB) Read Level Ant Factor Cable Loss Preamp Factor APos TPos Remark 1 2412.00 99.13 ------ ------ 91.09 32.31 7.81 32.08 400 165 AVERAGE

Mode	11	
	Band Edge	
	2400-2483.5_802.11b_CH01_2412MHz	
ANT	10	
Pol.	Vertical	Fundamental
Peak	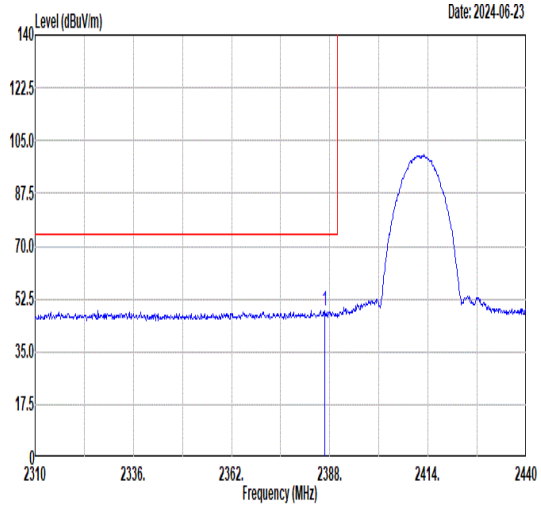 Freq Level Limit Line Margin (dB) Read Level Ant Factor Cable Loss Preamp Factor APos TPos Remark MHz dBuV/m dBuV/m dBuV dB/m dB dB cm deg 1 2386.57 48.73 74.00 -25.27 40.81 32.25 7.75 32.08 224 299 PEAK	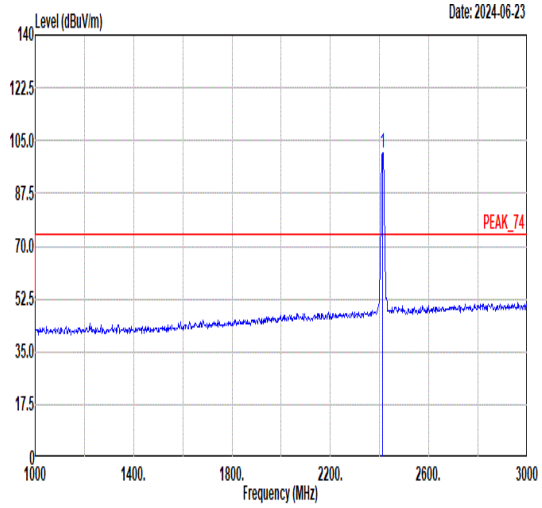 Freq Level Limit Line Margin (dB) Read Level Ant Factor Cable Loss Preamp Factor APos TPos Remark MHz dBuV/m dBuV/m dBuV dB/m dB dB cm deg 1 2412.00 100.94 ------ ------ 92.90 32.31 7.81 32.08 224 299 PEAK
Avg	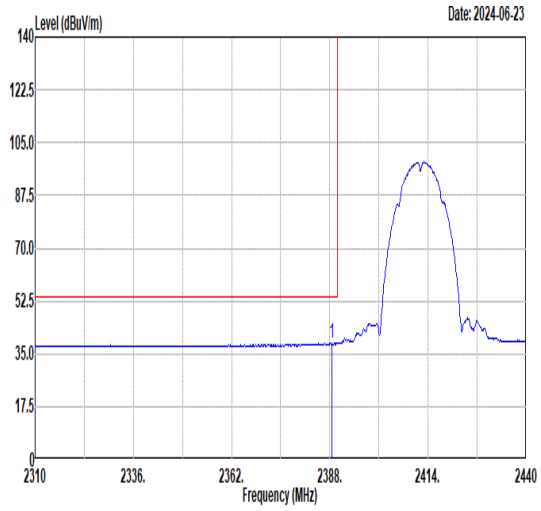 Freq Level Limit Line Margin (dB) Read Level Ant Factor Cable Loss Preamp Factor APos TPos Remark MHz dBuV/m dBuV/m dBuV dB/m dB dB cm deg 1 2388.65 38.47 54.00 -15.53 30.53 32.26 7.76 32.08 224 299 AVERAGE	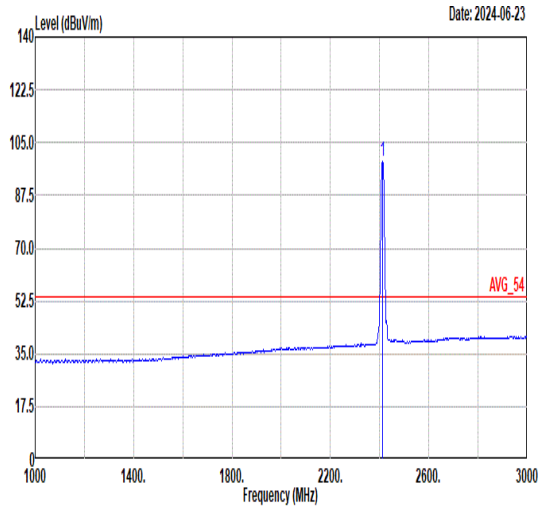 Freq Level Limit Line Margin (dB) Read Level Ant Factor Cable Loss Preamp Factor APos TPos Remark MHz dBuV/m dBuV/m dBuV dB/m dB dB cm deg 1 2412.00 98.53 ------ ------ 90.49 32.31 7.81 32.08 224 299 AVERAGE

Mode	11	
	Harmonic	
	2400-2483.5_802.11b_CH01_2412MHz	
ANT	10	
Pol.	Horizontal	Vertical
Peak Avg	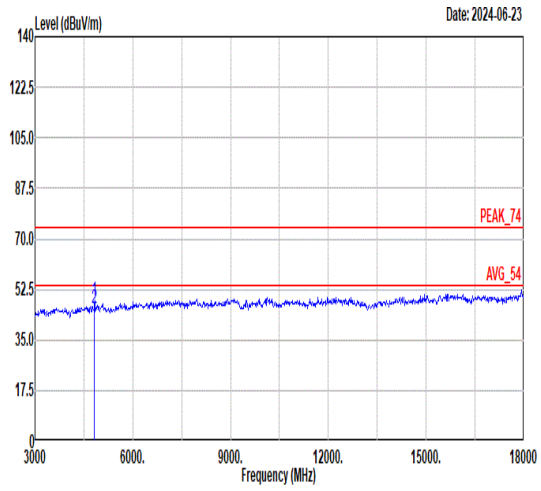 Freq Level Limit Line Margin Read Level Ant Factor Cable Loss Preamp Factor APos TPos Remark MHz dBuV/m dBuV/m dB dBuV dB/m dB dB cm deg 1 4824.00 48.66 74.00 -25.34 54.32 34.83 11.08 51.57 241 285 Peak 2 4824.00 45.95 54.00 -8.05 51.61 34.83 11.08 51.57 241 285 Average	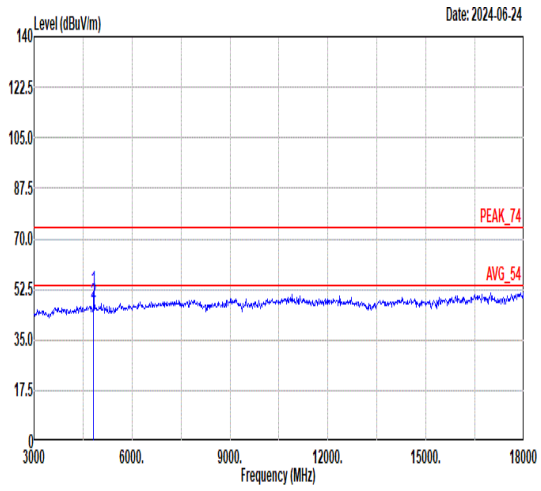 Freq Level Limit Line Margin Read Level Ant Factor Cable Loss Preamp Factor APos TPos Remark MHz dBuV/m dBuV/m dB dBuV dB/m dB dB cm deg 1 4824.00 52.20 74.00 -21.80 57.86 34.83 11.08 51.57 177 31 Peak 2 4824.00 47.89 54.00 -6.11 53.55 34.83 11.08 51.57 177 31 Average

Mode	12	
	Harmonic	
	2400-2483.5_802.11b_CH06_2437MHz	
ANT	10	
Pol.	Horizontal	Vertical
Peak Avg	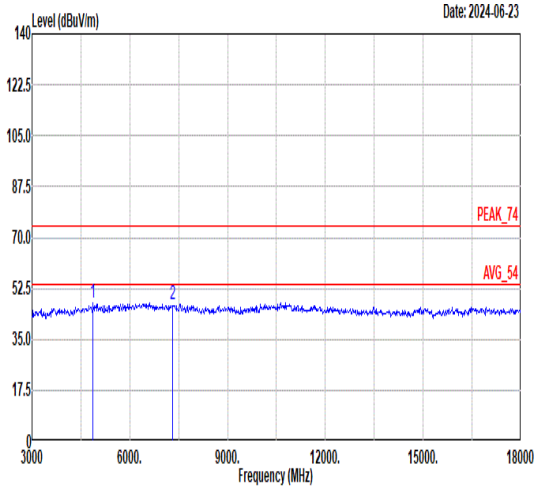 Freq Level Limit Line Margin Read Level Ant Factor Cable Loss Preamp Factor APos TPos Remark MHz dBuV/m dBuV/m dB dBuV dB/m dB dB cm deg 1 4874.00 47.70 74.00 -26.30 53.30 34.85 11.10 51.55 -- -- Peak 2 7311.00 47.04 74.00 -26.96 48.80 36.32 13.08 51.16 -- -- Peak	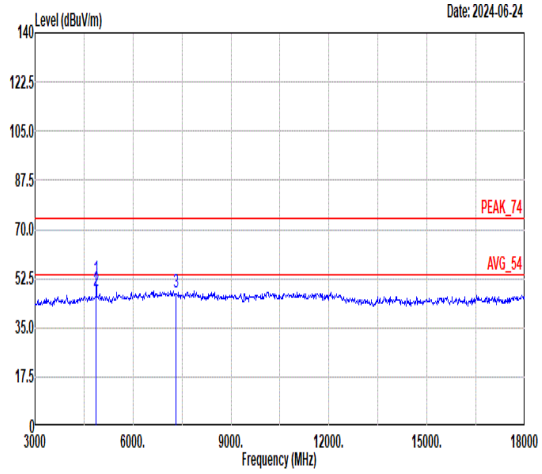 Freq Level Limit Line Margin Read Level Ant Factor Cable Loss Preamp Factor APos TPos Remark MHz dBuV/m dBuV/m dB dBuV dB/m dB dB cm deg 1 4874.00 52.26 74.00 -21.74 57.86 34.85 11.10 51.55 169 35 Peak 2 4874.00 47.86 54.00 -6.14 53.46 34.85 11.10 51.55 169 35 Average 3 7311.00 47.37 74.00 -26.63 49.13 36.32 13.08 51.16 -- -- Peak

Mode	13	
	Band Edge	
	2400-2483.5_802.11b_CH11_2462MHz	
ANT	10	
Pol.	Horizontal	Fundamental
Peak	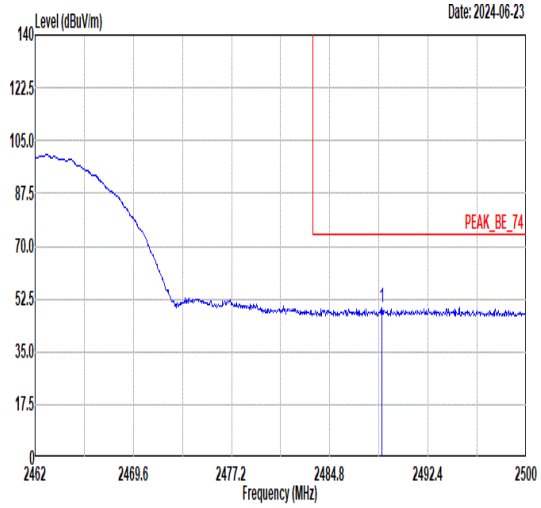 Freq Level Limit Line Margin (dB) Read Level Ant Factor Cable Loss Preamp Factor APos TPos Remark 1 2488.83 49.83 74.00 -24.17 41.57 32.48 7.88 32.10 383 164 PEAK	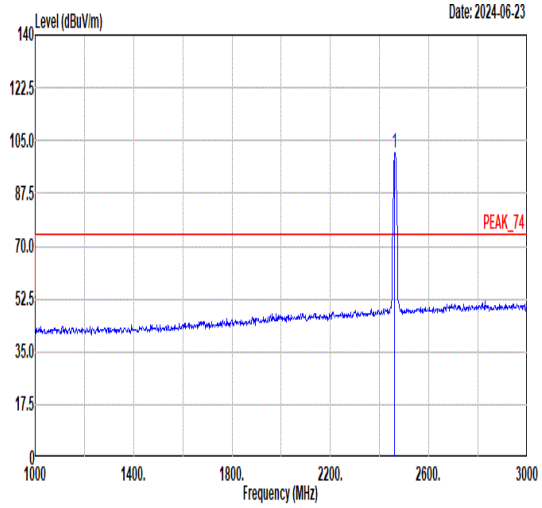 Freq Level Limit Line Margin (dB) Read Level Ant Factor Cable Loss Preamp Factor APos TPos Remark 1 2462.00 100.72 ------ ------ 92.53 32.42 7.86 32.09 383 164 PEAK
Avg	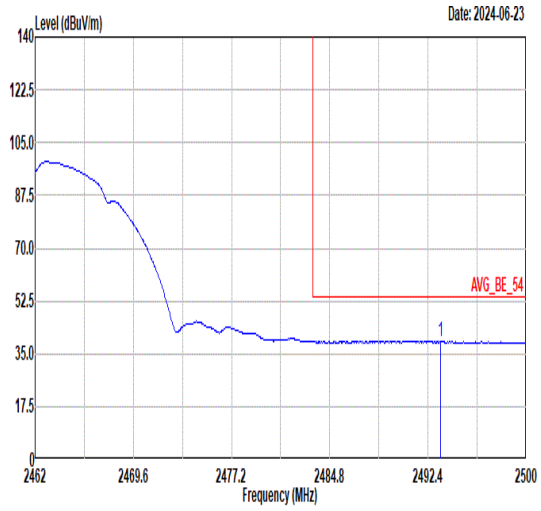 Freq Level Limit Line Margin (dB) Read Level Ant Factor Cable Loss Preamp Factor APos TPos Remark 1 2493.39 39.21 54.00 -14.79 30.93 32.49 7.89 32.10 383 164 AVERAGE	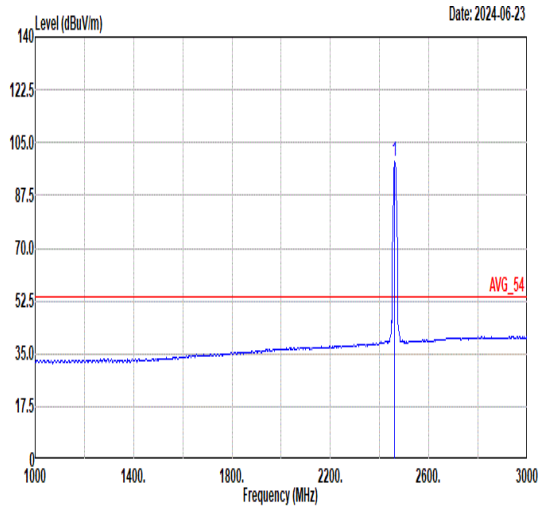 Freq Level Limit Line Margin (dB) Read Level Ant Factor Cable Loss Preamp Factor APos TPos Remark 1 2462.00 98.55 ------ ------ 90.36 32.42 7.86 32.09 383 164 AVERAGE

Mode	13	
	Band Edge	
	2400-2483.5_802.11b_CH11_2462MHz	
ANT	10	
Pol.	Vertical	Fundamental
Peak	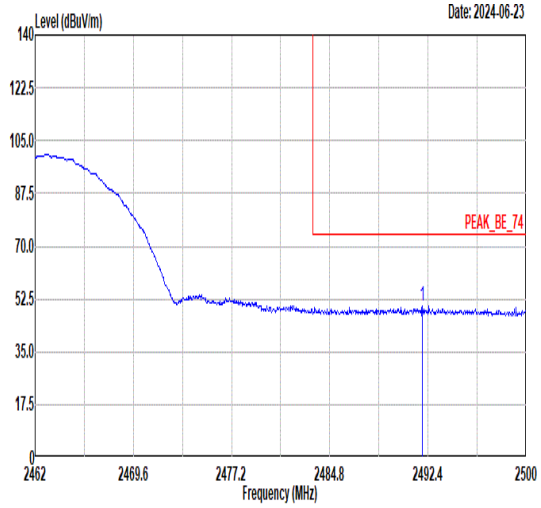 Freq Level Limit Line Margin (dB) Read Level Ant Factor Cable Loss Preamp Factor APos TPos Remark MHz dBuV/m dBuV/m dBuV dB/m dB dB cm deg 1 2491.94 50.20 74.00 -23.80 41.93 32.48 7.89 32.10 215 279 PEAK	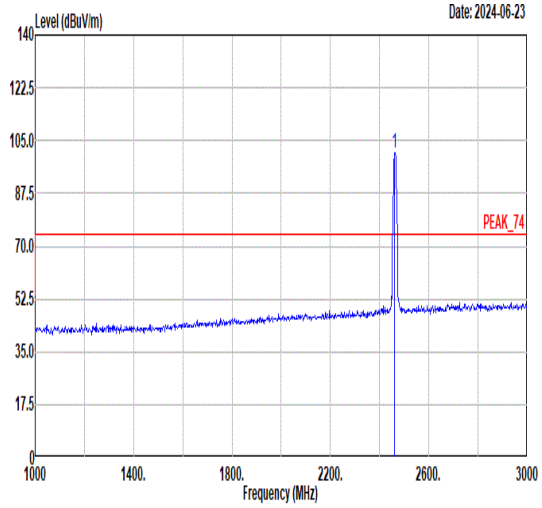 Freq Level Limit Line Margin (dB) Read Level Ant Factor Cable Loss Preamp Factor APos TPos Remark MHz dBuV/m dBuV/m dBuV dB/m dB dB cm deg 1 2462.00 101.12 ------ ------ 92.93 32.42 7.86 32.09 215 279 PEAK
Avg	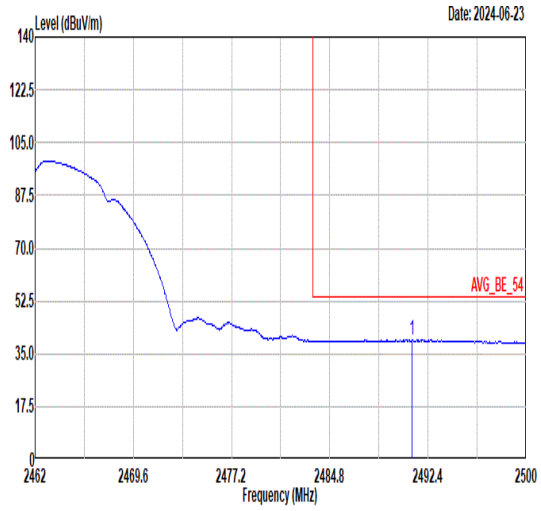 Freq Level Limit Line Margin (dB) Read Level Ant Factor Cable Loss Preamp Factor APos TPos Remark MHz dBuV/m dBuV/m dBuV dB/m dB dB cm deg 1 2491.18 39.53 54.00 -14.47 31.27 32.48 7.88 32.10 215 279 AVERAGE	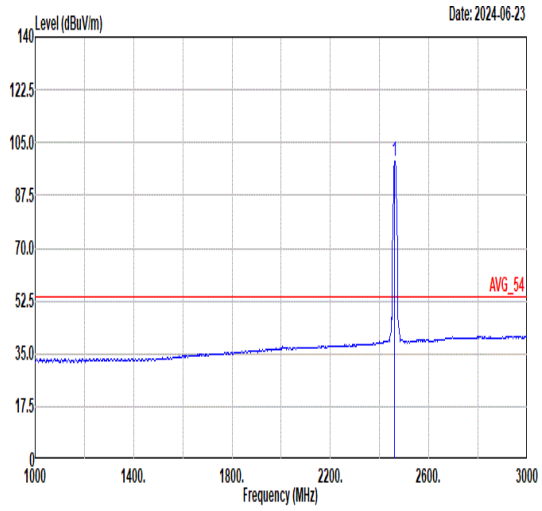 Freq Level Limit Line Margin (dB) Read Level Ant Factor Cable Loss Preamp Factor APos TPos Remark MHz dBuV/m dBuV/m dBuV dB/m dB dB cm deg 1 2462.00 98.83 ------ ------ 90.64 32.42 7.86 32.09 215 279 AVERAGE

Mode	13	
	Harmonic	
	2400-2483.5_802.11b_CH11_2462MHz	
ANT	10	
Pol.	Horizontal	Vertical
Peak Avg	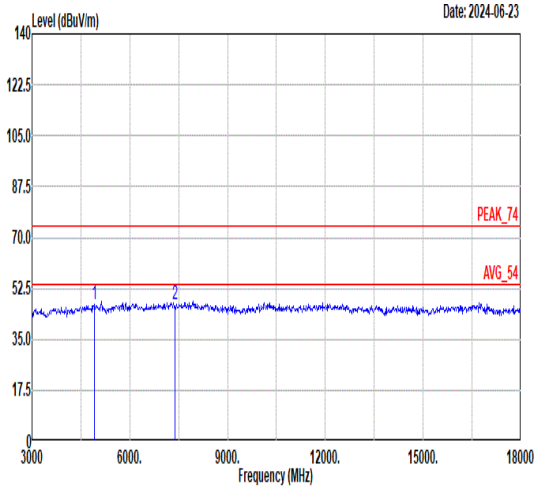 Freq Level Limit Line Margin Read Level Ant Factor Cable Loss Preamp Factor APos TPos Remark MHz dBuV/m dBuV/m dB dBuV dB/m dB dB cm deg 1 4924.00 47.07 74.00 -26.93 52.61 34.87 11.12 51.53 -- -- Peak 2 7386.00 47.06 74.00 -26.94 48.76 36.35 13.13 51.18 -- -- Peak	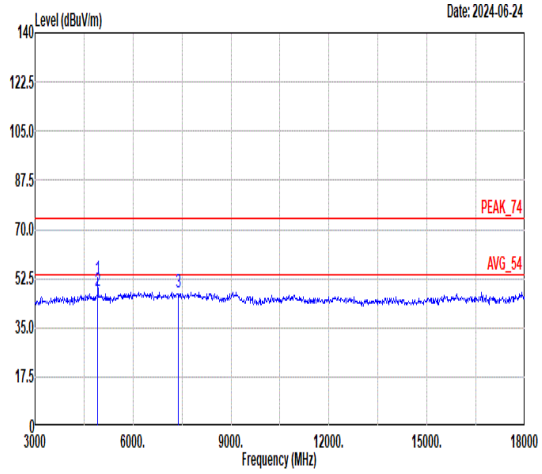 Freq Level Limit Line Margin Read Level Ant Factor Cable Loss Preamp Factor APos TPos Remark MHz dBuV/m dBuV/m dB dBuV dB/m dB dB cm deg 1 4924.00 52.21 74.00 -21.79 57.75 34.87 11.12 51.53 165 32 Peak 2 4924.00 47.83 54.00 -6.17 53.37 34.87 11.12 51.53 165 32 Average 3 7386.00 47.64 74.00 -26.36 49.34 36.35 13.13 51.18 -- -- Peak

Mode	14	
	Band Edge	
	2400-2483.5_802.11g_CH01_2412MHz	
ANT	10	
Pol.	Horizontal	Fundamental
Peak	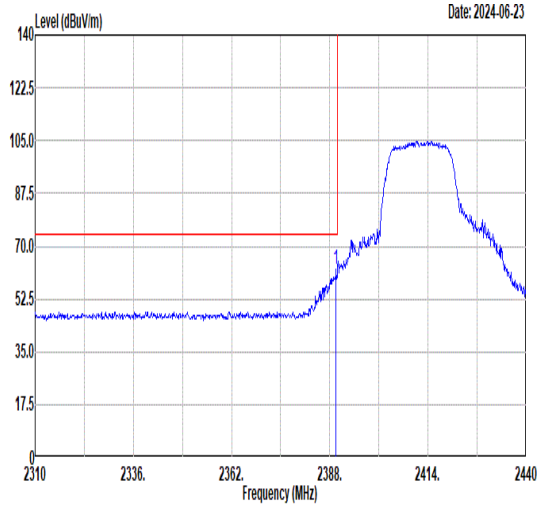 Freq Level Limit Line Margin (dB) Read Level Ant Factor Cable Loss Preamp Factor APos TPos Remark 1 2389.69 62.30 74.00 -11.70 54.36 32.26 7.76 32.08 361 167 PEAK	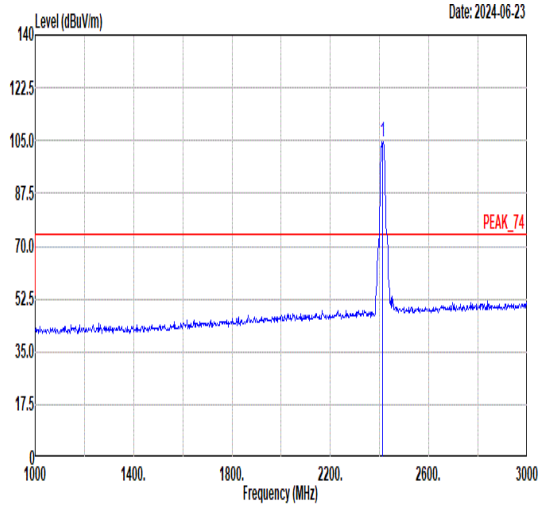 Freq Level Limit Line Margin (dB) Read Level Ant Factor Cable Loss Preamp Factor APos TPos Remark 1 2412.00 104.48 ------ ------ 96.45 32.30 7.81 32.08 361 167 PEAK
Avg	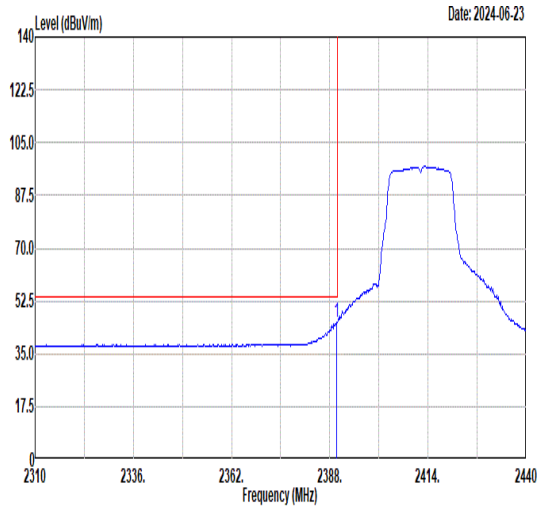 Freq Level Limit Line Margin (dB) Read Level Ant Factor Cable Loss Preamp Factor APos TPos Remark 1 2389.82 45.26 54.00 -8.74 37.32 32.26 7.76 32.08 361 167 AVERAGE	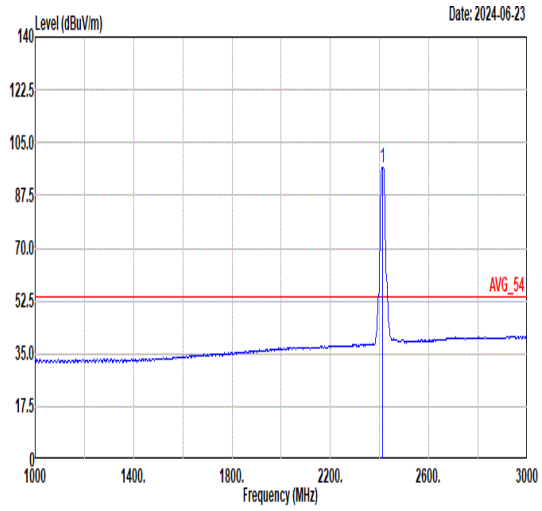 Freq Level Limit Line Margin (dB) Read Level Ant Factor Cable Loss Preamp Factor APos TPos Remark 1 2412.00 96.85 ------ ------ 88.81 32.31 7.81 32.08 361 167 AVERAGE

Mode	14	
	Band Edge	
	2400-2483.5_802.11g_CH01_2412MHz	
ANT	10	
Pol.	Vertical	Fundamental
Peak	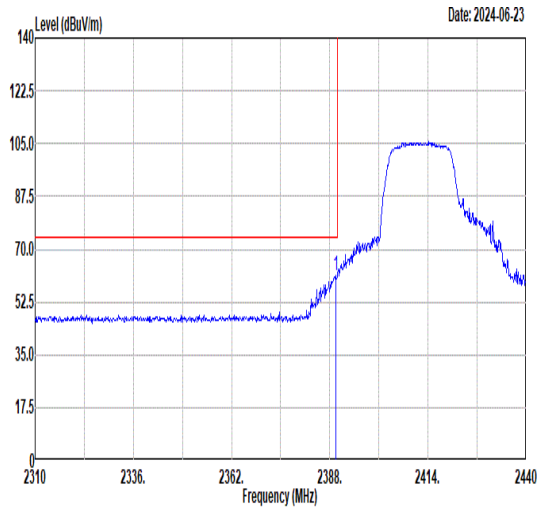 Freq Level Limit Line Margin (dB) Read Level Ant Factor Cable Loss Preamp Factor APos TPos Remark 1 2389.56 61.54 74.00 -12.46 53.60 32.26 7.76 32.08 194 279 PEAK	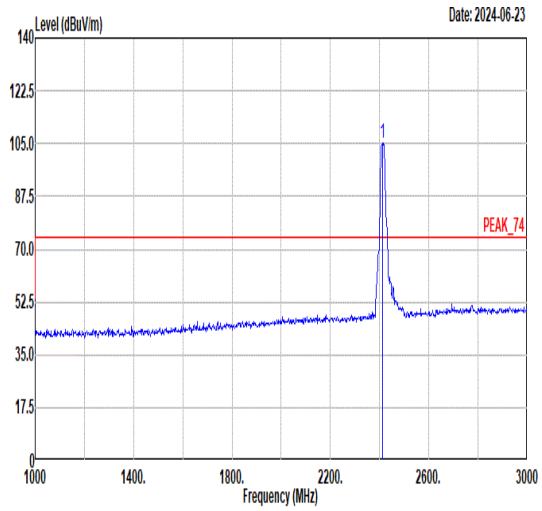 Freq Level Limit Line Margin (dB) Read Level Ant Factor Cable Loss Preamp Factor APos TPos Remark 1 2412.00 105.30 ------ ------ 97.26 32.31 7.81 32.08 194 279 PEAK
Avg	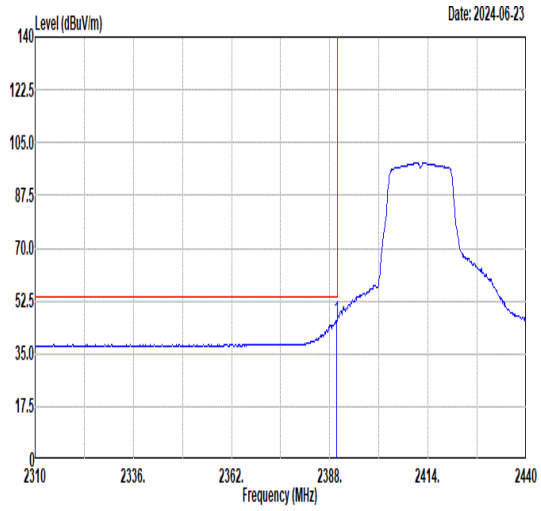 Freq Level Limit Line Margin (dB) Read Level Ant Factor Cable Loss Preamp Factor APos TPos Remark 1 2389.82 46.13 54.00 -7.87 38.19 32.26 7.76 32.08 194 279 AVERAGE	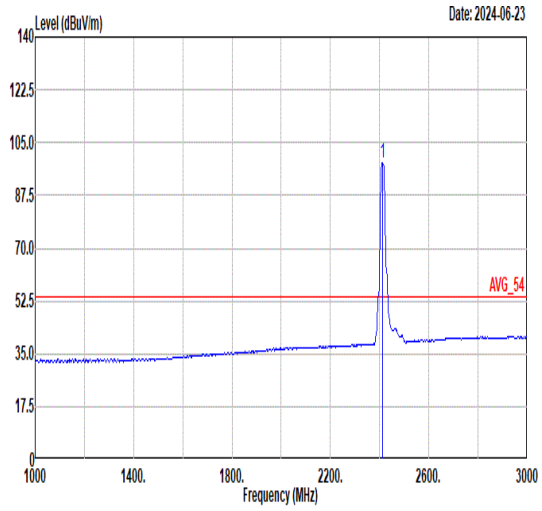 Freq Level Limit Line Margin (dB) Read Level Ant Factor Cable Loss Preamp Factor APos TPos Remark 1 2412.00 98.02 ------ ------ 89.98 32.31 7.81 32.08 194 279 AVERAGE

Mode	14	
	Harmonic	
	2400-2483.5_802.11g_CH01_2412MHz	
ANT	10	
Pol.	Horizontal	Vertical
Peak Avg	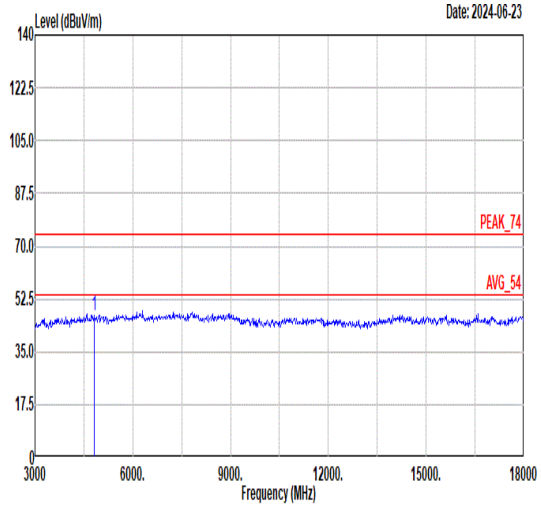 Freq Level Limit Line Margin Read Level Ant Factor Cable Loss Preamp Factor APos TPos Remark MHz dBuV/m dBuV/m dB dBuV dB/m dB dB cm deg 1 4824.00 47.09 74.00 -26.91 52.75 34.83 11.08 51.57 -- -- Peak	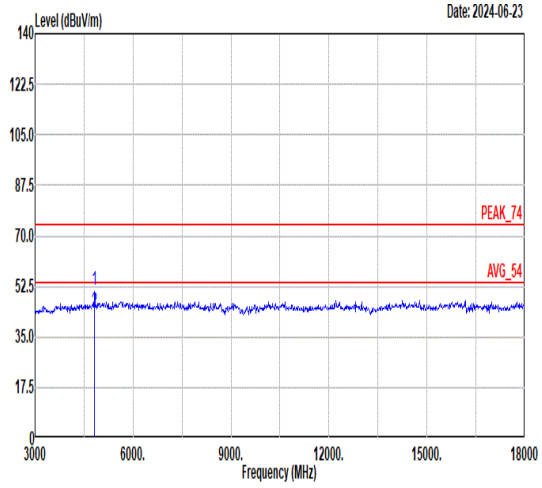 Freq Level Limit Line Margin Read Level Ant Factor Cable Loss Preamp Factor APos TPos Remark MHz dBuV/m dBuV/m dB dBuV dB/m dB dB cm deg 1 4824.00 51.06 74.00 -22.94 56.72 34.83 11.08 51.57 342 18 Peak 2 4824.00 43.64 54.00 -10.36 49.30 34.83 11.08 51.57 342 18 Average

Mode	15	
	Harmonic	
	2400-2483.5_802.11g_CH06_2437MHz	
ANT	10	
Pol.	Horizontal	Vertical
Peak Avg	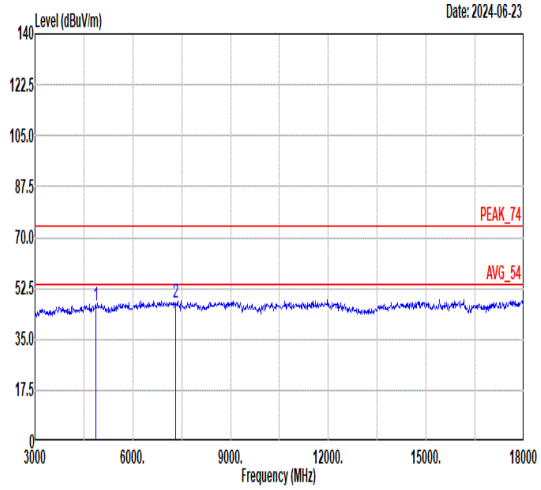 Freq Level Limit Line Margin Read Level Ant Factor Cable Loss Preamp Factor APos TPos Remark MHz dBuV/m dBuV/m dB dBuV dB/m dB dB cm deg 1 4874.00 46.52 74.00 -27.48 52.12 34.85 11.10 51.55 -- -- Peak 2 7311.00 47.37 74.00 -26.63 49.13 36.32 13.08 51.16 -- -- Peak	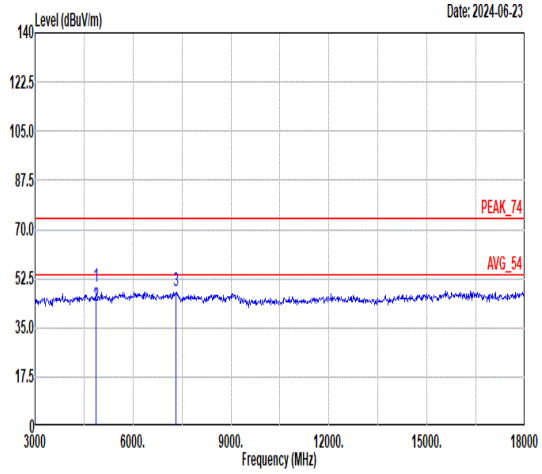 Freq Level Limit Line Margin Read Level Ant Factor Cable Loss Preamp Factor APos TPos Remark MHz dBuV/m dBuV/m dB dBuV dB/m dB dB cm deg 1 4874.00 49.76 74.00 -24.24 55.36 34.85 11.10 51.55 326 289 Peak 2 4874.00 42.97 54.00 -11.03 48.57 34.85 11.10 51.55 326 289 Average 3 7311.00 47.91 74.00 -26.09 49.67 36.32 13.08 51.16 -- -- Peak

Mode	16	
	Band Edge	
	2400-2483.5_802.11g_CH11_2462MHz	
ANT	10	
Pol.	Horizontal	Fundamental
Peak	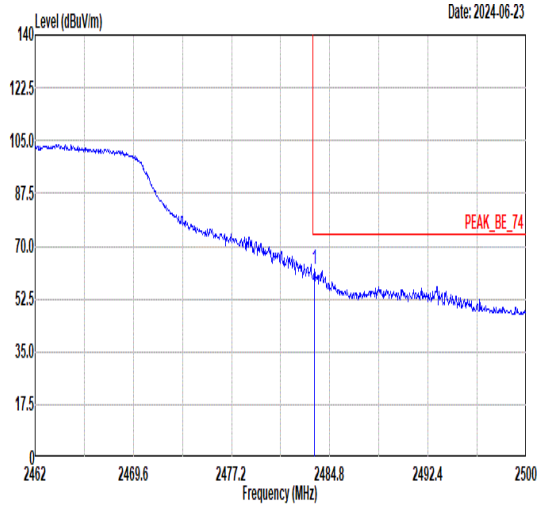 Freq Level Limit Line Margin (dB) Read Level Ant Factor Cable Loss Preamp Factor APos TPos Remark MHz dBuV/m dBuV/m dBuV dB/m dB dB cm deg 1 2483.58 62.42 74.00 -11.58 54.18 32.46 7.88 32.10 383 164 PEAK	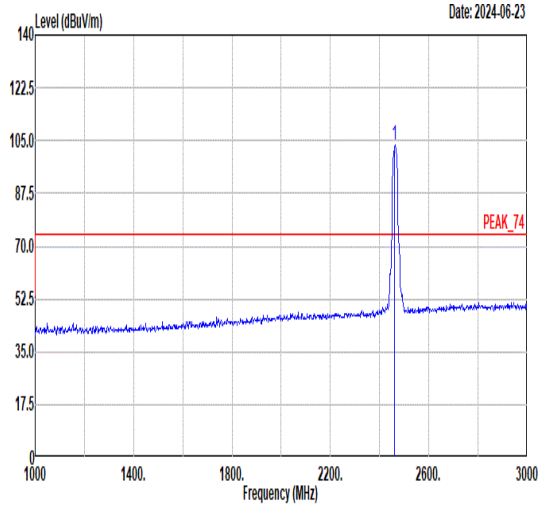 Freq Level Limit Line Margin (dB) Read Level Ant Factor Cable Loss Preamp Factor APos TPos Remark MHz dBuV/m dBuV/m dBuV dB/m dB dB cm deg 1 2462.00 103.42 ------ ------ 95.23 32.42 7.86 32.09 383 164 PEAK
Avg	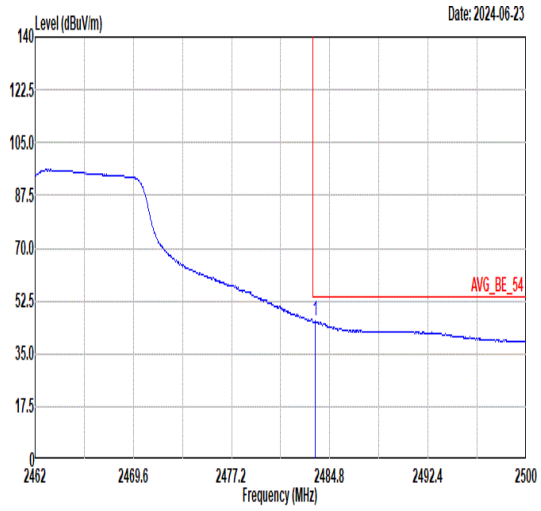 Freq Level Limit Line Margin (dB) Read Level Ant Factor Cable Loss Preamp Factor APos TPos Remark MHz dBuV/m dBuV/m dBuV dB/m dB dB cm deg 1 2483.66 45.92 54.00 -8.08 37.68 32.46 7.88 32.10 383 164 AVERAGE	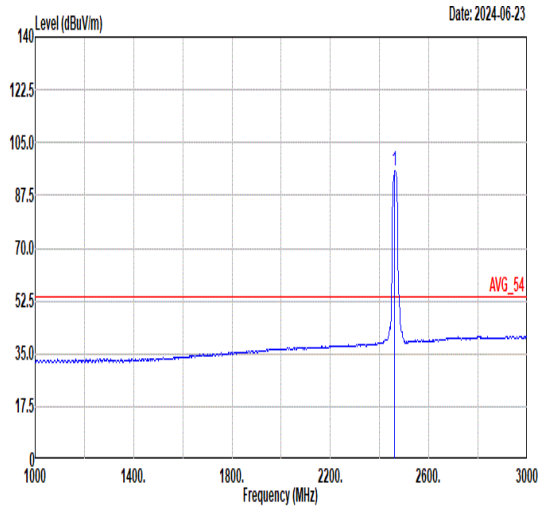 Freq Level Limit Line Margin (dB) Read Level Ant Factor Cable Loss Preamp Factor APos TPos Remark MHz dBuV/m dBuV/m dBuV dB/m dB dB cm deg 1 2462.00 95.60 ------ ------ 87.41 32.42 7.86 32.09 383 164 AVERAGE

Mode	16	
	Band Edge	
	2400-2483.5_802.11g_CH11_2462MHz	
ANT	10	
Pol.	Vertical	Fundamental
Peak	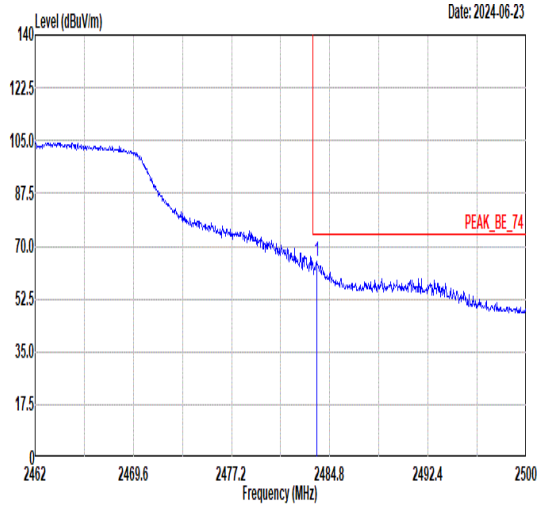 Freq Level Limit Line Margin (dB) Read Level Ant Factor Cable Loss Preamp Factor APos TPos Remark 1 2483.77 64.80 74.00 -9.20 56.56 32.46 7.88 32.10 213 278 PEAK	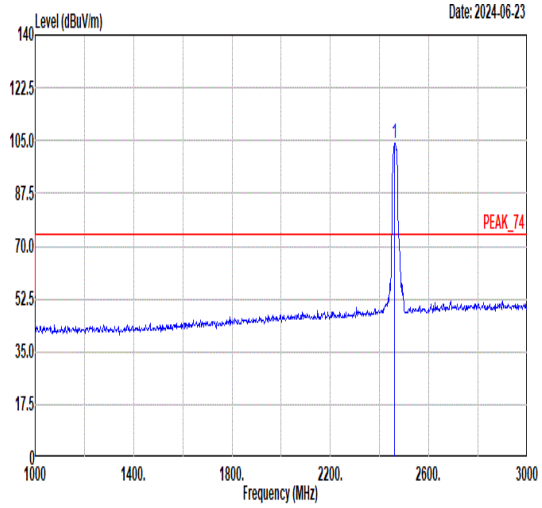 Freq Level Limit Line Margin (dB) Read Level Ant Factor Cable Loss Preamp Factor APos TPos Remark 1 2462.00 104.28 ------ ------ 96.09 32.42 7.86 32.09 213 278 PEAK
Avg	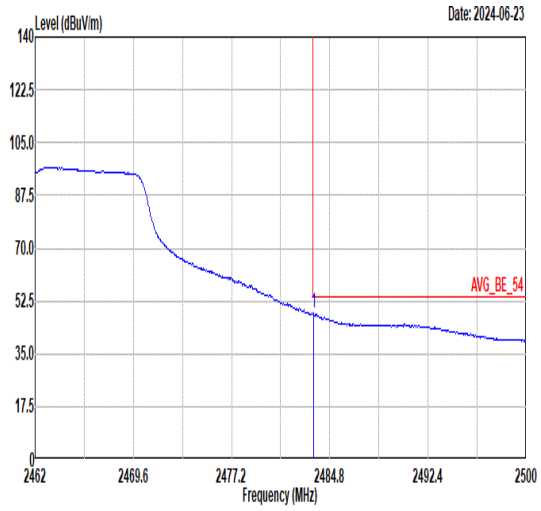 Freq Level Limit Line Margin (dB) Read Level Ant Factor Cable Loss Preamp Factor APos TPos Remark 1 2483.55 48.40 54.00 -5.60 40.16 32.46 7.88 32.10 213 278 AVERAGE	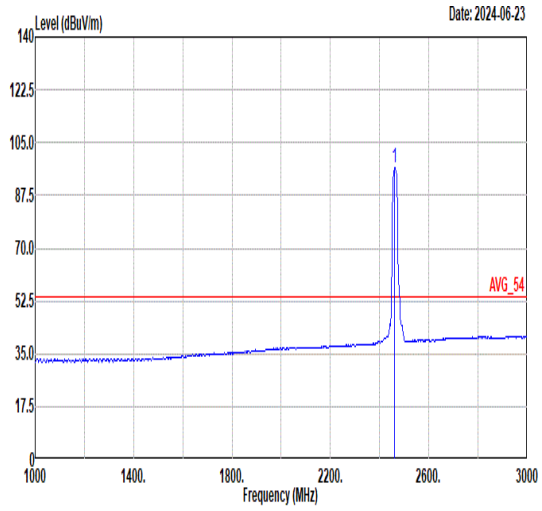 Freq Level Limit Line Margin (dB) Read Level Ant Factor Cable Loss Preamp Factor APos TPos Remark 1 2462.00 96.54 ------ ------ 88.35 32.42 7.86 32.09 213 278 AVERAGE

Mode	16	
	Harmonic	
	2400-2483.5_802.11g_CH11_2462MHz	
ANT	10	
Pol.	Horizontal	Vertical
Peak Avg	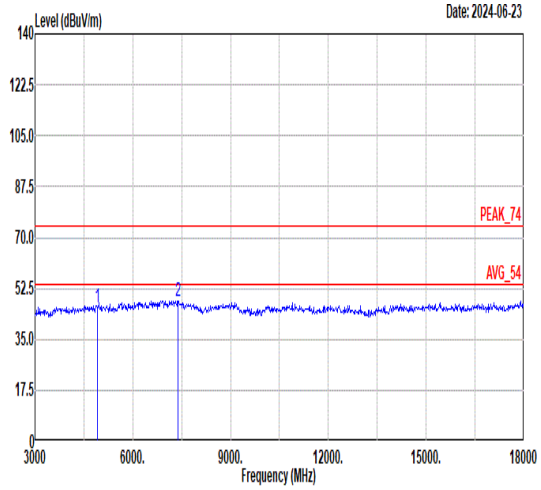 Freq Level Limit Line Margin Read Level Ant Factor Cable Loss Preamp Factor APos TPos Remark MHz dBuV/m dBuV/m dB dBuV dB/m dB dB cm deg 1 4924.00 46.17 74.00 -27.83 51.71 34.87 11.12 51.53 -- -- Peak 2 7386.00 47.82 74.00 -26.18 49.52 36.35 13.13 51.18 -- -- Peak	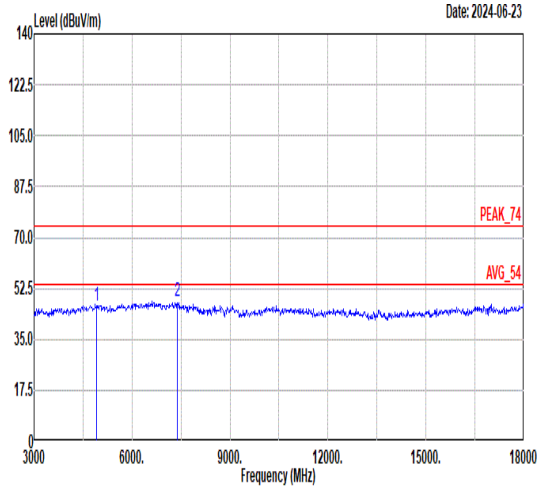 Freq Level Limit Line Margin Read Level Ant Factor Cable Loss Preamp Factor APos TPos Remark MHz dBuV/m dBuV/m dB dBuV dB/m dB dB cm deg 1 4924.00 46.38 74.00 -27.62 51.92 34.87 11.12 51.53 -- -- Peak 2 7386.00 47.99 74.00 -26.01 49.69 36.35 13.13 51.18 -- -- Peak

Mode	17	
	Band Edge	
	2400-2483.5_802.11ax HE20_CH01_2412MHz	
ANT	10	
Pol.	Horizontal	Fundamental
Peak	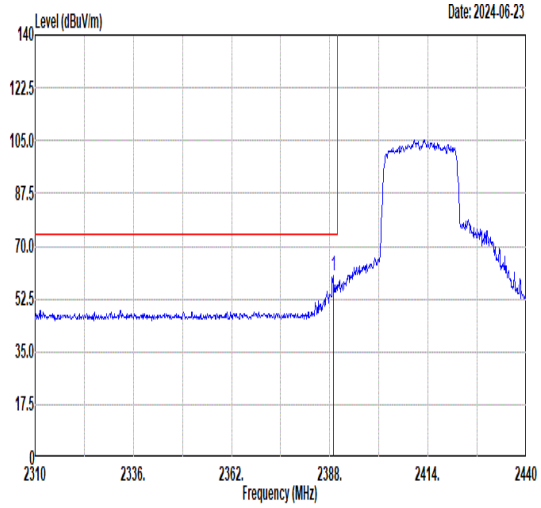 Freq Level Limit Line Margin Read Level Ant Factor Cable Loss Preamp Factor APos TPos Remark MHz dBuV/m dBuV/m dB dBuV dB/m dB dB cm deg 1 2388.91 60.30 74.00 -13.70 52.36 32.26 7.76 32.08 400 159 PEAK	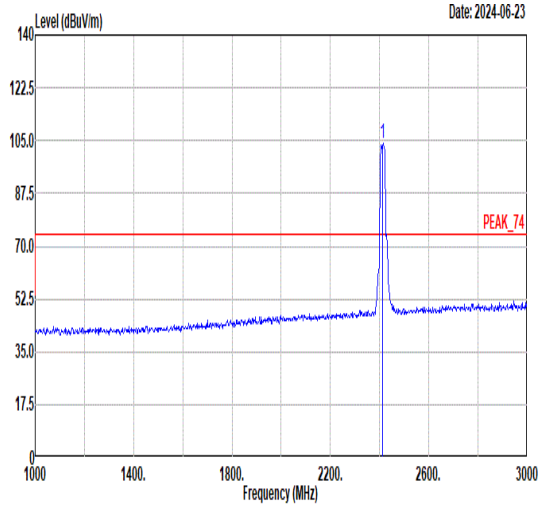 Freq Level Limit Line Margin Read Level Ant Factor Cable Loss Preamp Factor APos TPos Remark MHz dBuV/m dBuV/m dB dBuV dB/m dB dB cm deg 1 2412.00 104.30 ------ ------ 96.26 32.31 7.81 32.08 400 159 PEAK
Avg	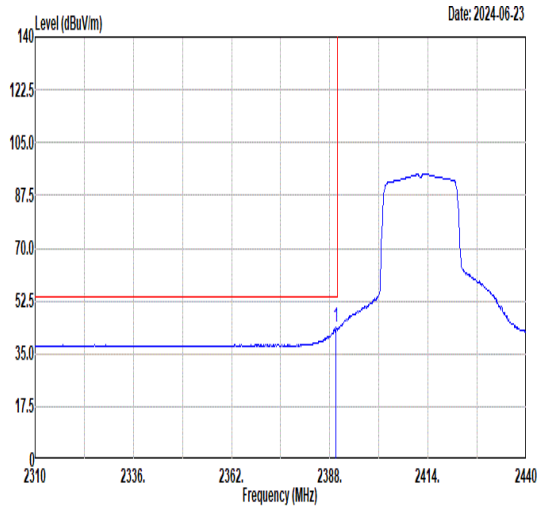 Freq Level Limit Line Margin Read Level Ant Factor Cable Loss Preamp Factor APos TPos Remark MHz dBuV/m dBuV/m dB dBuV dB/m dB dB cm deg 1 2389.69 43.76 54.00 -10.24 35.82 32.26 7.76 32.08 400 159 AVERAGE	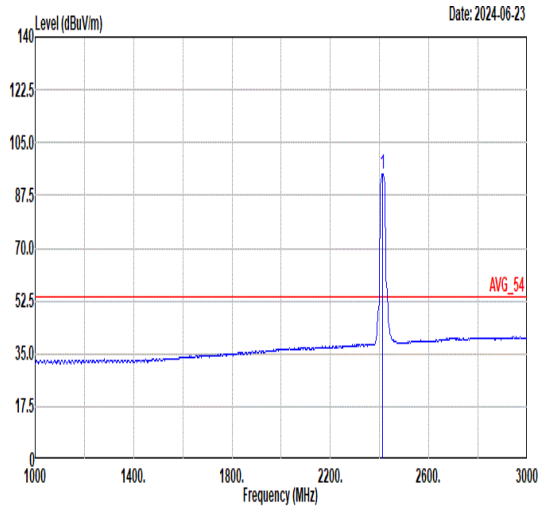 Freq Level Limit Line Margin Read Level Ant Factor Cable Loss Preamp Factor APos TPos Remark MHz dBuV/m dBuV/m dB dBuV dB/m dB dB cm deg 1 2412.00 94.60 ------ ------ 86.56 32.31 7.81 32.08 400 159 AVERAGE

Mode	17	
	Band Edge	
	2400-2483.5_802.11ax HE20_CH01_2412MHz	
ANT	10	
Pol.	Vertical	Fundamental
Peak	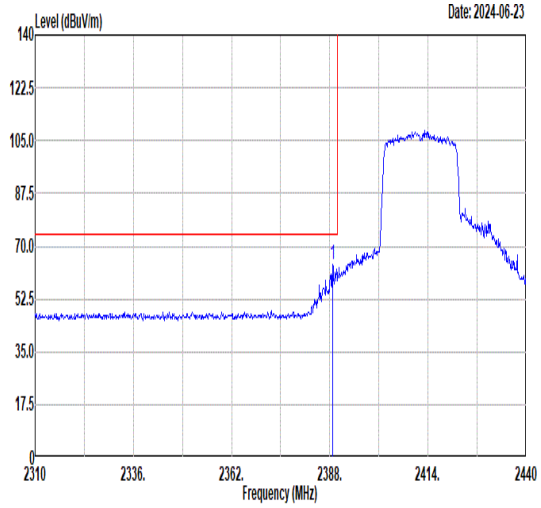 Freq Level Limit Line Margin Read Level Ant Factor Cable Loss Preamp Factor APos TPos Remark MHz dBuV/m dBuV/m dB dBuV dB/m dB dB cm deg 1 2388.78 63.84 74.00 -10.16 55.90 32.26 7.76 32.08 222 299 PEAK	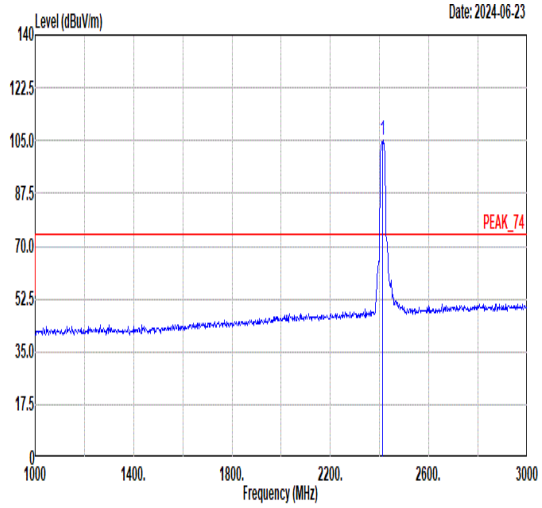 Freq Level Limit Line Margin Read Level Ant Factor Cable Loss Preamp Factor APos TPos Remark MHz dBuV/m dBuV/m dB dBuV dB/m dB dB cm deg 1 2412.00 105.38 ------ ------ 97.34 32.31 7.81 32.08 222 299 PEAK
Avg	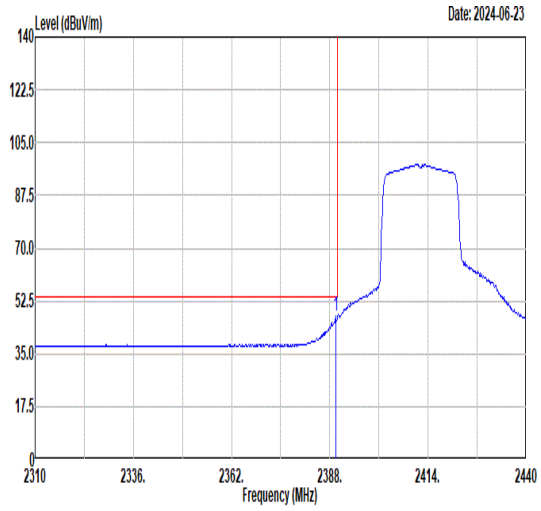 Freq Level Limit Line Margin Read Level Ant Factor Cable Loss Preamp Factor APos TPos Remark MHz dBuV/m dBuV/m dB dBuV dB/m dB dB cm deg 1 2389.56 47.50 54.00 -6.50 39.56 32.26 7.76 32.08 222 299 AVERAGE	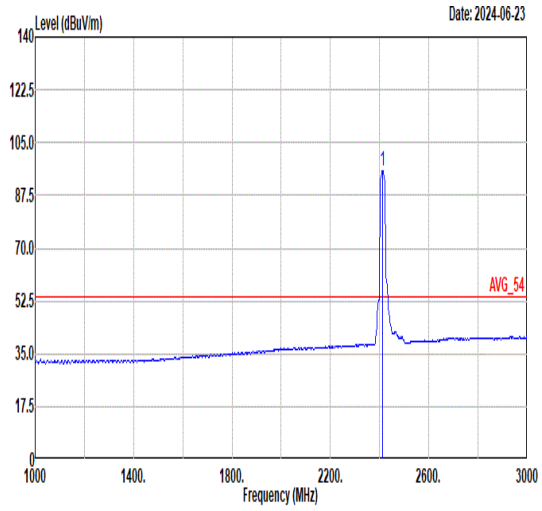 Freq Level Limit Line Margin Read Level Ant Factor Cable Loss Preamp Factor APos TPos Remark MHz dBuV/m dBuV/m dB dBuV dB/m dB dB cm deg 1 2412.00 95.59 ------ ------ 87.55 32.31 7.81 32.08 222 299 AVERAGE

Mode	17	
	Harmonic	
	2400-2483.5_802.11ax HE20_CH01_2412MHz	
ANT	10	
Pol.	Horizontal	Vertical
Peak Avg	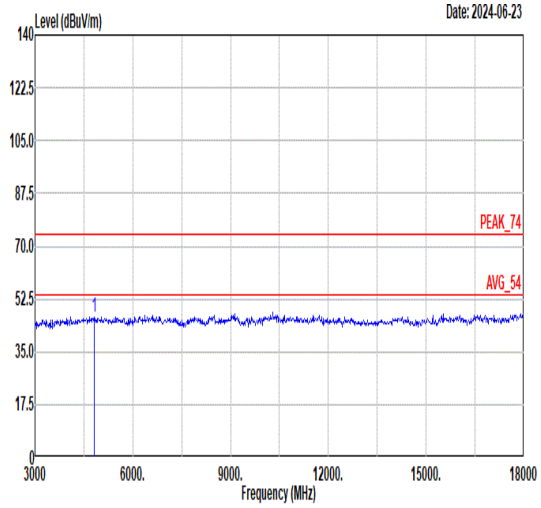 Freq Level Limit Line Margin Read Level Ant Factor Cable Loss Preamp Factor APos TPos Remark MHz dBuV/m dBuV/m dB dBuV dB/m dB dB cm deg 1 4824.00 46.63 74.00 -27.37 52.29 34.83 11.08 51.57 -- -- Peak	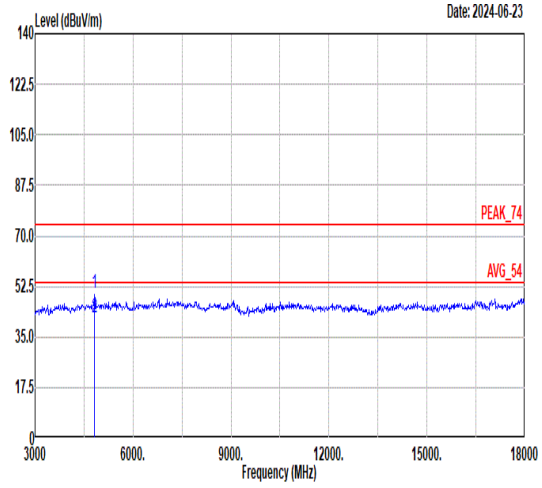 Freq Level Limit Line Margin Read Level Ant Factor Cable Loss Preamp Factor APos TPos Remark MHz dBuV/m dBuV/m dB dBuV dB/m dB dB cm deg 1 4824.00 50.23 74.00 -23.77 55.89 34.83 11.08 51.57 321 19 Peak 2 4824.00 41.90 54.00 -12.10 47.56 34.83 11.08 51.57 321 19 Average

Mode	18	
	Band Edge - L	
	2400-2483.5_802.11ax HE20_CH06_2437MHz	
ANT	10	
Pol.	Horizontal	Fundamental
Peak	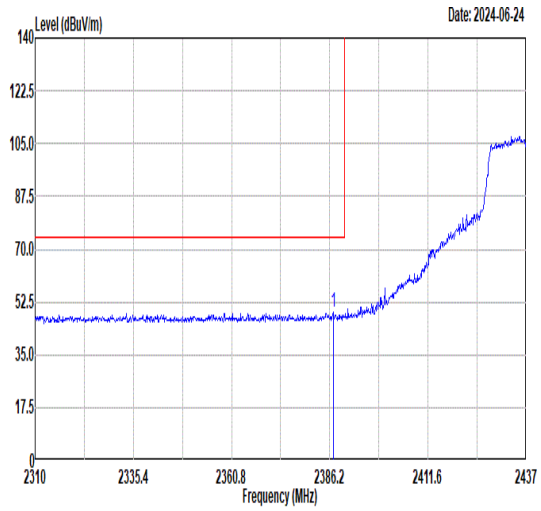 Freq Level Limit Line Margin (dB) Read Level Ant Factor Cable Loss Preamp Factor APos TPos Remark 1 2387.09 49.32 74.00 -24.68 41.40 32.25 7.75 32.08 393 175 PEAK	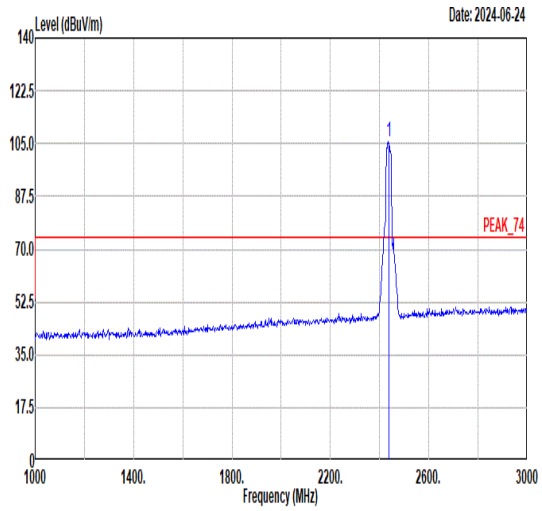 Freq Level Limit Line Margin (dB) Read Level Ant Factor Cable Loss Preamp Factor APos TPos Remark 1 2437.00 105.81 ------ ------ 97.71 32.36 7.83 32.09 393 175 PEAK
Avg	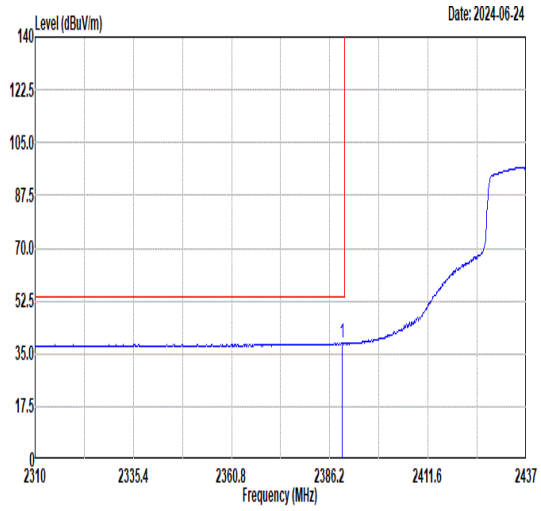 Freq Level Limit Line Margin (dB) Read Level Ant Factor Cable Loss Preamp Factor APos TPos Remark 1 2389.50 38.55 54.00 -15.45 30.61 32.26 7.76 32.08 393 175 AVERAGE	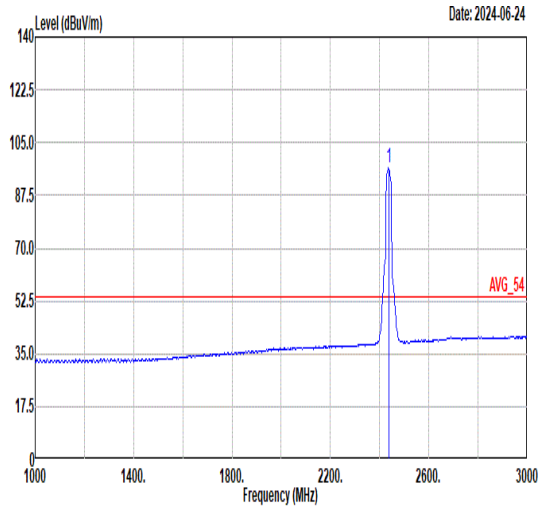 Freq Level Limit Line Margin (dB) Read Level Ant Factor Cable Loss Preamp Factor APos TPos Remark 1 2437.00 96.59 ------ ------ 88.49 32.36 7.83 32.09 393 175 AVERAGE

Mode	18	
	Band Edge - R	
	2400-2483.5_802.11ax HE20_CH06_2437MHz	
ANT	10	
Pol.	Horizontal	Fundamental
Peak	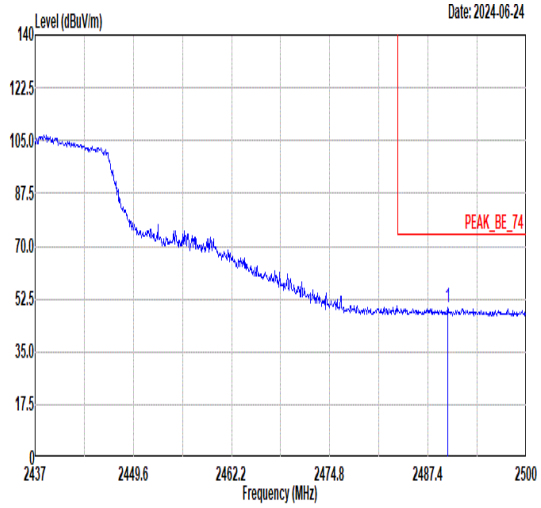 Freq Level Limit Line Margin (dB) Read Level Ant Factor Cable Loss Preamp Factor APos TPos Remark MHz dBuV/m dBuV/m dBuV dB/m dB dB cm deg 1 2489.92 49.45 74.00 -24.55 41.19 32.48 7.88 32.10 393 175 PEAK	Blank
Avg	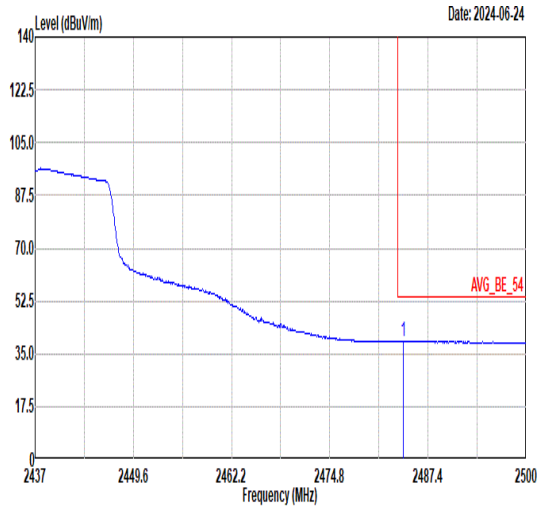 Freq Level Limit Line Margin (dB) Read Level Ant Factor Cable Loss Preamp Factor APos TPos Remark MHz dBuV/m dBuV/m dBuV dB/m dB dB cm deg 1 2484.25 39.33 54.00 -14.67 31.08 32.47 7.88 32.10 393 175 AVERAGE	Blank

Mode	18	
	Band Edge - L	
	2400-2483.5_802.11ax HE20_CH06_2437MHz	
ANT	10	
Pol.	Vertical	Fundamental
Peak	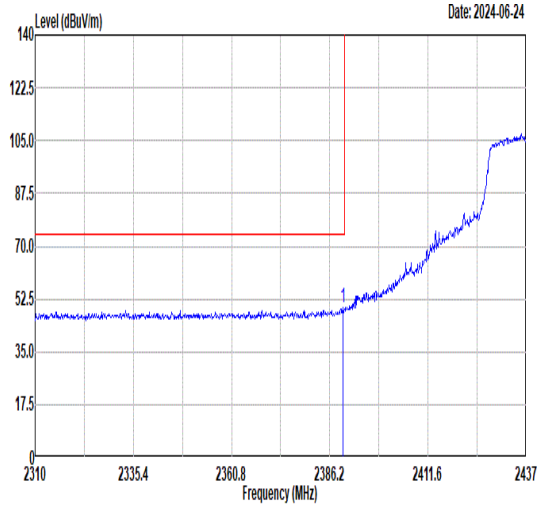 Freq Level Limit Line Margin (dB) Read Level Ant Factor Cable Loss Preamp Factor APos TPos Remark 1 2389.63 49.70 74.00 -24.30 41.76 32.26 7.76 32.08 218 300 PEAK	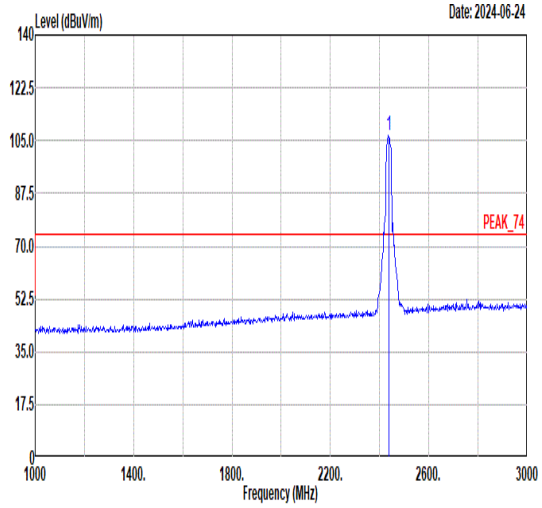 Freq Level Limit Line Margin (dB) Read Level Ant Factor Cable Loss Preamp Factor APos TPos Remark 1 2437.00 106.86 ------ ------ 98.76 32.36 7.83 32.09 218 300 PEAK
Avg	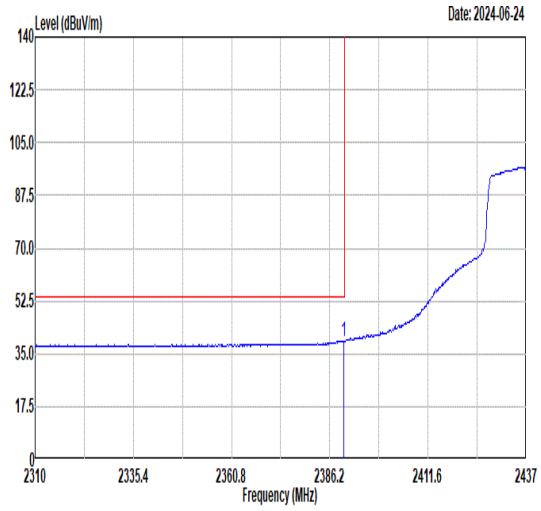 Freq Level Limit Line Margin (dB) Read Level Ant Factor Cable Loss Preamp Factor APos TPos Remark 1 2389.88 39.15 54.00 -14.85 31.21 32.26 7.76 32.08 218 300 AVERAGE	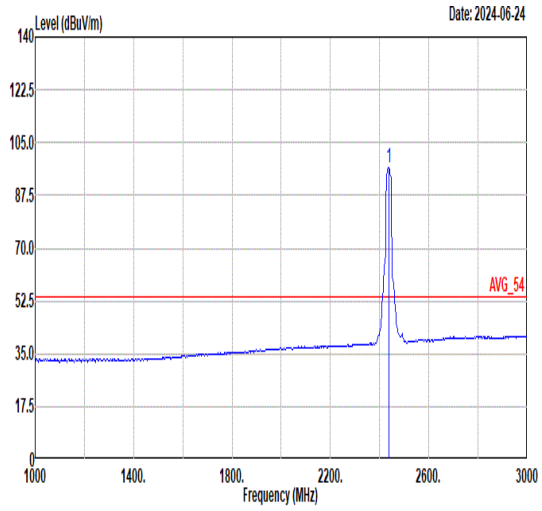 Freq Level Limit Line Margin (dB) Read Level Ant Factor Cable Loss Preamp Factor APos TPos Remark 1 2437.00 96.60 ------ ------ 88.50 32.36 7.83 32.09 218 300 AVERAGE

Mode	18	
	Band Edge - R	
	2400-2483.5_802.11ax HE20_CH06_2437MHz	
ANT	10	
Pol.	Vertical	Fundamental
Peak	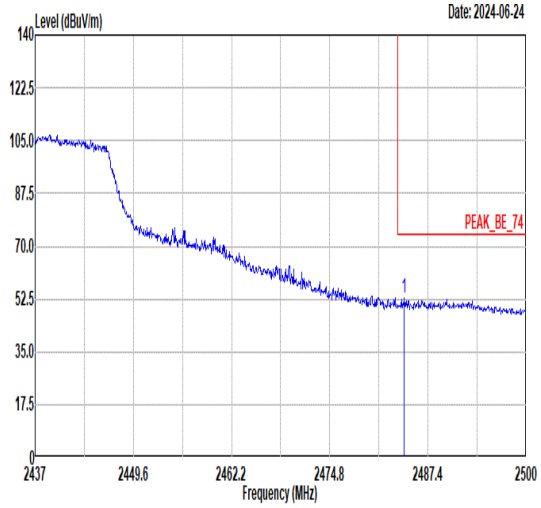 Freq Level Limit Line Margin (dB) Read Level Ant Factor Cable Loss Preamp Factor APos TPos Remark MHz dBuV/m dBuV/m dBuV dB/m dB dB cm deg 1 2484.38 52.96 74.00 -21.04 44.71 32.47 7.88 32.10 218 300 PEAK	Blank
Avg	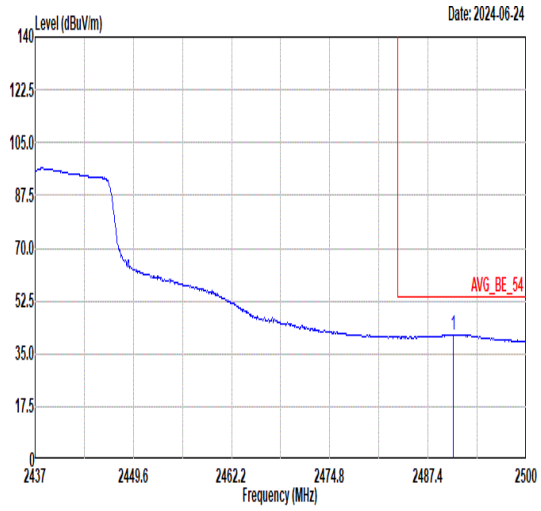 Freq Level Limit Line Margin (dB) Read Level Ant Factor Cable Loss Preamp Factor APos TPos Remark MHz dBuV/m dBuV/m dBuV dB/m dB dB cm deg 1 2490.61 41.40 54.00 -12.60 33.14 32.48 7.88 32.10 218 300 AVERAGE	Blank

Mode	18	
	Harmonic	
	2400-2483.5_802.11ax HE20_CH06_2437MHz	
ANT	10	
Pol.	Horizontal	Vertical
Peak Avg	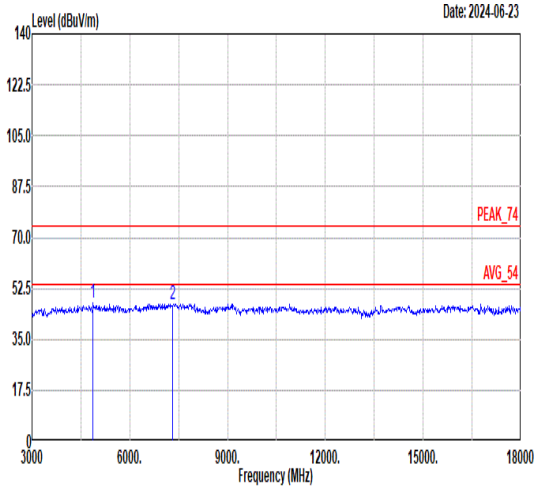 Freq Level Limit Line Margin Read Level Ant Factor Cable Loss Preamp Factor APos TPos Remark MHz dBuV/m dBuV/m dB dBuV dB/m dB dB cm deg 1 4874.00 47.40 74.00 -26.60 53.00 34.85 11.10 51.55 -- -- Peak 2 7311.00 47.16 74.00 -26.84 48.92 36.32 13.08 51.16 -- -- Peak	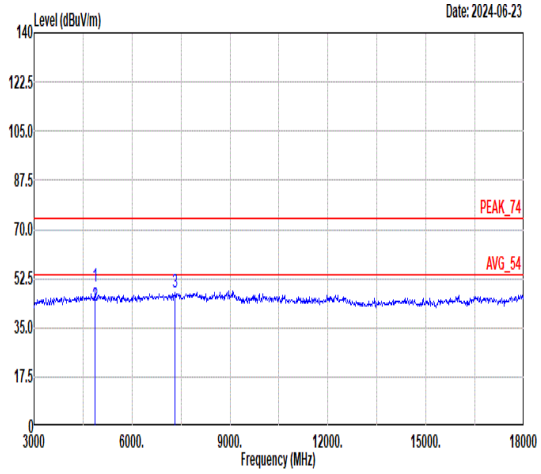 Freq Level Limit Line Margin Read Level Ant Factor Cable Loss Preamp Factor APos TPos Remark MHz dBuV/m dBuV/m dB dBuV dB/m dB dB cm deg 1 4874.00 49.63 74.00 -24.37 55.23 34.85 11.10 51.55 366 20 Peak 2 4874.00 42.95 54.00 -11.05 48.55 34.85 11.10 51.55 366 20 Average 3 7311.00 47.59 74.00 -26.41 49.35 36.32 13.08 51.16 -- -- Peak

Mode	19	
	Band Edge	
	2400-2483.5_802.11ax HE20_CH11_2462MHz	
ANT	10	
Pol.	Horizontal	Fundamental
Peak	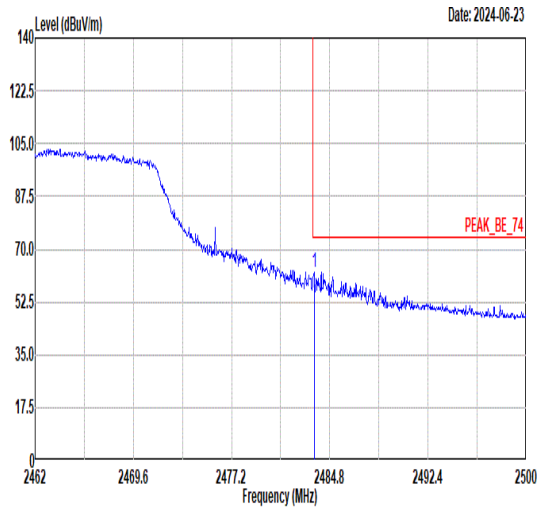 Freq Level Limit Line Margin Read Level Ant Factor Cable Loss Preamp Factor APos TPos Remark MHz dBuV/m dBuV/m dB dBuV dB/m dB dB cm deg 1 2483.58 62.35 74.00 -11.65 54.11 32.46 7.88 32.10 380 164 PEAK	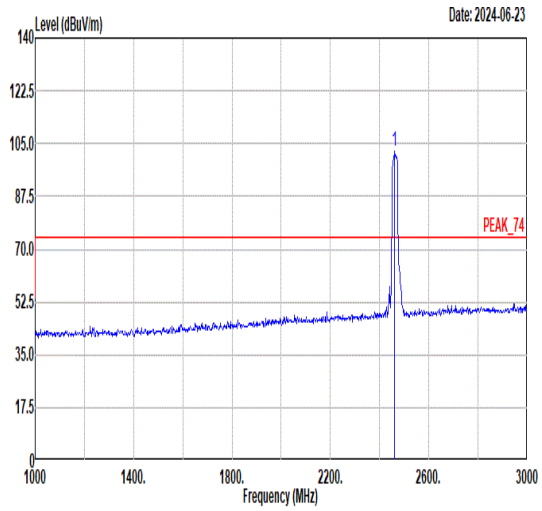 Freq Level Limit Line Margin Read Level Ant Factor Cable Loss Preamp Factor APos TPos Remark MHz dBuV/m dBuV/m dB dBuV dB/m dB dB cm deg 1 2462.00 102.53 ------ ------ 94.36 32.41 7.85 32.09 380 164 PEAK
Avg	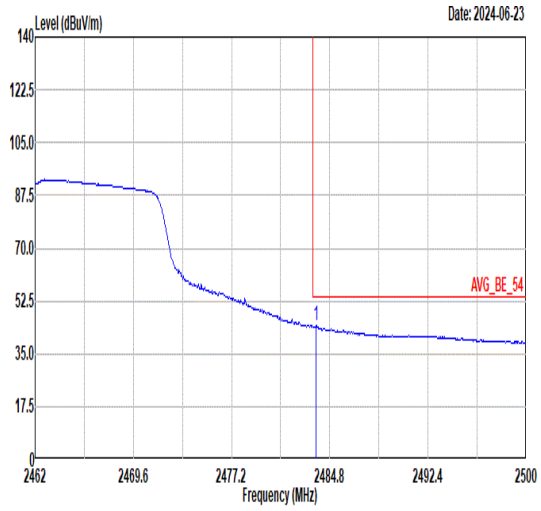 Freq Level Limit Line Margin Read Level Ant Factor Cable Loss Preamp Factor APos TPos Remark MHz dBuV/m dBuV/m dB dBuV dB/m dB dB cm deg 1 2483.74 44.23 54.00 -9.77 35.99 32.46 7.88 32.10 380 164 AVERAGE	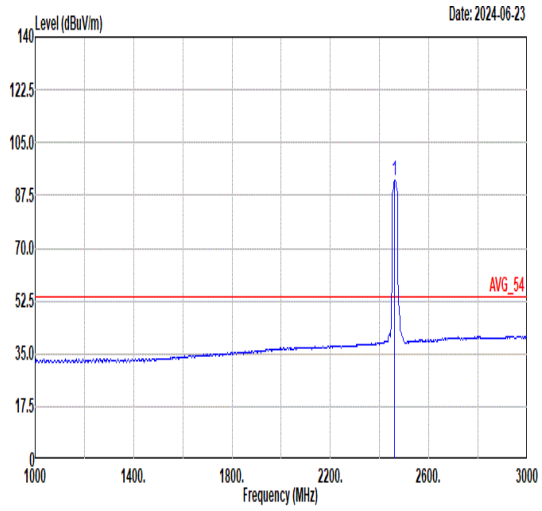 Freq Level Limit Line Margin Read Level Ant Factor Cable Loss Preamp Factor APos TPos Remark MHz dBuV/m dBuV/m dB dBuV dB/m dB dB cm deg 1 2462.00 92.51 ------ ------ 84.32 32.42 7.86 32.09 380 164 AVERAGE

Mode	19	
	Band Edge	
	2400-2483.5_802.11ax HE20_CH11_2462MHz	
ANT	10	
Pol.	Vertical	Fundamental
Peak	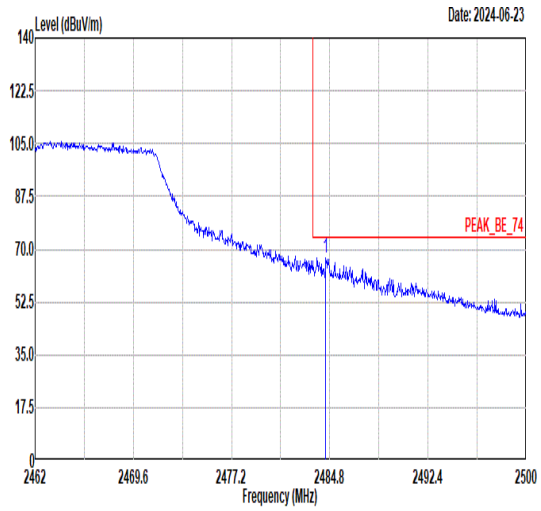 Freq Level Limit Line Margin Read Level Ant Factor Cable Loss Preamp Factor APos TPos Remark MHz dBuV/m dBuV/m dB dBuV dB/m dB dB cm deg 1 2484.50 67.17 74.00 -6.83 58.92 32.47 7.88 32.10 213 298 PEAK	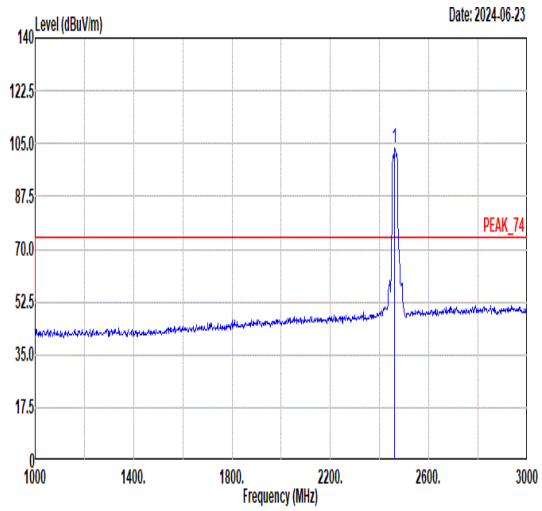 Freq Level Limit Line Margin Read Level Ant Factor Cable Loss Preamp Factor APos TPos Remark MHz dBuV/m dBuV/m dB dBuV dB/m dB dB cm deg 1 2462.00 103.48 ------ ------ 95.29 32.42 7.86 32.09 213 298 PEAK
Avg	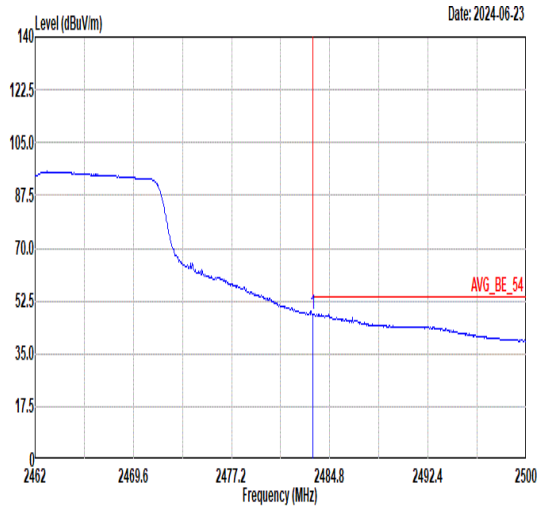 Freq Level Limit Line Margin Read Level Ant Factor Cable Loss Preamp Factor APos TPos Remark MHz dBuV/m dBuV/m dB dBuV dB/m dB dB cm deg 1 2483.51 48.14 54.00 -5.86 39.90 32.46 7.88 32.10 213 298 AVERAGE	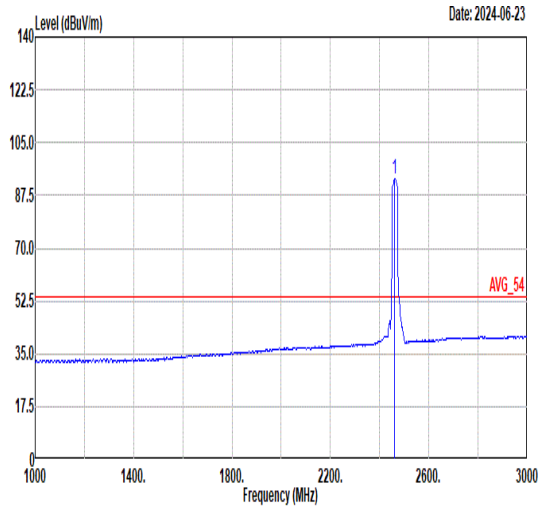 Freq Level Limit Line Margin Read Level Ant Factor Cable Loss Preamp Factor APos TPos Remark MHz dBuV/m dBuV/m dB dBuV dB/m dB dB cm deg 1 2462.00 93.19 ------ ------ 85.00 32.42 7.86 32.09 213 298 AVERAGE

Mode	19	
	Harmonic	
	2400-2483.5_802.11ax HE20_CH11_2462MHz	
ANT	10	
Pol.	Horizontal	Vertical
Peak Avg	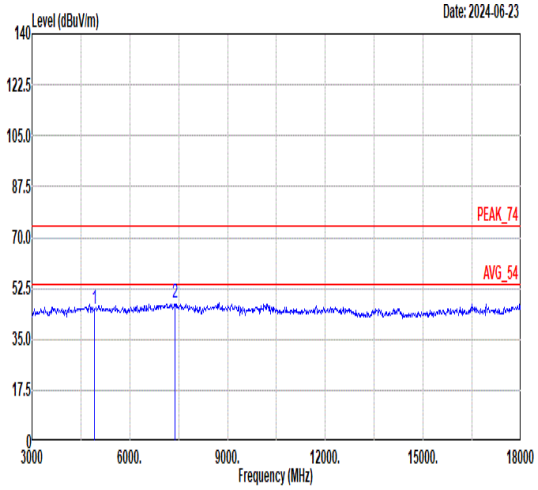 Freq Level Limit Line Margin Read Level Ant Factor Cable Loss Preamp Factor APos TPos Remark MHz dBuV/m dBuV/m dB dBuV dB/m dB dB cm deg 1 4924.00 45.55 74.00 -28.45 51.09 34.87 11.12 51.53 -- -- Peak 2 7386.00 47.55 74.00 -26.45 49.25 36.35 13.13 51.18 -- -- Peak	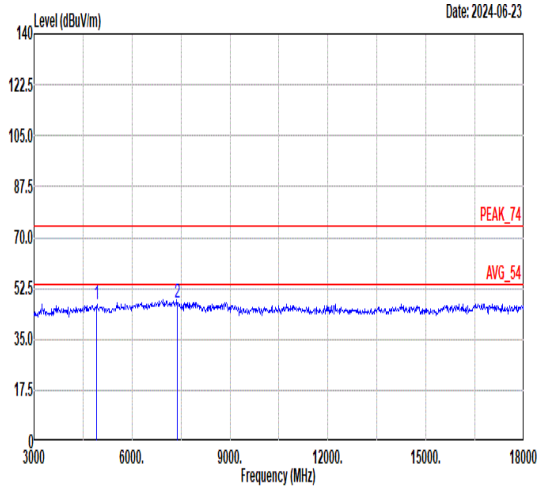 Freq Level Limit Line Margin Read Level Ant Factor Cable Loss Preamp Factor APos TPos Remark MHz dBuV/m dBuV/m dB dBuV dB/m dB dB cm deg 1 4924.00 46.89 74.00 -27.11 52.43 34.87 11.12 51.53 -- -- Peak 2 7386.00 47.73 74.00 -26.27 49.43 36.35 13.13 51.18 -- -- Peak

Mode	20	
	Band Edge - L	
	2400-2483.5_802.11ax HE40_CH03_2412MHz	
ANT	10	
Pol.	Horizontal	Fundamental
Peak	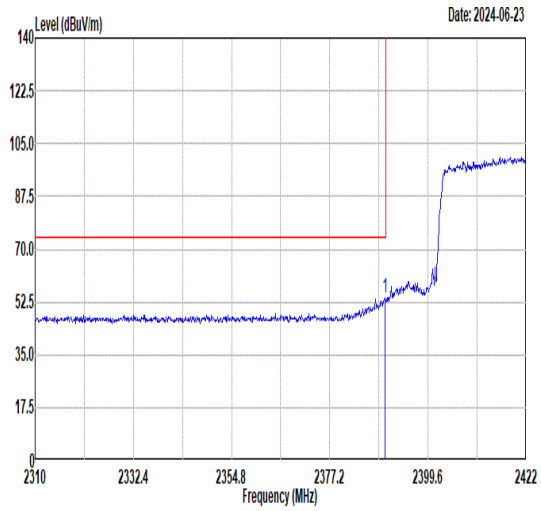 Freq Level Limit Line Margin (dB) Read Level Ant Factor Cable Loss Preamp Factor APos TPos Remark MHz dBuV/m dBuV/m dBuV dB/m dB dB cm deg 1 2389.86 54.02 74.00 -19.98 46.08 32.26 7.76 32.08 400 162 PEAK	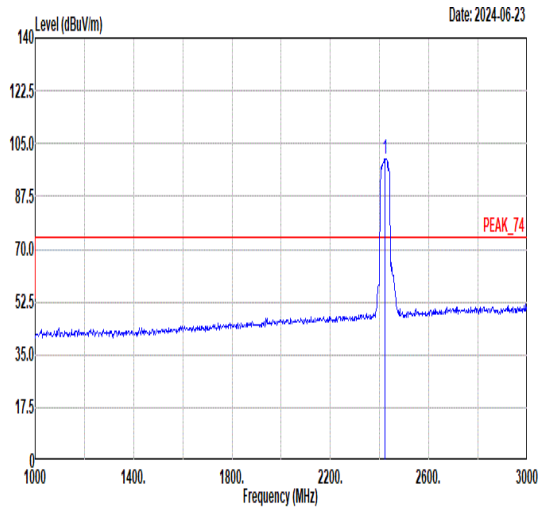 Freq Level Limit Line Margin (dB) Read Level Ant Factor Cable Loss Preamp Factor APos TPos Remark MHz dBuV/m dBuV/m dBuV dB/m dB dB cm deg 1 2422.00 99.94 ------ ------ 91.86 32.34 7.82 32.08 400 162 PEAK
Avg	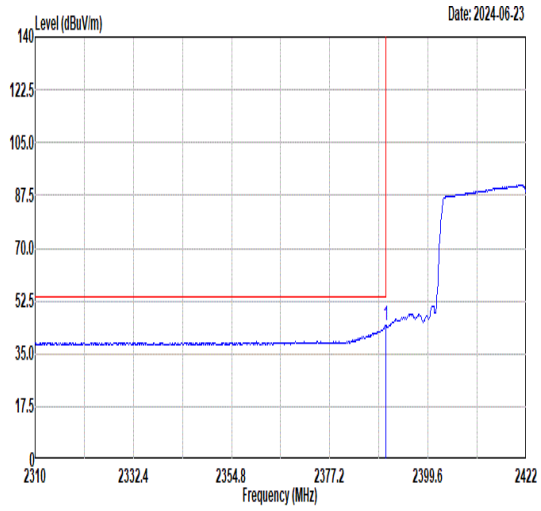 Freq Level Limit Line Margin (dB) Read Level Ant Factor Cable Loss Preamp Factor APos TPos Remark MHz dBuV/m dBuV/m dBuV dB/m dB dB cm deg 1 2389.97 44.33 54.00 -9.67 36.39 32.26 7.76 32.08 400 162 AVERAGE	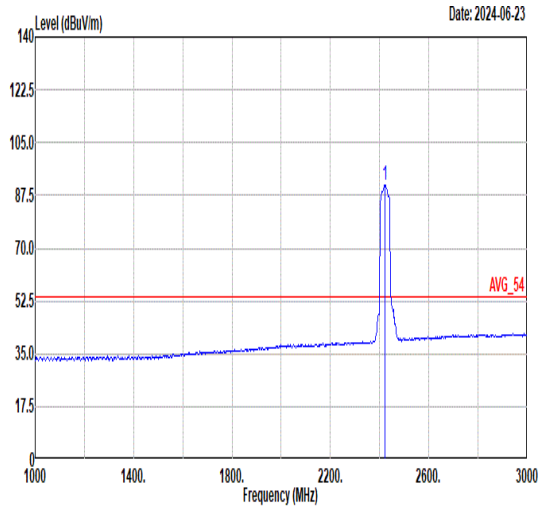 Freq Level Limit Line Margin (dB) Read Level Ant Factor Cable Loss Preamp Factor APos TPos Remark MHz dBuV/m dBuV/m dBuV dB/m dB dB cm deg 1 2422.00 90.93 ------ ------ 82.86 32.33 7.82 32.08 400 162 AVERAGE

Mode	20	
	Band Edge - R	
	2400-2483.5_802.11ax HE40_CH03_2412MHz	
ANT	10	
Pol.	Horizontal	Fundamental
Peak	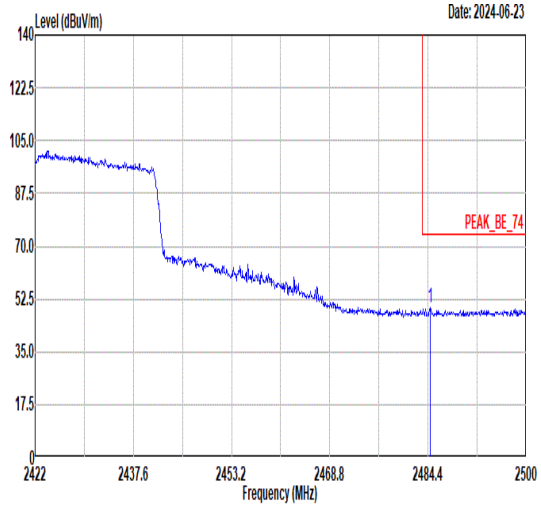 Freq Level Limit Line Margin (dB) Read Level Ant Factor Cable Loss Preamp Factor APos TPos Remark MHz dBuV/m dBuV/m dBuV dB/m dB dB cm deg 1 2484.79 49.42 74.00 -24.58 41.17 32.47 7.88 32.10 400 162 PEAK	Blank
Avg	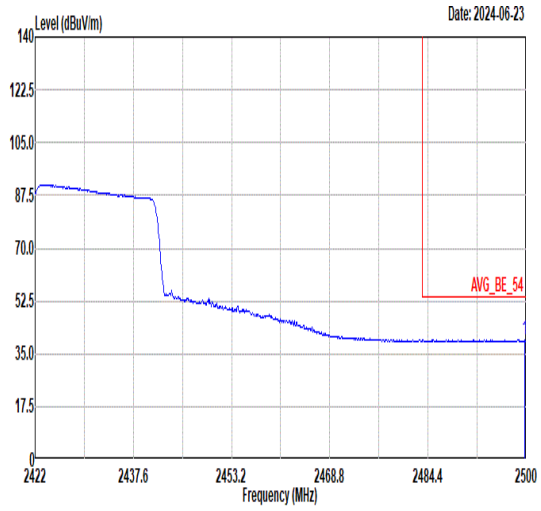 Freq Level Limit Line Margin (dB) Read Level Ant Factor Cable Loss Preamp Factor APos TPos Remark MHz dBuV/m dBuV/m dBuV dB/m dB dB cm deg 1 2499.77 39.72 54.00 -14.28 31.43 32.50 7.89 32.10 400 162 AVERAGE	Blank

Mode	20	
	Band Edge - L	
	2400-2483.5_802.11ax HE40_CH03_2412MHz	
ANT	10	
Pol.	Vertical	Fundamental
Peak	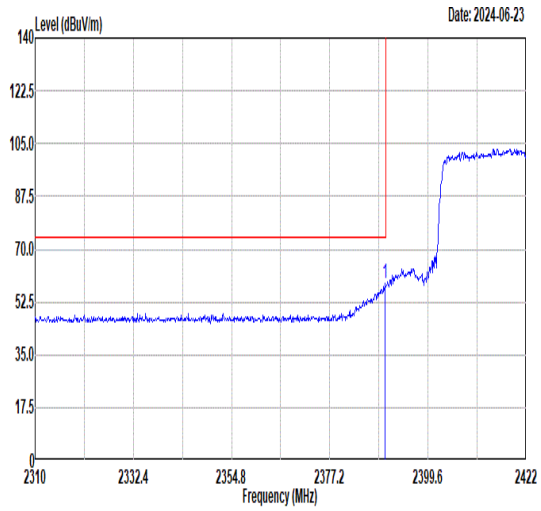 Freq Level Limit Line Margin (dB) Read Level Ant Factor Cable Loss Preamp Factor APos TPos Remark 1 2389.86 58.61 74.00 -15.39 50.67 32.26 7.76 32.08 220 299 PEAK	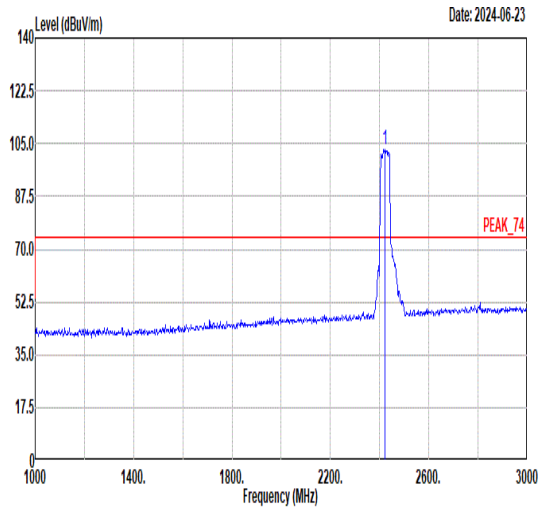 Freq Level Limit Line Margin (dB) Read Level Ant Factor Cable Loss Preamp Factor APos TPos Remark 1 2422.00 103.19 ------ ------ 95.14 32.32 7.81 32.08 220 299 PEAK
Avg	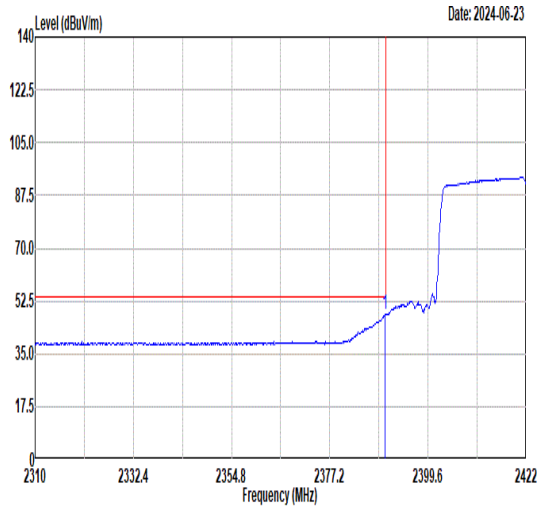 Freq Level Limit Line Margin (dB) Read Level Ant Factor Cable Loss Preamp Factor APos TPos Remark 1 2389.86 48.13 54.00 -5.87 40.19 32.26 7.76 32.08 220 299 AVERAGE	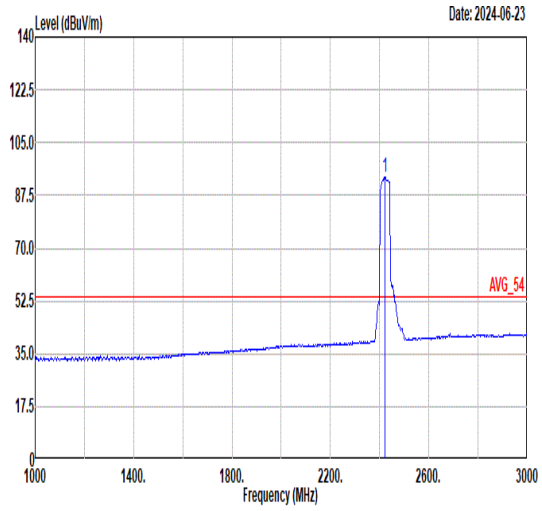 Freq Level Limit Line Margin (dB) Read Level Ant Factor Cable Loss Preamp Factor APos TPos Remark 1 2422.00 93.41 ------ ------ 85.34 32.33 7.82 32.08 220 299 AVERAGE

Mode	20	
	Band Edge - R	
	2400-2483.5_802.11ax HE40_CH03_2412MHz	
ANT	10	
Pol.	Vertical	Fundamental
Peak	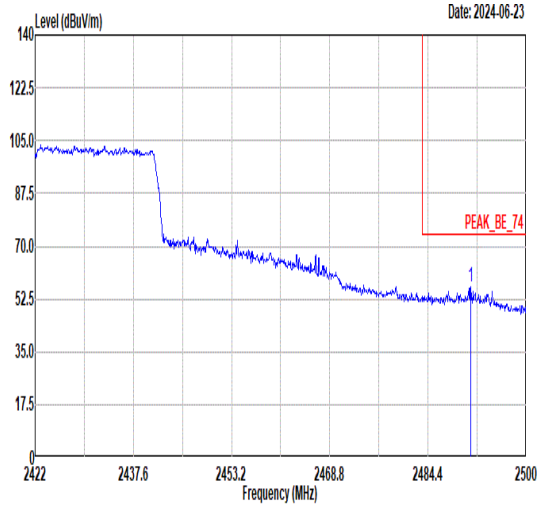 Freq Level Limit Line Margin (dB) Read Level Ant Factor Cable Loss Preamp Factor APos TPos Remark MHz dBuV/m dBuV/m dBuV dB/m dB dB cm deg 1 2491.19 56.38 74.00 -17.62 48.12 32.48 7.88 32.10 220 299 PEAK	Blank
Avg	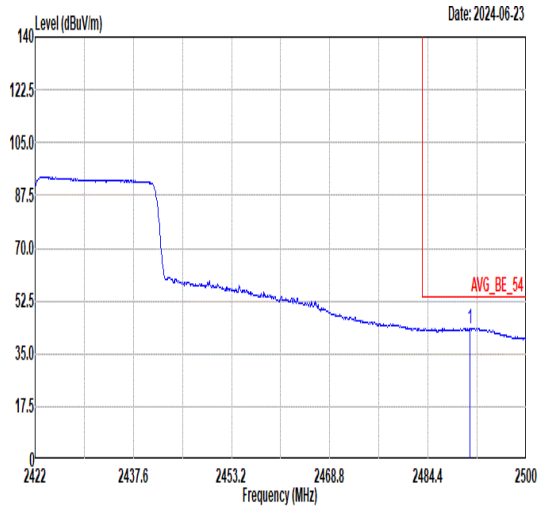 Freq Level Limit Line Margin (dB) Read Level Ant Factor Cable Loss Preamp Factor APos TPos Remark MHz dBuV/m dBuV/m dBuV dB/m dB dB cm deg 1 2491.03 43.44 54.00 -10.56 35.18 32.48 7.88 32.10 220 299 AVERAGE	Blank

Mode	21	
	Band Edge - L	
	2400-2483.5_802.11ax HE40_CH09_2452MHz	
ANT	10	
Pol.	Horizontal	Fundamental
Peak	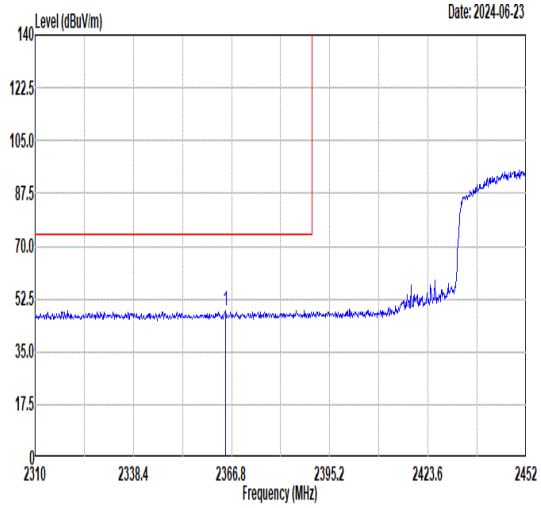 Freq Level Limit Line Margin (dB) Read Level Ant Factor Cable Loss Preamp Factor APos TPos Remark MHz dBuV/m dBuV/m dBuV dB/m dB dB cm deg 1 2364.95 48.50 74.00 -25.50 40.68 32.20 7.69 32.07 375 161 PEAK	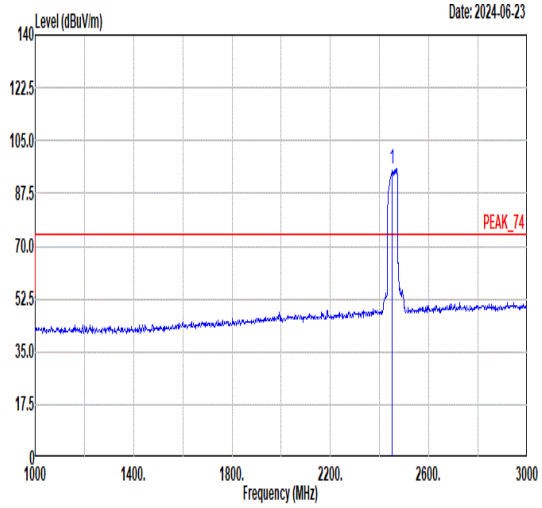 Freq Level Limit Line Margin (dB) Read Level Ant Factor Cable Loss Preamp Factor APos TPos Remark MHz dBuV/m dBuV/m dBuV dB/m dB dB cm deg 1 2452.00 95.70 ------ ------ 87.50 32.43 7.86 32.09 375 161 PEAK
Avg	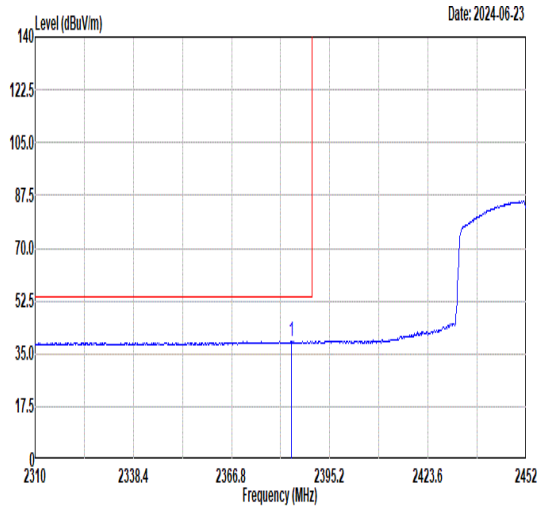 Freq Level Limit Line Margin (dB) Read Level Ant Factor Cable Loss Preamp Factor APos TPos Remark MHz dBuV/m dBuV/m dBuV dB/m dB dB cm deg 1 2384.12 39.01 54.00 -14.99 31.10 32.25 7.74 32.08 375 161 AVERAGE	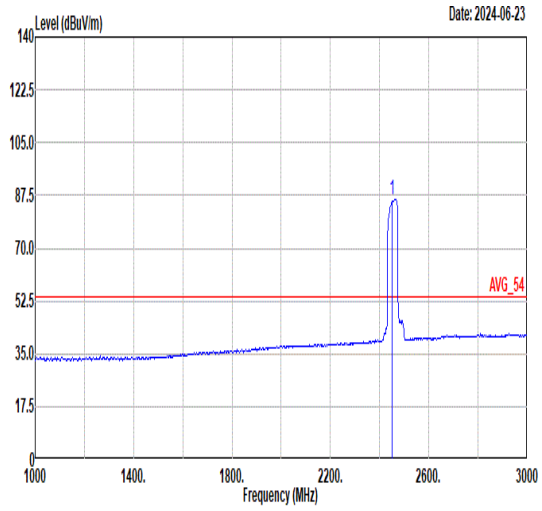 Freq Level Limit Line Margin (dB) Read Level Ant Factor Cable Loss Preamp Factor APos TPos Remark MHz dBuV/m dBuV/m dBuV dB/m dB dB cm deg 1 2452.00 86.32 ------ ------ 78.12 32.43 7.86 32.09 375 161 AVERAGE

Mode	21	
	Band Edge - R	
	2400-2483.5_802.11ax HE40_CH09_2452MHz	
ANT	10	
Pol.	Horizontal	Fundamental
Peak	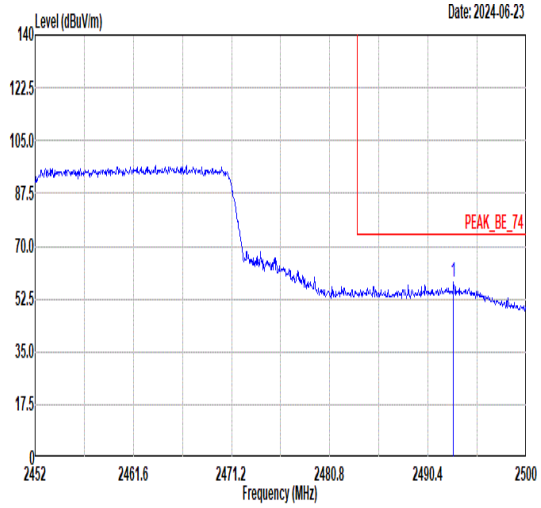 Freq Level Limit Line Margin (dB) Read Level Ant Factor Cable Loss Preamp Factor APos TPos Remark MHz dBuV/m dBuV/m dBuV dB/m dB dB cm deg 1 2492.90 58.10 74.00 -15.90 49.83 32.48 7.89 32.10 375 161 PEAK	Blank
Avg	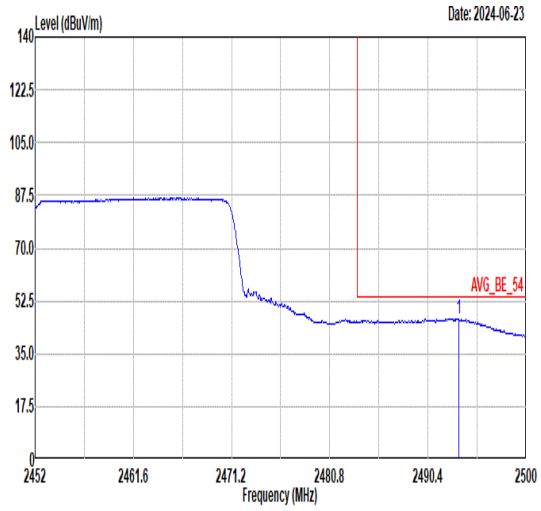 Freq Level Limit Line Margin (dB) Read Level Ant Factor Cable Loss Preamp Factor APos TPos Remark MHz dBuV/m dBuV/m dBuV dB/m dB dB cm deg 1 2493.38 46.64 54.00 -7.36 38.36 32.49 7.89 32.10 375 161 AVERAGE	Blank

Mode	21	
	Band Edge - L	
	2400-2483.5_802.11ax HE40_CH09_2452MHz	
ANT	10	
Pol.	Vertical	Fundamental
Peak	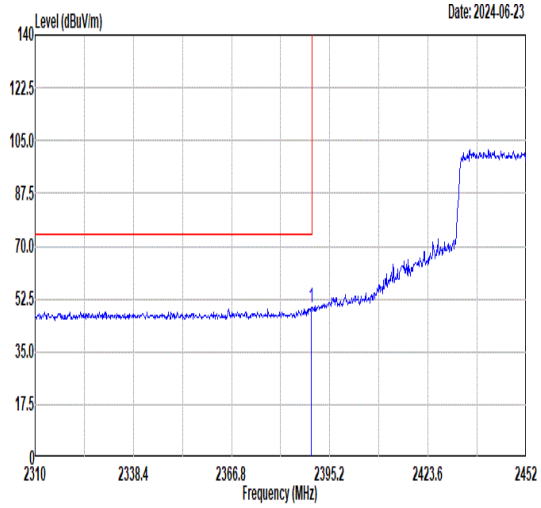 Freq Level Limit Line Margin (dB) Read Level Ant Factor Cable Loss Preamp Factor APos TPos Remark MHz dBuV/m dBuV/m dBuV dB/m dB dB cm deg 1 2389.80 49.43 74.00 -24.57 41.49 32.26 7.76 32.08 100 294 PEAK	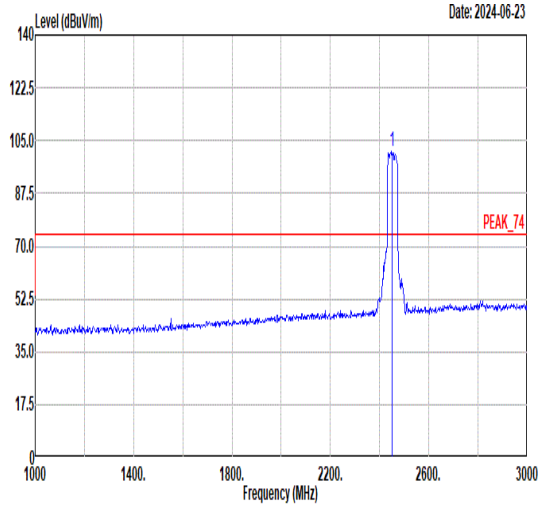 Freq Level Limit Line Margin (dB) Read Level Ant Factor Cable Loss Preamp Factor APos TPos Remark MHz dBuV/m dBuV/m dBuV dB/m dB dB cm deg 1 2452.00 101.33 ------ ------ 93.19 32.39 7.84 32.09 100 294 PEAK
Avg	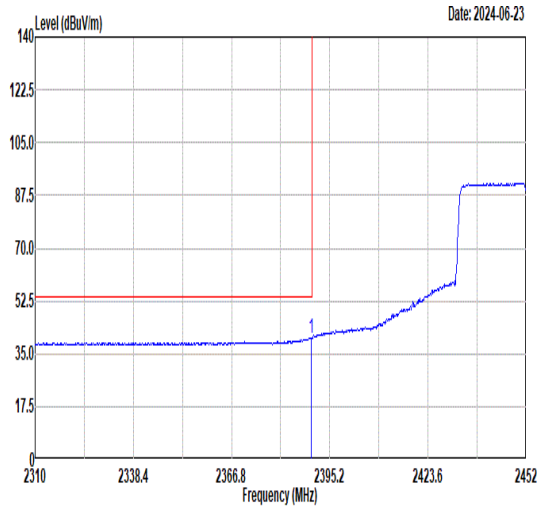 Freq Level Limit Line Margin (dB) Read Level Ant Factor Cable Loss Preamp Factor APos TPos Remark MHz dBuV/m dBuV/m dBuV dB/m dB dB cm deg 1 2389.95 40.37 54.00 -13.63 32.43 32.26 7.76 32.08 100 294 AVERAGE	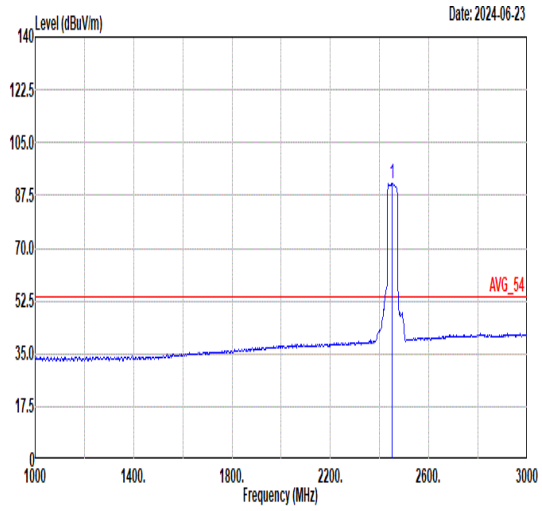 Freq Level Limit Line Margin (dB) Read Level Ant Factor Cable Loss Preamp Factor APos TPos Remark MHz dBuV/m dBuV/m dBuV dB/m dB dB cm deg 1 2452.00 91.54 ------ ------ 83.39 32.39 7.85 32.09 100 294 AVERAGE

Mode	21	
	Band Edge - R	
	2400-2483.5_802.11ax HE40_CH09_2452MHz	
ANT	10	
Pol.	Vertical	Fundamental
Peak	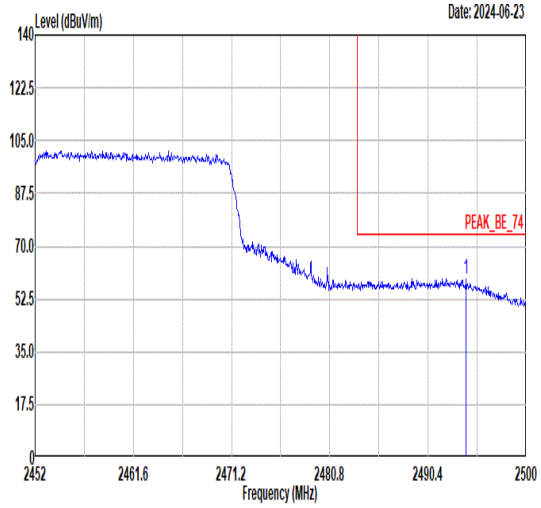 Freq Level Limit Line Margin (dB) Read Level Ant Factor Cable Loss Preamp Factor APos TPos Remark MHz dBuV/m dBuV/m dBuV dB/m dB dB cm deg 1 2494.14 59.23 74.00 -14.77 50.95 32.49 7.89 32.10 100 294 PEAK	Blank
Avg	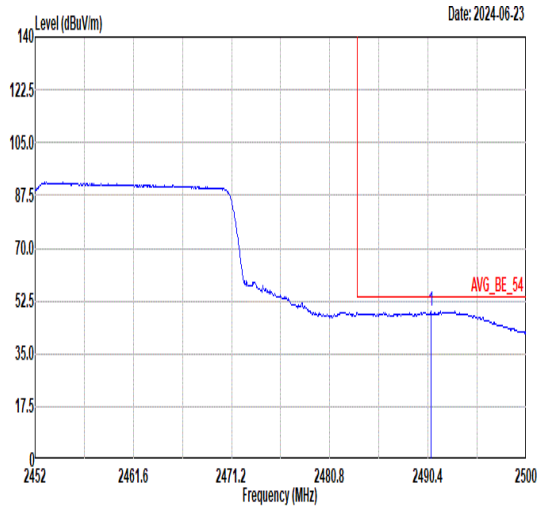 Freq Level Limit Line Margin (dB) Read Level Ant Factor Cable Loss Preamp Factor APos TPos Remark MHz dBuV/m dBuV/m dBuV dB/m dB dB cm deg 1 2490.69 48.99 54.00 -5.01 40.73 32.48 7.88 32.10 100 294 AVERAGE	Blank

Mode	21	
	Harmonic	
	2400-2483.5_802.11ax HE40_CH09_2452MHz	
ANT	10	
Pol.	Horizontal	Vertical
Peak Avg	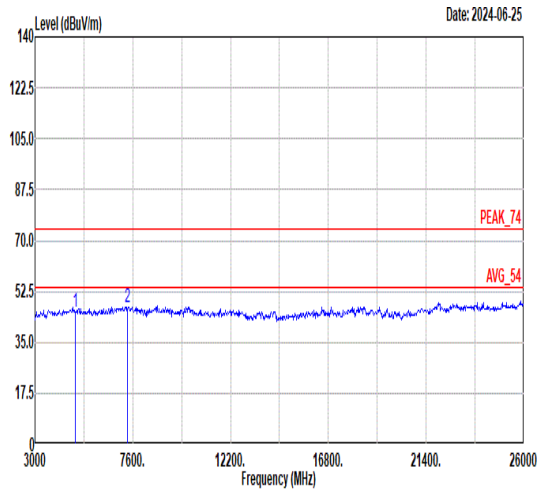 Freq Level Limit Line Margin Read Level Ant Factor Cable Loss Preamp Factor APos TPos Remark MHz dBuV/m dBuV/m dB dBuV dB/m dB dB cm deg 1 4904.00 45.55 74.00 -28.45 51.12 34.86 11.11 51.54 -- -- Peak 2 7356.00 46.81 74.00 -27.19 48.53 36.34 13.11 51.17 -- -- Peak	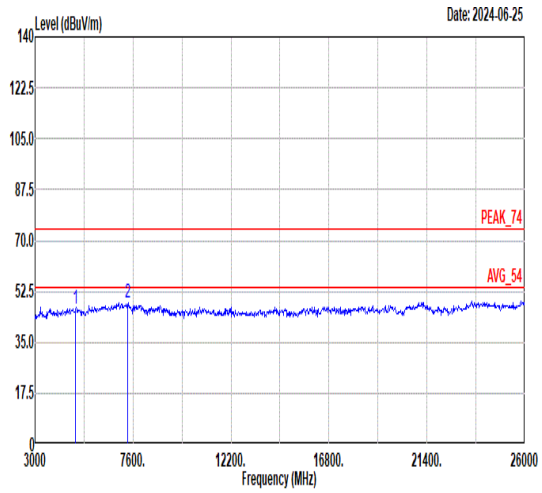 Freq Level Limit Line Margin Read Level Ant Factor Cable Loss Preamp Factor APos TPos Remark MHz dBuV/m dBuV/m dB dBuV dB/m dB dB cm deg 1 4904.00 46.28 74.00 -27.72 51.85 34.86 11.11 51.54 -- -- Peak 2 7356.00 48.44 74.00 -25.56 50.16 36.34 13.11 51.17 -- -- Peak

Mode	22	
	Band Edge	
	2400-2483.5_802.11ax HE20_CH01_Partial RU(26/0)_2412MHz	
ANT	10	
Pol.	Horizontal	Fundamental
Peak	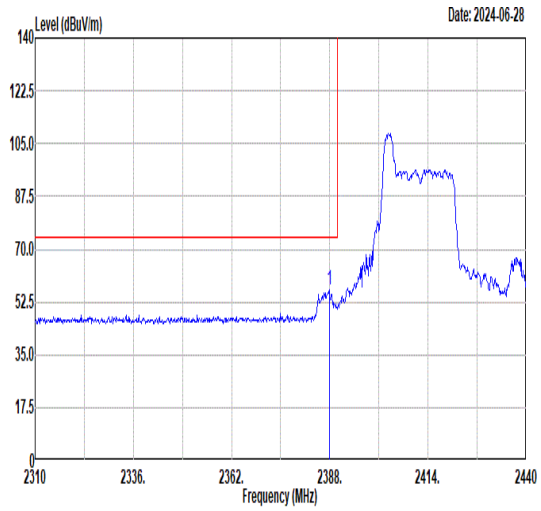 Freq Level Limit Line Margin (dB) Read Level Ant Factor Cable Loss Preamp Factor APos TPos Remark MHz dBuV/m dBuV/m dBuV dB/m dB dB cm deg 1 2387.87 56.58 74.00 -17.42 48.66 32.25 7.75 32.08 100 241 PEAK	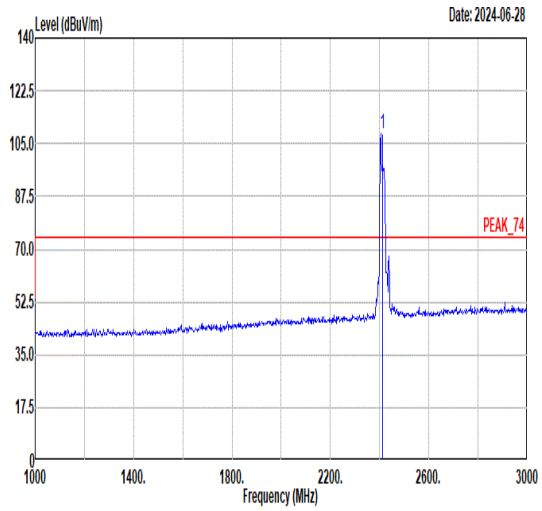 Freq Level Limit Line Margin (dB) Read Level Ant Factor Cable Loss Preamp Factor APos TPos Remark MHz dBuV/m dBuV/m dBuV dB/m dB dB cm deg 1 2412.00 108.38 ------ ------ 100.37 32.29 7.80 32.08 100 241 PEAK
Avg	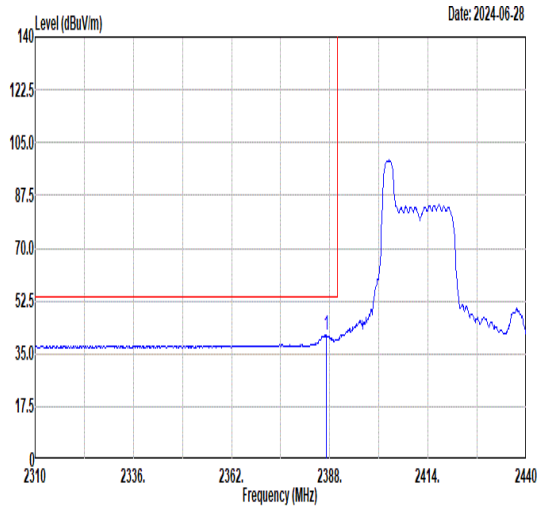 Freq Level Limit Line Margin (dB) Read Level Ant Factor Cable Loss Preamp Factor APos TPos Remark MHz dBuV/m dBuV/m dBuV dB/m dB dB cm deg 1 2387.09 41.18 54.00 -12.82 33.26 32.25 7.75 32.08 100 241 AVERAGE	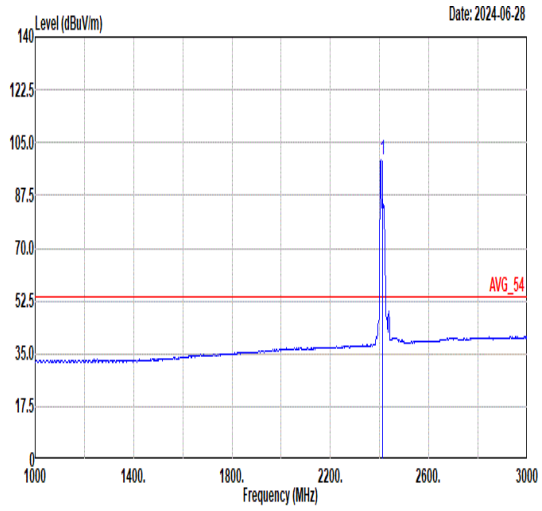 Freq Level Limit Line Margin (dB) Read Level Ant Factor Cable Loss Preamp Factor APos TPos Remark MHz dBuV/m dBuV/m dBuV dB/m dB dB cm deg 1 2412.00 99.17 ------ ------ 91.16 32.29 7.80 32.08 100 241 AVERAGE

Mode	22	
	Band Edge	
	2400-2483.5_802.11ax HE20_CH01_Partial RU(26/0)_2412MHz	
ANT	10	
Pol.	Vertical	Fundamental
Peak	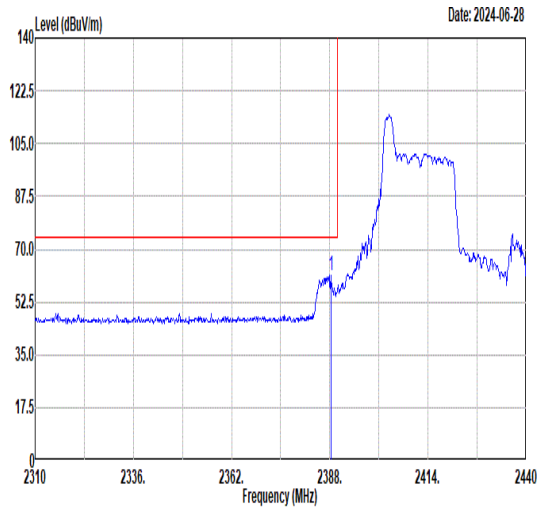 Freq Level Limit Line Margin (dB) Read Level Ant Factor Cable Loss Preamp Factor APos TPos Remark MHz dBuV/m dBuV/m dBuV dB/m dB dB cm deg 1 2388.26 61.37 74.00 -12.63 53.44 32.25 7.76 32.08 100 222 PEAK	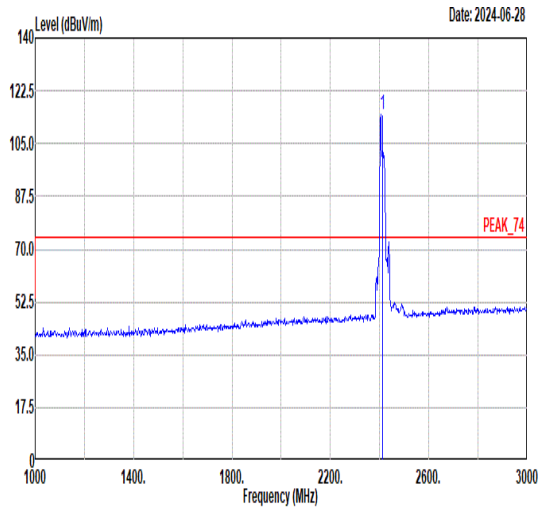 Freq Level Limit Line Margin (dB) Read Level Ant Factor Cable Loss Preamp Factor APos TPos Remark MHz dBuV/m dBuV/m dBuV dB/m dB dB cm deg 1 2412.00 114.62 ------ ------ 106.61 32.29 7.80 32.08 100 222 PEAK
Avg	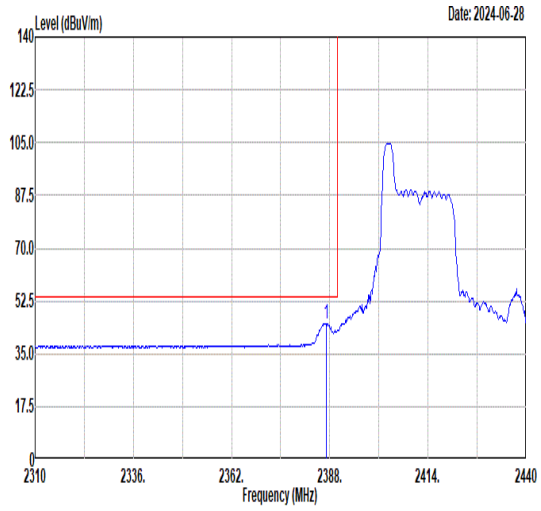 Freq Level Limit Line Margin (dB) Read Level Ant Factor Cable Loss Preamp Factor APos TPos Remark MHz dBuV/m dBuV/m dBuV dB/m dB dB cm deg 1 2387.09 45.11 54.00 -8.89 37.19 32.25 7.75 32.08 100 222 AVERAGE	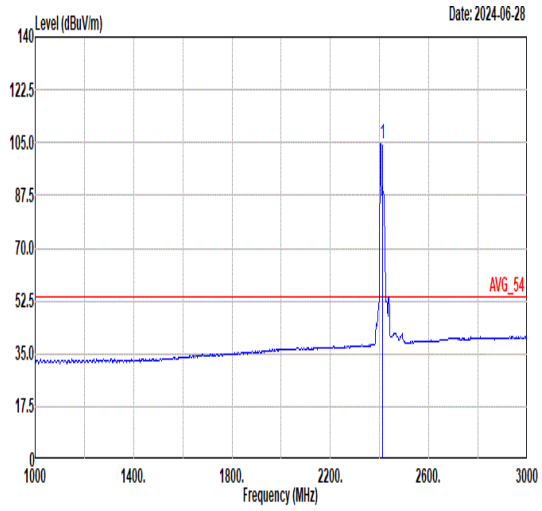 Freq Level Limit Line Margin (dB) Read Level Ant Factor Cable Loss Preamp Factor APos TPos Remark MHz dBuV/m dBuV/m dBuV dB/m dB dB cm deg 1 2412.00 104.81 ------ ------ 96.80 32.29 7.80 32.08 100 222 AVERAGE

Mode	23	
	Band Edge	
	2400-2483.5_802.11ax HE20_CH11_Partial RU(26/8)_2462MHz	
ANT	10	
Pol.	Horizontal	Fundamental
Peak	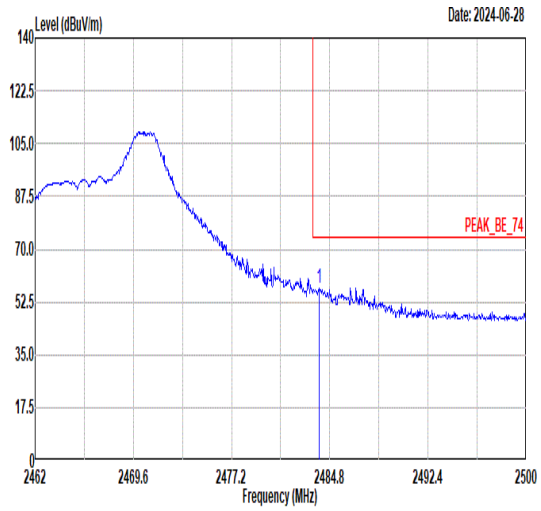 Freq Level Limit Line Margin (dB) Read Level Ant Factor Cable Loss Preamp Factor APos TPos Remark 1 2483.96 57.22 74.00 -16.78 48.98 32.46 7.88 32.10 111 296 PEAK	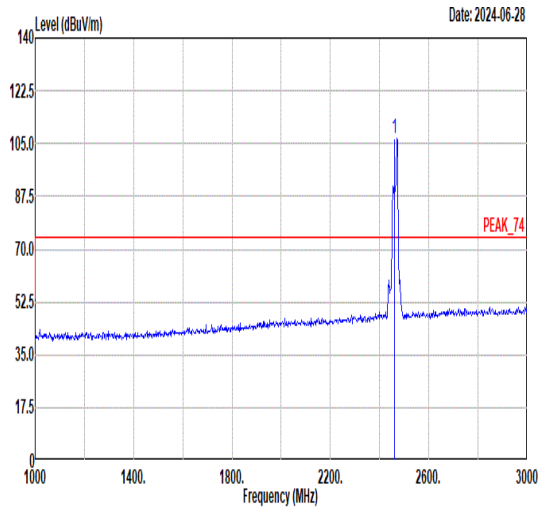 Freq Level Limit Line Margin (dB) Read Level Ant Factor Cable Loss Preamp Factor APos TPos Remark 1 2462.00 106.87 ------ ------ 98.67 32.43 7.86 32.09 111 296 PEAK
Avg	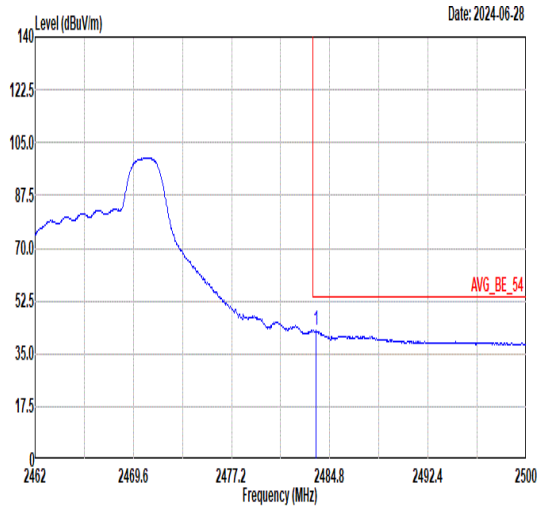 Freq Level Limit Line Margin (dB) Read Level Ant Factor Cable Loss Preamp Factor APos TPos Remark 1 2483.74 42.56 54.00 -11.44 34.32 32.46 7.88 32.10 111 296 AVERAGE	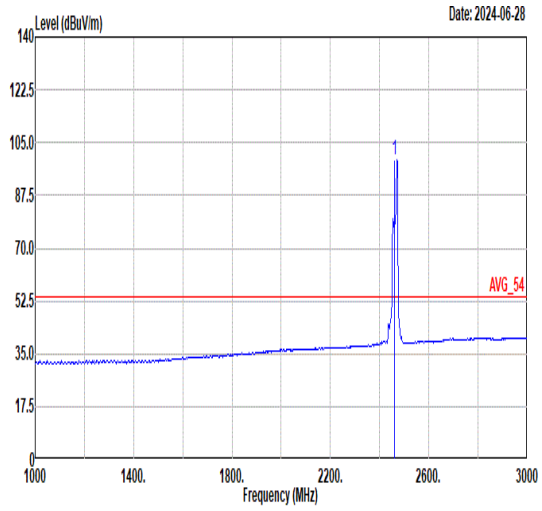 Freq Level Limit Line Margin (dB) Read Level Ant Factor Cable Loss Preamp Factor APos TPos Remark 1 2462.00 99.22 ------ ------ 91.02 32.43 7.86 32.09 111 296 AVERAGE

Mode	23	
	Band Edge	
	2400-2483.5_802.11ax HE20_CH11_Partial RU(26/8)_2462MHz	
ANT	10	
Pol.	Vertical	Fundamental
Peak	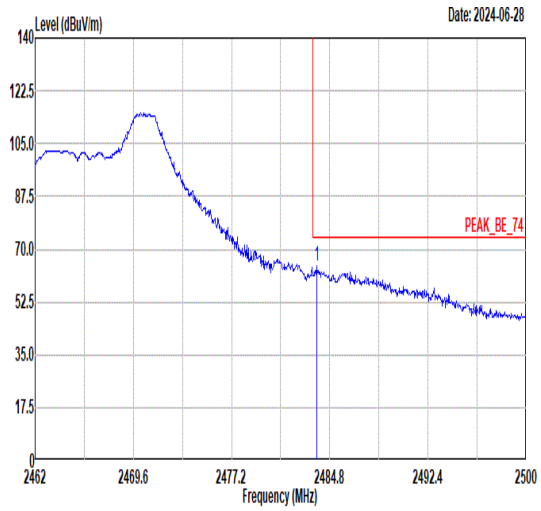 Freq Level Limit Line Margin (dB) Read Level Ant Factor Cable Loss Preamp Factor APos TPos Remark MHz dBuV/m dBuV/m dBuV dB/m dB dB cm deg 1 2483.81 64.25 74.00 -9.75 56.01 32.46 7.88 32.10 111 296 PEAK	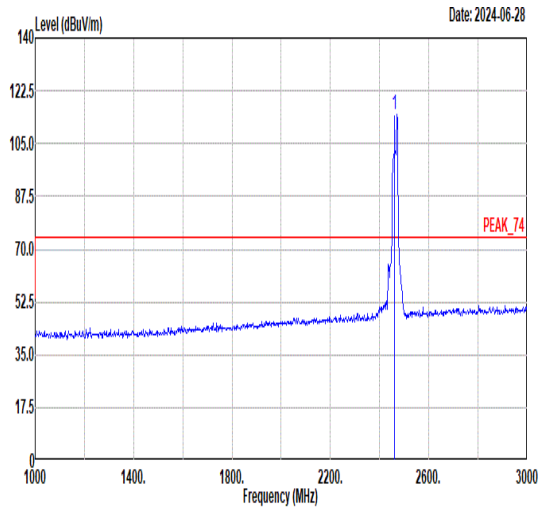 Freq Level Limit Line Margin (dB) Read Level Ant Factor Cable Loss Preamp Factor APos TPos Remark MHz dBuV/m dBuV/m dBuV dB/m dB dB cm deg 1 2462.00 114.62 ------ ------ 106.42 32.43 7.86 32.09 111 296 PEAK
Avg	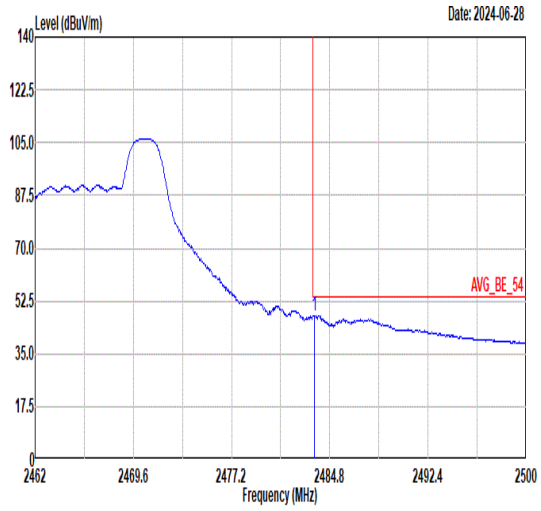 Freq Level Limit Line Margin (dB) Read Level Ant Factor Cable Loss Preamp Factor APos TPos Remark MHz dBuV/m dBuV/m dBuV dB/m dB dB cm deg 1 2483.62 47.76 54.00 -6.24 39.52 32.46 7.88 32.10 111 296 AVERAGE	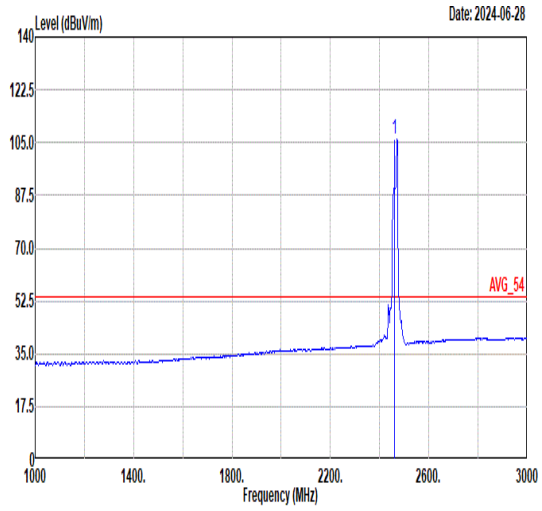 Freq Level Limit Line Margin (dB) Read Level Ant Factor Cable Loss Preamp Factor APos TPos Remark MHz dBuV/m dBuV/m dBuV dB/m dB dB cm deg 1 2462.00 105.95 ------ ------ 97.75 32.43 7.86 32.09 111 296 AVERAGE

Mode	24	
	LF	
	2400-2483.5_802.11ax HE40_CH09_2452MHz	
ANT	10	
Pol.	Horizontal	Vertical
QP/Peak	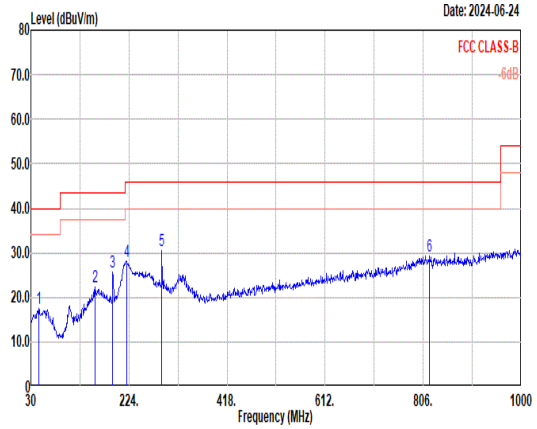	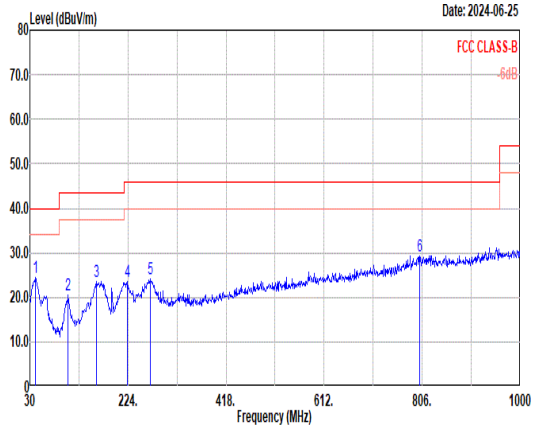

Horizontal:

	Freq	Level	Limit Line	Margin	Read Level	Ant Factor	Cable Loss	Preamp Factor	APos	TPos	Remark
	MHz	dBuV/m	dBuV/m	dB	dBuV	dB/m	dB	dB	cm	deg	
1	45.52	17.65	40.00	-22.35	36.10	20.23	1.24	39.92	--	--	Peak
2	157.07	22.20	43.50	-21.30	40.63	19.31	2.28	40.02	--	--	Peak
3	191.99	25.72	43.50	-17.78	46.47	16.73	2.52	40.00	--	--	Peak
4	220.12	28.22	46.00	-17.78	48.41	17.10	2.69	39.98	--	--	Peak
5	288.99	30.63	46.00	-15.37	47.98	19.54	3.06	39.95	--	--	Peak
6	818.61	29.29	46.00	-16.71	35.27	28.34	5.14	39.46	--	--	Peak

Vertical:

	Freq	Level	Limit Line	Margin	Read Level	Ant Factor	Cable Loss	Preamp Factor	APos	TPos	Remark
	MHz	dBuV/m	dBuV/m	dB	dBuV	dB/m	dB	dB	cm	deg	
1	40.67	24.50	40.00	-15.50	43.43	19.81	1.17	39.91	--	--	Peak
2	105.66	20.41	43.50	-23.09	42.79	15.81	1.88	40.07	--	--	Peak
3	161.92	23.58	43.50	-19.92	41.97	19.32	2.31	40.02	--	--	Peak
4	222.06	23.56	46.00	-22.44	43.65	17.19	2.70	39.98	--	--	Peak
5	268.62	24.27	46.00	-21.73	42.43	18.84	2.96	39.96	--	--	Peak
6	801.15	29.29	46.00	-16.71	35.44	28.24	5.08	39.47	--	--	Peak

Mode	25	
	Band Edge - L	
	2400-2483.5_802.11ax HE40_CH06_2437MHz	
ANT	10	
Pol.	Horizontal	Fundamental
Peak	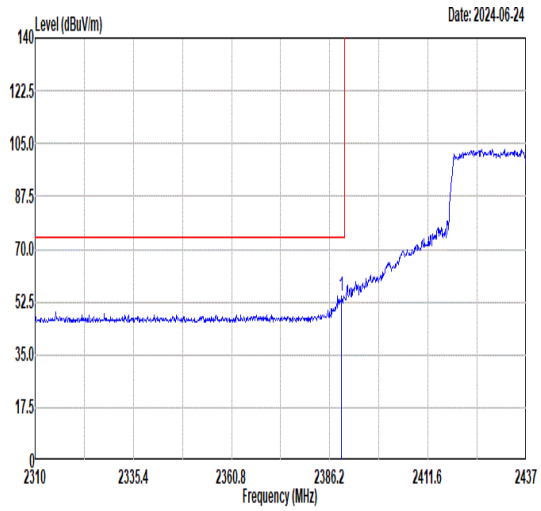 Freq Level Limit Line Margin (dB) Read Level Ant Factor Cable Loss Preamp Factor APos TPos Remark MHz dBuV/m dBuV/m dBuV dB/m dB dB cm deg 1 2389.25 54.47 74.00 -19.53 46.53 32.26 7.76 32.08 310 160 PEAK	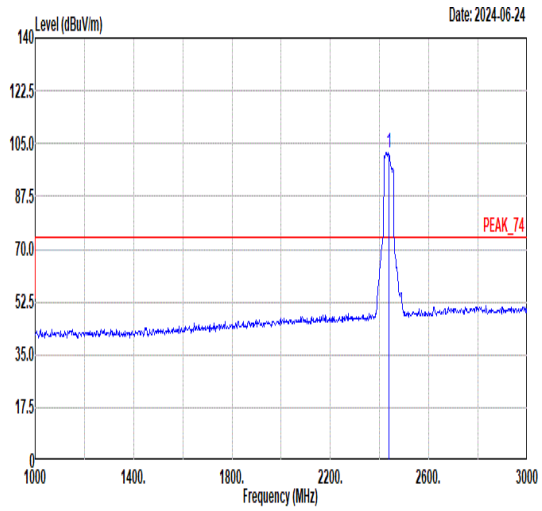 Freq Level Limit Line Margin (dB) Read Level Ant Factor Cable Loss Preamp Factor APos TPos Remark MHz dBuV/m dBuV/m dBuV dB/m dB dB cm deg 1 2437.00 102.22 ------ ------ 94.14 32.34 7.82 32.08 310 160 PEAK
Avg	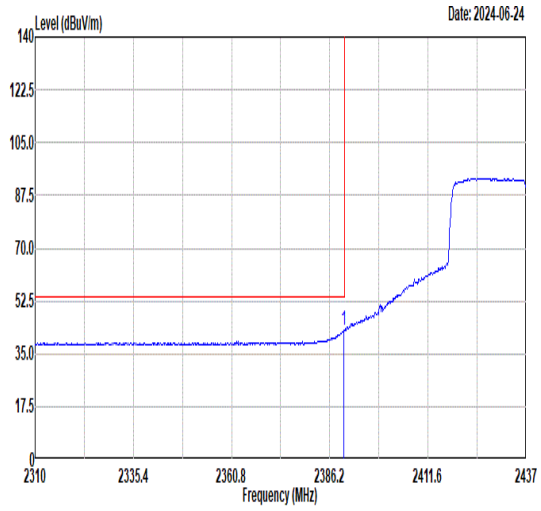 Freq Level Limit Line Margin (dB) Read Level Ant Factor Cable Loss Preamp Factor APos TPos Remark MHz dBuV/m dBuV/m dBuV dB/m dB dB cm deg 1 2389.76 42.70 54.00 -11.30 34.76 32.26 7.76 32.08 310 160 AVERAGE	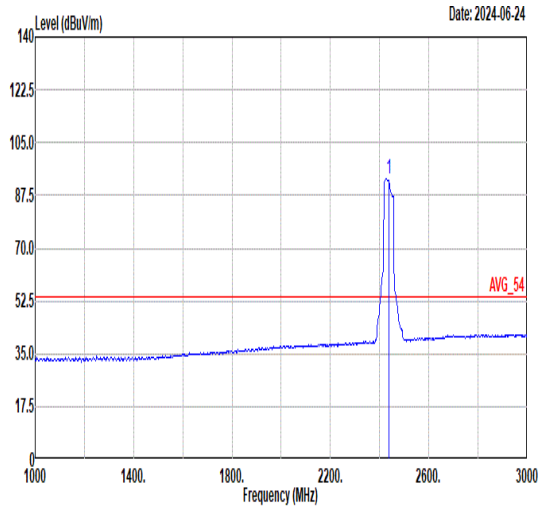 Freq Level Limit Line Margin (dB) Read Level Ant Factor Cable Loss Preamp Factor APos TPos Remark MHz dBuV/m dBuV/m dBuV dB/m dB dB cm deg 1 2437.00 92.94 ------ ------ 84.87 32.33 7.82 32.08 310 160 AVERAGE

Mode	25	
	Band Edge - R	
	2400-2483.5_802.11ax HE40_CH06_2437MHz	
ANT	10	
Pol.	Horizontal	Fundamental
Peak	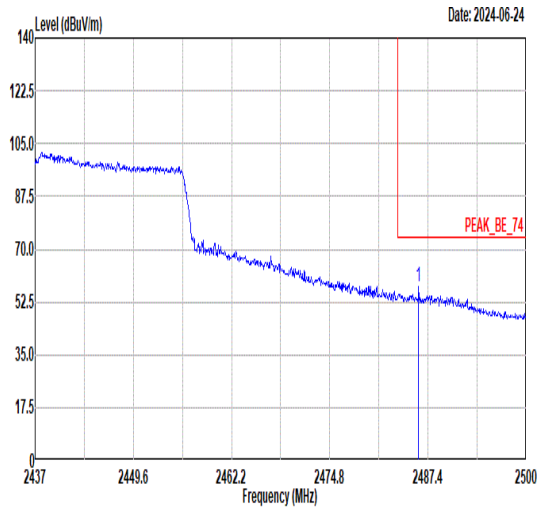 Freq Level Limit Line Margin (dB) Read Level Ant Factor Cable Loss Preamp Factor APos TPos Remark MHz dBuV/m dBuV/m dBuV dB/m dB dB cm deg 1 2486.20 57.35 74.00 -16.65 49.10 32.47 7.88 32.10 310 160 PEAK	Blank
Avg	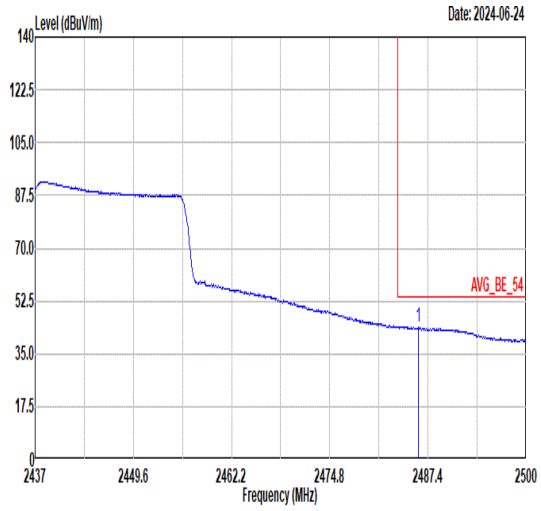 Freq Level Limit Line Margin (dB) Read Level Ant Factor Cable Loss Preamp Factor APos TPos Remark MHz dBuV/m dBuV/m dBuV dB/m dB dB cm deg 1 2486.20 43.99 54.00 -10.01 35.74 32.47 7.88 32.10 310 160 AVERAGE	Blank

Mode	25	
	Band Edge - L	
	2400-2483.5_802.11ax HE40_CH06_2437MHz	
ANT	10	
Pol.	Vertical	Fundamental
Peak	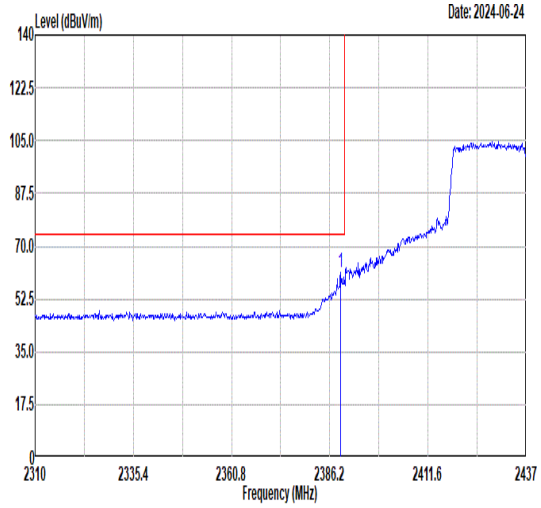 Freq Level Limit Line Margin (dB) Read Level Ant Factor Cable Loss Preamp Factor APos TPos Remark 1 2388.99 61.04 74.00 -12.96 53.10 32.26 7.76 32.08 218 300 PEAK	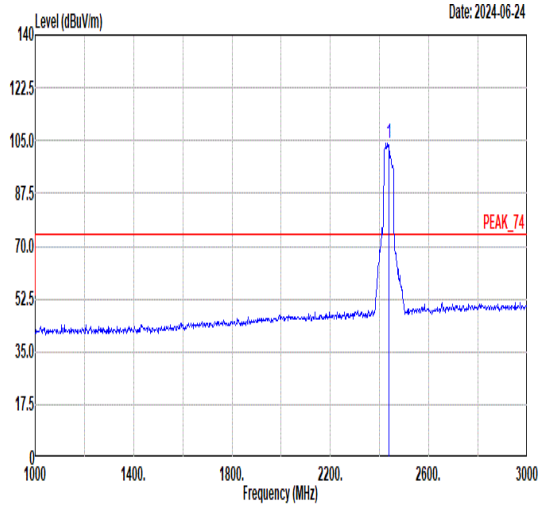 Freq Level Limit Line Margin (dB) Read Level Ant Factor Cable Loss Preamp Factor APos TPos Remark 1 2437.00 104.26 ------ ------ 96.18 32.34 7.82 32.08 218 300 PEAK
Avg	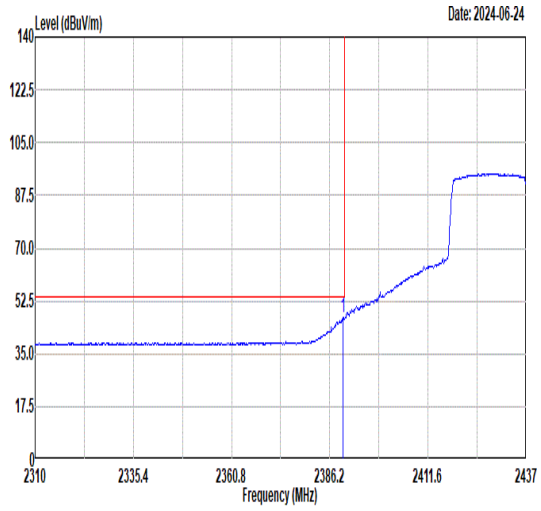 Freq Level Limit Line Margin (dB) Read Level Ant Factor Cable Loss Preamp Factor APos TPos Remark 1 2389.63 46.98 54.00 -7.02 39.04 32.26 7.76 32.08 218 300 AVERAGE	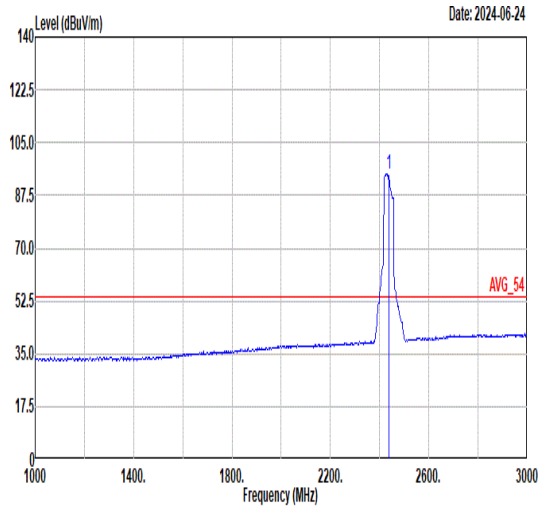 Freq Level Limit Line Margin (dB) Read Level Ant Factor Cable Loss Preamp Factor APos TPos Remark 1 2437.00 94.57 ------ ------ 86.49 32.34 7.82 32.08 218 300 AVERAGE

Mode	25	
	Band Edge - R	
	2400-2483.5_802.11ax HE40_CH06_2437MHz	
ANT	10	
Pol.	Vertical	Fundamental
Peak	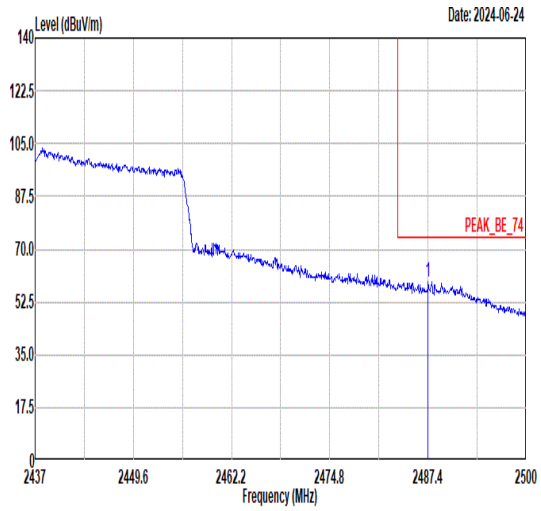 Freq Level Limit Line Margin (dB) Read Level Ant Factor Cable Loss Preamp Factor APos TPos Remark MHz dBuV/m dBuV/m dBuV dB/m dB dB cm deg 1 2487.40 59.26 74.00 -14.74 51.01 32.47 7.88 32.10 218 300 PEAK	Blank
Avg	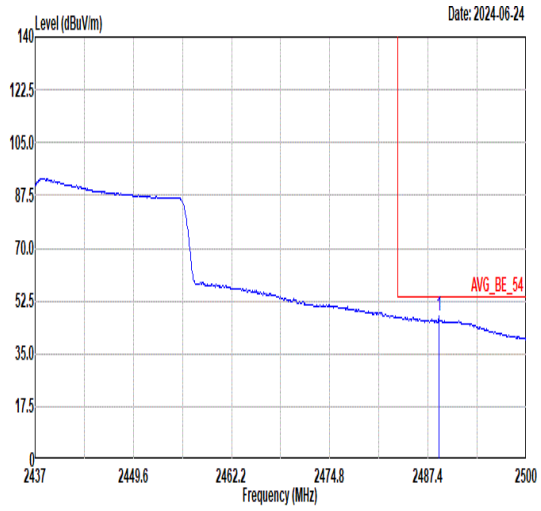 Freq Level Limit Line Margin (dB) Read Level Ant Factor Cable Loss Preamp Factor APos TPos Remark MHz dBuV/m dBuV/m dBuV dB/m dB dB cm deg 1 2488.79 47.29 54.00 -6.71 39.03 32.48 7.88 32.10 218 300 AVERAGE	Blank

Mode	26	
	Band Edge	
	2400-2483.5_802.11ax HE20_CH10_2457MHz	
ANT	10	
Pol.	Horizontal	Fundamental
Peak	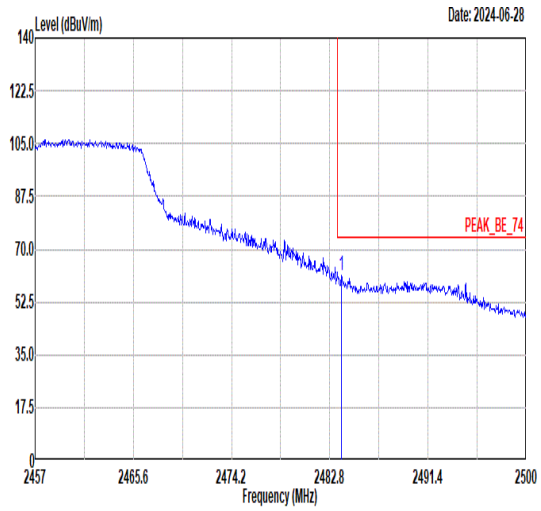 Freq Level Limit Line Margin (dB) Read Level Ant Factor Cable Loss Preamp Factor APos TPos Remark 1 2483.79 61.04 74.00 -12.96 52.80 32.46 7.88 32.10 387 220 PEAK	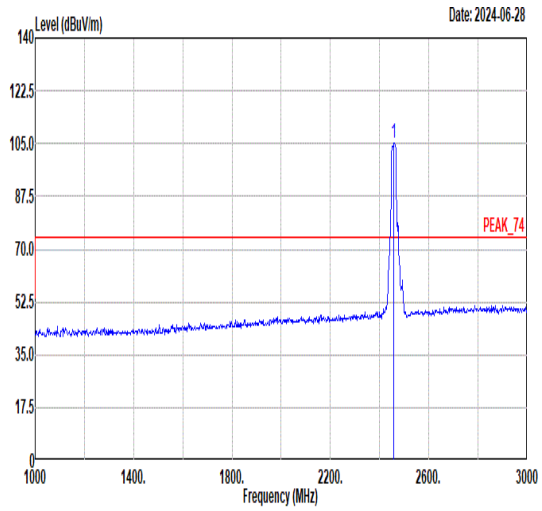 Freq Level Limit Line Margin (dB) Read Level Ant Factor Cable Loss Preamp Factor APos TPos Remark 1 2457.00 105.24 ------ ------ 97.05 32.42 7.86 32.09 387 220 PEAK
Avg	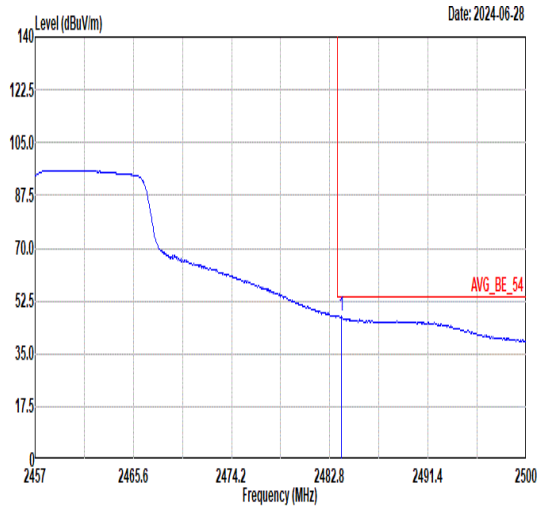 Freq Level Limit Line Margin (dB) Read Level Ant Factor Cable Loss Preamp Factor APos TPos Remark 1 2483.83 47.76 54.00 -6.24 39.52 32.46 7.88 32.10 387 220 AVERAGE	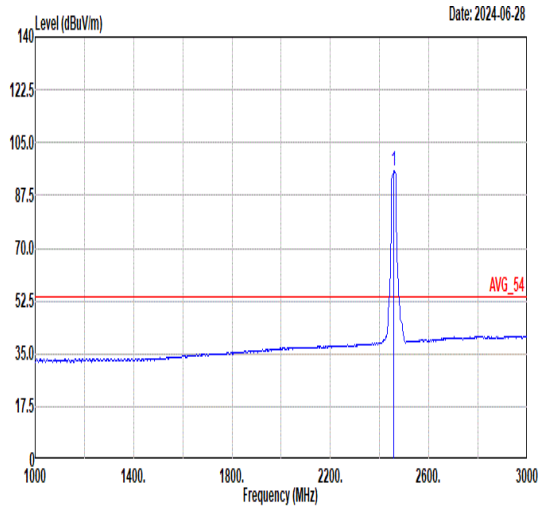 Freq Level Limit Line Margin (dB) Read Level Ant Factor Cable Loss Preamp Factor APos TPos Remark 1 2457.00 95.52 ------ ------ 87.35 32.41 7.85 32.09 387 220 AVERAGE

Mode	26	
	Band Edge	
	2400-2483.5_802.11ax HE20_CH10_2457MHz	
ANT	10	
Pol.	Vertical	Fundamental
Peak	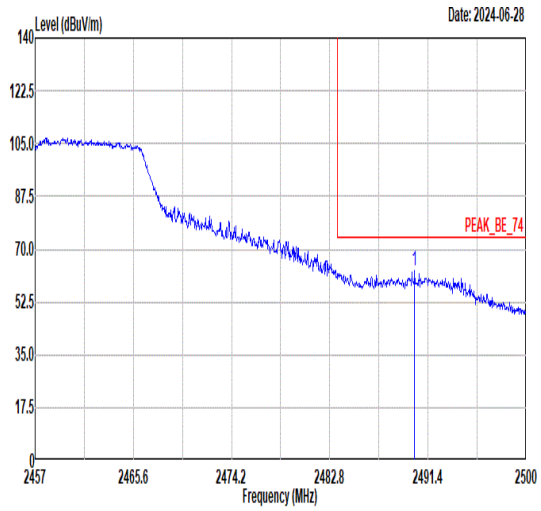 Freq Level Limit Line Margin (dB) Read Level Ant Factor Cable Loss Preamp Factor APos TPos Remark 1 2490.24 62.68 74.00 -11.32 54.42 32.48 7.88 32.10 100 222 PEAK	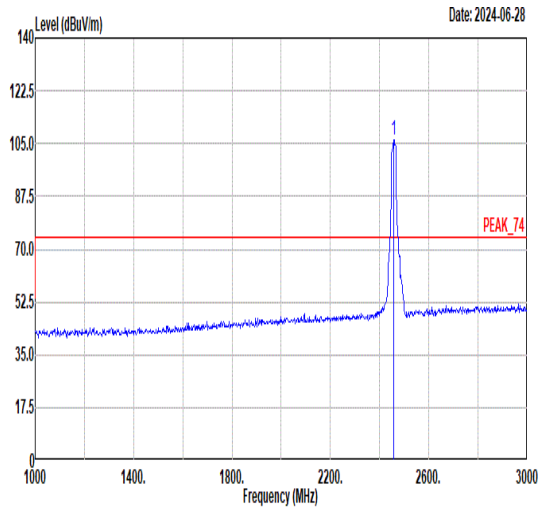 Freq Level Limit Line Margin (dB) Read Level Ant Factor Cable Loss Preamp Factor APos TPos Remark 1 2457.00 106.07 ------ ------ 97.91 32.40 7.85 32.09 100 222 PEAK
Avg	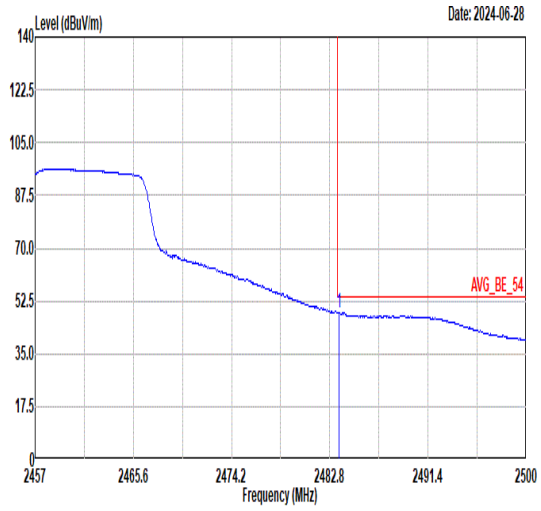 Freq Level Limit Line Margin (dB) Read Level Ant Factor Cable Loss Preamp Factor APos TPos Remark 1 2483.62 48.74 54.00 -5.26 40.50 32.46 7.88 32.10 100 222 AVERAGE	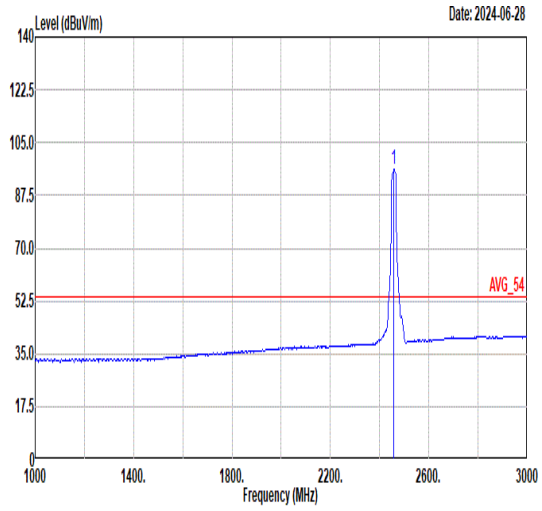 Freq Level Limit Line Margin (dB) Read Level Ant Factor Cable Loss Preamp Factor APos TPos Remark 1 2457.00 95.95 ------ ------ 87.78 32.41 7.85 32.09 100 222 AVERAGE

Mode	27	
	Band Edge - L	
	2400-2483.5_802.11ax HE40_CH08_2447MHz	
ANT	10	
Pol.	Horizontal	Fundamental
Peak	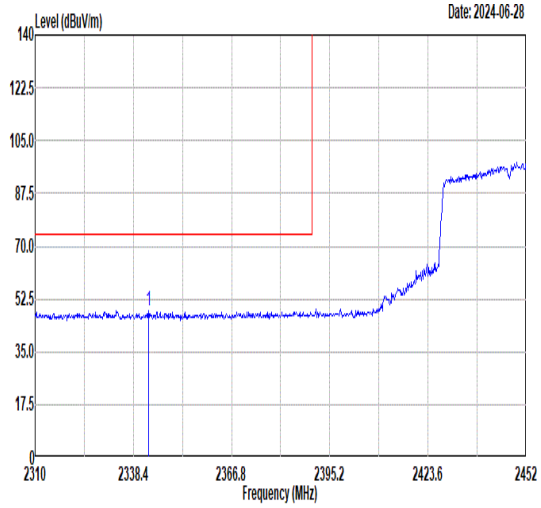 Freq Level Limit Line Margin (dB) Read Level Ant Factor Cable Loss Preamp Factor APos TPos Remark MHz dBuV/m dBuV/m dBuV dB/m dB dB cm deg 1 2342.80 48.56 74.00 -25.44 40.85 32.15 7.63 32.07 379 176 PEAK	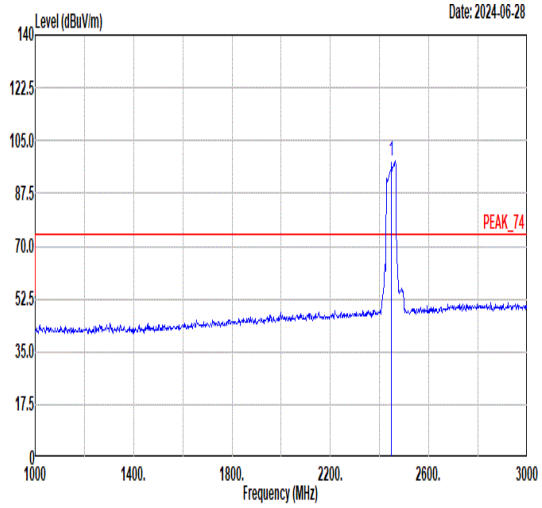 Freq Level Limit Line Margin (dB) Read Level Ant Factor Cable Loss Preamp Factor APos TPos Remark MHz dBuV/m dBuV/m dBuV dB/m dB dB cm deg 1 2447.00 98.06 ------ ------ 89.87 32.42 7.86 32.09 379 176 PEAK
Avg	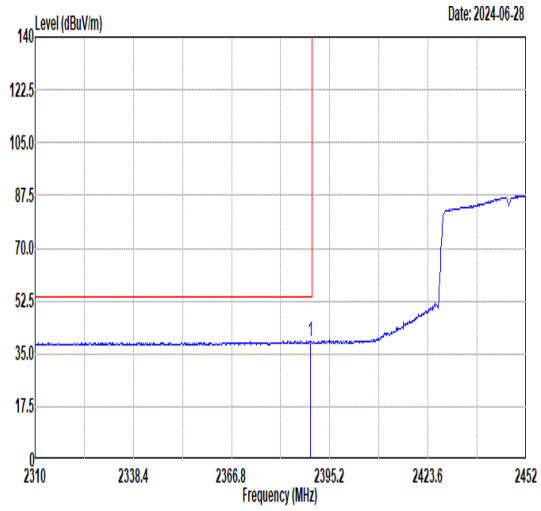 Freq Level Limit Line Margin (dB) Read Level Ant Factor Cable Loss Preamp Factor APos TPos Remark MHz dBuV/m dBuV/m dBuV dB/m dB dB cm deg 1 2389.66 39.12 54.00 -14.88 31.18 32.26 7.76 32.08 379 176 AVERAGE	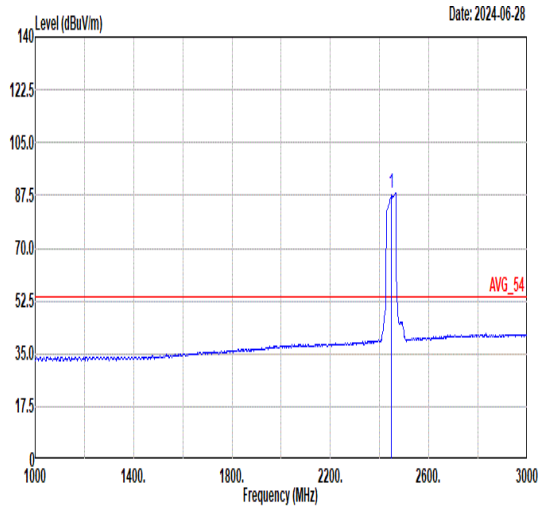 Freq Level Limit Line Margin (dB) Read Level Ant Factor Cable Loss Preamp Factor APos TPos Remark MHz dBuV/m dBuV/m dBuV dB/m dB dB cm deg 1 2447.00 88.23 ------ ------ 80.04 32.42 7.86 32.09 379 176 AVERAGE

Mode	27	
	Band Edge - R	
	2400-2483.5_802.11ax HE40_CH08_2447MHz	
ANT	10	
Pol.	Horizontal	Fundamental
Peak	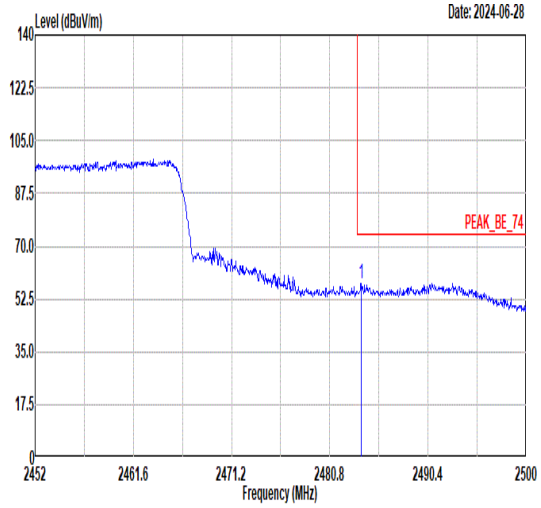 Freq Level Limit Line Margin (dB) Read Level Ant Factor Cable Loss Preamp Factor APos TPos Remark MHz dBuV/m dBuV/m dBuV dB/m dB dB cm deg 1 2483.87 57.62 74.00 -16.38 49.38 32.46 7.88 32.10 379 176 PEAK	Blank
Avg	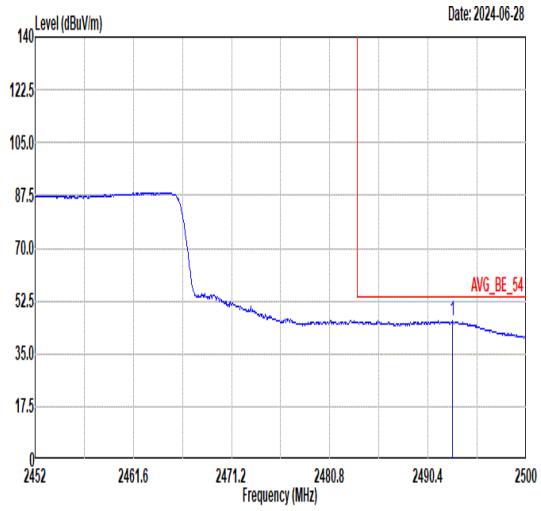 Freq Level Limit Line Margin (dB) Read Level Ant Factor Cable Loss Preamp Factor APos TPos Remark MHz dBuV/m dBuV/m dBuV dB/m dB dB cm deg 1 2492.80 45.76 54.00 -8.24 37.49 32.48 7.89 32.10 379 176 AVERAGE	Blank

Mode	27	
	Band Edge - L	
	2400-2483.5_802.11ax HE40_CH08_2447MHz	
ANT	10	
Pol.	Vertical	Fundamental
Peak	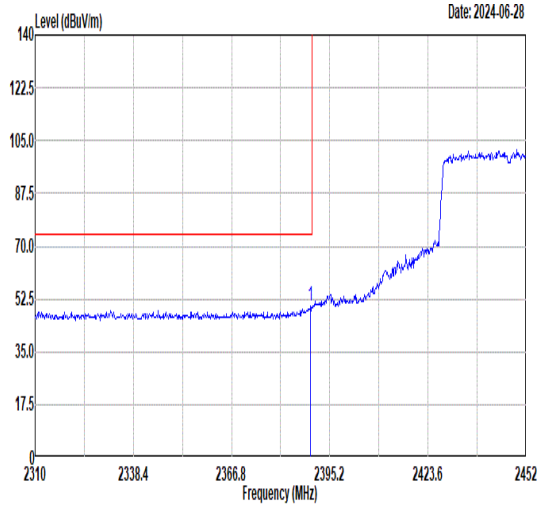 Freq Level Limit Line Margin (dB) Read Level Ant Factor Cable Loss Preamp Factor APos TPos Remark 1 2389.66 50.22 74.00 -23.78 42.28 32.26 7.76 32.08 100 302 PEAK	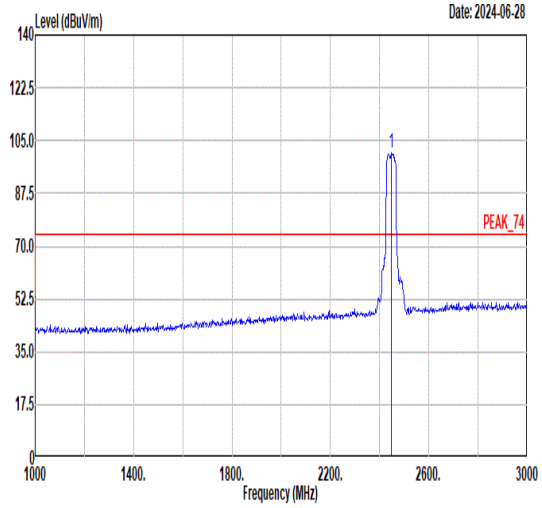 Freq Level Limit Line Margin (dB) Read Level Ant Factor Cable Loss Preamp Factor APos TPos Remark 1 2447.00 101.08 ------ ------ 92.94 32.39 7.84 32.09 100 302 PEAK
Avg	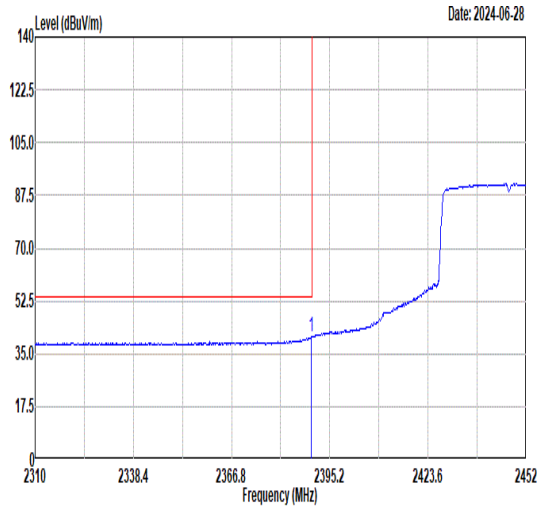 Freq Level Limit Line Margin (dB) Read Level Ant Factor Cable Loss Preamp Factor APos TPos Remark 1 2389.95 40.59 54.00 -13.41 32.65 32.26 7.76 32.08 100 302 AVERAGE	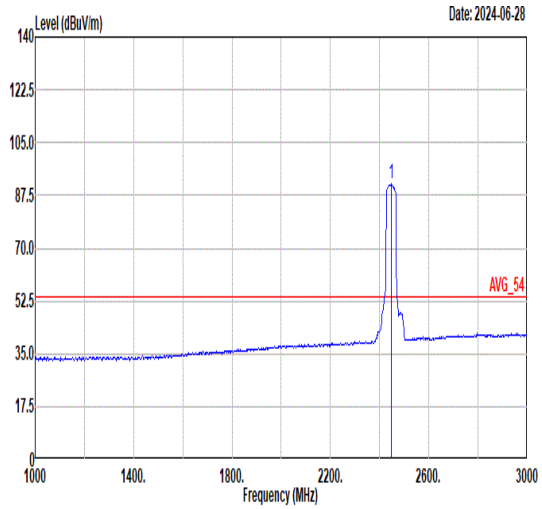 Freq Level Limit Line Margin (dB) Read Level Ant Factor Cable Loss Preamp Factor APos TPos Remark 1 2447.00 91.29 ------ ------ 83.15 32.39 7.84 32.09 100 302 AVERAGE

Mode	27	
	Band Edge - R	
	2400-2483.5_802.11ax HE40_CH08_2447MHz	
ANT	10	
Pol.	Vertical	Fundamental
Peak	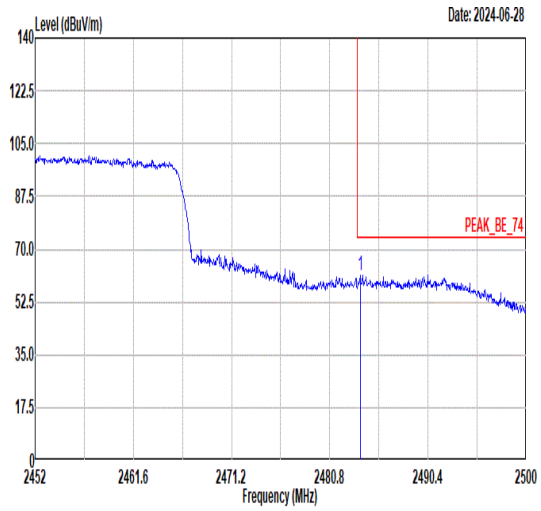 Freq Level Limit Line Margin (dB) Read Level Ant Factor Cable Loss Preamp Factor APos TPos Remark MHz dBuV/m dBuV/m dBuV dB/m dB dB cm deg 1 2483.78 61.33 74.00 -12.67 53.09 32.46 7.88 32.10 100 302 PEAK	Blank
Avg	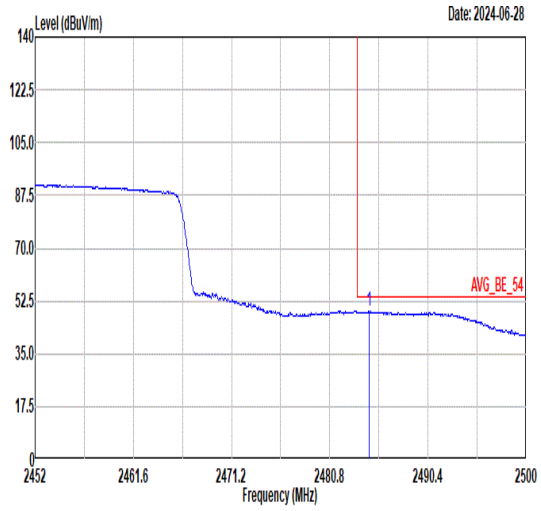 Freq Level Limit Line Margin (dB) Read Level Ant Factor Cable Loss Preamp Factor APos TPos Remark MHz dBuV/m dBuV/m dBuV dB/m dB dB cm deg 1 2484.64 48.93 54.00 -5.07 40.68 32.47 7.88 32.10 100 302 AVERAGE	Blank

Mode	28	
	Band Edge - L	
	2400-2483.5_802.11ax HE40_CH07_2442MHz	
ANT	10	
Pol.	Horizontal	Fundamental
Peak	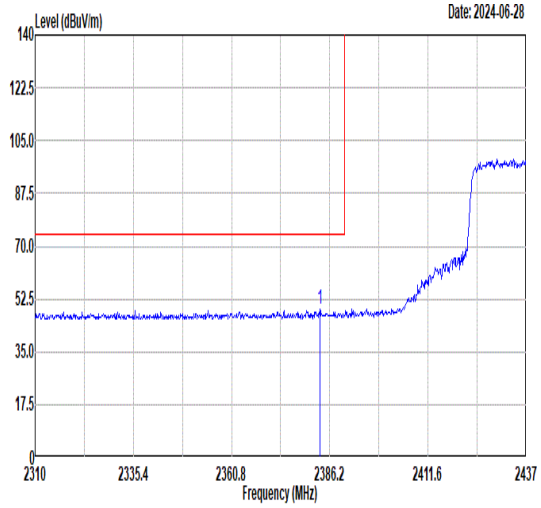 Freq Level Limit Line Margin (dB) Read Level Ant Factor Cable Loss Preamp Factor APos TPos Remark MHz dBuV/m dBuV/m dBuV dB/m dB dB cm deg 1 2383.66 49.35 74.00 -24.65 41.45 32.24 7.74 32.08 388 176 PEAK	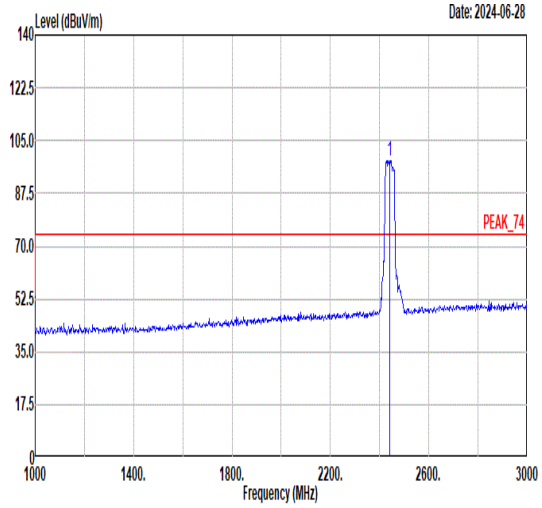 Freq Level Limit Line Margin (dB) Read Level Ant Factor Cable Loss Preamp Factor APos TPos Remark MHz dBuV/m dBuV/m dBuV dB/m dB dB cm deg 1 2442.00 98.49 ------ ------ 90.37 32.37 7.84 32.09 388 176 PEAK
Avg	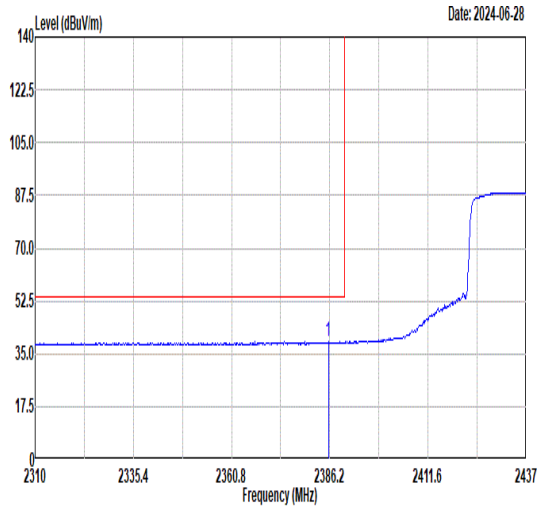 Freq Level Limit Line Margin (dB) Read Level Ant Factor Cable Loss Preamp Factor APos TPos Remark MHz dBuV/m dBuV/m dBuV dB/m dB dB cm deg 1 2385.82 39.01 54.00 -14.99 31.09 32.25 7.75 32.08 388 176 AVERAGE	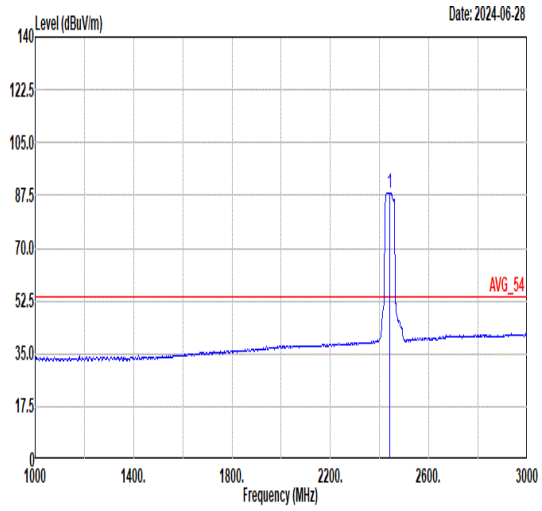 Freq Level Limit Line Margin (dB) Read Level Ant Factor Cable Loss Preamp Factor APos TPos Remark MHz dBuV/m dBuV/m dBuV dB/m dB dB cm deg 1 2442.00 88.41 ------ ------ 80.32 32.35 7.83 32.09 388 176 AVERAGE

Mode	28	
	Band Edge - R	
	2400-2483.5_802.11ax HE40_CH07_2442MHz	
ANT	10	
Pol.	Horizontal	Fundamental
Peak	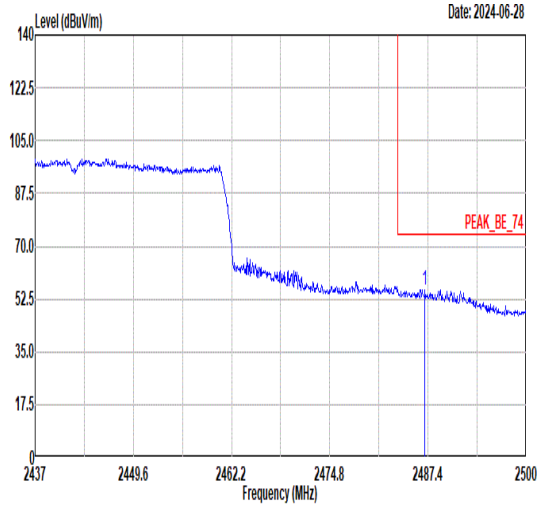 Freq Level Limit Line Margin (dB) Read Level Ant Factor Cable Loss Preamp Factor APos TPos Remark MHz dBuV/m dBuV/m dBuV dB/m dB dB cm deg 1 2487.02 55.49 74.00 -18.51 47.24 32.47 7.88 32.10 388 176 PEAK	Blank
Avg	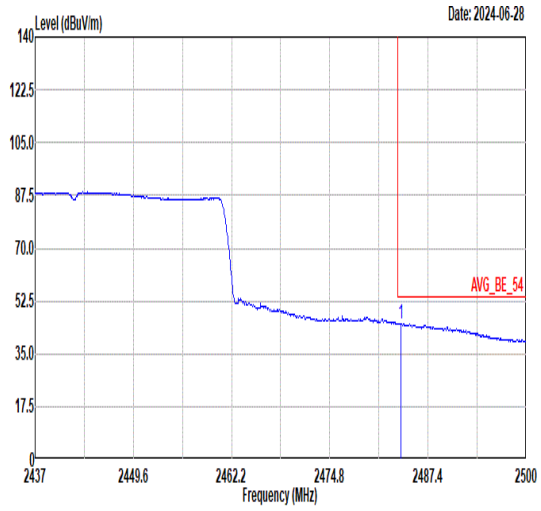 Freq Level Limit Line Margin (dB) Read Level Ant Factor Cable Loss Preamp Factor APos TPos Remark MHz dBuV/m dBuV/m dBuV dB/m dB dB cm deg 1 2483.94 44.92 54.00 -9.08 36.68 32.46 7.88 32.10 388 176 AVERAGE	Blank

Mode	28	
	Band Edge - L	
	2400-2483.5_802.11ax HE40_CH07_2442MHz	
ANT	10	
Pol.	Vertical	Fundamental
Peak	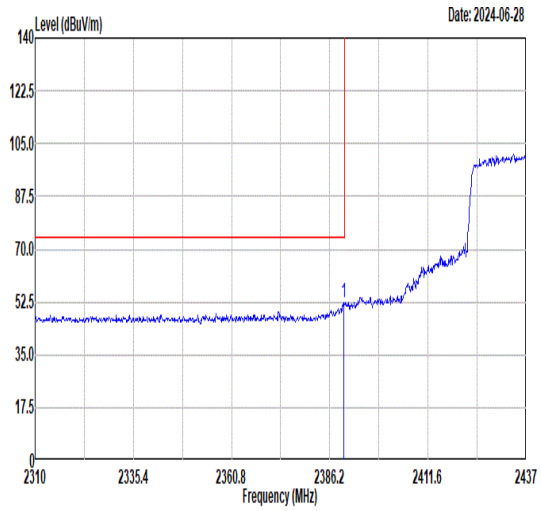 Freq Level Limit Line Margin (dB) Read Level Ant Factor Cable Loss Preamp Factor APos TPos Remark 1 2389.88 52.25 74.00 -21.75 44.31 32.26 7.76 32.08 100 300 PEAK	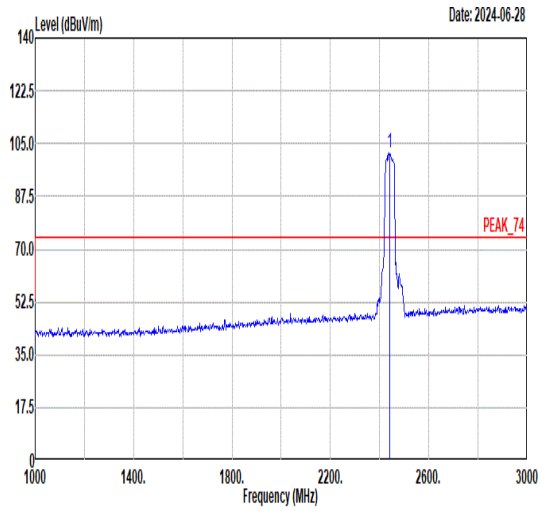 Freq Level Limit Line Margin (dB) Read Level Ant Factor Cable Loss Preamp Factor APos TPos Remark 1 2442.00 101.90 ------ ------ 93.80 32.36 7.83 32.09 100 300 PEAK
Avg	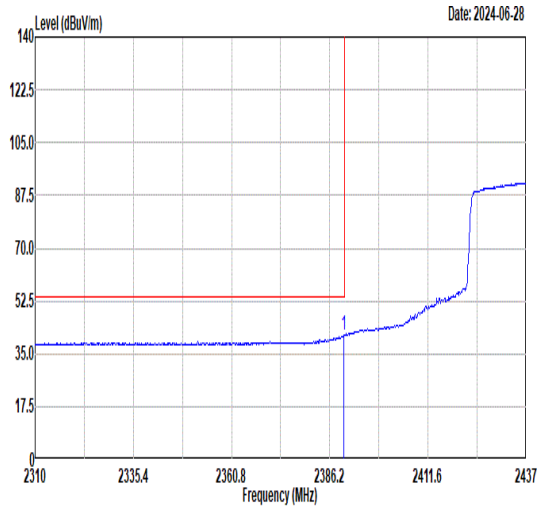 Freq Level Limit Line Margin (dB) Read Level Ant Factor Cable Loss Preamp Factor APos TPos Remark 1 2389.88 40.99 54.00 -13.01 33.05 32.26 7.76 32.08 100 300 AVERAGE	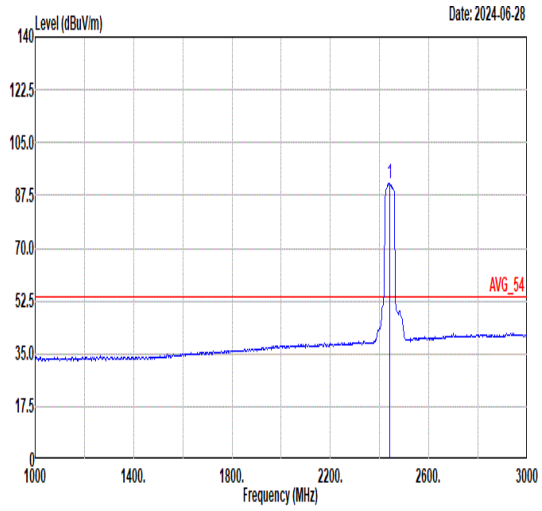 Freq Level Limit Line Margin (dB) Read Level Ant Factor Cable Loss Preamp Factor APos TPos Remark 1 2442.00 91.56 ------ ------ 83.44 32.37 7.84 32.09 100 300 AVERAGE

Mode	28	
	Band Edge - R	
	2400-2483.5_802.11ax HE40_CH07_2442MHz	
ANT	10	
Pol.	Vertical	Fundamental
Peak	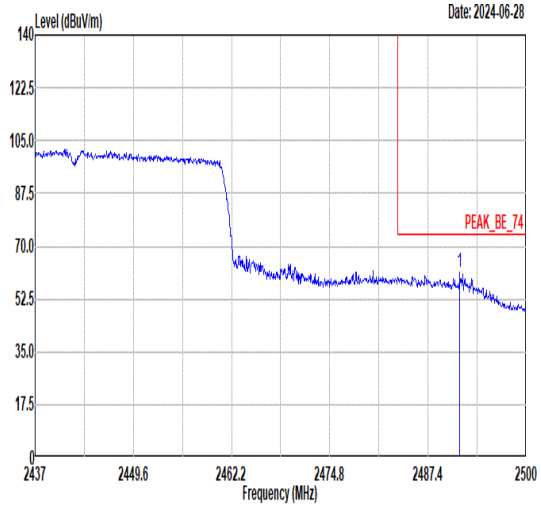 Freq Level Limit Line Margin (dB) Read Level Ant Factor Cable Loss Preamp Factor APos TPos Remark MHz dBuV/m dBuV/m dBuV dB/m dB dB cm deg 1 2491.50 61.06 74.00 -12.94 52.79 32.48 7.89 32.10 100 300 PEAK	Blank
Avg	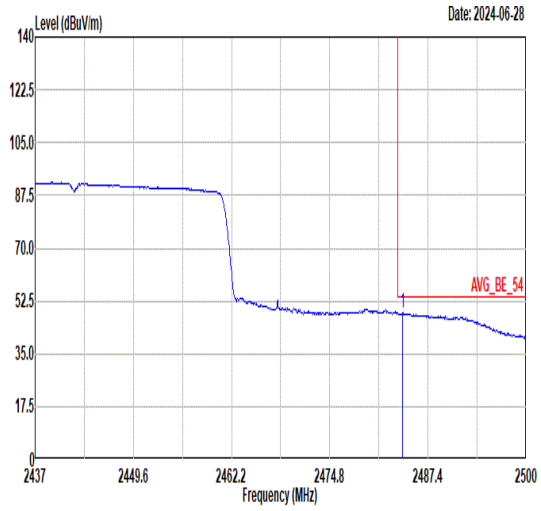 Freq Level Limit Line Margin (dB) Read Level Ant Factor Cable Loss Preamp Factor APos TPos Remark MHz dBuV/m dBuV/m dBuV dB/m dB dB cm deg 1 2484.12 48.42 54.00 -5.58 40.17 32.47 7.88 32.10 100 300 AVERAGE	Blank

Mode	30	
	Band Edge - L	
	2400-2483.5_802.11ax HE40_CH09_2452MHz+Band13 Link	
ANT	10+0	
Pol.	Horizontal	Fundamental
Peak	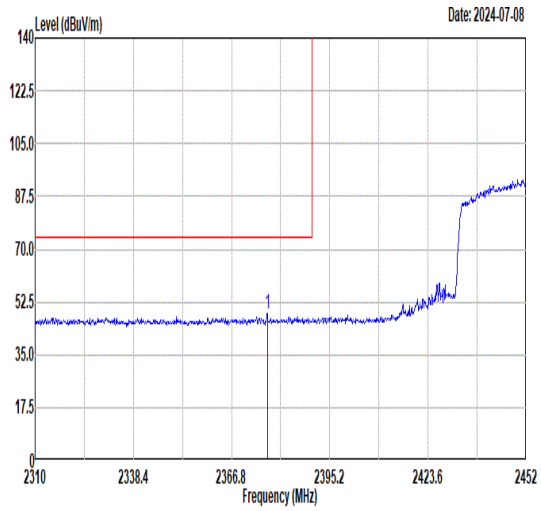 Freq Level Limit Line Margin (dB) Read Level Ant Factor Cable Loss Preamp Factor APos TPos Remark MHz dBuV/m dBuV/m dBuV dB/m dB dB cm deg 1 2377.17 48.59 74.00 -25.41 42.23 30.72 7.72 32.08 349 340 PEAK	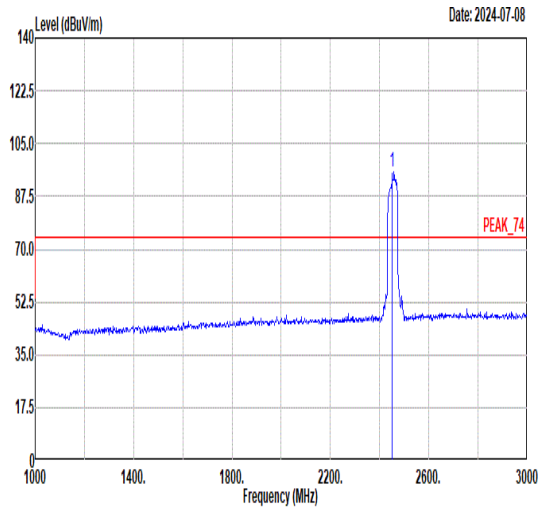 Freq Level Limit Line Margin (dB) Read Level Ant Factor Cable Loss Preamp Factor APos TPos Remark MHz dBuV/m dBuV/m dBuV dB/m dB dB cm deg 1 2452.00 95.47 ------ ------ 89.00 30.71 7.85 32.09 349 340 PEAK
Avg	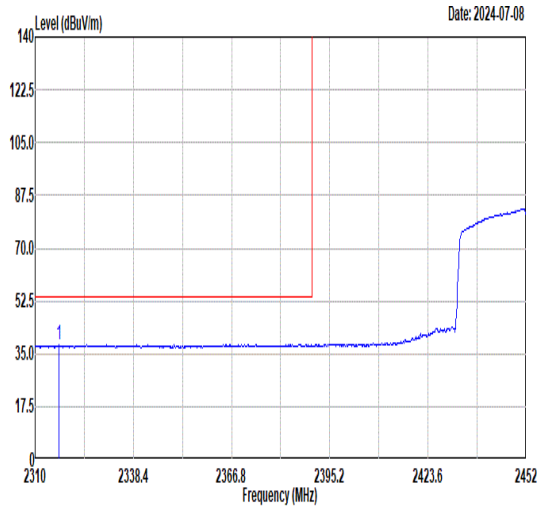 Freq Level Limit Line Margin (dB) Read Level Ant Factor Cable Loss Preamp Factor APos TPos Remark MHz dBuV/m dBuV/m dBuV dB/m dB dB cm deg 1 2316.82 38.20 54.00 -15.80 31.97 30.74 7.55 32.06 349 340 AVERAGE	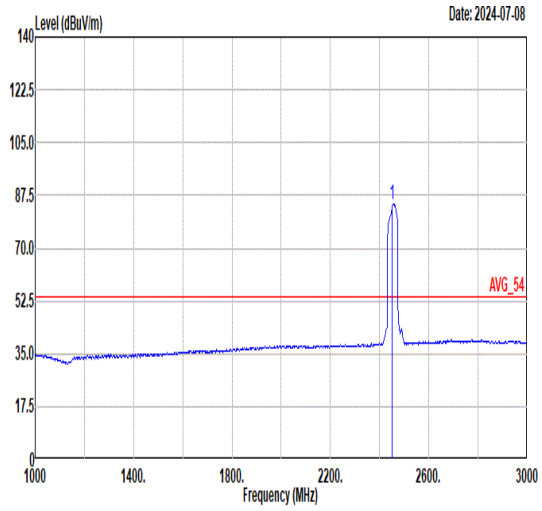 Freq Level Limit Line Margin (dB) Read Level Ant Factor Cable Loss Preamp Factor APos TPos Remark MHz dBuV/m dBuV/m dBuV dB/m dB dB cm deg 1 2452.00 84.42 ------ ------ 77.95 30.71 7.85 32.09 349 340 AVERAGE

Mode	30	
	Band Edge - R	
	2400-2483.5_802.11ax HE40_CH09_2452MHz+Band13 BW5M	
ANT	10+0	
Pol.	Horizontal	Fundamental
Peak	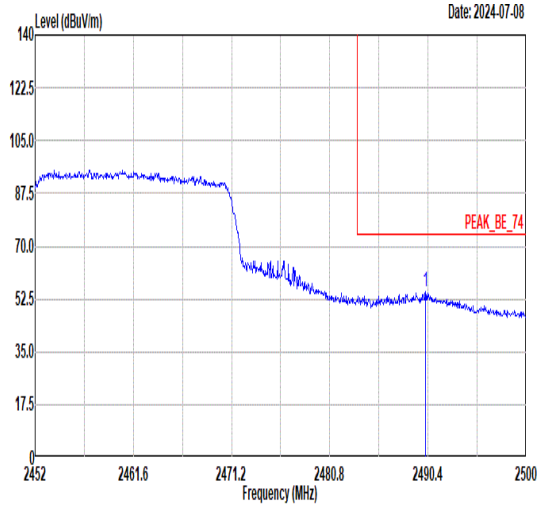 Freq Level Limit Line Margin (dB) Read Level Ant Factor Cable Loss Preamp Factor APos TPos Remark MHz dBuV/m dBuV/m dBuV dB/m dB dB cm deg 1 2490.16 54.93 74.00 -19.07 48.45 30.70 7.88 32.10 349 340 PEAK	Blank
Avg	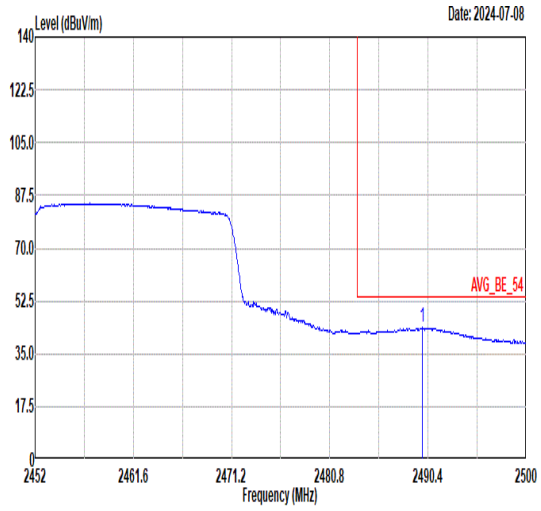 Freq Level Limit Line Margin (dB) Read Level Ant Factor Cable Loss Preamp Factor APos TPos Remark MHz dBuV/m dBuV/m dBuV dB/m dB dB cm deg 1 2489.82 43.80 54.00 -10.20 37.32 30.70 7.88 32.10 349 340 AVERAGE	Blank

Mode	30	
	Band Edge - L	
	2400-2483.5_802.11ax HE40_CH09_2452MHz+Band13 Link	
ANT	10+0	
Pol.	Vertical	Fundamental
Peak	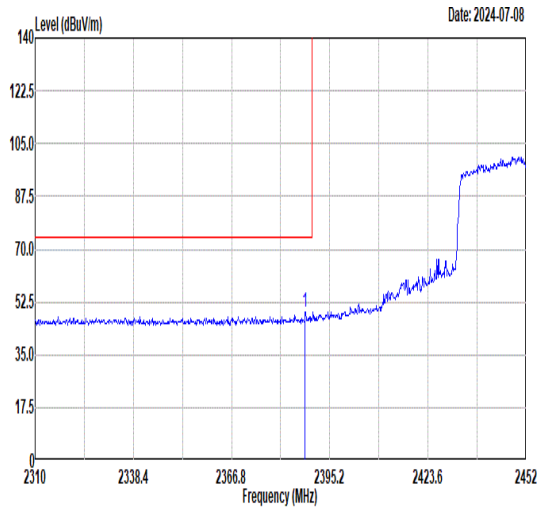 Freq Level Limit Line Margin Read Level Ant Factor Cable Loss Preamp Factor APos TPos Remark MHz dBuV/m dBuV/m dB dBuV dB/m dB dB cm deg 1 2388.10 49.28 74.00 -24.72 42.88 30.72 7.76 32.08 104 41 PEAK	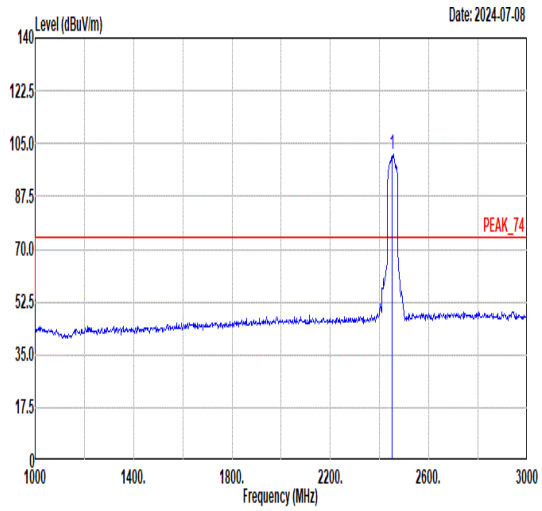 Freq Level Limit Line Margin Read Level Ant Factor Cable Loss Preamp Factor APos TPos Remark MHz dBuV/m dBuV/m dB dBuV dB/m dB dB cm deg 1 2452.00 101.48 ------ ------ 95.01 30.71 7.85 32.09 104 41 PEAK
Avg	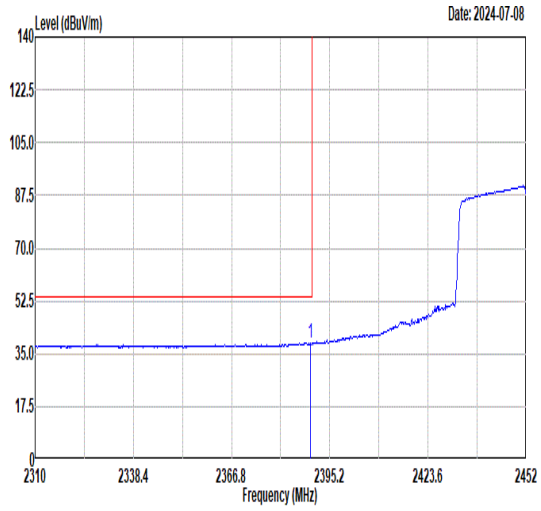 Freq Level Limit Line Margin Read Level Ant Factor Cable Loss Preamp Factor APos TPos Remark MHz dBuV/m dBuV/m dB dBuV dB/m dB dB cm deg 1 2389.66 38.67 54.00 -15.33 32.27 30.72 7.76 32.08 104 41 AVERAGE	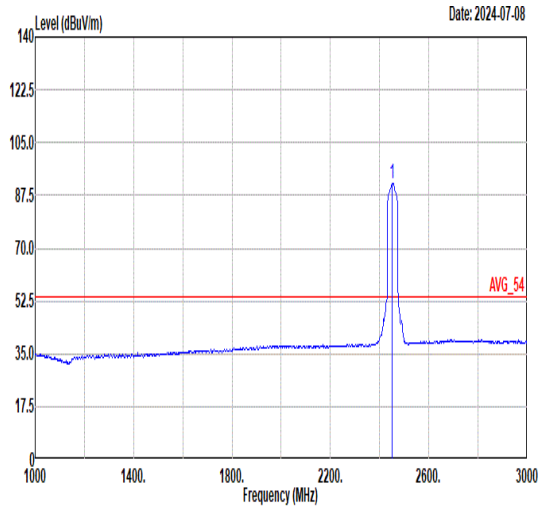 Freq Level Limit Line Margin Read Level Ant Factor Cable Loss Preamp Factor APos TPos Remark MHz dBuV/m dBuV/m dB dBuV dB/m dB dB cm deg 1 2452.00 91.47 ------ ------ 85.00 30.71 7.85 32.09 104 41 AVERAGE

Mode	30	
	Band Edge - R	
	2400-2483.5_802.11ax HE40_CH09_2452MHz+Band13 Link	
ANT	10+0	
Pol.	Vertical	Fundamental
Peak	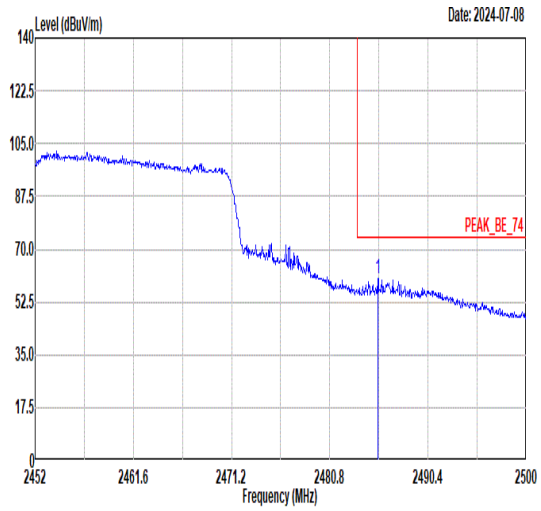 Freq Level Limit Line Margin Read Level Ant Factor Cable Loss Preamp Factor APos TPos Remark MHz dBuV/m dBuV/m dB dBuV dB/m dB dB cm deg 1 2485.50 60.39 74.00 -13.61 53.91 30.70 7.88 32.10 104 41 PEAK	Blank
Avg	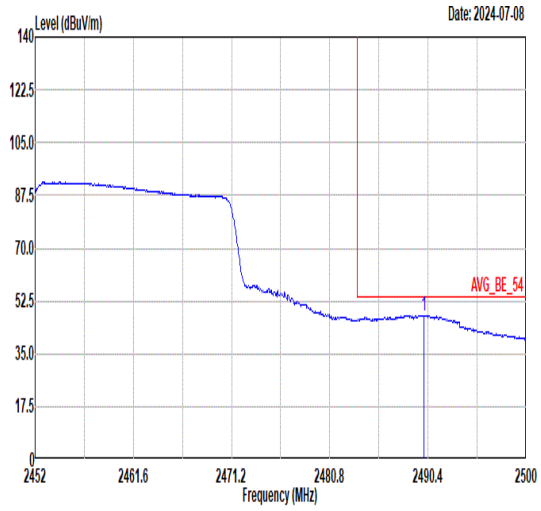 Freq Level Limit Line Margin Read Level Ant Factor Cable Loss Preamp Factor APos TPos Remark MHz dBuV/m dBuV/m dB dBuV dB/m dB dB cm deg 1 2489.97 47.76 54.00 -6.24 41.28 30.70 7.88 32.10 104 41 AVERAGE	Blank

Mode	30	
	Harmonic	
	2400-2483.5_802.11ax HE40_CH09_2452MHz+Band13 Link	
ANT	10+0	
Pol.	Horizontal	Vertical
Peak Avg	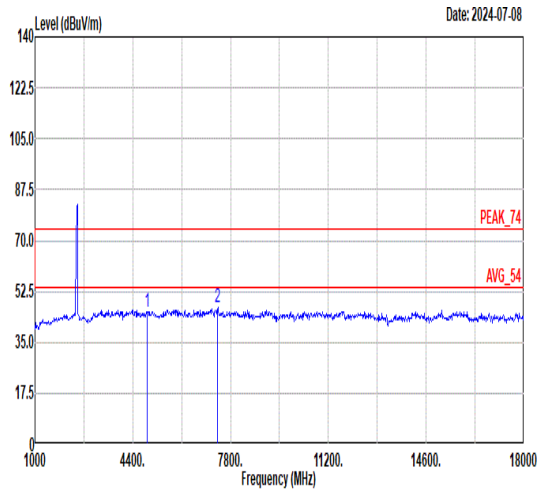 Freq Level Limit Line Margin Read Level Ant Factor Cable Loss Preamp Factor APos TPos Remark MHz dBuV/m dBuV/m dB dBuV dB/m dB dB cm deg 1 4904.00 45.57 74.00 -28.43 51.14 34.86 11.11 51.54 -- -- Peak 2 7356.00 46.86 74.00 -27.14 48.58 36.34 13.11 51.17 -- -- Peak	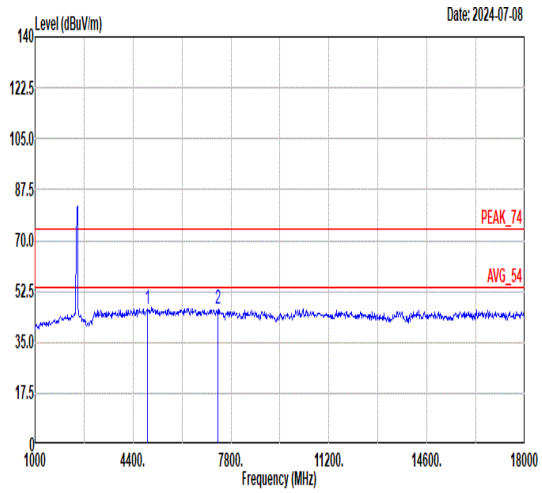 Freq Level Limit Line Margin Read Level Ant Factor Cable Loss Preamp Factor APos TPos Remark MHz dBuV/m dBuV/m dB dBuV dB/m dB dB cm deg 1 4904.00 46.23 74.00 -27.77 51.80 34.86 11.11 51.54 -- -- Peak 2 7356.00 46.30 74.00 -27.70 48.02 36.34 13.11 51.17 -- -- Peak

Note: the highest signal over limit is WLAN co-location fundamental signal.

Appendix D. Duty Cycle Plots

Band	Duty Cycle(%)	T(ms)	1/T(kHz)	VBW Setting
802.11b	99.52	-	-	10Hz
802.11g	97.20	1.390	0.719	1KHz
802.11ax HE20	96.23	1.020	0.980	1KHz
802.11ax HE40	91.38	0.530	1.887	3KHz

802.11b

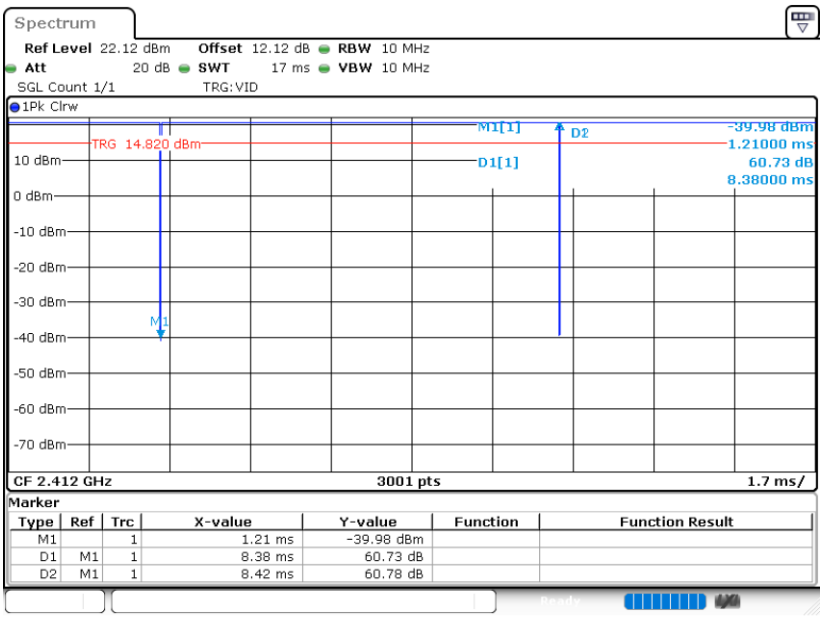

802.11g

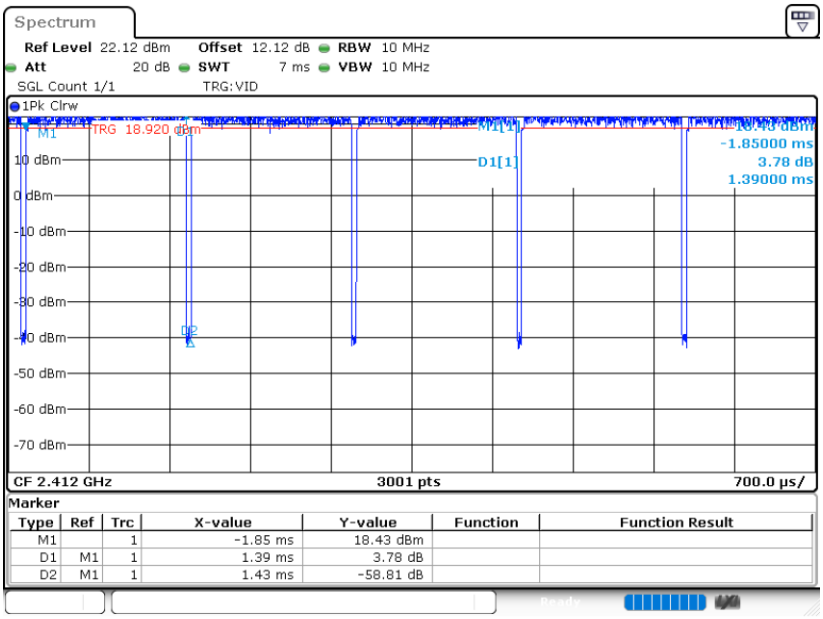

Date: 20.JUN.2024 16:48:22

802.11ax HE20

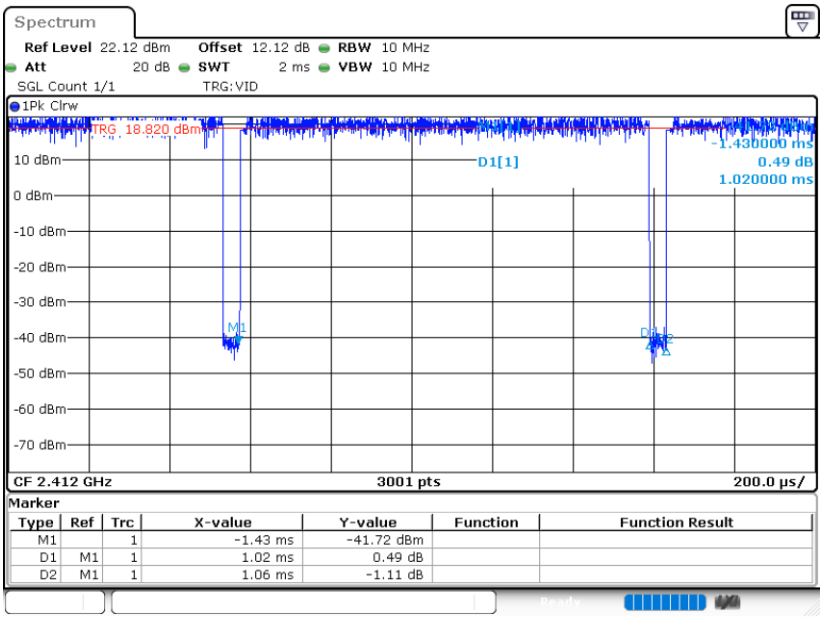

Date: 20.JUN.2024 16:52:30

802.11 ax HE 40

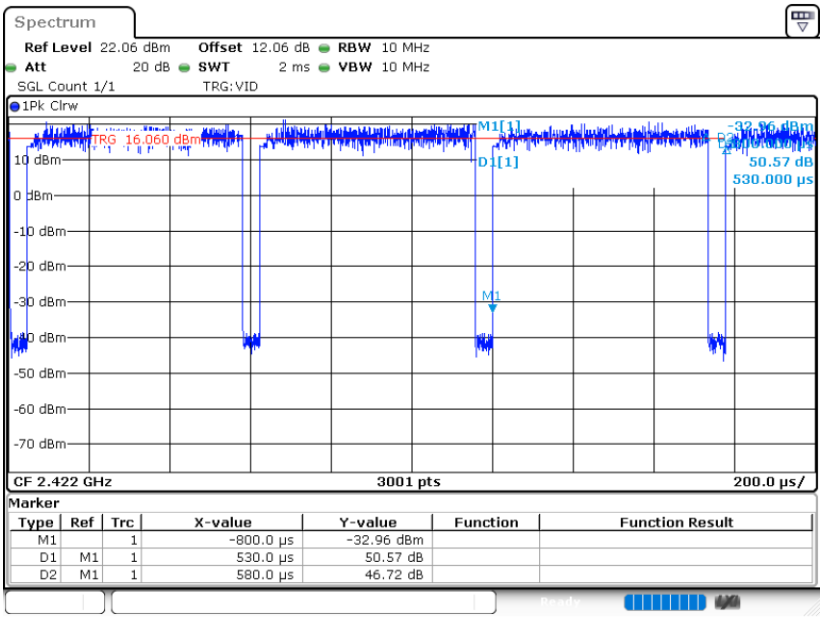

Date: 20.JUN.2024 17:01:00