Test Engineer :	Yuki Tang	**Temperature :**	22~24℃
		Relative Humidity :	44~50%
Test Voltage :	120Vac / 60Hz	**Phase :**	Neutral
Remark :	All emissions not reported here are more than 10 dB below the prescribed limit.		

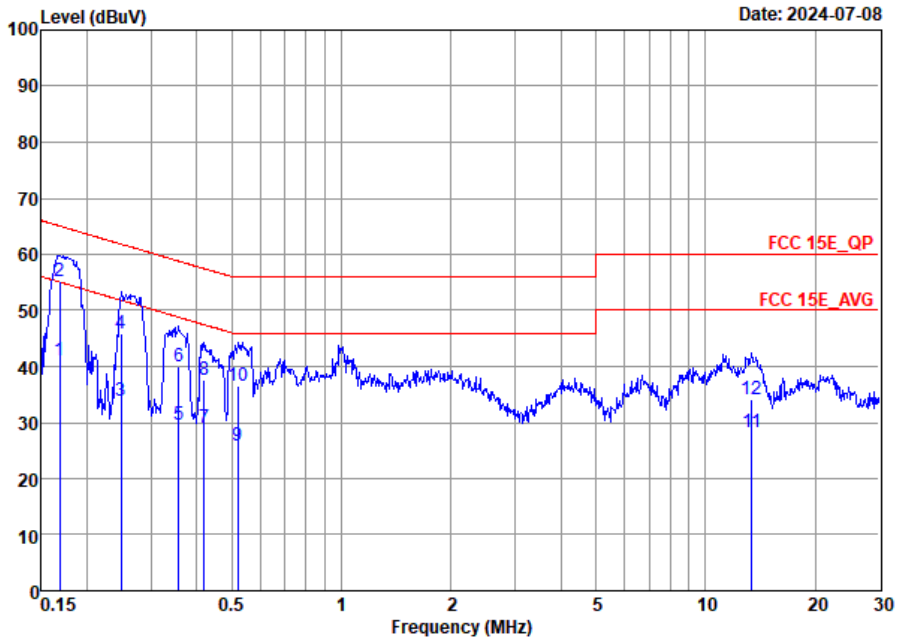

		Freq	Level	Over Limit	Limit Line	Read Level	LISN Factor	Cable Loss	Remark
		MHz	dBuV	dB	dBuV	dBuV	dB	dB	
1		0.17	41.02	-14.01	55.03	20.40	10.48	10.14	Average
2	*	0.17	55.32	-9.71	65.03	34.70	10.48	10.14	QP
3		0.25	33.81	-18.01	51.82	13.51	10.15	10.15	Average
4		0.25	45.91	-15.91	61.82	25.61	10.15	10.15	QP
5		0.36	29.72	-19.06	48.78	9.30	10.26	10.16	Average
6		0.36	40.12	-18.66	58.78	19.70	10.26	10.16	QP
7		0.42	29.12	-18.34	47.46	8.99	9.97	10.16	Average
8		0.42	37.72	-19.74	57.46	17.59	9.97	10.16	QP
9		0.52	25.99	-20.01	46.00	5.70	10.13	10.16	Average
10		0.52	36.59	-19.41	56.00	16.30	10.13	10.16	QP
11		13.41	28.19	-21.81	50.00	7.50	10.23	10.46	Average
12		13.41	34.19	-25.81	60.00	13.50	10.23	10.46	QP

Note:

1. Level(dBμV) = Read Level(dBμV) + LISN Factor(dB) + Cable Loss(dB)
2. Over Limit(dB) = Level(dBμV) – Limit Line(dBμV)

Appendix C. Radiated Spurious Emission Test Data

Test Engineer :	HuaCong Liang	Relative Humidity :	50%
		Temperature :	20-22℃

Radiated Spurious Emission Test Modes

Mode	Band	Band (GHz)	Ant	Modulation	Ch.	Freq.	Data Rate	RU	Remark
Mode 1	U-NII-1	5.15-5.25	10	802.11a	36	5180	6Mbps	-	-
Mode 2	U-NII-1	5.15-5.25	10	802.11a	44	5120	6Mbps	-	-
Mode 3	U-NII-1	5.15-5.25	10	802.11a	48	5240	6Mbps	-	-
Mode 4	U-NII-1	5.15-5.25	10	802.11ax HE20	36	5180	MCS0	Full RU	-
Mode 5	U-NII-1	5.15-5.25	10	802.11ax HE20	44	5120	MCS0	Full RU	-
Mode 6	U-NII-1	5.15-5.25	10	802.11ax HE20	48	5240	MCS0	Full RU	-
Mode 7	U-NII-1	5.15-5.25	10	802.11ax HE40	38	5190	MCS0	Full RU	-
Mode 8	U-NII-1	5.15-5.25	10	802.11ax HE40	46	5230	MCS0	Full RU	-
Mode 9	U-NII-1	5.15-5.25	10	802.11ax HE80	42	5210	MCS0	Full RU	-
Mode 10	U-NII-2A	5.25-5.35	10	802.11a	52	5260	6Mbps	-	-
Mode 11	U-NII-2A	5.25-5.35	10	802.11a	60	5300	6Mbps	-	-
Mode 12	U-NII-2A	5.25-5.35	10	802.11a	64	5320	6Mbps	-	-
Mode 13	U-NII-2A	5.25-5.35	10	802.11ax HE20	52	5260	MCS0	Full RU	-
Mode 14	U-NII-2A	5.25-5.35	10	802.11ax HE20	60	5300	MCS0	Full RU	-
Mode 15	U-NII-2A	5.25-5.35	10	802.11ax HE20	64	5320	MCS0	Full RU	-
Mode 16	U-NII-2A	5.25-5.35	10	802.11ax HE40	54	5270	MCS0	Full RU	-
Mode 17	U-NII-2A	5.25-5.35	10	802.11ax HE40	62	5310	MCS0	Full RU	-
Mode 18	U-NII-2A	5.25-5.35	10	802.11ax HE80	58	5290	MCS0	Full RU	-
Mode 19	U-NII-2C	5.47-5.725	10	802.11a	100	5500	6Mbps	-	-
Mode 20	U-NII-2C	5.47-5.725	10	802.11a	116	5580	6Mbps	-	-
Mode 21	U-NII-2C	5.47-5.725	10	802.11a	140	5700	6Mbps	-	-
Mode 22	U-NII-2C	5.47-5.725	10	802.11ax HE20	100	5500	MCS0	Full RU	-
Mode 23	U-NII-2C	5.47-5.725	10	802.11ax HE20	116	5580	MCS0	Full RU	-
Mode 24	U-NII-2C	5.47-5.725	10	802.11ax HE20	140	5700	MCS0	Full RU	-
Mode 25	U-NII-2C	5.47-5.725	10	802.11ax HE40	102	5510	MCS0	Full RU	-
Mode 26	U-NII-2C	5.47-5.725	10	802.11ax HE40	134	5670	MCS0	Full RU	-
Mode 27	U-NII-2C	5.47-5.725	10	802.11ax HE80	106	5530	MCS0	Full RU	-
Mode 28	U-NII-2C	5.47-5.725	10	802.11ax HE80	122	5610	MCS0	Full RU	-
Mode 29	U-NII-3	5.725-5.85	10	802.11a	149	5745	6Mbps	-	-
Mode 30	U-NII-3	5.725-5.85	10	802.11a	157	5785	6Mbps	-	-
Mode 31	U-NII-3	5.725-5.85	10	802.11a	165	5825	6Mbps	-	-
Mode 32	U-NII-3	5.725-5.85	10	802.11ax HE20	149	5745	MCS0	Full RU	-
Mode 33	U-NII-3	5.725-5.85	10	802.11ax HE20	157	5785	MCS0	Full RU	-
Mode 34	U-NII-3	5.725-5.85	10	802.11ax HE20	165	5825	MCS0	Full RU	-
Mode 35	U-NII-3	5.725-5.85	10	802.11ax HE40	151	5755	MCS0	Full RU	-
Mode 36	U-NII-3	5.725-5.85	10	802.11ax HE40	159	5795	MCS0	Full RU	-
Mode 37	U-NII-3	5.725-5.85	10	802.11ax HE80	155	5775	MCS0	Full RU	-
Mode 38	U-NII-1	5.15-5.25	10	802.11ax HE20	36	5180	MCS0	Partial RU (26/0)	-
Mode 39	U-NII-2A	5.25-5.35	10	802.11ax HE20	64	5320	MCS0	Partial RU (52/40)	-
Mode 40	U-NII-2C	5.47-5.725	10	802.11ax HE20	100	5500	MCS0	Partial RU (26/0)	-
Mode 41	U-NII-2C	5.47-5.725	10	802.11ax HE20	140	5700	MCS0	Partial RU (26/8)	-
Mode 42	U-NII-3	5.725-5.85	10	802.11ax HE20	149	5745	MCS0	Partial RU (26/0)	-
Mode 43	U-NII-3	5.725-5.85	10	802.11ax HE20	165	5825	MCS0	Partial RU (26/8)	-
Mode 45	U-NII-2A	5.25-5.35	10	802.11ax HE80	58	5290	MCS0	-	LF
Mode 48	2.4G	2.4~2.4835	10	Bluetooth LE	38	2478	2M	-	
	U-NII-2A	5.25-5.35	10	802.11ax HE80	58	5290	MCS0	Full RU	
	LTE Band 13 Link								

Summary of each worse mode

Mode	Modulation	Ch.	Freq. (MHz)	Level (dBuV/m)	Limit (dBuV/m)	Margin (dB)	Pol.	Peak Avg.	Result	Remark
1	802.11a	36	5149.67	46.30	54.00	-7.70	H	AVERAGE	Pass	Band Edge
1	802.11a	36	10360.00	48.09	68.30	-20.21	V	Peak	Pass	Harmonic
2	802.11a	44	-	-	-	-	-	-	-	Band Edge
2	802.11a	44	10440.00	49.19	68.30	-19.11	H	Peak	Pass	Harmonic
3	802.11a	48	-	-	-	-	-	-	-	Band Edge
3	802.11a	48	10480.00	48.24	68.30	-20.06	H	Peak	Pass	Harmonic
4	802.11ax HE20	36	5149.85	47.16	54.00	-6.84	H	AVERAGE	Pass	Band Edge
4	802.11ax HE20	36	10360.00	49.09	68.30	-19.21	V	Peak	Pass	Harmonic
5	802.11ax HE20	44	-	-	-	-	-	-	-	Band Edge
5	802.11ax HE20	44	10440.00	48.87	68.30	-19.43	V	Peak	Pass	Harmonic
6	802.11ax HE20	48	-	-	-	-	-	-	-	Band Edge
6	802.11ax HE20	48	10480.00	48.53	68.30	-19.77	V	Peak	Pass	Harmonic
7	802.11ax HE40	38	5149.61	48.49	54.00	-5.51	V	AVERAGE	Pass	Band Edge
7	802.11ax HE40	38	-	-	-	-	-	-	-	Harmonic
8	802.11ax HE40	46	5146.88	45.24	54.00	-8.76	H	AVERAGE	Pass	Band Edge
8	802.11ax HE40	46	-	-	-	-	-	-	-	Harmonic
9	802.11ax HE80	42	5149.44	48.02	54.00	-5.98	V	AVERAGE	Pass	Band Edge
9	802.11ax HE80	42	-	-	-	-	-	-	-	Harmonic
10	802.11a	52	-	-	-	-	-	-	-	Band Edge
10	802.11a	52	10520.00	48.77	68.30	-19.53	V	Peak	Pass	Harmonic
11	802.11a	60	-	-	-	-	-	-	-	Band Edge
11	802.11a	60	10600.00	43.92	54.00	-10.08	V	Average	Pass	Harmonic
12	802.11a	64	5352.70	44.97	54.00	-9.03	H	AVERAGE	Pass	Band Edge
12	802.11a	64	10640.00	44.34	54.00	-9.66	V	Average	Pass	Harmonic
13	802.11ax HE20	52	-	-	-	-	-	-	-	Band Edge
13	802.11ax HE20	52	10520.00	48.46	68.30	-19.84	V	Peak	Pass	Harmonic
14	802.11ax HE20	60	-	-	-	-	-	-	-	Band Edge
14	802.11ax HE20	60	10600.00	44.19	54.00	-9.81	V	Average	Pass	Harmonic
15	802.11ax HE20	64	5350.31	45.77	54.00	-8.23	H	AVERAGE	Pass	Band Edge
15	802.11ax HE20	64	10640.00	43.94	54.00	-10.06	V	Average	Pass	Harmonic
16	802.11ax HE40	54	5353.33	46.31	54.00	-7.69	V	AVERAGE	Pass	Band Edge
16	802.11ax HE40	54	-	-	-	-	-	-	-	Harmonic
17	802.11ax HE40	62	5350.13	48.86	54.00	-5.14	V	AVERAGE	Pass	Band Edge
17	802.11ax HE40	62	-	-	-	-	-	-	-	Harmonic
18	802.11ax HE80	58	5350.62	48.87	54.00	-5.13	H	AVERAGE	Pass	Band Edge
18	802.11ax HE80	58	10580.00	48.33	68.30	-19.97	H	Peak	Pass	Harmonic
19	802.11a	100	5462.43	59.34	68.30	-8.96	H	PEAK	Pass	Band Edge
19	802.11a	100	11000.00	45.28	54.00	-8.72	V	Average	Pass	Harmonic
20	802.11a	116	-	-	-	-	-	-	-	Band Edge
20	802.11a	116	16740.00	48.45	68.30	-19.85	V	Peak	Pass	Harmonic
21	802.11a	140	5726.56	60.35	68.30	-7.95	H	PEAK	Pass	Band Edge
21	802.11a	140	17100.00	48.85	68.30	-19.45	V	Peak	Pass	Harmonic
22	802.11ax HE20	100	5469.93	61.62	68.30	-6.68	H	PEAK	Pass	Band Edge
22	802.11ax HE20	100	11000.00	45.48	54.00	-8.52	V	Average	Pass	Harmonic
23	802.11ax HE20	116	-	-	-	-	-	-	-	Band Edge
23	802.11ax HE20	116	16740.00	47.88	68.30	-20.42	H	Peak	Pass	Harmonic
24	802.11ax HE20	140	5728.96	60.83	68.30	-7.47	H	PEAK	Pass	Band Edge
24	802.11ax HE20	140	17100.00	47.89	68.30	-20.41	V	Peak	Pass	Harmonic
25	802.11ax HE40	102	5459.68	47.45	54.00	-6.55	H	AVERAGE	Pass	Band Edge
25	802.11ax HE40	102	-	-	-	-	-	-	-	Harmonic

Mode	Modulation	Ch.	Freq. (MHz)	Level (dBuV/m)	Limit (dBuV/m)	Margin (dB)	Pol.	Peak Avg.	Result	Remark
26	802.11ax HE40	134	5726.29	62.58	68.30	-5.72	H	PEAK	Pass	Band Edge
26	802.11ax HE40	134	-	-	-	-	-	-	-	Harmonic
27	802.11ax HE80	106	5454.13	48.05	54.00	-5.95	H	AVERAGE	Pass	Band Edge
27	802.11ax HE80	106	-	-	-	-	-	-	-	Harmonic
28	802.11ax HE80	122	5727.89	61.05	68.30	-7.25	H	PEAK	Pass	Band Edge
28	802.11ax HE80	122	-	-	-	-	-	-	-	Harmonic
29	802.11a	149	-	-	-	-	-	-	-	Band Edge
29	802.11a	149	17235.00	47.99	68.30	-20.31	H	Peak	Pass	Harmonic
30	802.11a	157	-	-	-	-	-	-	-	Band Edge
30	802.11a	157	17355.00	48.27	68.30	-20.03	V	Peak	Pass	Harmonic
31	802.11a	165	5948.58	52.94	68.30	-15.36	V	PEAK	Pass	Band Edge
31	802.11a	165	17475.00	47.68	68.30	-20.62	H	Peak	Pass	Harmonic
32	802.11ax HE20	149	5646.04	54.12	68.30	-14.08	H	PEAK	Pass	Band Edge
32	802.11ax HE20	149	17235.00	47.46	68.30	-20.84	H	Peak	Pass	Harmonic
33	802.11ax HE20	157	-	-	-	-	-	-	-	Band Edge
33	802.11ax HE20	157	17355.00	48.00	68.30	-20.30	V	Peak	Pass	Harmonic
34	802.11ax HE20	165	5942.69	53.05	68.30	-15.25	H	PEAK	Pass	Band Edge
34	802.11ax HE20	165	17475.00	47.40	68.30	-20.90	V	Peak	Pass	Harmonic
35	802.11ax HE40	151	5649.07	55.68	68.30	-12.62	H	PEAK	Pass	Band Edge
35	802.11ax HE40	151	-	-	-	-	-	-	-	Harmonic
36	802.11ax HE40	159	5612.40	54.27	68.30	-14.03	H	PEAK	Pass	Band Edge
36	802.11ax HE40	159	-	-	-	-	-	-	-	Harmonic
37	802.11ax HE80	155	5649.98	58.61	68.30	-9.69	H	PEAK	Pass	Band Edge
37	802.11ax HE80	155	17325.00	47.70	68.30	-20.60	V	Peak	Pass	Harmonic
38	802.11ax HE20	36	5137.97	47.82	54.00	-6.18	V	AVERAGE	Pass	Band Edge
38	802.11ax HE20	36	-	-	-	-	-	-	-	Harmonic
39	802.11ax HE20	64	5358.43	47.81	54.00	-6.19	H	AVERAGE	Pass	Band Edge
39	802.11ax HE20	64	-	-	-	-	-	-	-	Harmonic
40	802.11ax HE20	100	5457.79	46.26	54.00	-7.74	V	AVERAGE	Pass	Band Edge
40	802.11ax HE20	100	-	-	-	-	-	-	-	Harmonic
41	802.11ax HE20	140	5741.24	62.72	68.30	-5.58	H	PEAK	Pass	Band Edge
41	802.11ax HE20	140	-	-	-	-	-	-	-	Harmonic
42	802.11ax HE20	149	5608.56	53.99	68.30	-14.31	V	PEAK	Pass	Band Edge
42	802.11ax HE20	149	-	-	-	-	-	-	-	Harmonic
43	802.11ax HE20	165	5949.00	53.59	68.30	-14.71	V	PEAK	Pass	Band Edge
43	802.11ax HE20	165	-	-	-	-	-	-	-	Harmonic
45	802.11ax HE80	58	288.99	31.97	46	-14.03	H	PEAK	Pass	LF
48	Co-location		5350.79	48.48	54.00	-5.52	V	AVERAGE	Pass	Band Edge
			10580.00	48.62	68.30	-19.68	V	Peak	Pass	Harmonic

Mode	1	
	Band Edge	
	U-NII-1_5.15-5.25_802.11a_CH36_5180MHz	
ANT	10	
Pol.	Horizontal	Fundamental
Peak	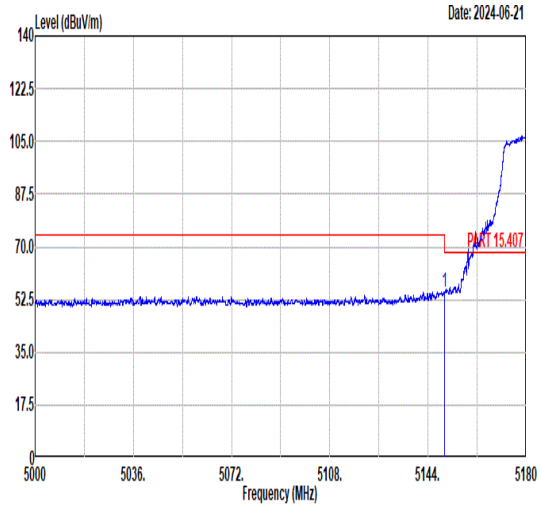 Freq Level Limit Line Margin (dB) Read Level Ant Factor Cable Loss Preamp Factor APos TPos Remark MHz dBuV/m dBuV/m dBuV dB/m dB dB cm deg 1 5149.99 54.97 74.00 -19.03 40.80 34.87 11.08 31.78 384 348 PEAK	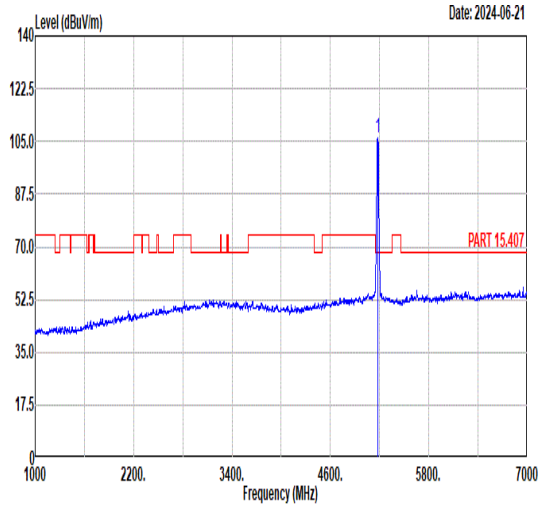 Freq Level Limit Line Margin (dB) Read Level Ant Factor Cable Loss Preamp Factor APos TPos Remark MHz dBuV/m dBuV/m dBuV dB/m dB dB cm deg 1 5180.00 106.01 ------ ------ 91.90 34.86 11.07 31.82 384 348 PEAK
Avg	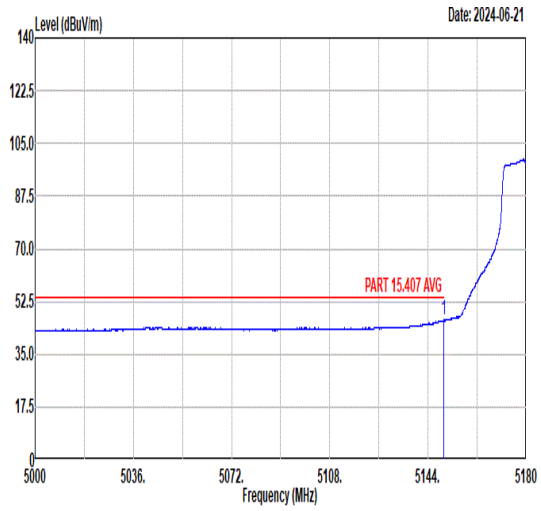 Freq Level Limit Line Margin (dB) Read Level Ant Factor Cable Loss Preamp Factor APos TPos Remark MHz dBuV/m dBuV/m dBuV dB/m dB dB cm deg 1 5149.67 46.30 54.00 -7.70 32.12 34.87 11.09 31.78 384 348 AVERAGE	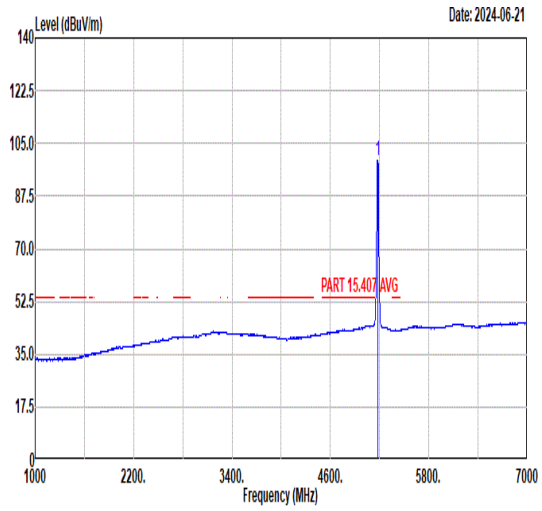 Freq Level Limit Line Margin (dB) Read Level Ant Factor Cable Loss Preamp Factor APos TPos Remark MHz dBuV/m dBuV/m dBuV dB/m dB dB cm deg 1 5180.00 99.36 ------ ------ 85.23 34.87 11.07 31.81 384 348 AVERAGE

Mode	1	
	Band Edge	
	U-NII-1_5.15-5.25_802.11a_CH36_5180MHz	
ANT	10	
Pol.	Vertical	Fundamental
Peak	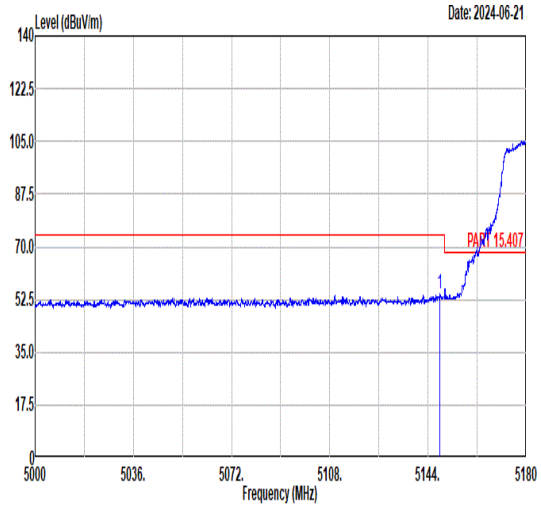 Freq Level Limit Line Margin (dB) Read Level Ant Factor Cable Loss Preamp Factor APos TPos Remark MHz dBuV/m dBuV/m dBuV dB/m dB dB cm deg 1 5148.43 54.21 74.00 -19.79 40.03 34.87 11.09 31.78 294 26 PEAK	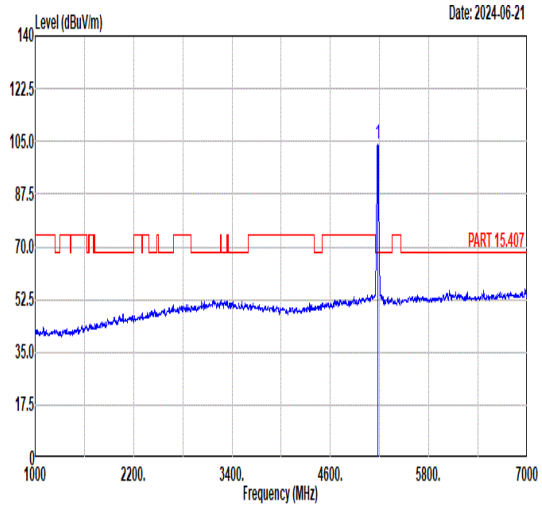 Freq Level Limit Line Margin (dB) Read Level Ant Factor Cable Loss Preamp Factor APos TPos Remark MHz dBuV/m dBuV/m dBuV dB/m dB dB cm deg 1 5180.00 104.20 ------ ------ 90.09 34.86 11.07 31.82 294 26 PEAK
Avg	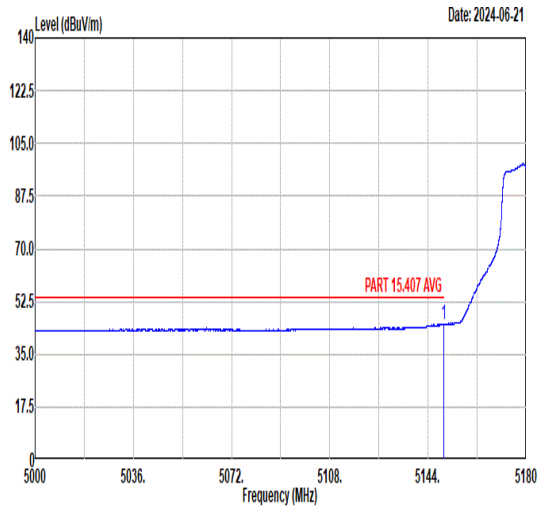 Freq Level Limit Line Margin (dB) Read Level Ant Factor Cable Loss Preamp Factor APos TPos Remark MHz dBuV/m dBuV/m dBuV dB/m dB dB cm deg 1 5149.67 45.14 54.00 -8.86 30.96 34.87 11.09 31.78 294 26 AVERAGE	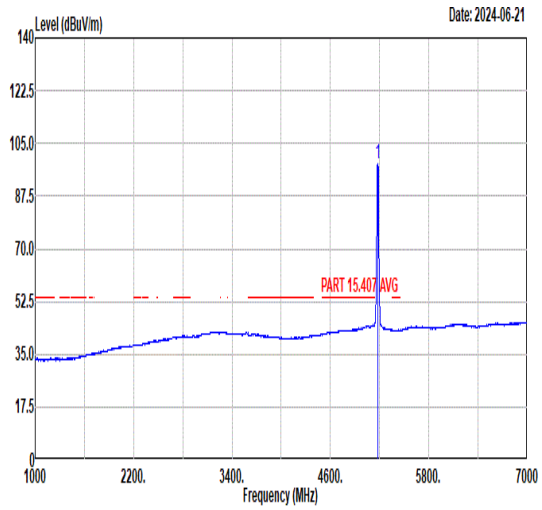 Freq Level Limit Line Margin (dB) Read Level Ant Factor Cable Loss Preamp Factor APos TPos Remark MHz dBuV/m dBuV/m dBuV dB/m dB dB cm deg 1 5180.00 98.13 ------ ------ 84.01 34.86 11.07 31.81 294 26 AVERAGE

Mode	1	
	Harmonic	
	U-NII-1_5.15-5.25_802.11a_CH36_5180MHz	
ANT	10	
Pol.	Horizontal	Vertical
Peak Avg	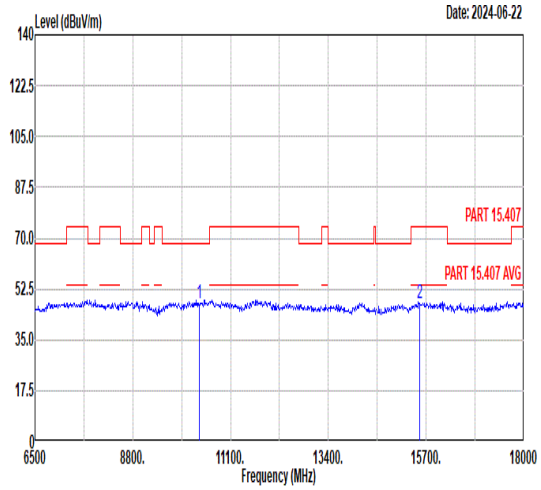 Freq Level Limit Line Margin Read Level Ant Factor Cable Loss Preamp Factor APos TPos Remark MHz dBuV/m dBuV/m dB dBuV dB/m dB dB cm deg 1 10360.00 47.74 68.30 -20.56 44.92 39.44 14.15 50.77 -- -- Peak 2 15540.00 47.71 74.00 -26.29 40.47 41.82 16.85 51.43 -- -- Peak	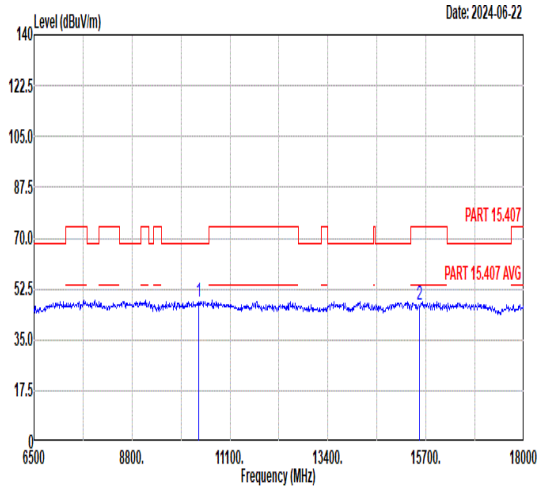 Freq Level Limit Line Margin Read Level Ant Factor Cable Loss Preamp Factor APos TPos Remark MHz dBuV/m dBuV/m dB dBuV dB/m dB dB cm deg 1 10360.00 48.09 68.30 -20.21 45.27 39.44 14.15 50.77 -- -- Peak 2 15540.00 47.19 74.00 -26.81 39.95 41.82 16.85 51.43 -- -- Peak

Mode	2	
	Harmonic	
	U-NII-1_5.15-5.25_802.11a_CH44_5120MHz	
ANT	10	
Pol.	Horizontal	Vertical
Peak Avg	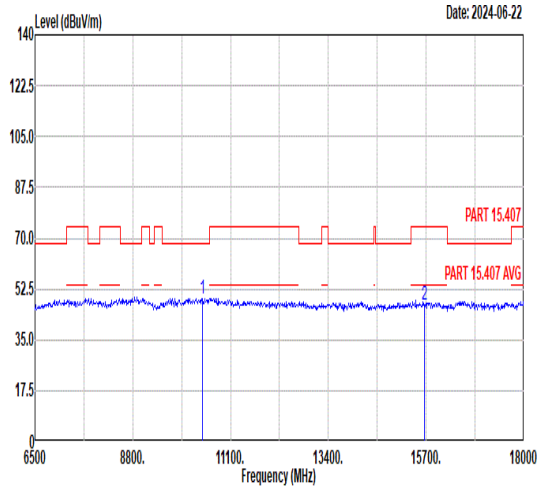 Freq Level Limit Line Margin Read Level Ant Factor Cable Loss Preamp Factor APos TPos Remark MHz dBuV/m dBuV/m dB dBuV dB/m dB dB cm deg 1 10440.00 49.19 68.30 -19.11 46.30 39.48 14.20 50.79 -- -- Peak 2 15660.00 47.28 74.00 -26.72 39.97 41.90 16.94 51.53 -- -- Peak	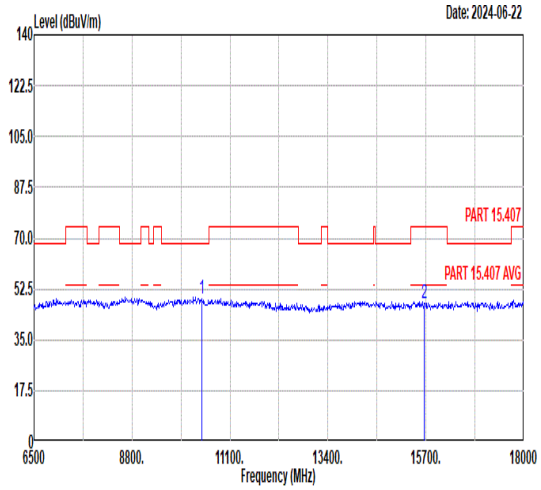 Freq Level Limit Line Margin Read Level Ant Factor Cable Loss Preamp Factor APos TPos Remark MHz dBuV/m dBuV/m dB dBuV dB/m dB dB cm deg 1 10440.00 49.06 68.30 -19.24 46.17 39.48 14.20 50.79 -- -- Peak 2 15660.00 47.34 74.00 -26.66 40.03 41.90 16.94 51.53 -- -- Peak

Mode	3	
	Harmonic	
	U-NII-1_5.15-5.25_802.11a_CH48_5240MHz	
ANT	10	
Pol.	Horizontal	Vertical
Peak Avg	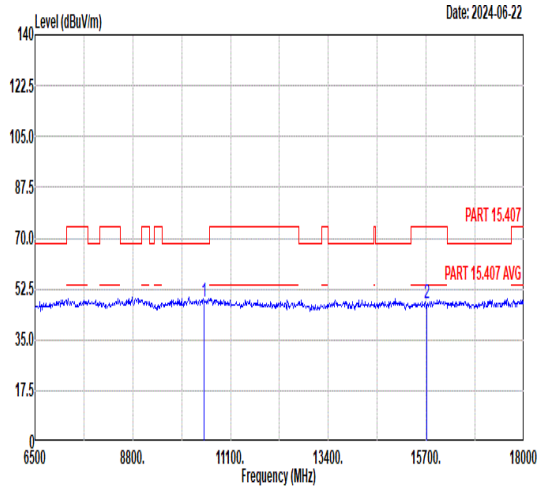 Freq Level Limit Line Margin Read Level Ant Factor Cable Loss Preamp Factor APos TPos Remark MHz dBuV/m dBuV/m dB dBuV dB/m dB dB cm deg 1 10480.00 48.24 68.30 -20.06 45.32 39.49 14.23 50.80 -- -- Peak 2 15720.00 47.55 74.00 -26.45 40.21 41.93 16.99 51.58 -- -- Peak	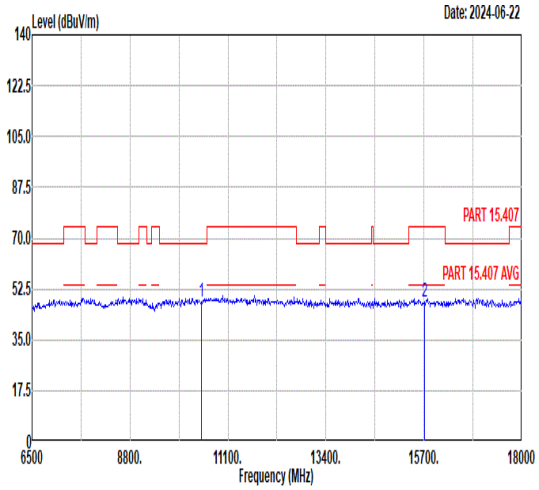 Freq Level Limit Line Margin Read Level Ant Factor Cable Loss Preamp Factor APos TPos Remark MHz dBuV/m dBuV/m dB dBuV dB/m dB dB cm deg 1 10480.00 47.81 68.30 -20.49 44.89 39.49 14.23 50.80 -- -- Peak 2 15720.00 47.84 74.00 -26.16 40.50 41.93 16.99 51.58 -- -- Peak

Mode	4	
	Band Edge	
	U-NII-1_5.15-5.25_802.11ax HE20_CH36_5180MHz	
ANT	10	
Pol.	Horizontal	Fundamental
Peak	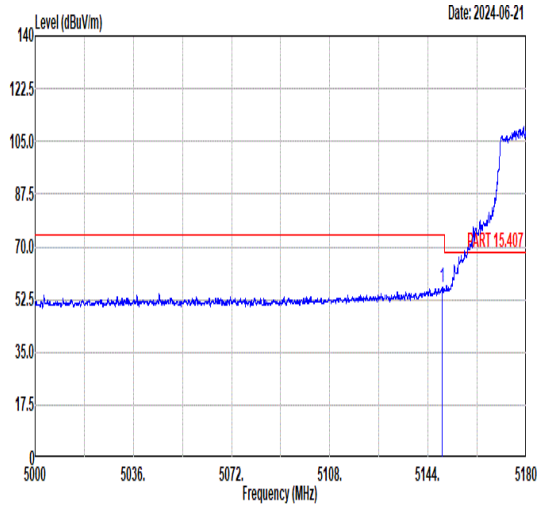 Freq Level Limit Line Margin (dB) Read Level Ant Factor Cable Loss Preamp Factor APos TPos Remark MHz dBuV/m dBuV/m dBuV dB/m dB dB cm deg 1 5149.31 56.69 74.00 -17.31 42.51 34.87 11.09 31.78 285 348 PEAK	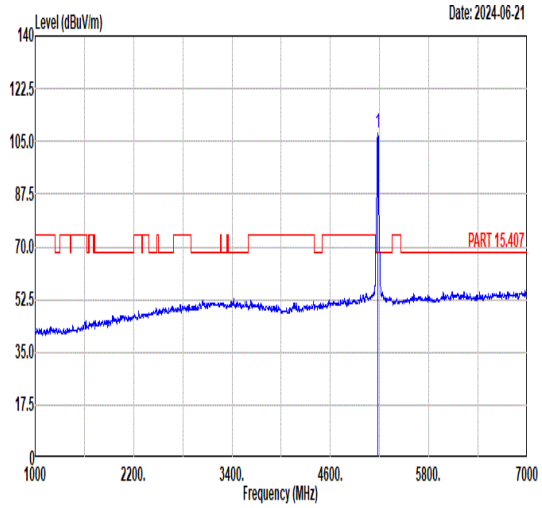 Freq Level Limit Line Margin (dB) Read Level Ant Factor Cable Loss Preamp Factor APos TPos Remark MHz dBuV/m dBuV/m dBuV dB/m dB dB cm deg 1 5180.00 107.92 ------ ------ 93.81 34.86 11.07 31.82 285 348 PEAK
Avg	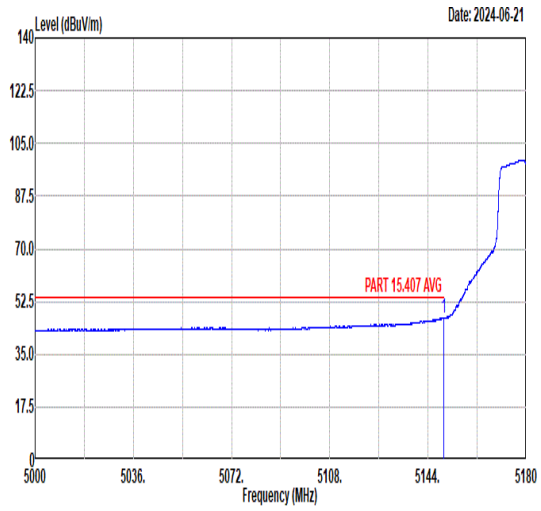 Freq Level Limit Line Margin (dB) Read Level Ant Factor Cable Loss Preamp Factor APos TPos Remark MHz dBuV/m dBuV/m dBuV dB/m dB dB cm deg 1 5149.85 47.16 54.00 -6.84 32.98 34.87 11.09 31.78 285 348 AVERAGE	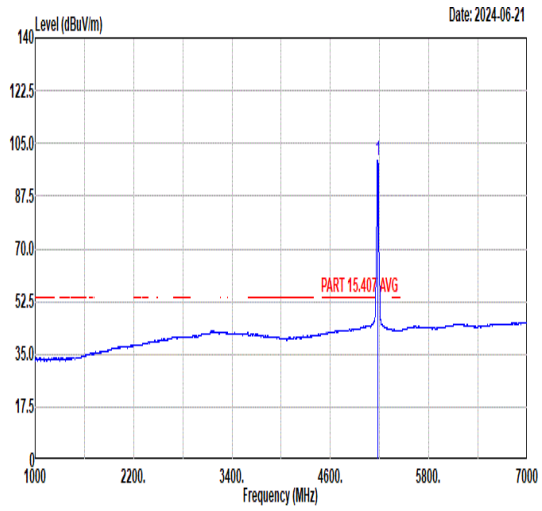 Freq Level Limit Line Margin (dB) Read Level Ant Factor Cable Loss Preamp Factor APos TPos Remark MHz dBuV/m dBuV/m dBuV dB/m dB dB cm deg 1 5180.00 99.37 ------ ------ 85.24 34.87 11.07 31.81 285 348 AVERAGE

Mode	4	
	Band Edge	
	U-NII-1_5.15-5.25_802.11ax HE20_CH36_5180MHz	
ANT	10	
Pol.	Vertical	Fundamental
Peak	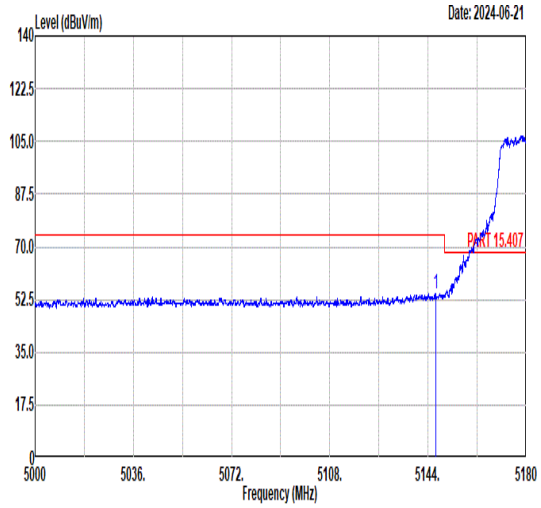 Freq Level Limit Line Margin (dB) Read Level Ant Factor Cable Loss Preamp Factor APos TPos Remark MHz dBuV/m dBuV/m dBuV dB/m dB dB cm deg 1 5146.81 54.43 74.00 -19.57 40.25 34.87 11.09 31.78 400 16 PEAK	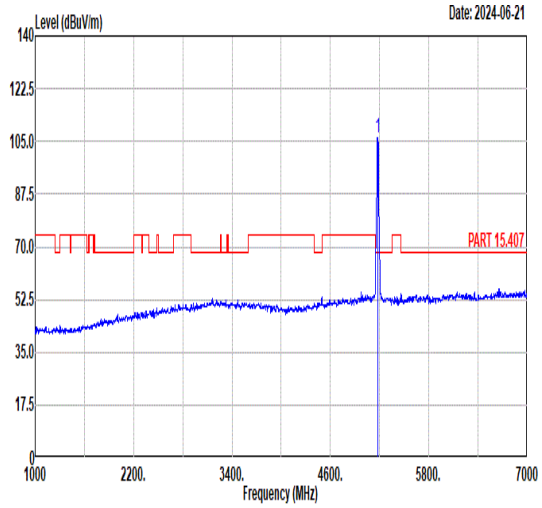 Freq Level Limit Line Margin (dB) Read Level Ant Factor Cable Loss Preamp Factor APos TPos Remark MHz dBuV/m dBuV/m dBuV dB/m dB dB cm deg 1 5180.00 106.34 ------ ------ 92.21 34.87 11.07 31.81 400 16 PEAK
Avg	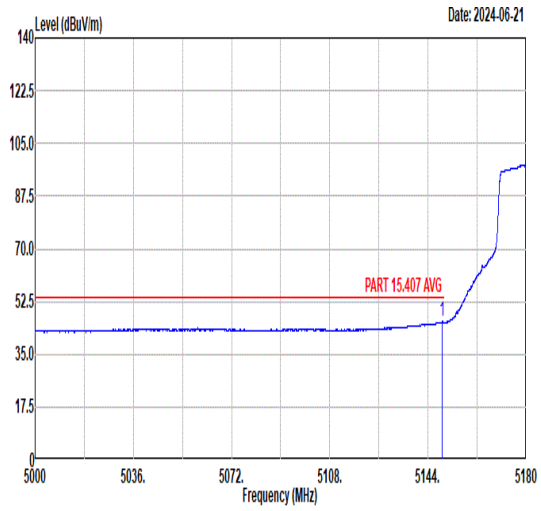 Freq Level Limit Line Margin (dB) Read Level Ant Factor Cable Loss Preamp Factor APos TPos Remark MHz dBuV/m dBuV/m dBuV dB/m dB dB cm deg 1 5149.31 45.85 54.00 -8.15 31.67 34.87 11.09 31.78 400 16 AVERAGE	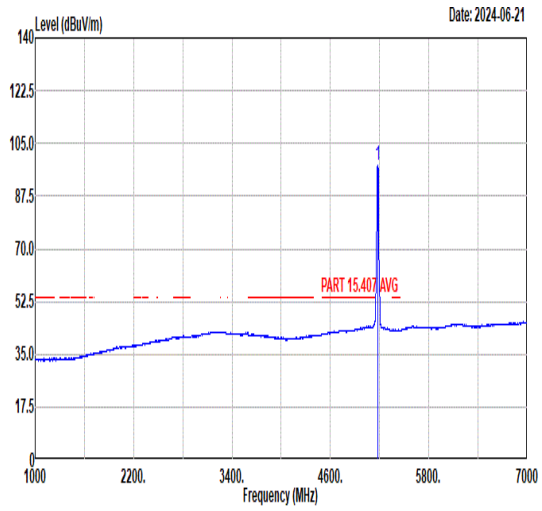 Freq Level Limit Line Margin (dB) Read Level Ant Factor Cable Loss Preamp Factor APos TPos Remark MHz dBuV/m dBuV/m dBuV dB/m dB dB cm deg 1 5180.00 97.55 ------ ------ 83.44 34.86 11.07 31.82 400 16 AVERAGE

Mode	4	
	Harmonic	
	U-NII-1_5.15-5.25_802.11ax HE20_CH36_5180MHz	
ANT	10	
Pol.	Horizontal	Vertical
Peak Avg	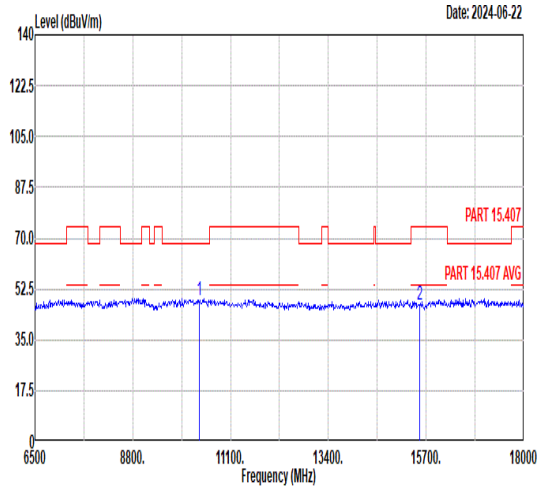 Freq Level Limit Line Margin Read Level Ant Factor Cable Loss Preamp Factor APos TPos Remark MHz dBuV/m dBuV/m dB dBuV dB/m dB dB cm deg 1 10360.00 48.39 68.30 -19.91 45.57 39.44 14.15 50.77 -- -- Peak 2 15540.00 47.20 74.00 -26.80 39.96 41.82 16.85 51.43 -- -- Peak	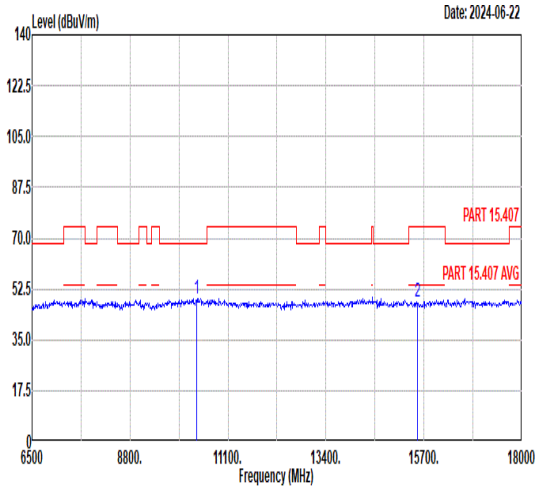 Freq Level Limit Line Margin Read Level Ant Factor Cable Loss Preamp Factor APos TPos Remark MHz dBuV/m dBuV/m dB dBuV dB/m dB dB cm deg 1 10360.00 49.09 68.30 -19.21 46.27 39.44 14.15 50.77 -- -- Peak 2 15540.00 47.98 74.00 -26.02 40.74 41.82 16.85 51.43 -- -- Peak

Mode	5	
	Harmonic	
	U-NII-1_5.15-5.25_802.11ax HE20_CH44_5120MHz	
ANT	10	
Pol.	Horizontal	Vertical
Peak Avg	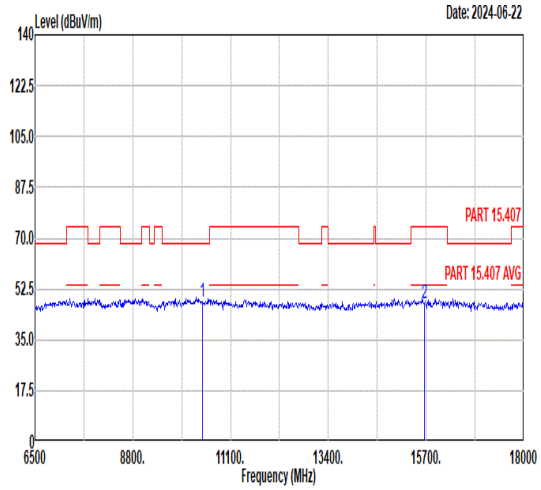 Freq Level Limit Line Margin Read Level Ant Factor Cable Loss Preamp Factor APos TPos Remark MHz dBuV/m dBuV/m dB dBuV dB/m dB dB cm deg 1 10440.00 48.11 68.30 -20.19 45.22 39.48 14.20 50.79 -- -- Peak 2 15660.00 47.46 74.00 -26.54 40.15 41.90 16.94 51.53 -- -- Peak	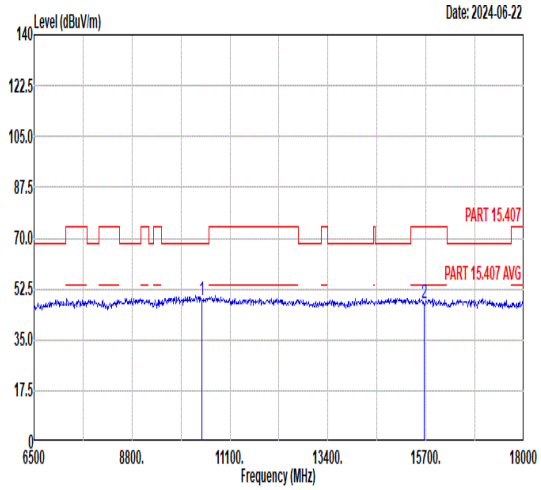 Freq Level Limit Line Margin Read Level Ant Factor Cable Loss Preamp Factor APos TPos Remark MHz dBuV/m dBuV/m dB dBuV dB/m dB dB cm deg 1 10440.00 48.87 68.30 -19.43 45.98 39.48 14.20 50.79 -- -- Peak 2 15660.00 47.53 74.00 -26.47 40.22 41.90 16.94 51.53 -- -- Peak

Mode	6	
	Harmonic	
	U-NII-1_5.15-5.25_802.11ax HE20_CH48_5240MHz	
ANT	10	
Pol.	Horizontal	Vertical
Peak Avg	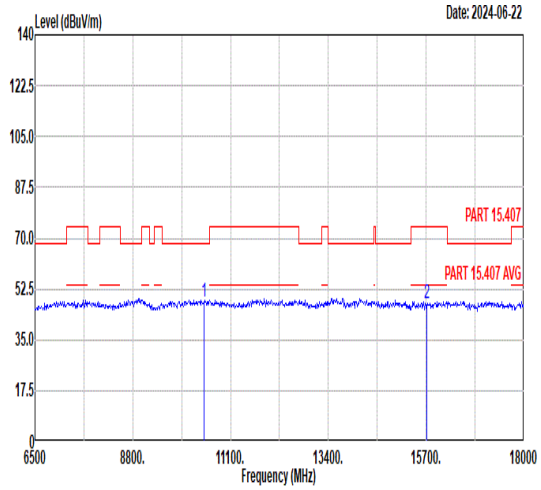 Freq Level Limit Line Margin Read Level Ant Factor Cable Loss Preamp Factor APos TPos Remark MHz dBuV/m dBuV/m dB dBuV dB/m dB dB cm deg 1 10480.00 47.88 68.30 -20.42 44.96 39.49 14.23 50.80 -- -- Peak 2 15720.00 47.62 74.00 -26.38 40.28 41.93 16.99 51.58 -- -- Peak	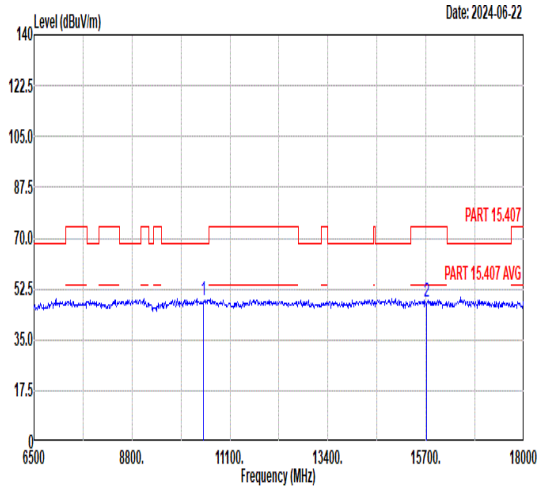 Freq Level Limit Line Margin Read Level Ant Factor Cable Loss Preamp Factor APos TPos Remark MHz dBuV/m dBuV/m dB dBuV dB/m dB dB cm deg 1 10480.00 48.53 68.30 -19.77 45.61 39.49 14.23 50.80 -- -- Peak 2 15720.00 47.83 74.00 -26.17 40.49 41.93 16.99 51.58 -- -- Peak

Mode	7	
	Band Edge - L	
	U-NII-1_5.15-5.25_802.11ax HE40_CH38_5190MHz	
ANT	10	
Pol.	Horizontal	Fundamental
Peak	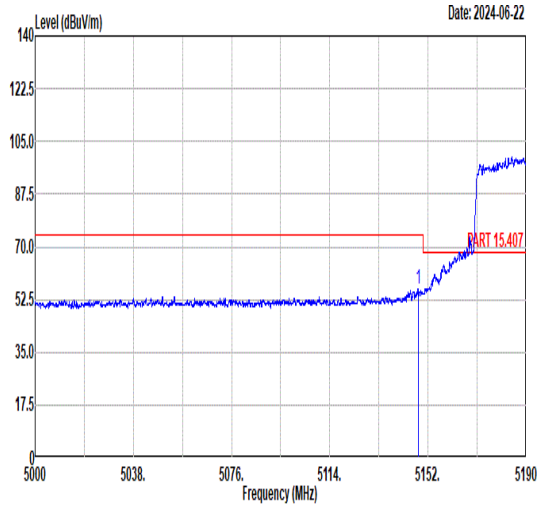 Freq Level Limit Line Margin Read Level Ant Factor Cable Loss Preamp Factor APos TPos Remark MHz dBuV/m dBuV/m dB dBuV dB/m dB dB cm deg 1 5148.12 55.95 74.00 -18.05 41.77 34.87 11.09 31.78 104 3 PEAK	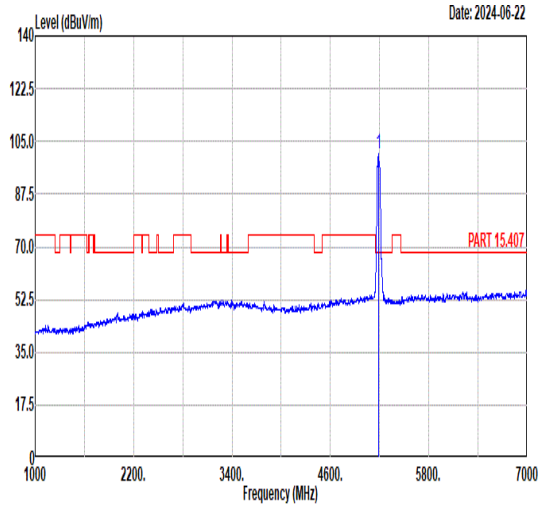 Freq Level Limit Line Margin Read Level Ant Factor Cable Loss Preamp Factor APos TPos Remark MHz dBuV/m dBuV/m dB dBuV dB/m dB dB cm deg 1 5190.00 100.71 ------ ------ 86.60 34.86 11.07 31.82 104 3 PEAK
Avg	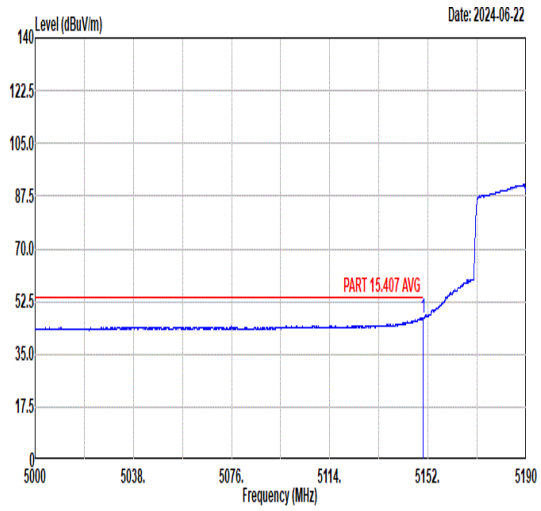 Freq Level Limit Line Margin Read Level Ant Factor Cable Loss Preamp Factor APos TPos Remark MHz dBuV/m dBuV/m dB dBuV dB/m dB dB cm deg 1 5149.99 46.95 54.00 -7.05 32.78 34.87 11.08 31.78 104 3 AVERAGE	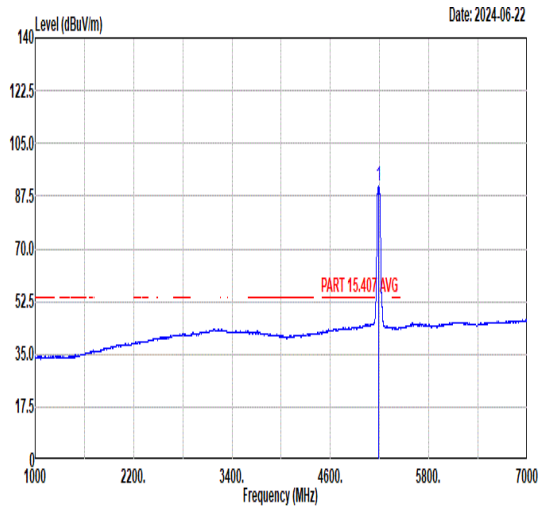 Freq Level Limit Line Margin Read Level Ant Factor Cable Loss Preamp Factor APos TPos Remark MHz dBuV/m dBuV/m dB dBuV dB/m dB dB cm deg 1 5190.00 90.98 ------ ------ 76.87 34.86 11.07 31.82 104 3 AVERAGE

Mode	7	
	Band Edge - R	
	U-NII-1_5.15-5.25_802.11ax HE40_CH38_5190MHz	
ANT	10	
Pol.	Horizontal	Fundamental
Peak	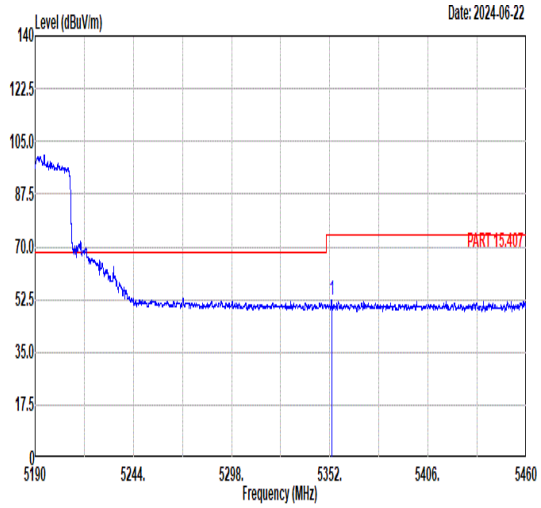 Freq Level Limit Line Margin Read Level Ant Factor Cable Loss Preamp Factor APos TPos Remark MHz dBuV/m dBuV/m dB dBuV dB/m dB dB cm deg 1 5352.97 52.26 74.00 -21.74 38.52 34.83 10.94 32.03 104 3 PEAK	Blank
Avg	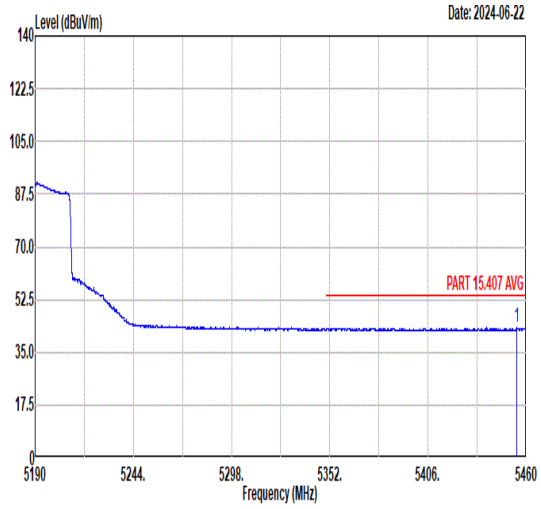 Freq Level Limit Line Margin Read Level Ant Factor Cable Loss Preamp Factor APos TPos Remark MHz dBuV/m dBuV/m dB dBuV dB/m dB dB cm deg 1 5454.76 43.11 54.00 -10.89 29.36 34.81 11.10 32.16 104 3 AVERAGE	Blank

Mode	7	
	Band Edge - L	
	U-NII-1_5.15-5.25_802.11ax HE40_CH38_5190MHz	
ANT	10	
Pol.	Vertical	Fundamental
Peak	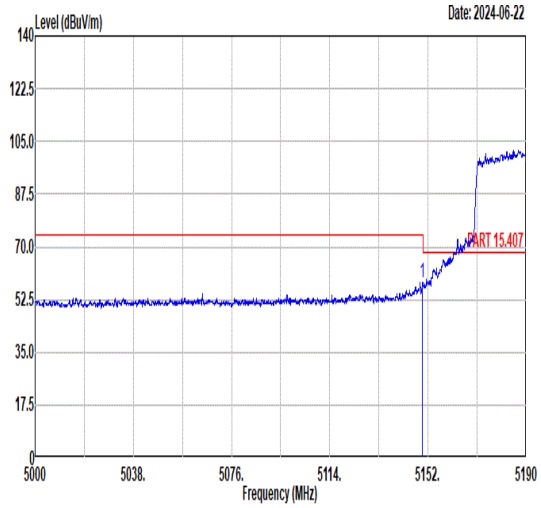 Limit Read Ant Cable Preamp APos TPos Freq Level Line Margin Level Factor Loss Factor Remark MHz dBuV/m dBuV/m dB dBuV dB/m dB dB cm deg 1 5149.83 58.11 74.00 -15.89 43.93 34.87 11.09 31.78 100 311 PEAK	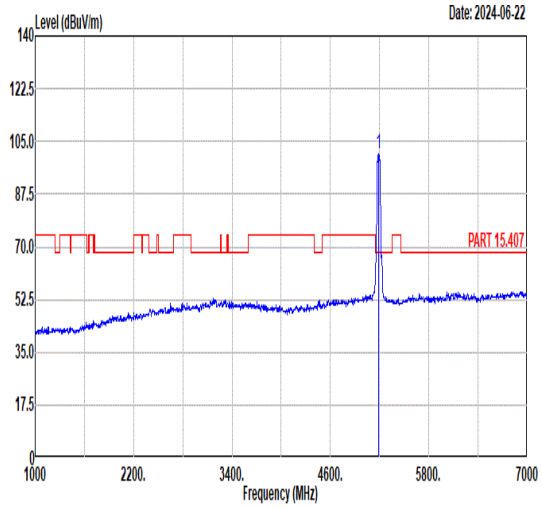 Limit Read Ant Cable Preamp APos TPos Freq Level Line Margin Level Factor Loss Factor Remark MHz dBuV/m dBuV/m dB dBuV dB/m dB dB cm deg 1 5190.00 101.11 ------ ------ 87.02 34.86 11.06 31.83 100 311 PEAK
Avg	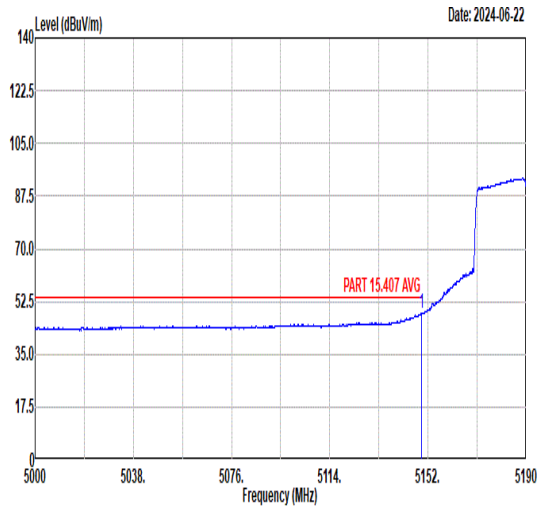 Limit Read Ant Cable Preamp APos TPos Freq Level Line Margin Level Factor Loss Factor Remark MHz dBuV/m dBuV/m dB dBuV dB/m dB dB cm deg 1 5149.61 48.49 54.00 -5.51 34.31 34.87 11.09 31.78 100 311 AVERAGE	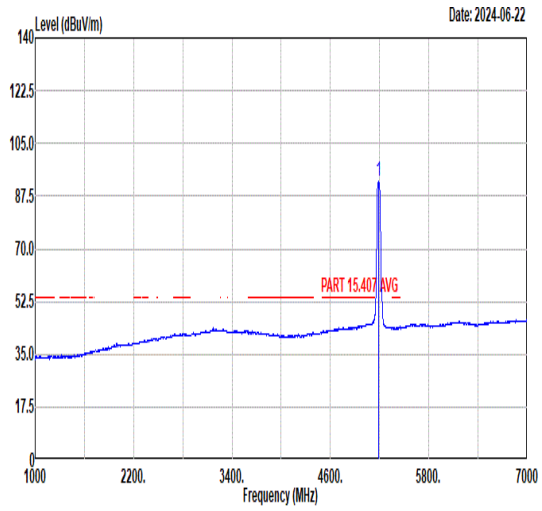 Limit Read Ant Cable Preamp APos TPos Freq Level Line Margin Level Factor Loss Factor Remark MHz dBuV/m dBuV/m dB dBuV dB/m dB dB cm deg 1 5190.00 92.65 ------ ------ 78.54 34.86 11.07 31.82 100 311 AVERAGE

Mode	7	
	Band Edge - R	
	U-NII-1_5.15-5.25_802.11ax HE40_CH38_5190MHz	
ANT	10	
Pol.	Vertical	Fundamental
Peak	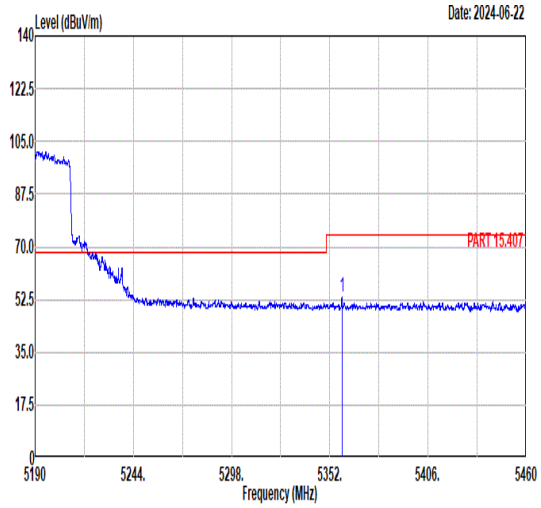 Freq Level Limit Line Margin Read Level Ant Factor Cable Loss Preamp Factor APos TPos Remark MHz dBuV/m dBuV/m dB dBuV dB/m dB dB cm deg 1 5358.64 53.40 74.00 -20.60 39.67 34.83 10.94 32.04 100 311 PEAK	Blank
Avg	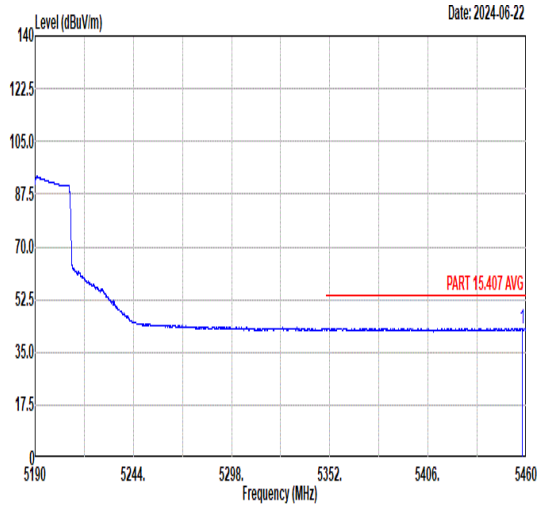 Freq Level Limit Line Margin Read Level Ant Factor Cable Loss Preamp Factor APos TPos Remark MHz dBuV/m dBuV/m dB dBuV dB/m dB dB cm deg 1 5457.98 43.05 54.00 -10.95 29.29 34.81 11.11 32.16 100 311 AVERAGE	Blank

Mode	8	
	Band Edge - L	
	U-NII-1_5.15-5.25_802.11ax HE40_CH46_5230MHz	
ANT	10	
Pol.	Horizontal	Fundamental
Peak	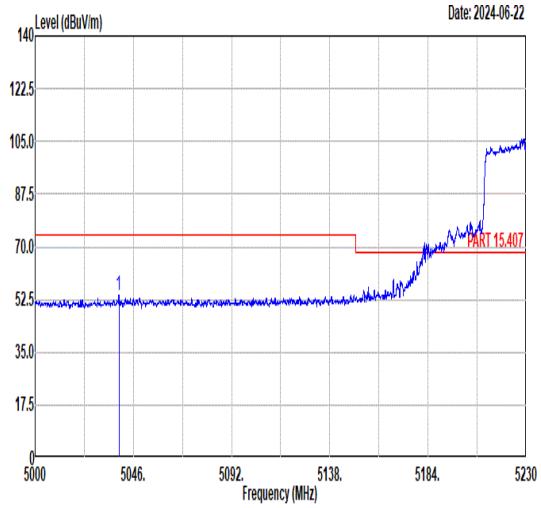 Freq Level Limit Line Margin (dB) Read Level Ant Factor Cable Loss Preamp Factor APos TPos Remark MHz dBuV/m dBuV/m dBuV dB/m dB dB cm deg 1 5039.22 54.00 74.00 -20.00 39.60 34.89 11.15 31.64 215 3 PEAK	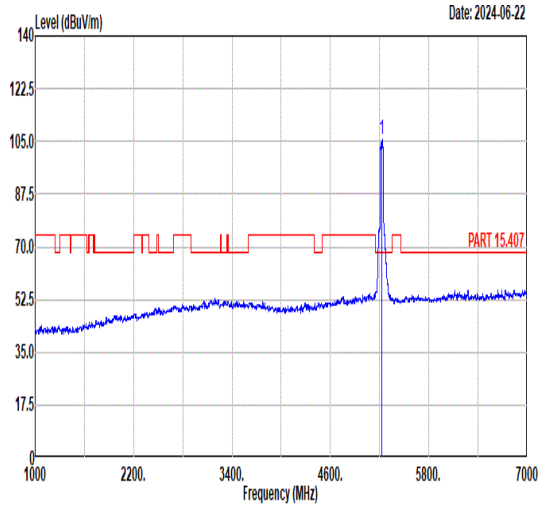 Freq Level Limit Line Margin (dB) Read Level Ant Factor Cable Loss Preamp Factor APos TPos Remark MHz dBuV/m dBuV/m dBuV dB/m dB dB cm deg 1 5230.00 105.57 ------ ------ 91.57 34.85 11.03 31.88 215 3 PEAK
Avg	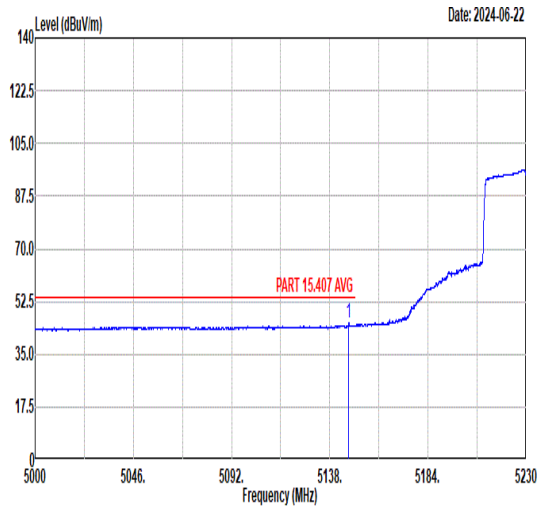 Freq Level Limit Line Margin (dB) Read Level Ant Factor Cable Loss Preamp Factor APos TPos Remark MHz dBuV/m dBuV/m dBuV dB/m dB dB cm deg 1 5146.88 45.24 54.00 -8.76 31.06 34.87 11.09 31.78 215 3 AVERAGE	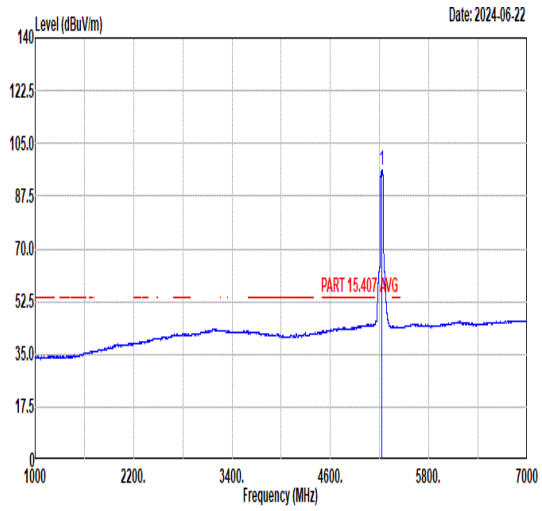 Freq Level Limit Line Margin (dB) Read Level Ant Factor Cable Loss Preamp Factor APos TPos Remark MHz dBuV/m dBuV/m dBuV dB/m dB dB cm deg 1 5230.00 96.23 ------ ------ 82.22 34.85 11.04 31.88 215 3 AVERAGE

Mode	8	
	Band Edge - R	
	U-NII-1_5.15-5.25_802.11ax HE40_CH46_5230MHz	
ANT	10	
Pol.	Horizontal	Fundamental
Peak	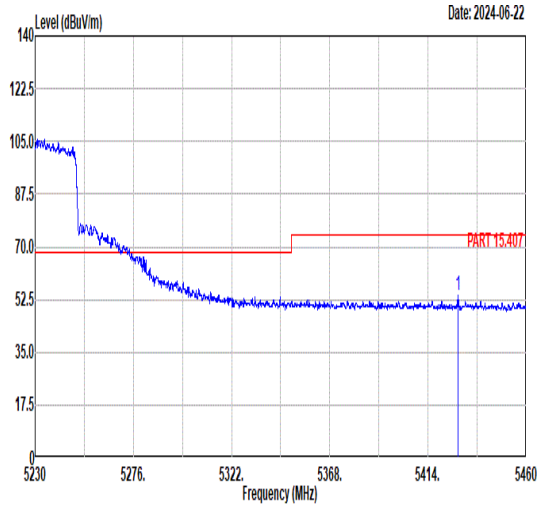 Freq Level Limit Line Margin (dB) Read Level Ant Factor Cable Loss Preamp Factor APos TPos Remark MHz dBuV/m dBuV/m dBuV dB/m dB dB cm deg 1 5427.94 53.69 74.00 -20.31 40.02 34.81 10.99 32.13 215 3 PEAK	Blank
Avg	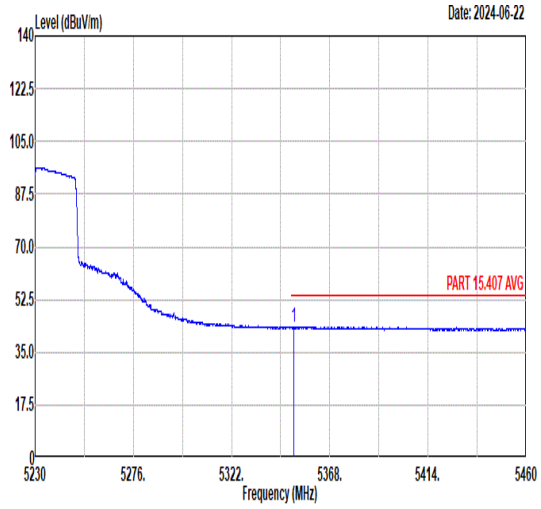 Freq Level Limit Line Margin (dB) Read Level Ant Factor Cable Loss Preamp Factor APos TPos Remark MHz dBuV/m dBuV/m dBuV dB/m dB dB cm deg 1 5351.10 43.55 54.00 -10.45 29.81 34.83 10.94 32.03 215 3 AVERAGE	Blank

Mode	8	
	Band Edge - L	
	U-NII-1_5.15-5.25_802.11ax HE40_CH46_5230MHz	
ANT	10	
Pol.	Vertical	Fundamental
Peak	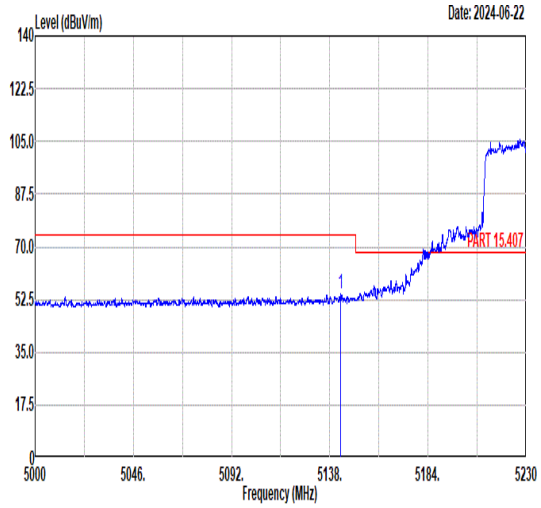 Freq Level Limit Line Margin (dB) Read Level Ant Factor Cable Loss Preamp Factor APos TPos Remark MHz dBuV/m dBuV/m dBuV dB/m dB dB cm deg 1 5143.18 54.29 74.00 -19.71 40.10 34.87 11.09 31.77 100 356 PEAK	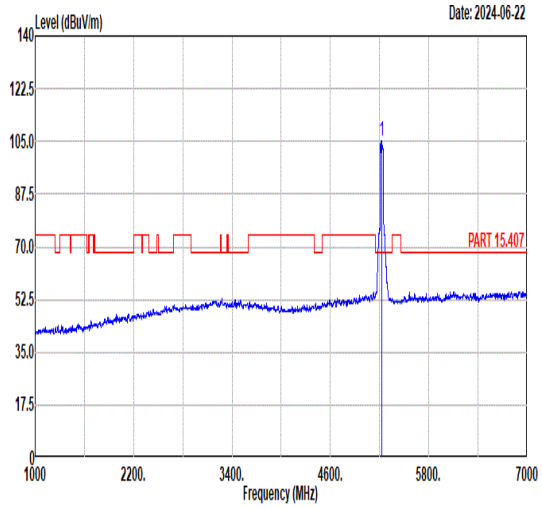 Freq Level Limit Line Margin (dB) Read Level Ant Factor Cable Loss Preamp Factor APos TPos Remark MHz dBuV/m dBuV/m dBuV dB/m dB dB cm deg 1 5230.00 105.33 ------ ------ 91.30 34.86 11.04 31.87 100 356 PEAK
Avg	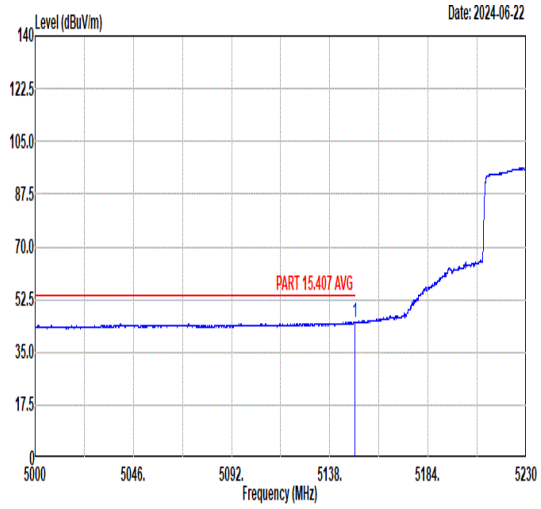 Freq Level Limit Line Margin (dB) Read Level Ant Factor Cable Loss Preamp Factor APos TPos Remark MHz dBuV/m dBuV/m dBuV dB/m dB dB cm deg 1 5149.62 45.03 54.00 -8.97 30.85 34.87 11.09 31.78 100 356 AVERAGE	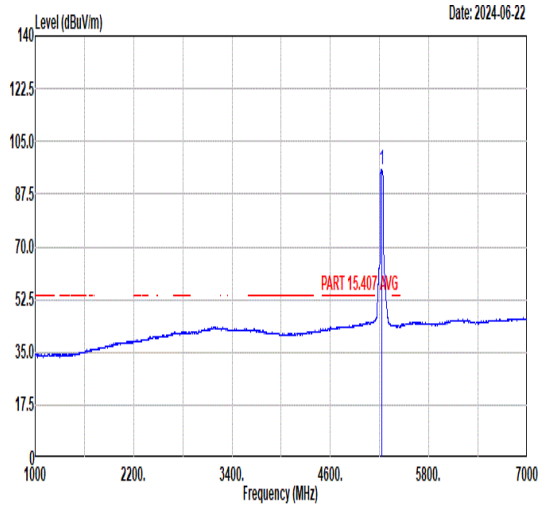 Freq Level Limit Line Margin (dB) Read Level Ant Factor Cable Loss Preamp Factor APos TPos Remark MHz dBuV/m dBuV/m dBuV dB/m dB dB cm deg 1 5230.00 95.87 ------ ------ 81.86 34.85 11.04 31.88 100 356 AVERAGE

Mode	8	
	Band Edge - R	
	U-NII-1_5.15-5.25_802.11ax HE40_CH46_5230MHz	
ANT	10	
Pol.	Vertical	Fundamental
Peak	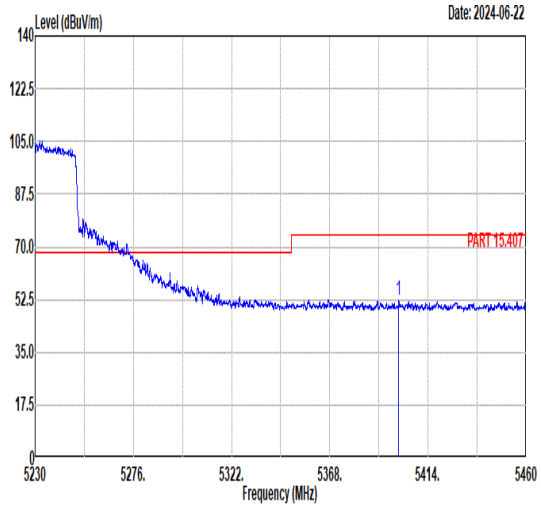 Freq Level Limit Line Margin (dB) Read Level Ant Factor Cable Loss Preamp Factor APos TPos Remark MHz dBuV/m dBuV/m dBuV dB/m dB dB cm deg 1 5400.34 52.36 74.00 -21.64 38.72 34.82 10.91 32.09 100 356 PEAK	Blank
Avg	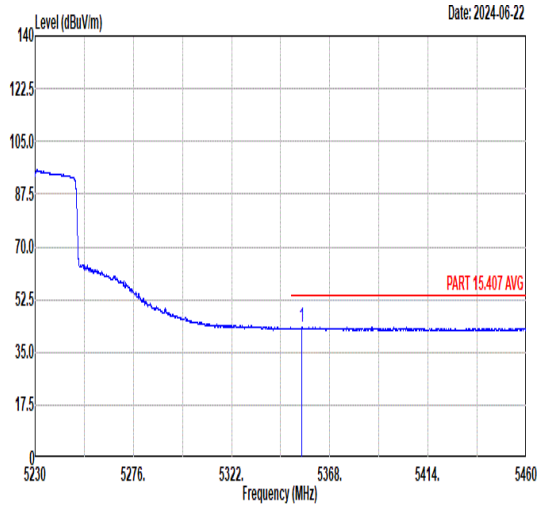 Freq Level Limit Line Margin (dB) Read Level Ant Factor Cable Loss Preamp Factor APos TPos Remark MHz dBuV/m dBuV/m dBuV dB/m dB dB cm deg 1 5355.01 43.21 54.00 -10.79 29.48 34.83 10.94 32.04 100 356 AVERAGE	Blank

Mode	9	
	Band Edge - L	
	U-NII-1_5.15-5.25_802.11ax HE80_CH42_5210MHz	
ANT	10	
Pol.	Horizontal	Fundamental
Peak	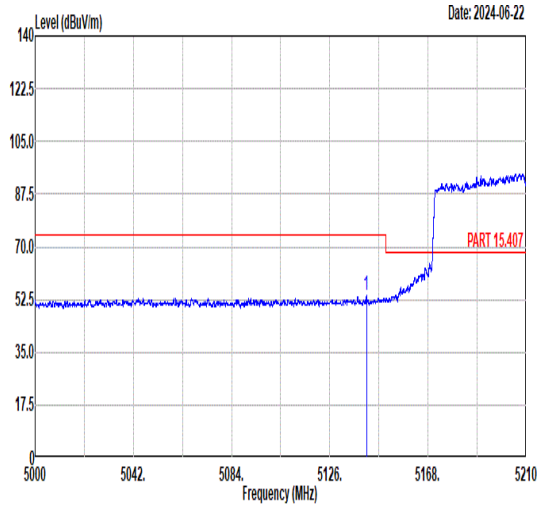 Freq Level Limit Line Margin Read Level Ant Factor Cable Loss Preamp Factor APos TPos Remark MHz dBuV/m dBuV/m dB dBuV dB/m dB dB cm deg 1 5141.65 53.64 74.00 -20.36 39.45 34.87 11.09 31.77 228 2 PEAK	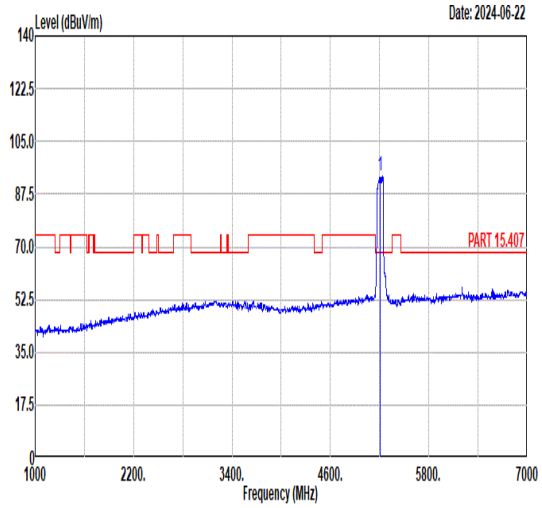 Freq Level Limit Line Margin Read Level Ant Factor Cable Loss Preamp Factor APos TPos Remark MHz dBuV/m dBuV/m dB dBuV dB/m dB dB cm deg 1 5210.00 93.68 ------ ------ 79.69 34.85 11.03 31.89 228 2 PEAK
Avg	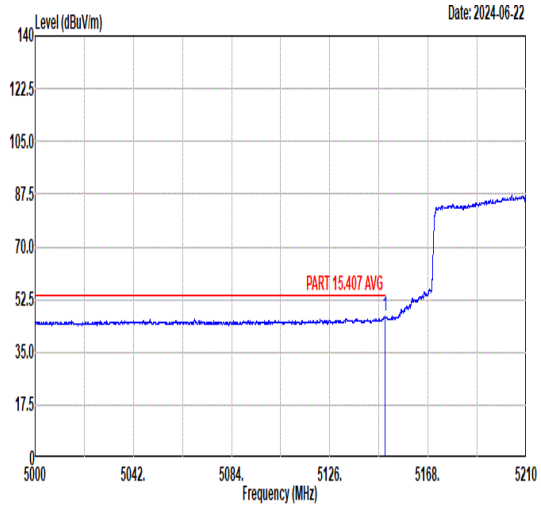 Freq Level Limit Line Margin Read Level Ant Factor Cable Loss Preamp Factor APos TPos Remark MHz dBuV/m dBuV/m dB dBuV dB/m dB dB cm deg 1 5149.65 46.85 54.00 -7.15 32.67 34.87 11.09 31.78 228 2 AVERAGE	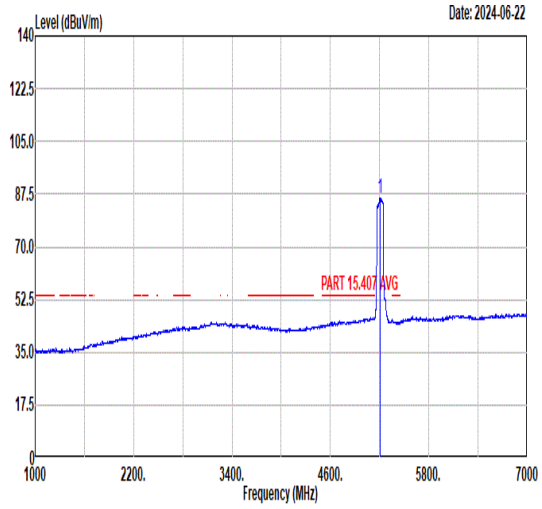 Freq Level Limit Line Margin Read Level Ant Factor Cable Loss Preamp Factor APos TPos Remark MHz dBuV/m dBuV/m dB dBuV dB/m dB dB cm deg 1 5210.00 86.10 ------ ------ 72.05 34.86 11.05 31.86 228 2 AVERAGE

Mode	9	
	Band Edge - R	
	U-NII-1_5.15-5.25_802.11ax HE80_CH42_5210MHz	
ANT	10	
Pol.	Horizontal	Fundamental
Peak	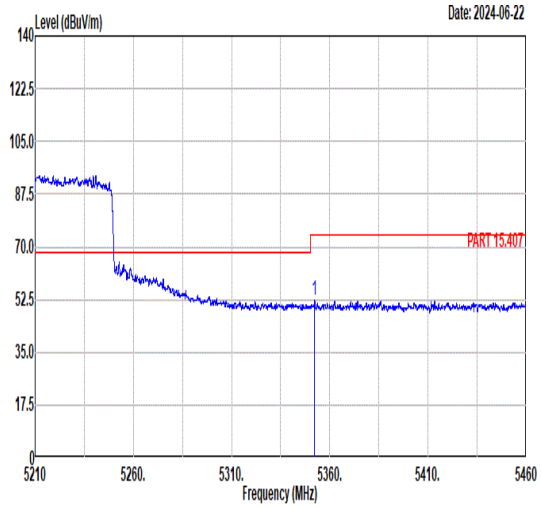 Freq Level Limit Line Margin Read Level Ant Factor Cable Loss Preamp Factor APos TPos Remark MHz dBuV/m dBuV/m dB dBuV dB/m dB dB cm deg 1 5352.15 52.10 74.00 -21.90 38.36 34.83 10.94 32.03 228 2 PEAK	Blank
Avg	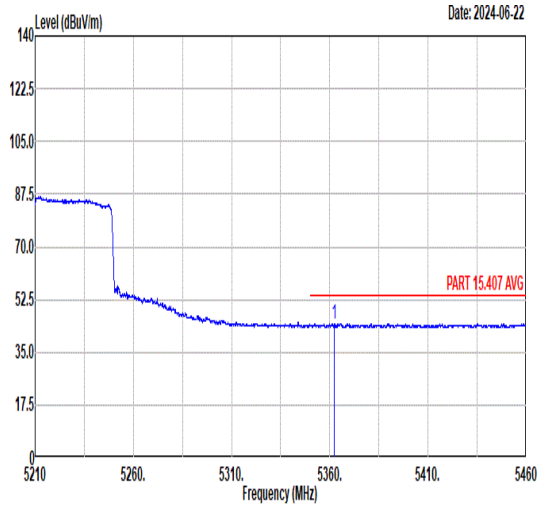 Freq Level Limit Line Margin Read Level Ant Factor Cable Loss Preamp Factor APos TPos Remark MHz dBuV/m dBuV/m dB dBuV dB/m dB dB cm deg 1 5362.38 44.54 54.00 -9.46 30.82 34.83 10.93 32.04 228 2 AVERAGE	Blank

Mode	9	
	Band Edge - L	
	U-NII-1_5.15-5.25_802.11ax HE80_CH42_5210MHz	
ANT	10	
Pol.	Vertical	Fundamental
Peak	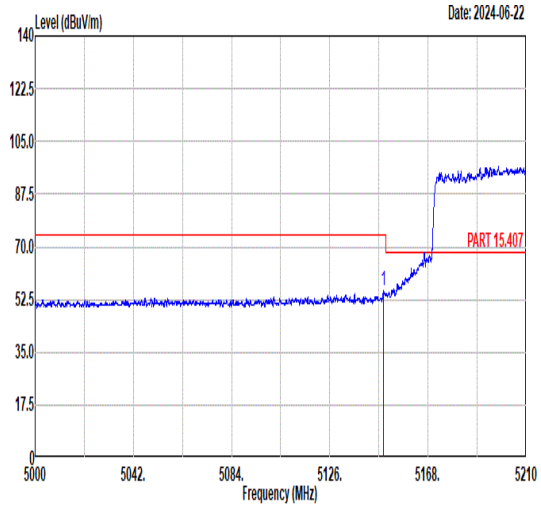 Limit Read Ant Cable Preamp APos TPos Freq Level Line Margin Level Factor Loss Factor Remark MHz dBuV/m dBuV/m dB dBuV dB/m dB dB cm deg 1 5149.02 55.70 74.00 -18.30 41.52 34.87 11.09 31.78 229 316 PEAK	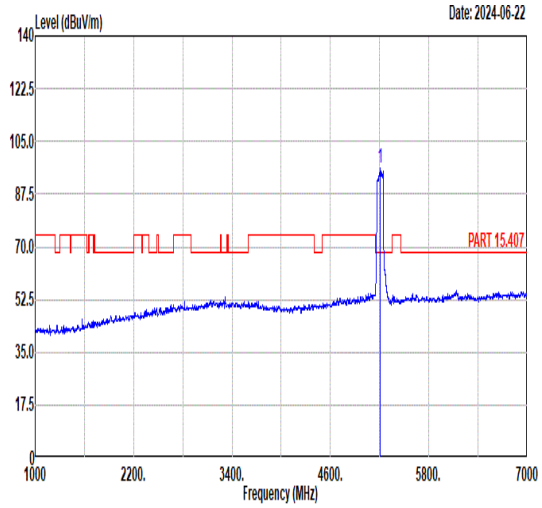 Limit Read Ant Cable Preamp APos TPos Freq Level Line Margin Level Factor Loss Factor Remark MHz dBuV/m dBuV/m dB dBuV dB/m dB dB cm deg 1 5210.00 96.06 ------ ------ 82.00 34.86 11.05 31.85 229 316 PEAK
Avg	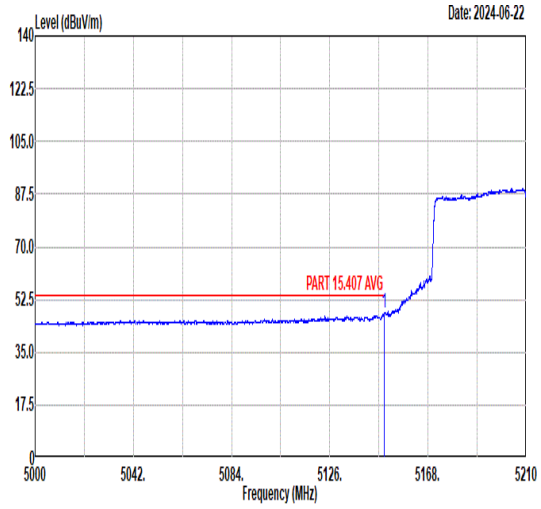 Limit Read Ant Cable Preamp APos TPos Freq Level Line Margin Level Factor Loss Factor Remark MHz dBuV/m dBuV/m dB dBuV dB/m dB dB cm deg 1 5149.44 48.02 54.00 -5.98 33.84 34.87 11.09 31.78 229 316 AVERAGE	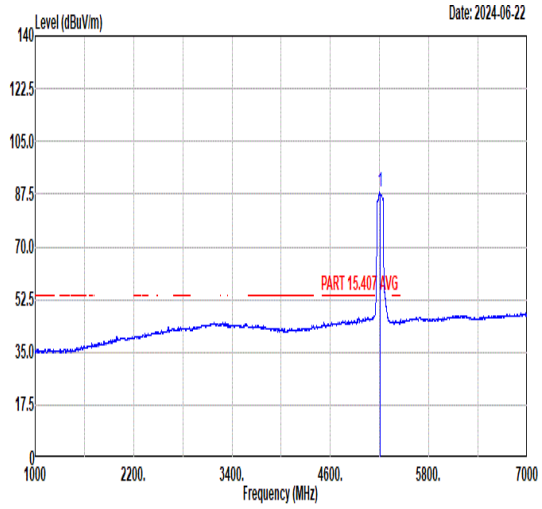 Limit Read Ant Cable Preamp APos TPos Freq Level Line Margin Level Factor Loss Factor Remark MHz dBuV/m dBuV/m dB dBuV dB/m dB dB cm deg 1 5210.00 88.03 ------ ------ 73.95 34.86 11.06 31.84 229 316 AVERAGE

Mode	9	
	Band Edge - R	
	U-NII-1_5.15-5.25_802.11ax HE80_CH42_5210MHz	
ANT	10	
Pol.	Vertical	Fundamental
Peak	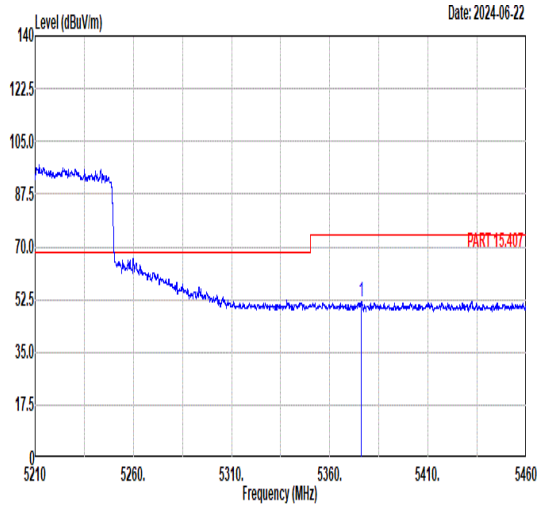 Freq Level Limit Line Margin Read Level Ant Factor Cable Loss Preamp Factor APos TPos Remark MHz dBuV/m dBuV/m dB dBuV dB/m dB dB cm deg 1 5376.15 51.97 74.00 -22.03 38.29 34.82 10.92 32.06 229 316 PEAK	Blank
Avg	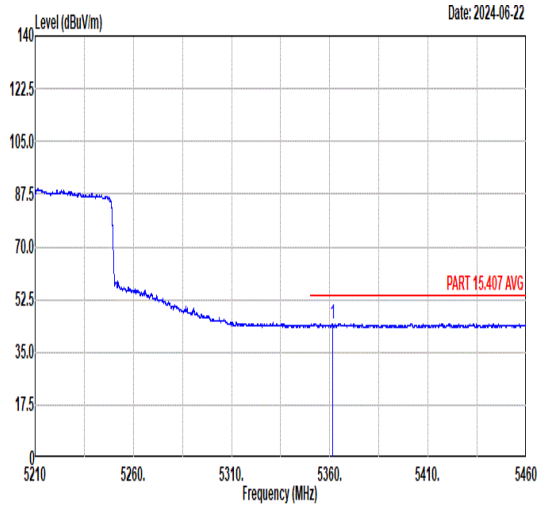 Freq Level Limit Line Margin Read Level Ant Factor Cable Loss Preamp Factor APos TPos Remark MHz dBuV/m dBuV/m dB dBuV dB/m dB dB cm deg 1 5361.38 44.62 54.00 -9.38 30.89 34.83 10.94 32.04 229 316 AVERAGE	Blank

Mode	10	
	Harmonic	
	U-NII-2A_5.25-5.35_802.11a_CH52_5260MHz	
ANT	10	
Pol.	Horizontal	Vertical
Peak Avg	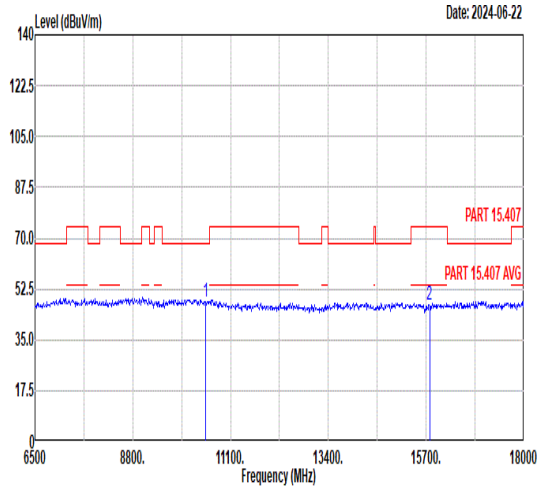 Freq Level Limit Line Margin Read Level Ant Factor Cable Loss Preamp Factor APos TPos Remark MHz dBuV/m dBuV/m dB dBuV dB/m dB dB cm deg 1 10520.00 48.17 68.30 -20.13 45.22 39.50 14.25 50.80 -- -- Peak 2 15780.00 47.27 74.00 -26.73 39.89 41.97 17.04 51.63 -- -- Peak	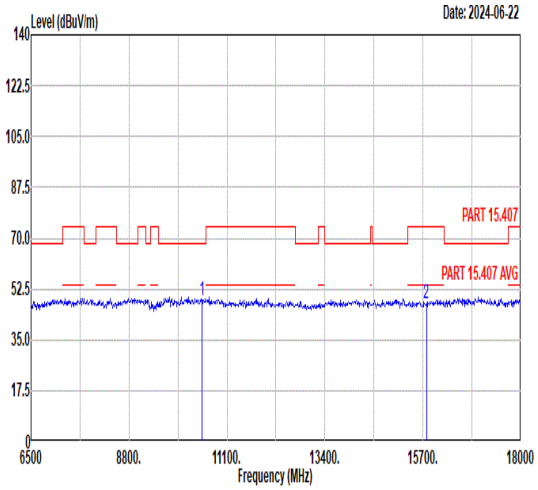 Freq Level Limit Line Margin Read Level Ant Factor Cable Loss Preamp Factor APos TPos Remark MHz dBuV/m dBuV/m dB dBuV dB/m dB dB cm deg 1 10520.00 48.77 68.30 -19.53 45.82 39.50 14.25 50.80 -- -- Peak 2 15780.00 47.68 74.00 -26.32 40.30 41.97 17.04 51.63 -- -- Peak

Mode	11	
	Harmonic	
	U-NII-2A_5.25-5.35_802.11a_CH60_5300MHz	
ANT	10	
Pol.	Horizontal	Vertical
Peak Avg	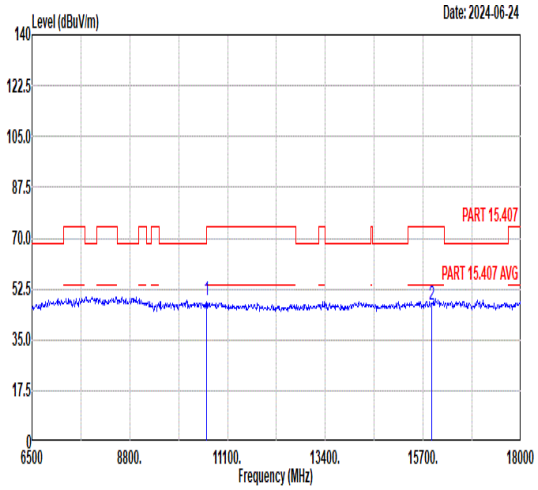 Freq Level Limit Line Margin Read Level Ant Factor Cable Loss Preamp Factor APos TPos Remark MHz dBuV/m dBuV/m dB dBuV dB/m dB dB cm deg 1 10600.00 48.52 74.00 -25.48 45.54 39.48 14.30 50.80 -- -- Peak 2 15900.00 47.24 74.00 -26.76 39.78 42.04 17.14 51.72 -- -- Peak	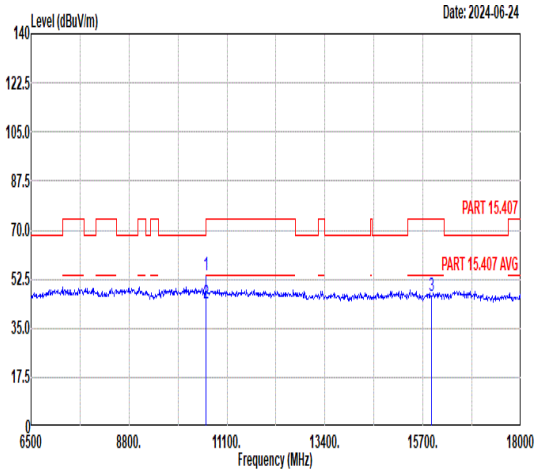 Freq Level Limit Line Margin Read Level Ant Factor Cable Loss Preamp Factor APos TPos Remark MHz dBuV/m dBuV/m dB dBuV dB/m dB dB cm deg 1 10600.00 53.90 74.00 -20.10 50.92 39.48 14.30 50.80 100 12 Peak 2 10600.00 43.92 54.00 -10.08 40.94 39.48 14.30 50.80 100 12 Average 3 15900.00 46.62 74.00 -27.38 39.16 42.04 17.14 51.72 -- -- Peak

Mode	12	
	Band Edge	
	U-NII-2A_5.25-5.35_802.11a_CH64_5320MHz	
ANT	10	
Pol.	Horizontal	Fundamental
Peak	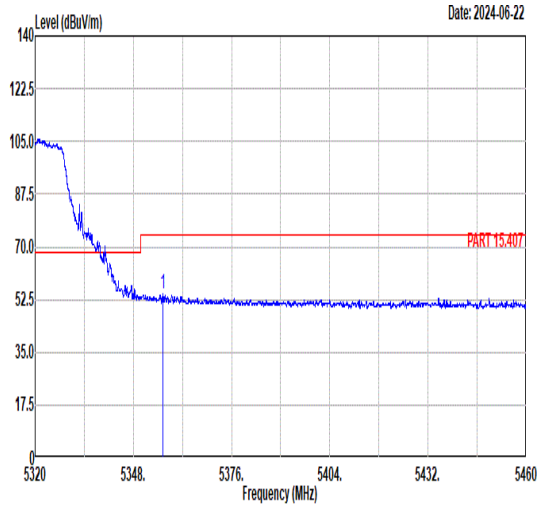 Freq Level Limit Line Margin (dB) Read Level Ant Factor Cable Loss Preamp Factor APos TPos Remark MHz dBuV/m dBuV/m dBuV dB/m dB dB cm deg 1 5356.47 54.33 74.00 -19.67 40.60 34.83 10.94 32.04 219 2 PEAK	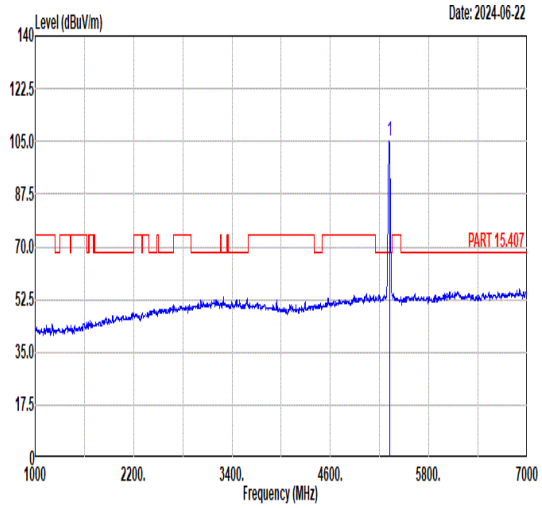 Freq Level Limit Line Margin (dB) Read Level Ant Factor Cable Loss Preamp Factor APos TPos Remark MHz dBuV/m dBuV/m dBuV dB/m dB dB cm deg 1 5320.00 104.96 ------ ------ 91.14 34.84 10.97 31.99 219 2 PEAK
Avg	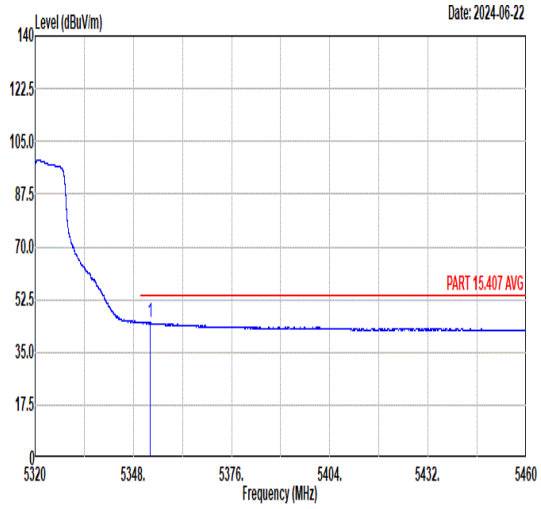 Freq Level Limit Line Margin (dB) Read Level Ant Factor Cable Loss Preamp Factor APos TPos Remark MHz dBuV/m dBuV/m dBuV dB/m dB dB cm deg 1 5352.70 44.97 54.00 -9.03 31.23 34.83 10.94 32.03 219 2 AVERAGE	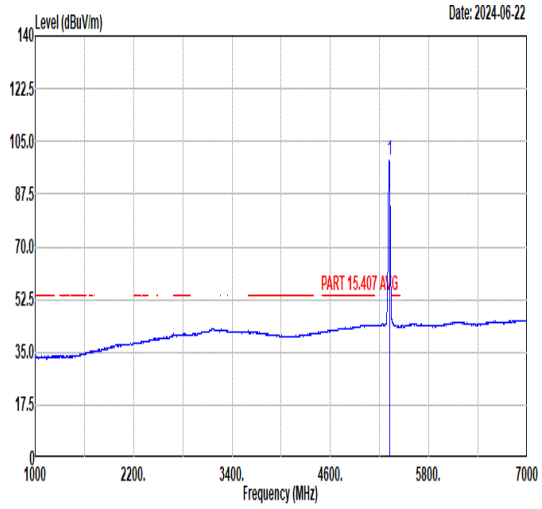 Freq Level Limit Line Margin (dB) Read Level Ant Factor Cable Loss Preamp Factor APos TPos Remark MHz dBuV/m dBuV/m dBuV dB/m dB dB cm deg 1 5320.00 98.68 ------ ------ 84.86 34.84 10.97 31.99 219 2 AVERAGE

Mode	12	
	Band Edge	
	U-NII-2A_5.25-5.35_802.11a_CH64_5320MHz	
ANT	10	
Pol.	Vertical	Fundamental
Peak	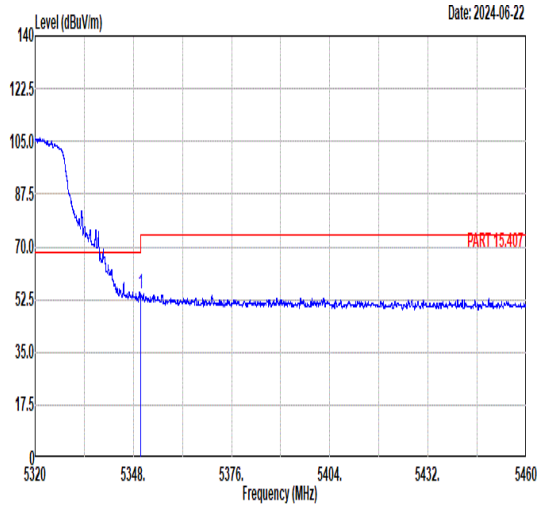 Freq Level Limit Line Margin Read Level Ant Factor Cable Loss Preamp Factor APos TPos Remark MHz dBuV/m dBuV/m dB dBuV dB/m dB dB cm deg 1 5350.17 54.20 74.00 -19.80 40.46 34.83 10.94 32.03 221 318 PEAK	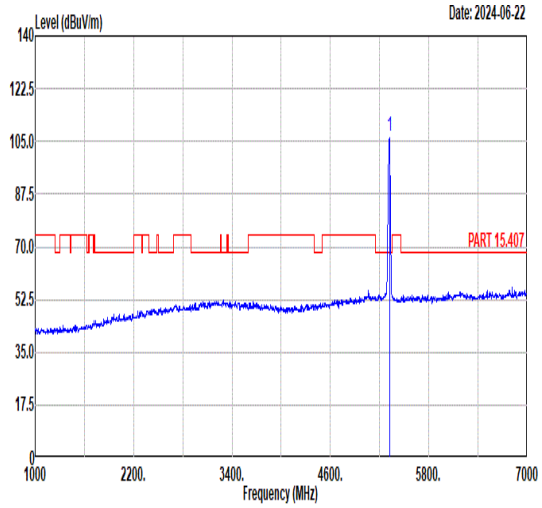 Freq Level Limit Line Margin Read Level Ant Factor Cable Loss Preamp Factor APos TPos Remark MHz dBuV/m dBuV/m dB dBuV dB/m dB dB cm deg 1 5320.00 106.58 ------ ------ 92.76 34.84 10.97 31.99 221 318 PEAK
Avg	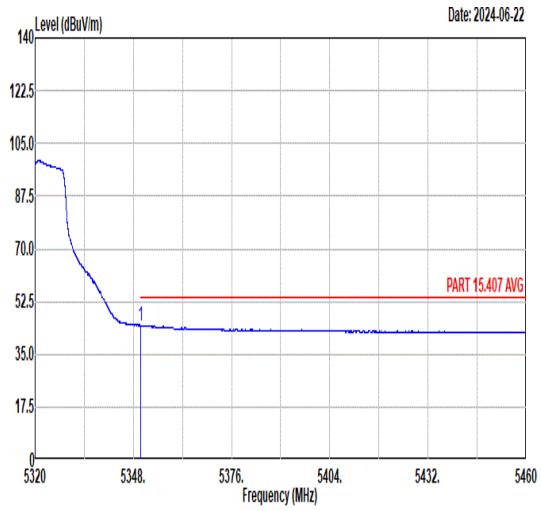 Freq Level Limit Line Margin Read Level Ant Factor Cable Loss Preamp Factor APos TPos Remark MHz dBuV/m dBuV/m dB dBuV dB/m dB dB cm deg 1 5350.00 44.57 54.00 -9.43 30.83 34.83 10.94 32.03 221 318 AVERAGE	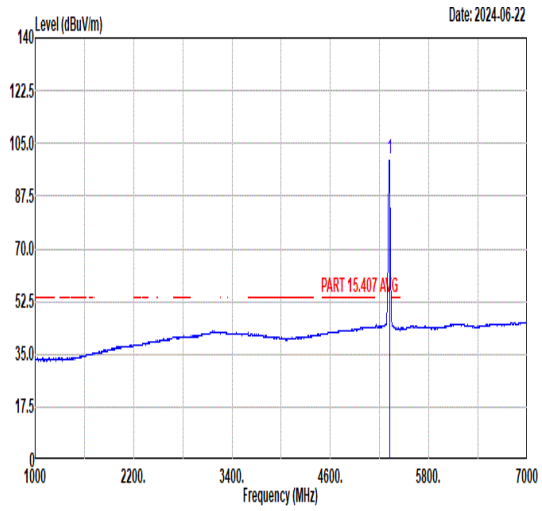 Freq Level Limit Line Margin Read Level Ant Factor Cable Loss Preamp Factor APos TPos Remark MHz dBuV/m dBuV/m dB dBuV dB/m dB dB cm deg 1 5320.00 100.06 ------ ------ 86.24 34.84 10.97 31.99 221 318 AVERAGE

Mode	12	
	Harmonic	
	U-NII-2A_5.25-5.35_802.11a_CH64_5320MHz	
ANT	10	
Pol.	Horizontal	Vertical
Peak Avg	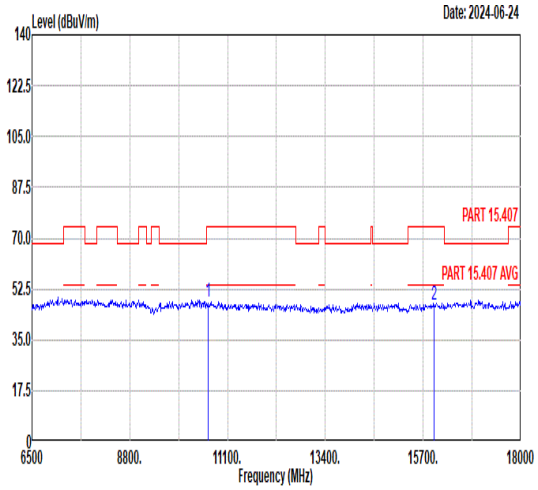 Freq Level Limit Line Margin Read Level Ant Factor Cable Loss Preamp Factor APos TPos Remark MHz dBuV/m dBuV/m dB dBuV dB/m dB dB cm deg 1 10640.00 48.06 74.00 -25.94 45.07 39.47 14.32 50.80 -- -- Peak 2 15960.00 47.21 74.00 -26.79 39.71 42.08 17.19 51.77 -- -- Peak	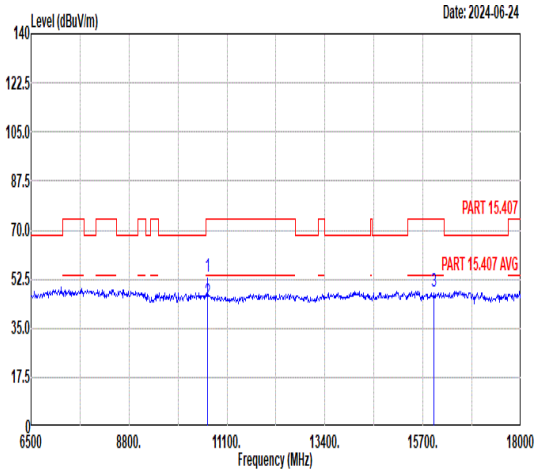 Freq Level Limit Line Margin Read Level Ant Factor Cable Loss Preamp Factor APos TPos Remark MHz dBuV/m dBuV/m dB dBuV dB/m dB dB cm deg 1 10640.00 53.55 74.00 -20.45 50.56 39.47 14.32 50.80 100 12 Peak 2 10640.00 44.34 54.00 -9.66 41.35 39.47 14.32 50.80 100 12 Average 3 15960.00 47.86 74.00 -26.14 40.36 42.08 17.19 51.77 -- -- Peak

Mode	13	
	Harmonic	
	U-NII-2A_5.25-5.35_802.11ax HE20_CH52_5260MHz	
ANT	10	
Pol.	Horizontal	Vertical
Peak Avg	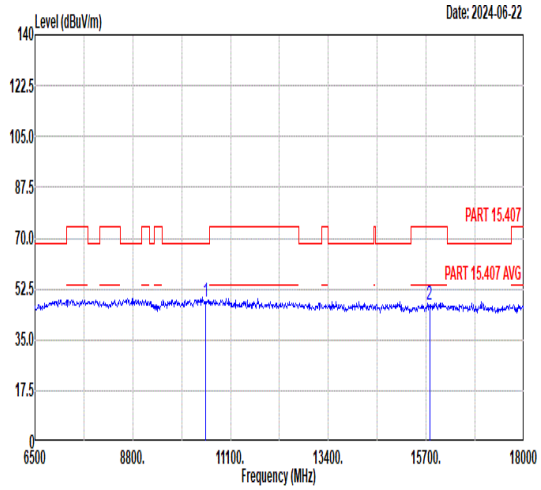 Freq Level Limit Line Margin Read Level Ant Factor Cable Loss Preamp Factor APos TPos Remark MHz dBuV/m dBuV/m dB dBuV dB/m dB dB cm deg 1 10520.00 48.30 68.30 -20.00 45.35 39.50 14.25 50.80 -- -- Peak 2 15780.00 47.00 74.00 -27.00 39.62 41.97 17.04 51.63 -- -- Peak	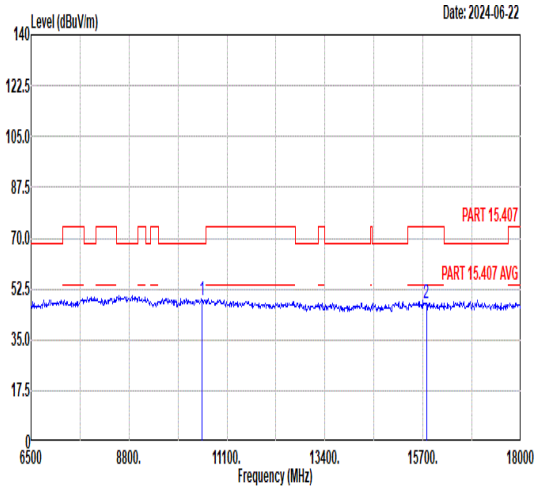 Freq Level Limit Line Margin Read Level Ant Factor Cable Loss Preamp Factor APos TPos Remark MHz dBuV/m dBuV/m dB dBuV dB/m dB dB cm deg 1 10520.00 48.46 68.30 -19.84 45.51 39.50 14.25 50.80 -- -- Peak 2 15780.00 47.62 74.00 -26.38 40.24 41.97 17.04 51.63 -- -- Peak

Mode	14	
	Harmonic	
	U-NII-2A_5.25-5.35_802.11ax HE20_CH60_5300MHz	
ANT	10	
Pol.	Horizontal	Vertical
Peak Avg	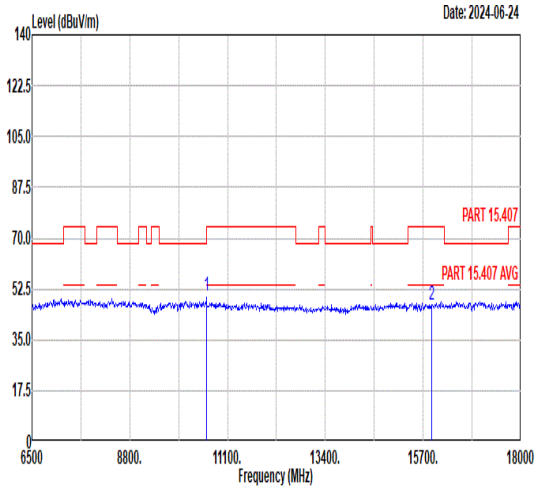 Freq Level Limit Line Margin Read Level Ant Factor Cable Loss Preamp Factor APos TPos Remark MHz dBuV/m dBuV/m dB dBuV dB/m dB dB cm deg 1 10600.00 49.94 74.00 -24.06 46.96 39.48 14.30 50.80 -- -- Peak 2 15900.00 46.96 74.00 -27.04 39.50 42.04 17.14 51.72 -- -- Peak	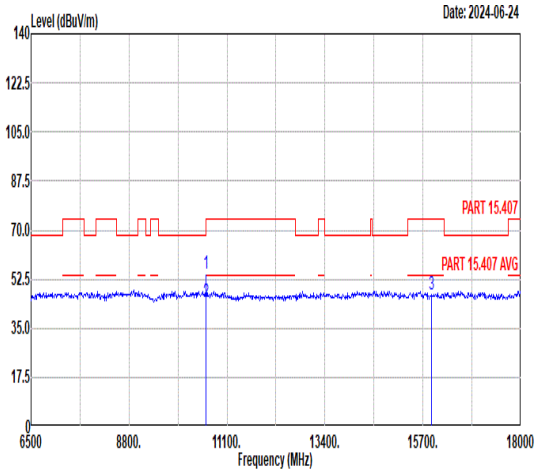 Freq Level Limit Line Margin Read Level Ant Factor Cable Loss Preamp Factor APos TPos Remark MHz dBuV/m dBuV/m dB dBuV dB/m dB dB cm deg 1 10600.00 54.22 74.00 -19.78 51.24 39.48 14.30 50.80 100 12 Peak 2 10600.00 44.19 54.00 -9.81 41.21 39.48 14.30 50.80 100 12 Average 3 15900.00 46.78 74.00 -27.22 39.32 42.04 17.14 51.72 -- -- Peak

Mode	15	
	Band Edge	
	U-NII-2A_5.25-5.35_802.11ax HE20_CH64_5320MHz	
ANT	10	
Pol.	Horizontal	Fundamental
Peak	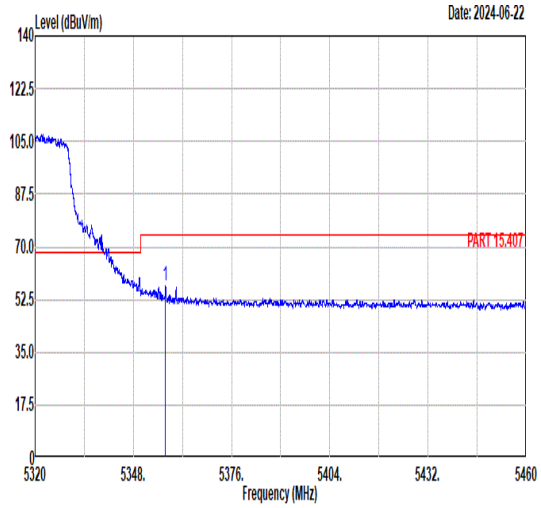 Freq Level Limit Line Margin Read Level Ant Factor Cable Loss Preamp Factor APos TPos Remark MHz dBuV/m dBuV/m dB dBuV dB/m dB dB cm deg 1 5357.17 57.08 74.00 -16.92 43.35 34.83 10.94 32.04 220 2 PEAK	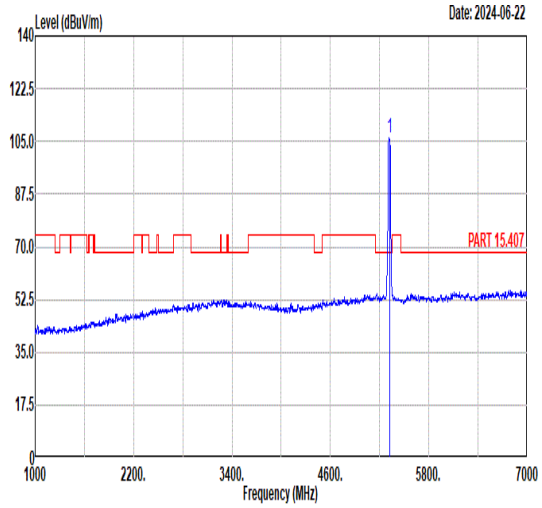 Freq Level Limit Line Margin Read Level Ant Factor Cable Loss Preamp Factor APos TPos Remark MHz dBuV/m dBuV/m dB dBuV dB/m dB dB cm deg 1 5320.00 106.28 ------ ------ 92.45 34.84 10.97 31.98 220 2 PEAK
Avg	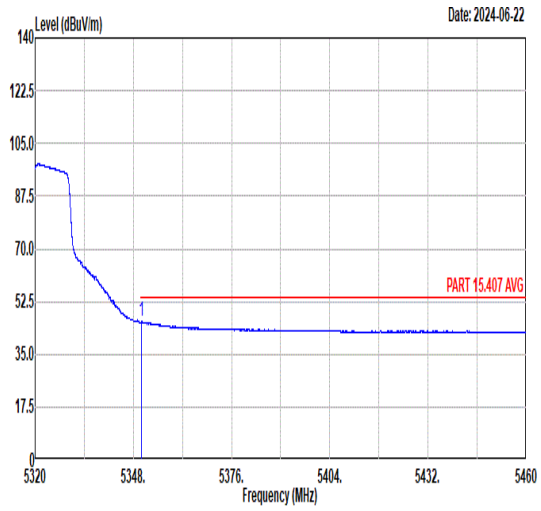 Freq Level Limit Line Margin Read Level Ant Factor Cable Loss Preamp Factor APos TPos Remark MHz dBuV/m dBuV/m dB dBuV dB/m dB dB cm deg 1 5350.31 45.77 54.00 -8.23 32.03 34.83 10.94 32.03 220 2 AVERAGE	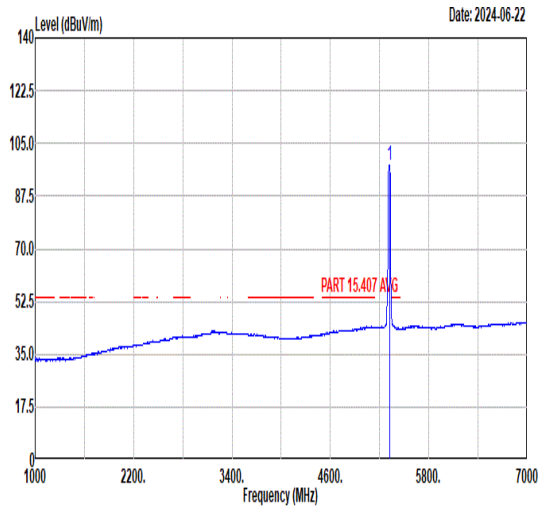 Freq Level Limit Line Margin Read Level Ant Factor Cable Loss Preamp Factor APos TPos Remark MHz dBuV/m dBuV/m dB dBuV dB/m dB dB cm deg 1 5320.00 98.00 ------ ------ 84.18 34.84 10.97 31.99 220 2 AVERAGE

Mode	15	
	Band Edge	
	U-NII-2A_5.25-5.35_802.11ax HE20_CH64_5320MHz	
ANT	10	
Pol.	Vertical	Fundamental
Peak	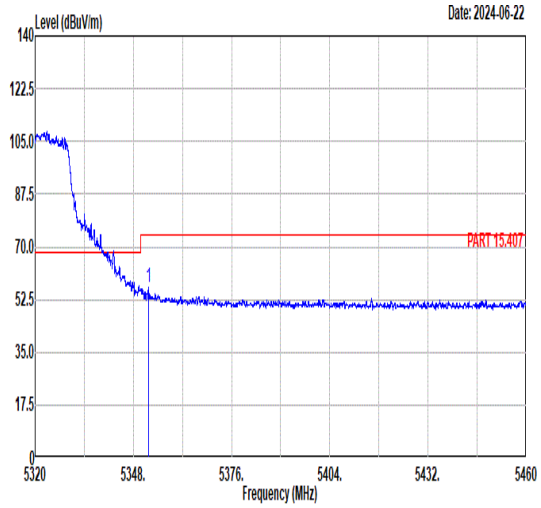 Freq Level Limit Line Margin Read Level Ant Factor Cable Loss Preamp Factor APos TPos Remark MHz dBuV/m dBuV/m dB dBuV dB/m dB dB cm deg 1 5352.27 56.34 74.00 -17.66 42.60 34.83 10.94 32.03 221 319 PEAK	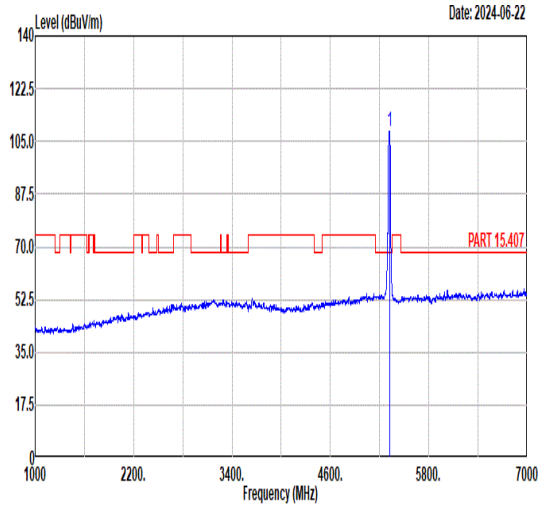 Freq Level Limit Line Margin Read Level Ant Factor Cable Loss Preamp Factor APos TPos Remark MHz dBuV/m dBuV/m dB dBuV dB/m dB dB cm deg 1 5320.00 108.17 ------ ------ 94.35 34.84 10.97 31.99 221 319 PEAK
Avg	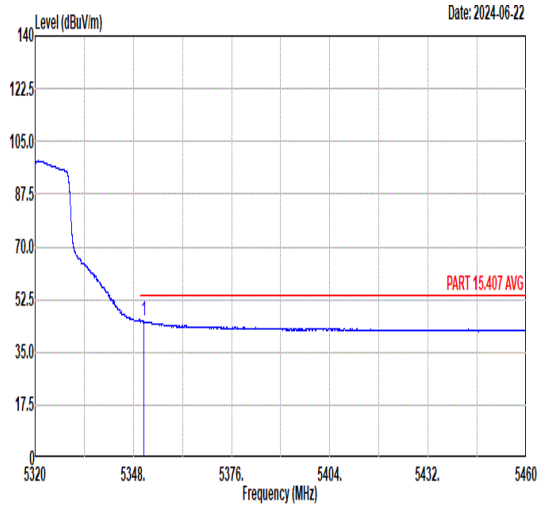 Freq Level Limit Line Margin Read Level Ant Factor Cable Loss Preamp Factor APos TPos Remark MHz dBuV/m dBuV/m dB dBuV dB/m dB dB cm deg 1 5350.88 45.48 54.00 -8.52 31.74 34.83 10.94 32.03 221 319 AVERAGE	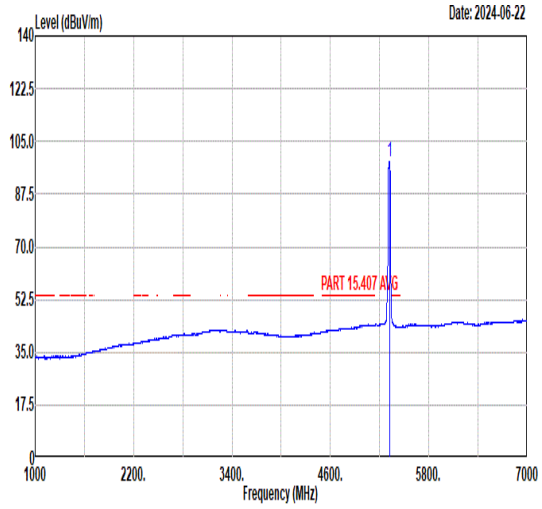 Freq Level Limit Line Margin Read Level Ant Factor Cable Loss Preamp Factor APos TPos Remark MHz dBuV/m dBuV/m dB dBuV dB/m dB dB cm deg 1 5320.00 98.40 ------ ------ 84.58 34.84 10.97 31.99 221 319 AVERAGE

Mode	15	
	Harmonic	
	U-NII-2A_5.25-5.35_802.11ax HE20_CH64_5320MHz	
ANT	10	
Pol.	Horizontal	Vertical
Peak Avg	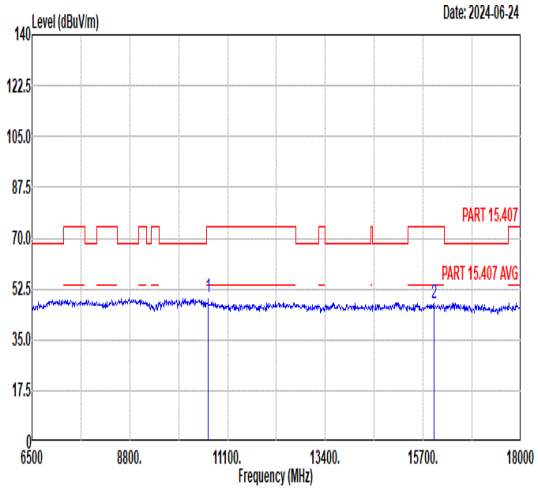 Freq Level Limit Line Margin Read Level Ant Factor Cable Loss Preamp Factor APos TPos Remark MHz dBuV/m dBuV/m dB dBuV dB/m dB dB cm deg 1 10640.00 49.81 74.00 -24.19 46.82 39.47 14.32 50.80 -- -- Peak 2 15960.00 47.57 74.00 -26.43 40.07 42.08 17.19 51.77 -- -- Peak	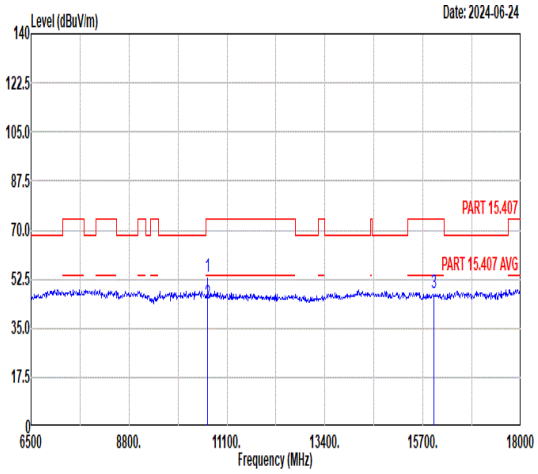 Freq Level Limit Line Margin Read Level Ant Factor Cable Loss Preamp Factor APos TPos Remark MHz dBuV/m dBuV/m dB dBuV dB/m dB dB cm deg 1 10640.00 53.34 74.00 -20.66 50.35 39.47 14.32 50.80 100 12 Peak 2 10640.00 43.94 54.00 -10.06 40.95 39.47 14.32 50.80 100 12 Average 3 15960.00 47.32 74.00 -26.68 39.82 42.08 17.19 51.77 -- -- Peak

Mode	16	
	Band Edge - L	
	U-NII-2A_5.25-5.35_802.11ax HE40_CH54_5270MHz	
ANT	10	
Pol.	Horizontal	Fundamental
Peak	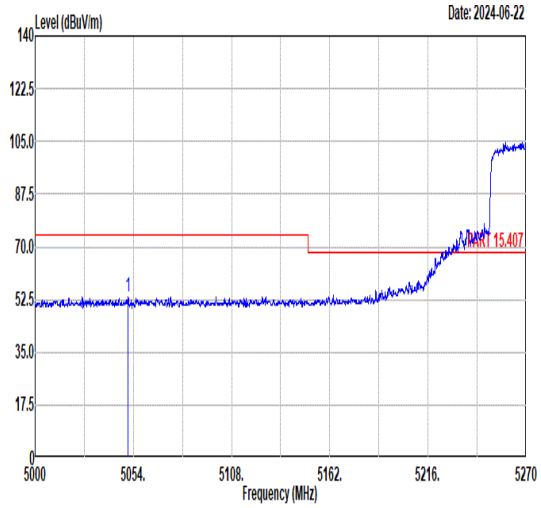 Freq Level Limit Line Margin (dB) Read Level Ant Factor Cable Loss Preamp Factor APos TPos Remark MHz dBuV/m dBuV/m dBuV dB/m dB dB cm deg 1 5051.19 53.60 74.00 -20.40 39.23 34.89 11.14 31.66 212 2 PEAK	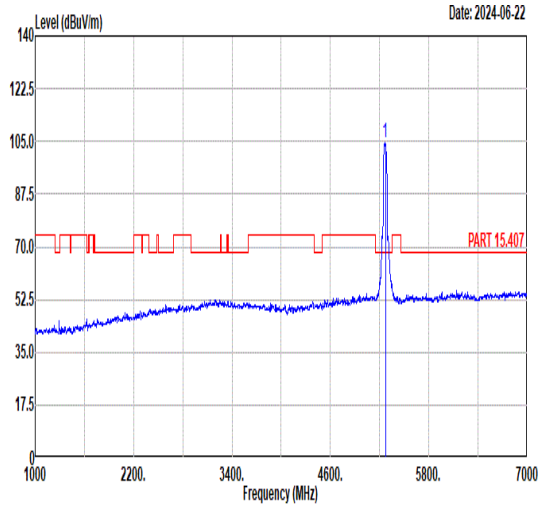 Freq Level Limit Line Margin (dB) Read Level Ant Factor Cable Loss Preamp Factor APos TPos Remark MHz dBuV/m dBuV/m dBuV dB/m dB dB cm deg 1 5270.00 104.49 ------ ------ 90.56 34.85 11.01 31.93 212 2 PEAK
Avg	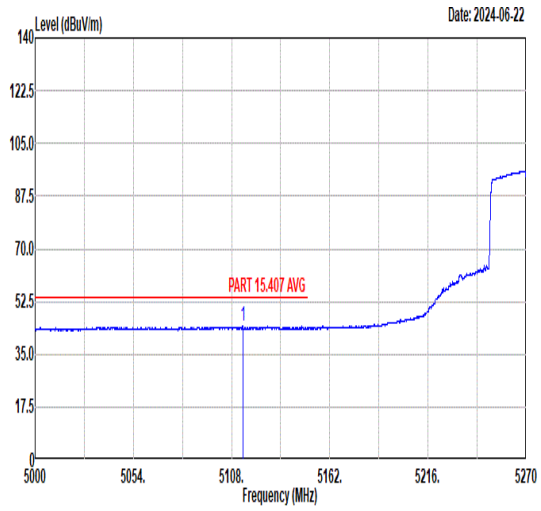 Freq Level Limit Line Margin (dB) Read Level Ant Factor Cable Loss Preamp Factor APos TPos Remark MHz dBuV/m dBuV/m dBuV dB/m dB dB cm deg 1 5114.10 44.37 54.00 -9.63 30.12 34.88 11.11 31.74 212 2 AVERAGE	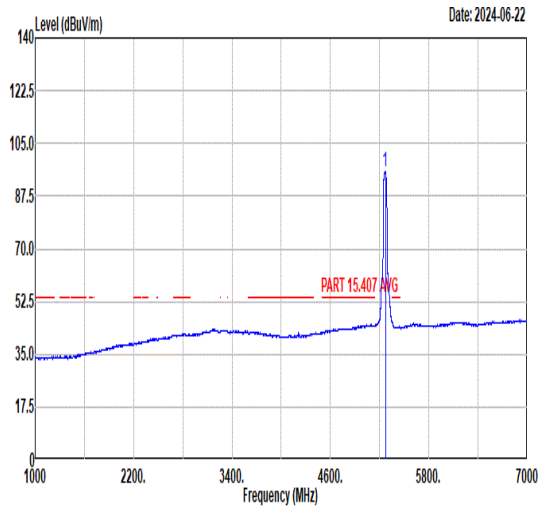 Freq Level Limit Line Margin (dB) Read Level Ant Factor Cable Loss Preamp Factor APos TPos Remark MHz dBuV/m dBuV/m dBuV dB/m dB dB cm deg 1 5270.00 95.74 ------ ------ 81.81 34.85 11.01 31.93 212 2 AVERAGE

Mode	16	
	Band Edge - R	
	U-NII-2A_5.25-5.35_802.11ax HE40_CH54_5270MHz	
ANT	10	
Pol.	Horizontal	Fundamental
Peak	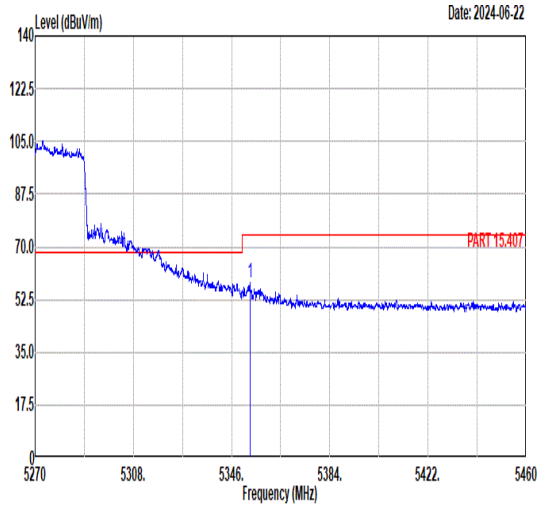 Freq Level Limit Line Margin (dB) Read Level Ant Factor Cable Loss Preamp Factor APos TPos Remark MHz dBuV/m dBuV/m dBuV dB/m dB dB cm deg 1 5353.13 58.16 74.00 -15.84 44.42 34.83 10.94 32.03 212 2 PEAK	Blank
Avg	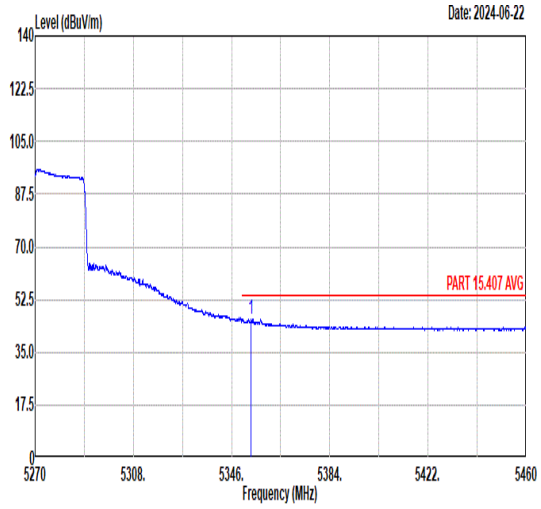 Freq Level Limit Line Margin (dB) Read Level Ant Factor Cable Loss Preamp Factor APos TPos Remark MHz dBuV/m dBuV/m dBuV dB/m dB dB cm deg 1 5353.51 46.04 54.00 -7.96 32.30 34.83 10.94 32.03 212 2 AVERAGE	Blank

Mode	16	
	Band Edge - L	
	U-NII-2A_5.25-5.35_802.11ax HE40_CH54_5270MHz	
ANT	10	
Pol.	Vertical	Fundamental
Peak	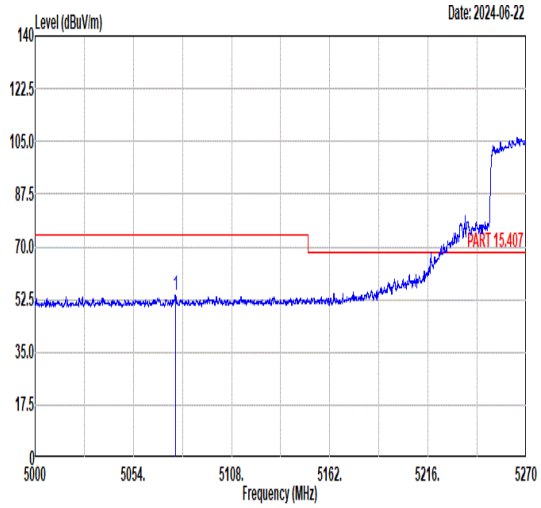 Freq Level Limit Line Margin (dB) Read Level Ant Factor Cable Loss Preamp Factor APos TPos Remark MHz dBuV/m dBuV/m dBuV dB/m dB dB cm deg 1 5077.09 53.97 74.00 -20.03 39.65 34.88 11.13 31.69 226 319 PEAK	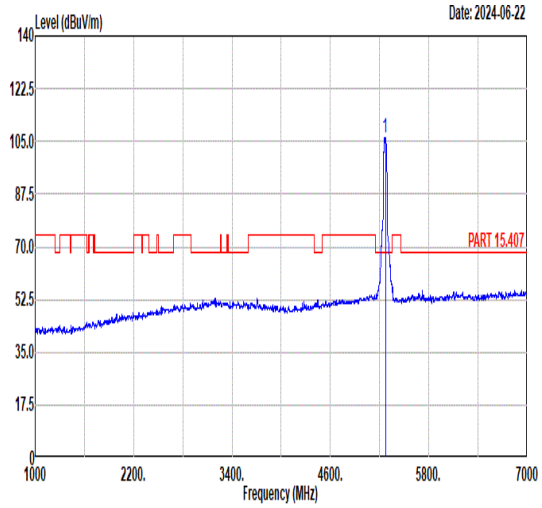 Freq Level Limit Line Margin (dB) Read Level Ant Factor Cable Loss Preamp Factor APos TPos Remark MHz dBuV/m dBuV/m dBuV dB/m dB dB cm deg 1 5270.00 106.41 ------ ------ 92.51 34.84 11.00 31.94 226 319 PEAK
Avg	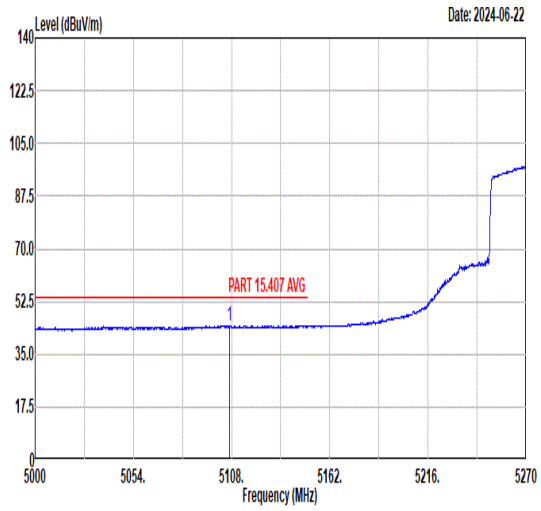 Freq Level Limit Line Margin (dB) Read Level Ant Factor Cable Loss Preamp Factor APos TPos Remark MHz dBuV/m dBuV/m dBuV dB/m dB dB cm deg 1 5107.06 44.55 54.00 -9.45 30.29 34.88 11.11 31.73 226 319 AVERAGE	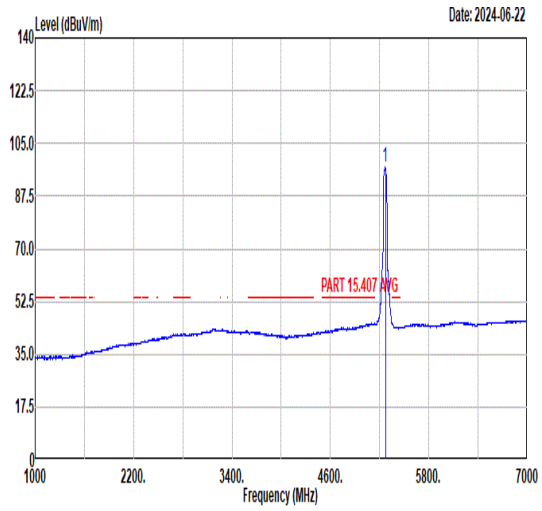 Freq Level Limit Line Margin (dB) Read Level Ant Factor Cable Loss Preamp Factor APos TPos Remark MHz dBuV/m dBuV/m dBuV dB/m dB dB cm deg 1 5270.00 96.95 ------ ------ 83.02 34.85 11.01 31.93 226 319 AVERAGE

Mode	16	
	Band Edge - R	
	U-NII-2A_5.25-5.35_802.11ax HE40_CH54_5270MHz	
ANT	10	
Pol.	Vertical	Fundamental
Peak	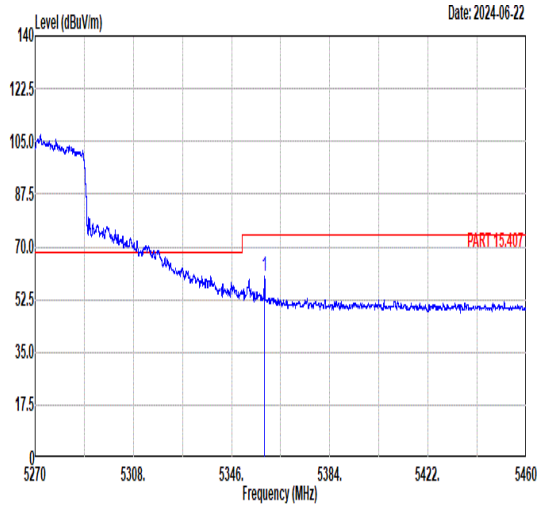 Freq Level Limit Line Margin (dB) Read Level Ant Factor Cable Loss Preamp Factor APos TPos Remark MHz dBuV/m dBuV/m dBuV dB/m dB dB cm deg 1 5358.84 60.16 74.00 -13.84 46.43 34.83 10.94 32.04 226 319 PEAK	Blank
Avg	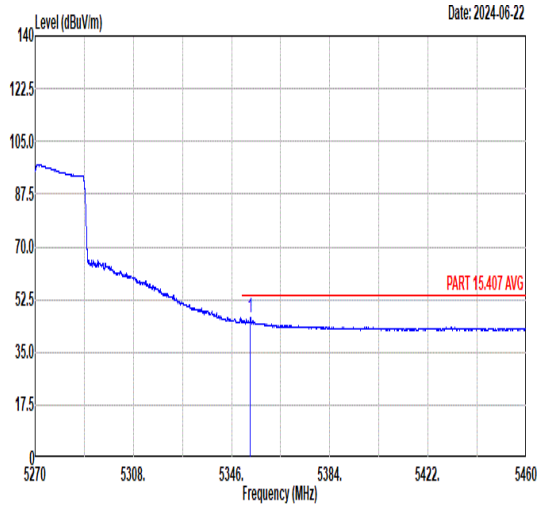 Freq Level Limit Line Margin (dB) Read Level Ant Factor Cable Loss Preamp Factor APos TPos Remark MHz dBuV/m dBuV/m dBuV dB/m dB dB cm deg 1 5353.33 46.31 54.00 -7.69 32.57 34.83 10.94 32.03 226 319 AVERAGE	Blank

Mode	17	
	Band Edge - L	
	U-NII-2A_5.25-5.35_802.11ax HE40_CH62_5310MHz	
ANT	10	
Pol.	Horizontal	Fundamental
Peak	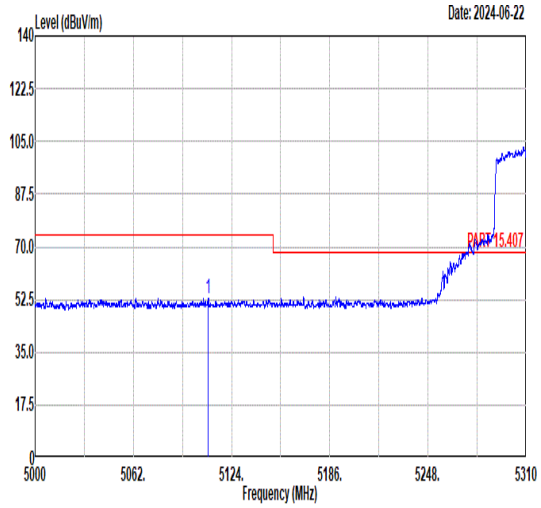 Freq Level Limit Line Margin (dB) Read Level Ant Factor Cable Loss Preamp Factor APos TPos Remark MHz dBuV/m dBuV/m dBuV dB/m dB dB cm deg 1 5109.31 52.99 74.00 -21.01 38.73 34.88 11.11 31.73 211 3 PEAK	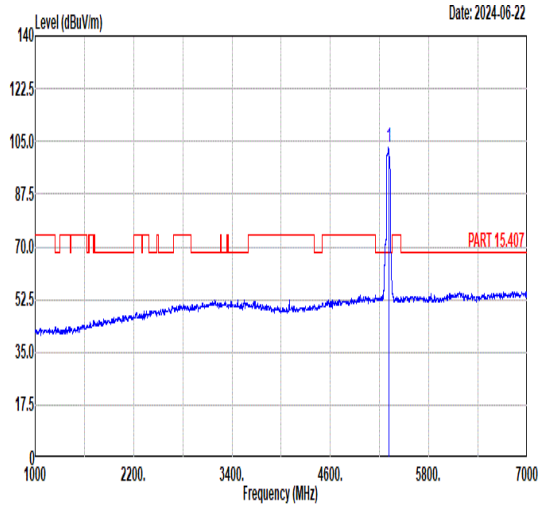 Freq Level Limit Line Margin (dB) Read Level Ant Factor Cable Loss Preamp Factor APos TPos Remark MHz dBuV/m dBuV/m dBuV dB/m dB dB cm deg 1 5310.00 102.87 ------ ------ 89.02 34.84 10.98 31.97 211 3 PEAK
Avg	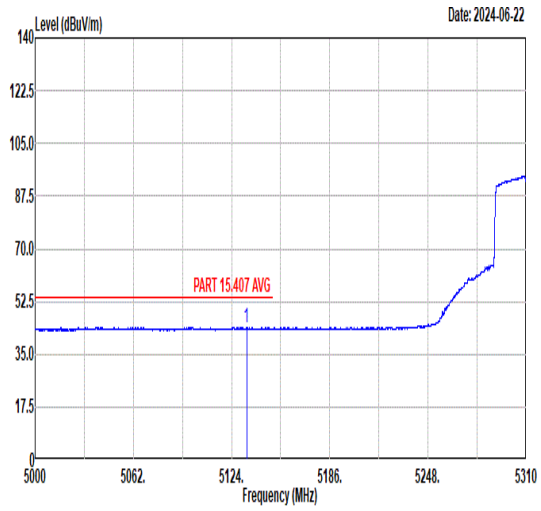 Freq Level Limit Line Margin (dB) Read Level Ant Factor Cable Loss Preamp Factor APos TPos Remark MHz dBuV/m dBuV/m dBuV dB/m dB dB cm deg 1 5133.49 43.99 54.00 -10.01 29.79 34.87 11.09 31.76 211 3 AVERAGE	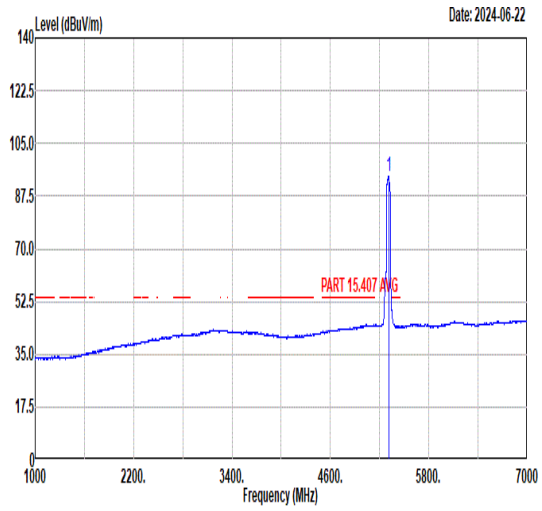 Freq Level Limit Line Margin (dB) Read Level Ant Factor Cable Loss Preamp Factor APos TPos Remark MHz dBuV/m dBuV/m dBuV dB/m dB dB cm deg 1 5310.00 93.93 ------ ------ 80.08 34.84 10.98 31.97 211 3 AVERAGE

Mode	17	
	Band Edge - R	
	U-NII-2A_5.25-5.35_802.11ax HE40_CH62_5310MHz	
ANT	10	
Pol.	Horizontal	Fundamental
Peak	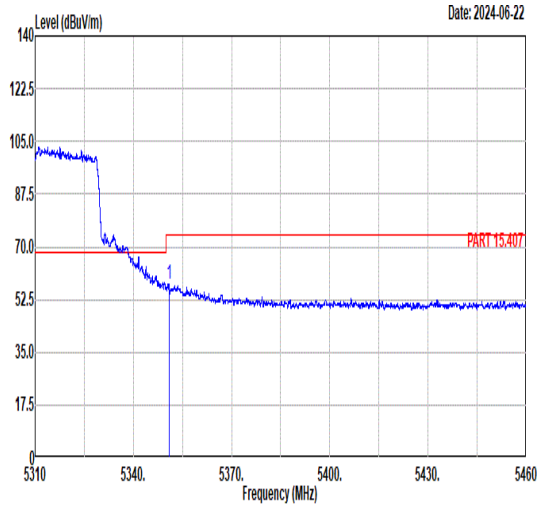 Freq Level Limit Line Margin (dB) Read Level Ant Factor Cable Loss Preamp Factor APos TPos Remark MHz dBuV/m dBuV/m dBuV dB/m dB dB cm deg 1 5350.89 57.56 74.00 -16.44 43.82 34.83 10.94 32.03 211 3 PEAK	Blank
Avg	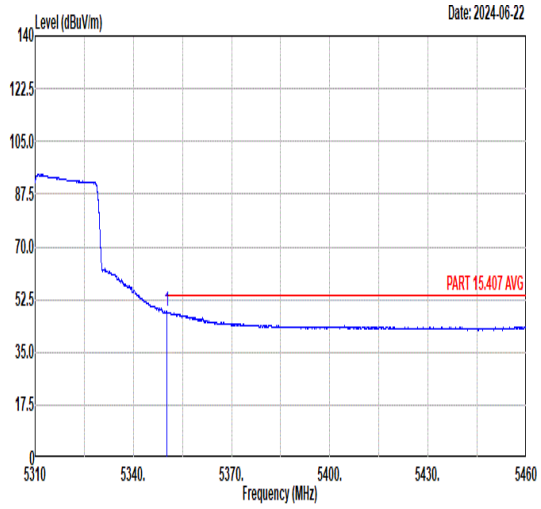 Freq Level Limit Line Margin (dB) Read Level Ant Factor Cable Loss Preamp Factor APos TPos Remark MHz dBuV/m dBuV/m dBuV dB/m dB dB cm deg 1 5350.13 48.55 54.00 -5.45 34.81 34.83 10.94 32.03 211 3 AVERAGE	Blank

Mode	17	
	Band Edge - L	
	U-NII-2A_5.25-5.35_802.11ax HE40_CH62_5310MHz	
ANT	10	
Pol.	Vertical	Fundamental
Peak	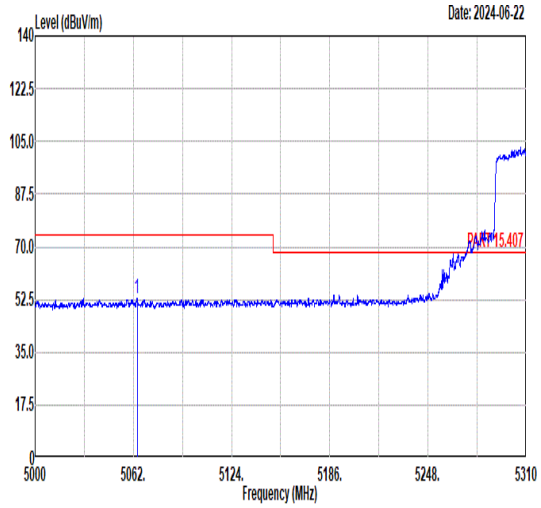 Freq Level Limit Line Margin (dB) Read Level Ant Factor Cable Loss Preamp Factor APos TPos Remark MHz dBuV/m dBuV/m dBuV dB/m dB dB cm deg 1 5064.36 52.94 74.00 -21.06 38.60 34.89 11.13 31.68 207 305 PEAK	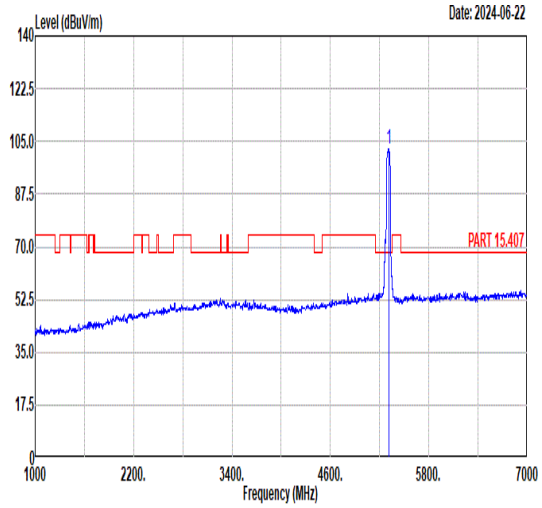 Freq Level Limit Line Margin (dB) Read Level Ant Factor Cable Loss Preamp Factor APos TPos Remark MHz dBuV/m dBuV/m dBuV dB/m dB dB cm deg 1 5310.00 102.30 ------ ------ 88.47 34.84 10.97 31.98 207 305 PEAK
Avg	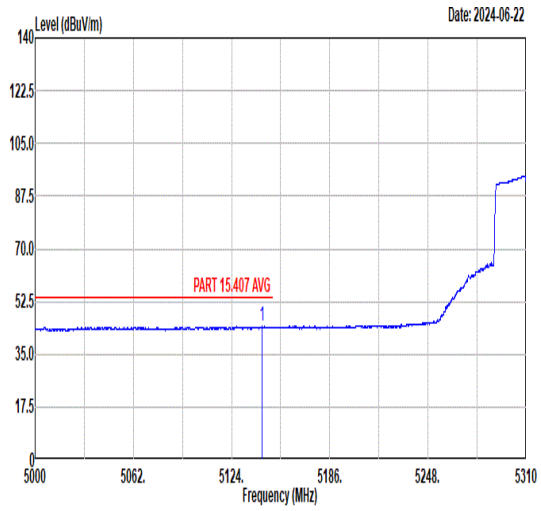 Freq Level Limit Line Margin (dB) Read Level Ant Factor Cable Loss Preamp Factor APos TPos Remark MHz dBuV/m dBuV/m dBuV dB/m dB dB cm deg 1 5143.10 44.22 54.00 -9.78 30.03 34.87 11.09 31.77 207 305 AVERAGE	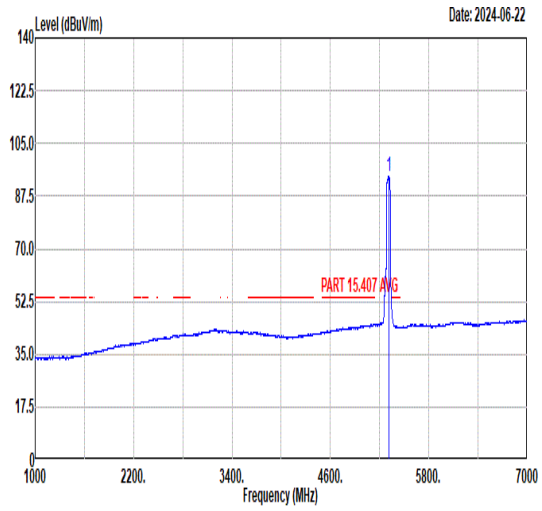 Freq Level Limit Line Margin (dB) Read Level Ant Factor Cable Loss Preamp Factor APos TPos Remark MHz dBuV/m dBuV/m dBuV dB/m dB dB cm deg 1 5310.00 94.07 ------ ------ 80.22 34.84 10.98 31.97 207 305 AVERAGE

Mode	17	
	Band Edge - R	
	U-NII-2A_5.25-5.35_802.11ax HE40_CH62_5310MHz	
ANT	10	
Pol.	Vertical	Fundamental
Peak	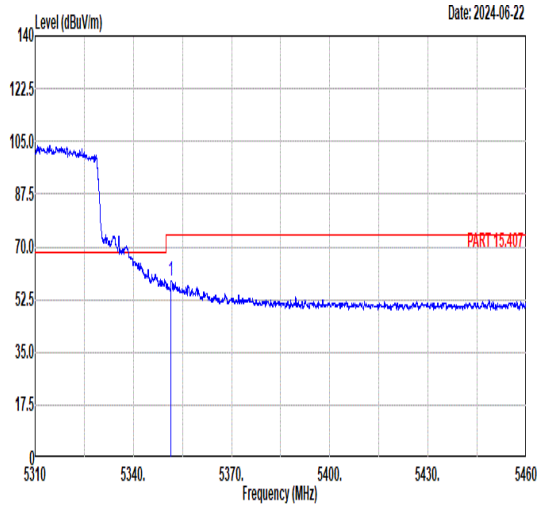 Freq Level Limit Line Margin (dB) Read Level Ant Factor Cable Loss Preamp Factor APos TPos Remark MHz dBuV/m dBuV/m dBuV dB/m dB dB cm deg 1 5351.48 58.53 74.00 -15.47 44.79 34.83 10.94 32.03 207 305 PEAK	Blank
Avg	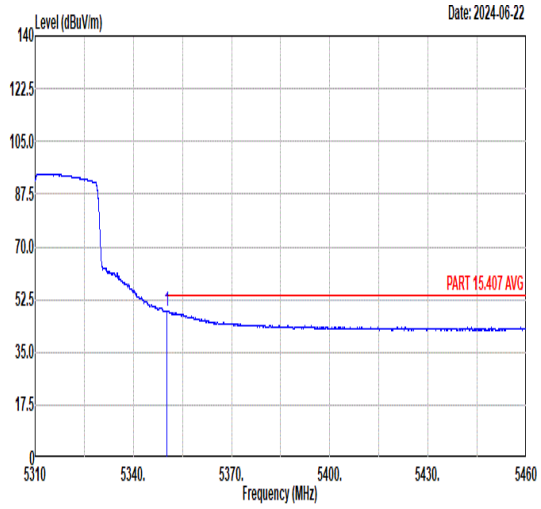 Freq Level Limit Line Margin (dB) Read Level Ant Factor Cable Loss Preamp Factor APos TPos Remark MHz dBuV/m dBuV/m dBuV dB/m dB dB cm deg 1 5350.13 48.86 54.00 -5.14 35.12 34.83 10.94 32.03 207 305 AVERAGE	Blank

Mode	18	
	Band Edge - L	
	U-NII-2A_5.25-5.35_802.11ax HE80_CH58_5290MHz	
ANT	10	
Pol.	Horizontal	Fundamental
Peak	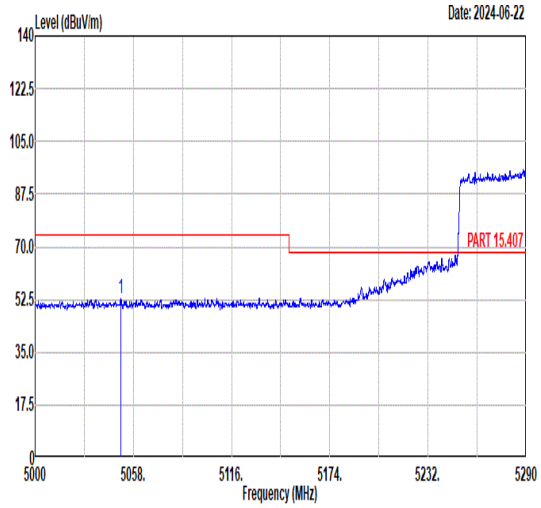 Freq Level Limit Line Margin (dB) Read Level Ant Factor Cable Loss Preamp Factor APos TPos Remark MHz dBuV/m dBuV/m dBuV dB/m dB dB cm deg 1 5050.63 52.93 74.00 -21.07 38.56 34.89 11.14 31.66 198 2 PEAK	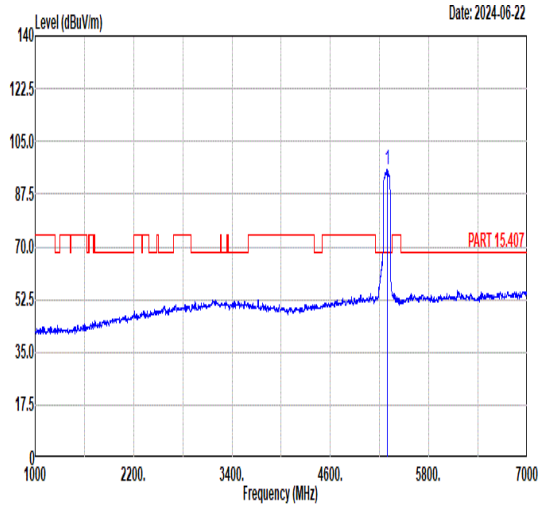 Freq Level Limit Line Margin (dB) Read Level Ant Factor Cable Loss Preamp Factor APos TPos Remark MHz dBuV/m dBuV/m dBuV dB/m dB dB cm deg 1 5290.00 95.86 ------ ------ 81.98 34.84 10.99 31.95 198 2 PEAK
Avg	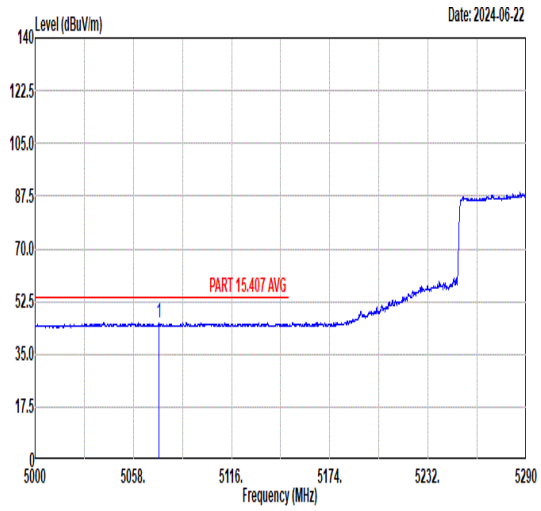 Freq Level Limit Line Margin (dB) Read Level Ant Factor Cable Loss Preamp Factor APos TPos Remark MHz dBuV/m dBuV/m dBuV dB/m dB dB cm deg 1 5073.23 45.50 54.00 -8.50 31.17 34.89 11.13 31.69 198 2 AVERAGE	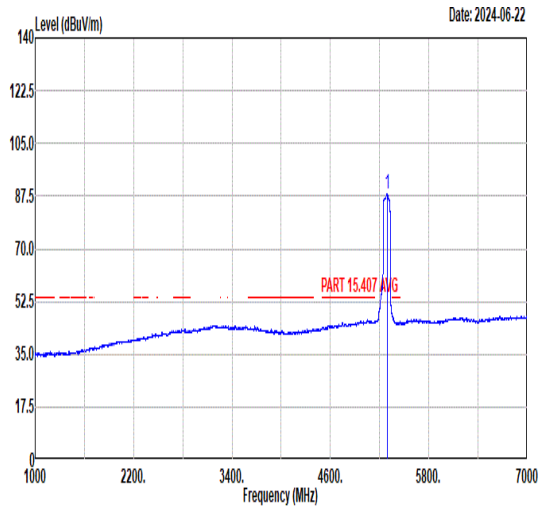 Freq Level Limit Line Margin (dB) Read Level Ant Factor Cable Loss Preamp Factor APos TPos Remark MHz dBuV/m dBuV/m dBuV dB/m dB dB cm deg 1 5290.00 88.43 ------ ------ 74.56 34.84 10.99 31.96 198 2 AVERAGE

Mode	18	
	Band Edge - R	
	U-NII-2A_5.25-5.35_802.11ax HE80_CH58_5290MHz	
ANT	10	
Pol.	Horizontal	Fundamental
Peak	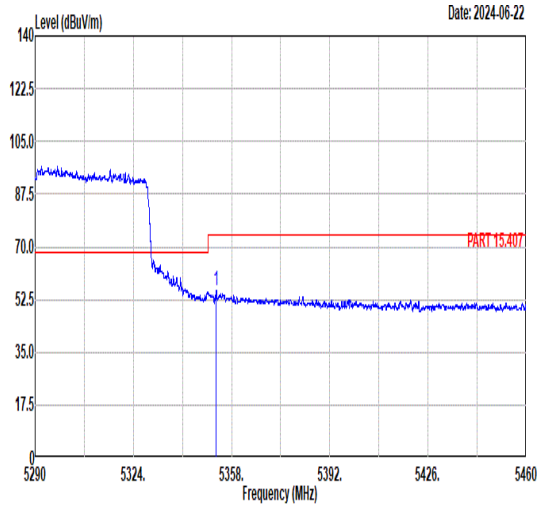 Freq Level Limit Line Margin (dB) Read Level Ant Factor Cable Loss Preamp Factor APos TPos Remark MHz dBuV/m dBuV/m dBuV dB/m dB dB cm deg 1 5352.65 55.65 74.00 -18.35 41.91 34.83 10.94 32.03 198 2 PEAK	Blank
Avg	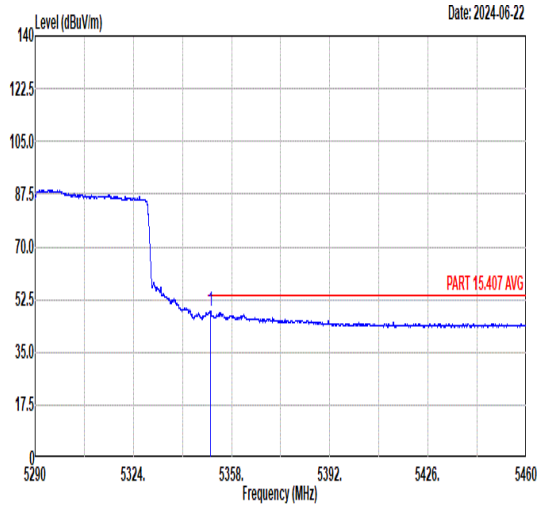 Freq Level Limit Line Margin (dB) Read Level Ant Factor Cable Loss Preamp Factor APos TPos Remark MHz dBuV/m dBuV/m dBuV dB/m dB dB cm deg 1 5350.62 48.87 54.00 -5.13 35.13 34.83 10.94 32.03 198 2 AVERAGE	Blank

Mode	18	
	Band Edge - L	
	U-NII-2A_5.25-5.35_802.11ax HE80_CH58_5290MHz	
ANT	10	
Pol.	Vertical	Fundamental
Peak	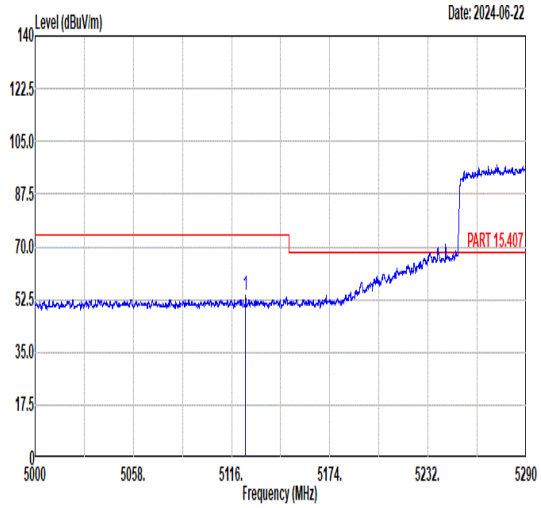 Freq Level Limit Line Margin (dB) Read Level Ant Factor Cable Loss Preamp Factor APos TPos Remark MHz dBuV/m dBuV/m dBuV dB/m dB dB cm deg 1 5124.27 53.68 74.00 -20.32 39.45 34.88 11.10 31.75 198 304 PEAK	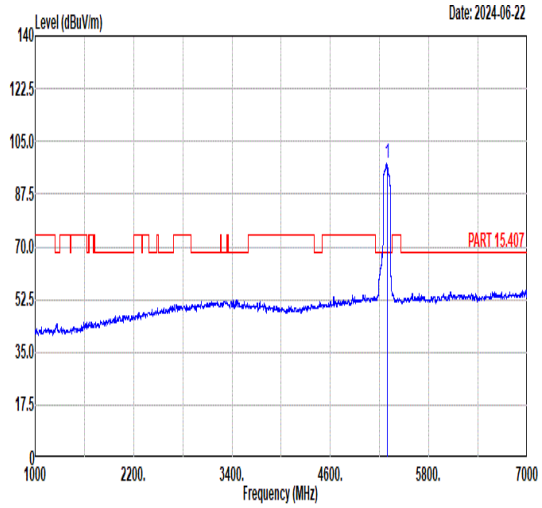 Freq Level Limit Line Margin (dB) Read Level Ant Factor Cable Loss Preamp Factor APos TPos Remark MHz dBuV/m dBuV/m dBuV dB/m dB dB cm deg 1 5290.00 97.69 ------ ------ 83.79 34.84 11.00 31.94 198 304 PEAK
Avg	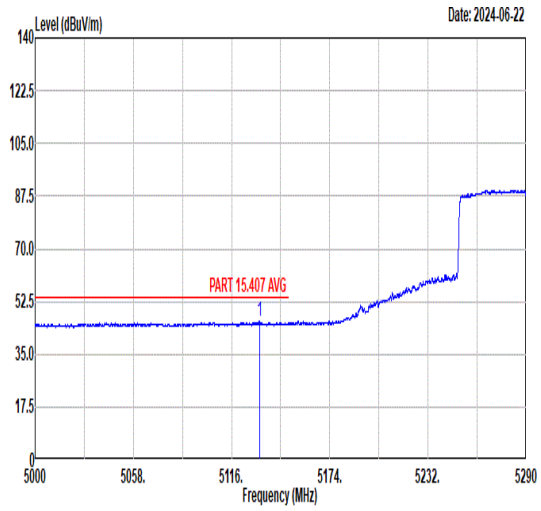 Freq Level Limit Line Margin (dB) Read Level Ant Factor Cable Loss Preamp Factor APos TPos Remark MHz dBuV/m dBuV/m dBuV dB/m dB dB cm deg 1 5132.39 45.92 54.00 -8.08 31.72 34.87 11.09 31.76 198 304 AVERAGE	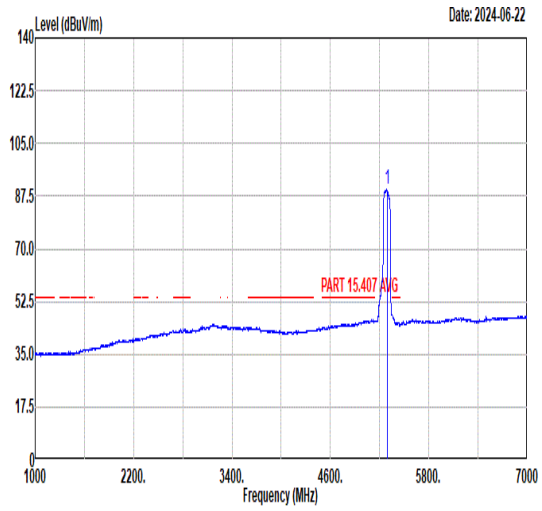 Freq Level Limit Line Margin (dB) Read Level Ant Factor Cable Loss Preamp Factor APos TPos Remark MHz dBuV/m dBuV/m dBuV dB/m dB dB cm deg 1 5290.00 89.58 ------ ------ 75.68 34.84 11.00 31.94 198 304 AVERAGE

Mode	18	
	Band Edge - R	
	U-NII-2A_5.25-5.35_802.11ax HE80_CH58_5290MHz	
ANT	10	
Pol.	Vertical	Fundamental
Peak	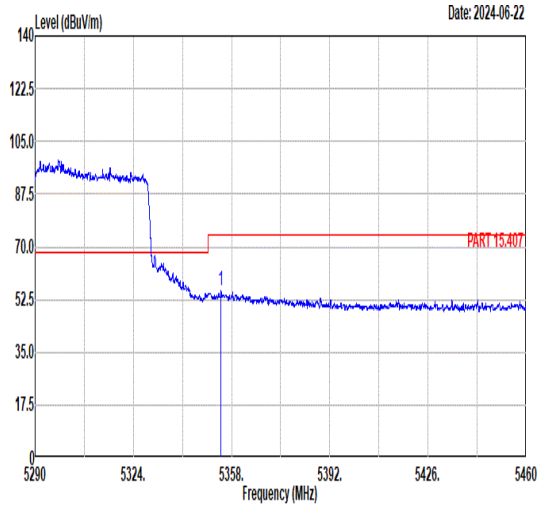 Freq Level Limit Line Margin (dB) Read Level Ant Factor Cable Loss Preamp Factor APos TPos Remark MHz dBuV/m dBuV/m dBuV dB/m dB dB cm deg 1 5354.35 55.31 74.00 -18.69 41.57 34.83 10.94 32.03 198 304 PEAK	Blank
Avg	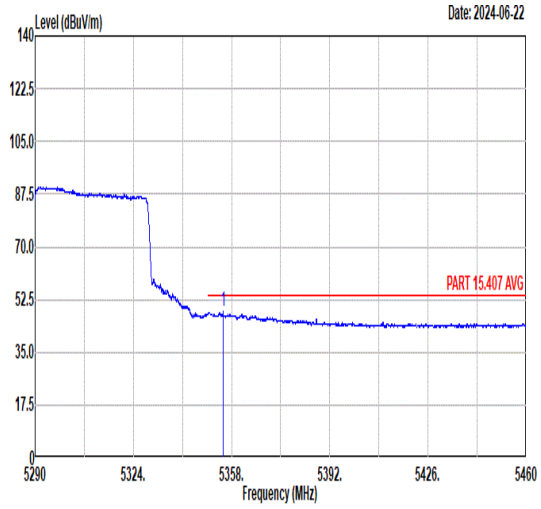 Freq Level Limit Line Margin (dB) Read Level Ant Factor Cable Loss Preamp Factor APos TPos Remark MHz dBuV/m dBuV/m dBuV dB/m dB dB cm deg 1 5355.04 48.48 54.00 -5.52 34.75 34.83 10.94 32.04 198 304 AVERAGE	Blank

Mode	18	
	Harmonic	
	U-NII-2A_5.25-5.35_802.11ax HE80_CH58_5290MHz	
ANT	10	
Pol.	Horizontal	Vertical
Peak Avg	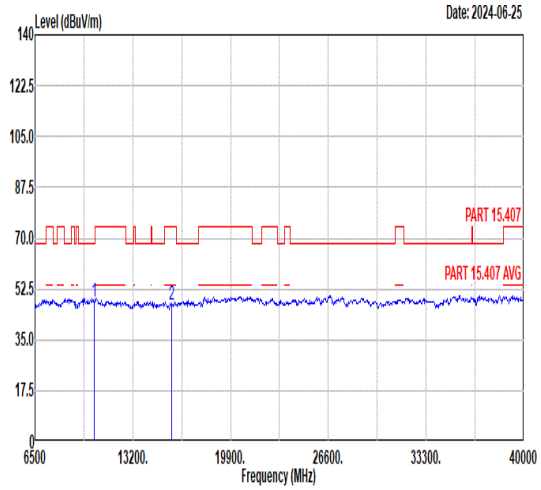 Freq Level Limit Line Margin Read Level Ant Factor Cable Loss Preamp Factor APos TPos Remark MHz dBuV/m dBuV/m dB dBuV dB/m dB dB cm deg 1 10580.00 48.33 68.30 -19.97 45.36 39.48 14.29 50.80 -- -- Peak 2 15870.00 46.92 74.00 -27.08 39.49 42.02 17.11 51.70 -- -- Peak	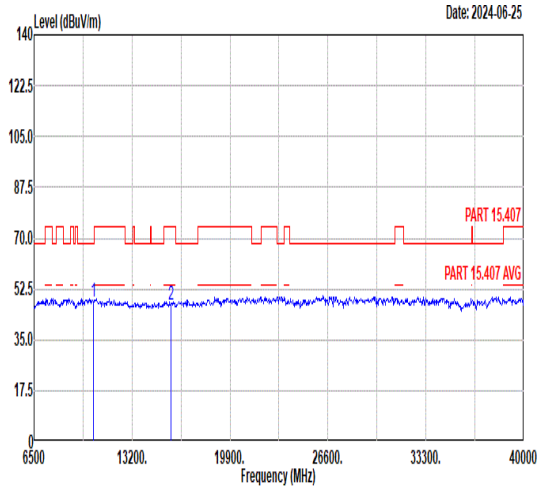 Freq Level Limit Line Margin Read Level Ant Factor Cable Loss Preamp Factor APos TPos Remark MHz dBuV/m dBuV/m dB dBuV dB/m dB dB cm deg 1 10580.00 48.19 68.30 -20.11 45.22 39.48 14.29 50.80 -- -- Peak 2 15870.00 47.21 74.00 -26.79 39.78 42.02 17.11 51.70 -- -- Peak

Mode	19	
	Band Edge	
	U-NII-2C_5.47-5.725_802.11a_CH100_5500MHz	
ANT	10	
Pol.	Horizontal	Fundamental
Peak	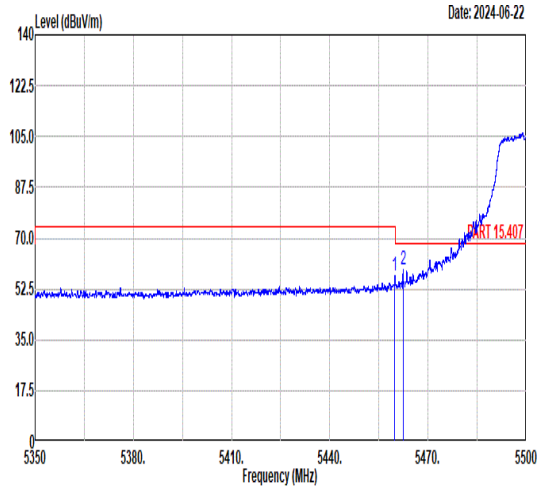 Freq Level Limit Line Margin (dB) Read Level Ant Factor Cable Loss Preamp Factor APos TPos Remark MHz dBuV/m dBuV/m dBuV dB/m dB dB cm deg 1 5459.89 57.16 74.00 -16.84 43.40 34.81 11.12 32.17 157 350 PEAK 2 5462.43 59.34 68.30 -8.96 45.57 34.81 11.13 32.17 157 350 PEAK	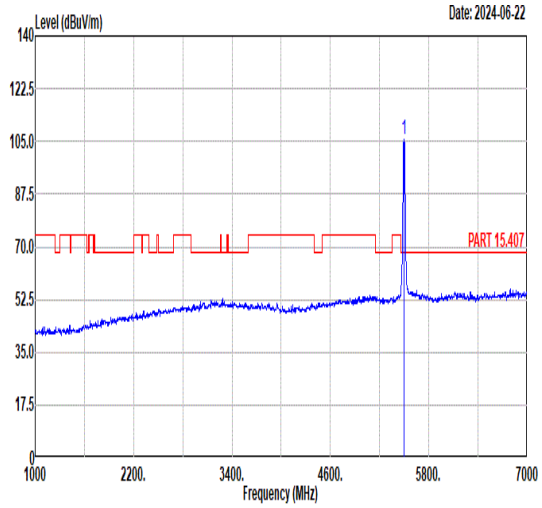 Freq Level Limit Line Margin (dB) Read Level Ant Factor Cable Loss Preamp Factor APos TPos Remark MHz dBuV/m dBuV/m dBuV dB/m dB dB cm deg 1 5500.00 105.63 ------ ------ 91.77 34.80 11.27 32.21 157 350 PEAK
Avg	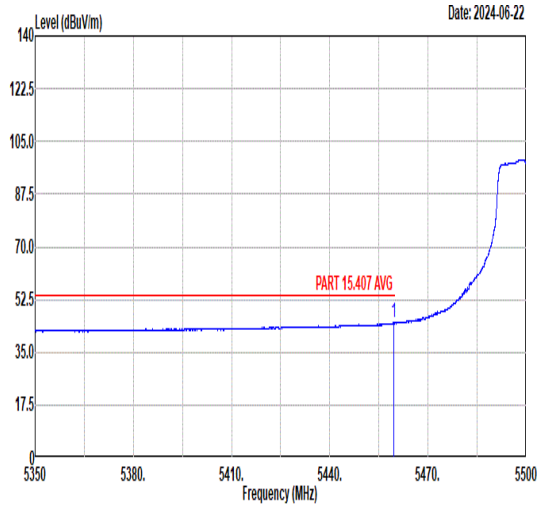 Freq Level Limit Line Margin (dB) Read Level Ant Factor Cable Loss Preamp Factor APos TPos Remark MHz dBuV/m dBuV/m dBuV dB/m dB dB cm deg 1 5459.43 44.74 54.00 -9.26 30.97 34.81 11.12 32.16 157 350 AVERAGE	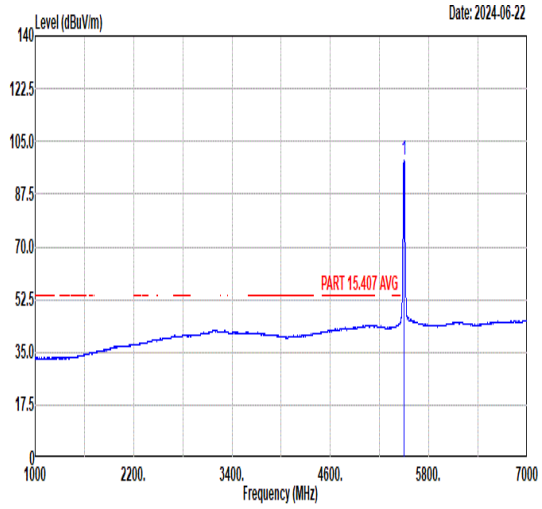 Freq Level Limit Line Margin (dB) Read Level Ant Factor Cable Loss Preamp Factor APos TPos Remark MHz dBuV/m dBuV/m dBuV dB/m dB dB cm deg 1 5500.00 99.03 ------ ------ 85.17 34.80 11.27 32.21 157 350 AVERAGE

Mode	19	
	Band Edge	
	U-NII-2C_5.47-5.725_802.11a_CH100_5500MHz	
ANT	10	
Pol.	Vertical	Fundamental
Peak	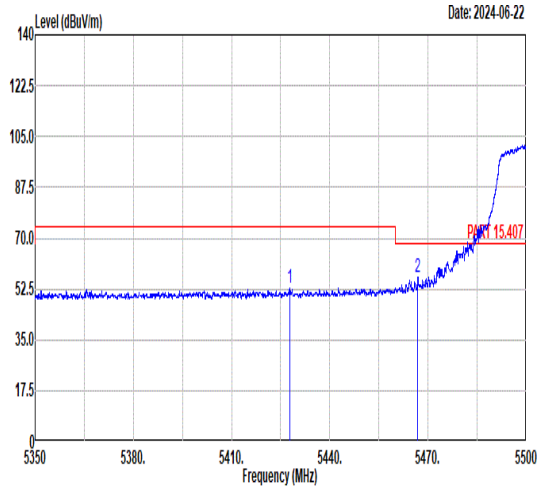 Freq Level Limit Line Margin (dB) Read Level Ant Factor Cable Loss Preamp Factor APos TPos Remark MHz dBuV/m dBuV/m dBuV dB/m dB dB cm deg 1 5427.79 53.01 74.00 -20.99 39.34 34.81 10.99 32.13 169 15 PEAK 2 5466.79 56.69 68.30 -11.61 42.90 34.81 11.15 32.17 169 15 PEAK	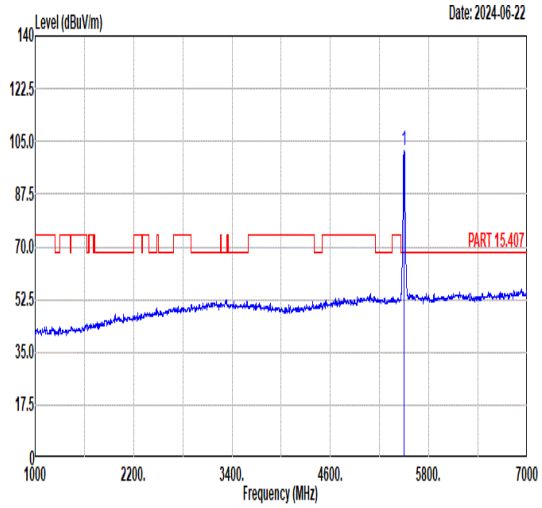 Freq Level Limit Line Margin (dB) Read Level Ant Factor Cable Loss Preamp Factor APos TPos Remark MHz dBuV/m dBuV/m dBuV dB/m dB dB cm deg 1 5500.00 101.84 ------ ------ 87.98 34.80 11.27 32.21 169 15 PEAK
Avg	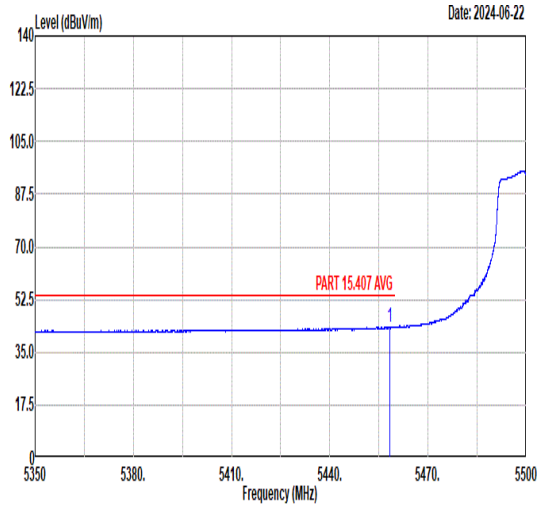 Freq Level Limit Line Margin (dB) Read Level Ant Factor Cable Loss Preamp Factor APos TPos Remark MHz dBuV/m dBuV/m dBuV dB/m dB dB cm deg 1 5458.23 43.36 54.00 -10.64 29.60 34.81 11.11 32.16 169 15 AVERAGE	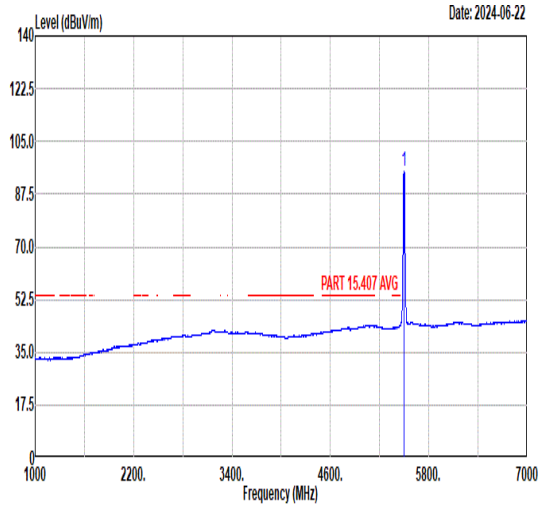 Freq Level Limit Line Margin (dB) Read Level Ant Factor Cable Loss Preamp Factor APos TPos Remark MHz dBuV/m dBuV/m dBuV dB/m dB dB cm deg 1 5500.00 95.34 ------ ------ 81.48 34.80 11.27 32.21 169 15 AVERAGE

Mode	19	
	Harmonic	
	U-NII-2C_5.47-5.725_802.11a_CH100_5500MHz	
ANT	10	
Pol.	Horizontal	Vertical
Peak Avg	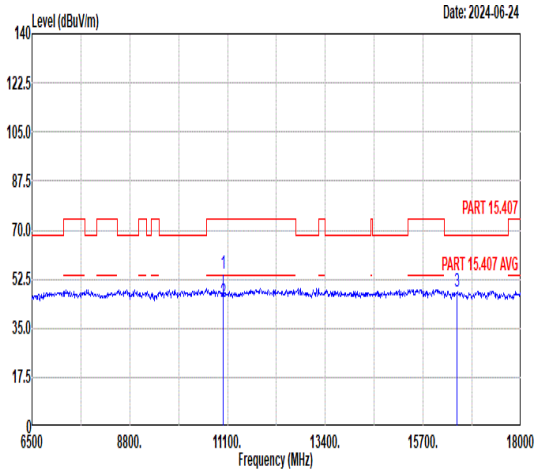 Freq Level Limit Line Margin Read Level Ant Factor Cable Loss Preamp Factor APos TPos Remark MHz dBuV/m dBuV/m dB dBuV dB/m dB dB cm deg 1 11000.00 54.65 74.00 -19.35 51.51 39.40 14.54 50.80 110 29 Peak 2 11000.00 44.37 54.00 -9.63 41.23 39.40 14.54 50.80 110 29 Average 3 16500.00 47.84 68.30 -20.46 39.88 42.40 17.36 51.80 -- -- Peak	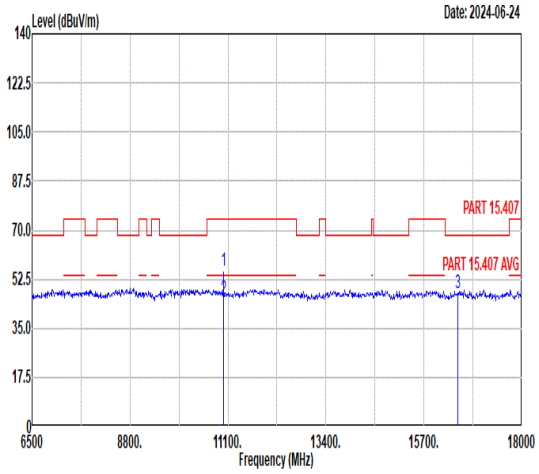 Freq Level Limit Line Margin Read Level Ant Factor Cable Loss Preamp Factor APos TPos Remark MHz dBuV/m dBuV/m dB dBuV dB/m dB dB cm deg 1 11000.00 55.38 74.00 -18.62 52.24 39.40 14.54 50.80 165 358 Peak 2 11000.00 45.28 54.00 -8.72 42.14 39.40 14.54 50.80 165 358 Average 3 16500.00 47.57 68.30 -20.73 39.61 42.40 17.36 51.80 -- -- Peak

Mode	20	
	Harmonic	
	U-NII-2C_5.47-5.725_802.11a_CH116_5580MHz	
ANT	10	
Pol.	Horizontal	Vertical
Peak Avg	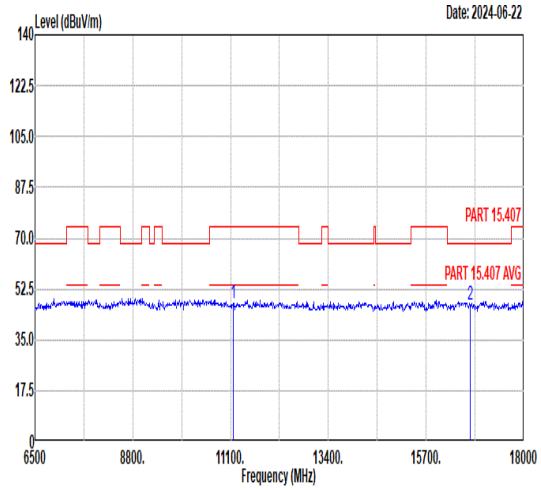 Freq Level Limit Line Margin Read Level Ant Factor Cable Loss Preamp Factor APos TPos Remark MHz dBuV/m dBuV/m dB dBuV dB/m dB dB cm deg 1 11160.00 47.40 74.00 -26.60 44.00 39.53 14.64 50.77 -- -- Peak 2 16740.00 47.18 68.30 -21.12 39.05 42.45 17.43 51.75 -- -- Peak	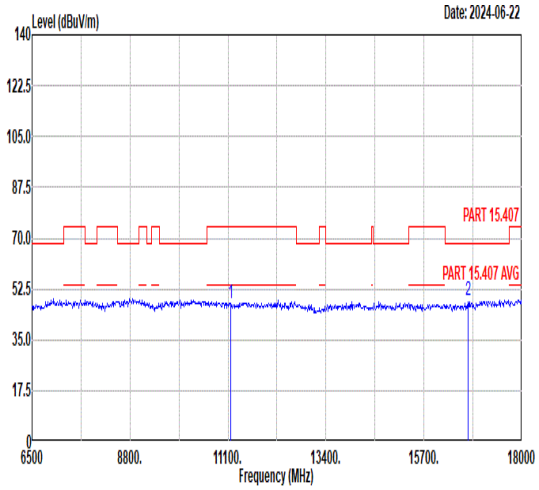 Freq Level Limit Line Margin Read Level Ant Factor Cable Loss Preamp Factor APos TPos Remark MHz dBuV/m dBuV/m dB dBuV dB/m dB dB cm deg 1 11160.00 47.46 74.00 -26.54 44.06 39.53 14.64 50.77 -- -- Peak 2 16740.00 48.45 68.30 -19.85 40.32 42.45 17.43 51.75 -- -- Peak

Mode	21	
	Band Edge	
	U-NII-2C_5.47-5.725_802.11a_CH140_5700MHz	
ANT	10	
Pol.	Horizontal	Fundamental
Peak	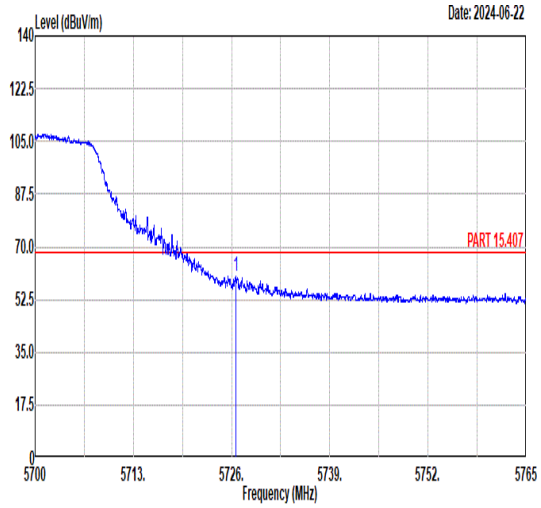 Freq Level Limit Line Margin (dB) Read Level Ant Factor Cable Loss Preamp Factor APos TPos Remark MHz dBuV/m dBuV/m dBuV dB/m dB dB cm deg 1 5726.56 60.35 68.30 -7.95 45.97 35.12 11.65 32.39 160 352 PEAK	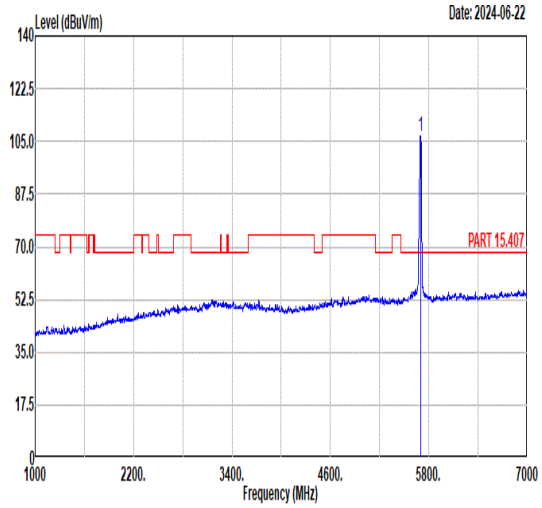 Freq Level Limit Line Margin (dB) Read Level Ant Factor Cable Loss Preamp Factor APos TPos Remark MHz dBuV/m dBuV/m dBuV dB/m dB dB cm deg 1 5700.00 106.64 ------ ------ 92.27 35.08 11.66 32.37 160 352 PEAK
Avg	Blank	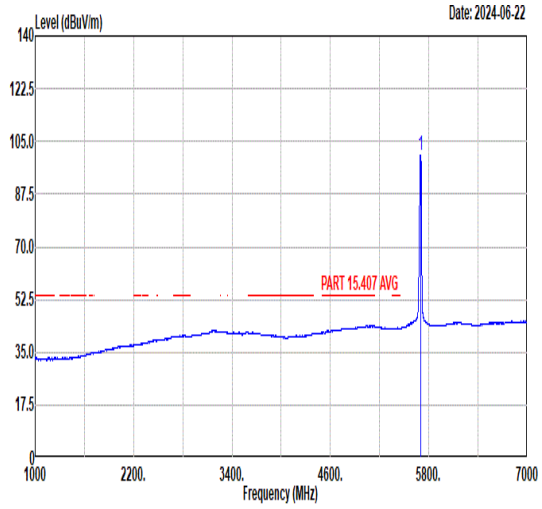 Freq Level Limit Line Margin (dB) Read Level Ant Factor Cable Loss Preamp Factor APos TPos Remark MHz dBuV/m dBuV/m dBuV dB/m dB dB cm deg 1 5700.00 100.28 ------ ------ 85.90 35.07 11.67 32.36 160 352 AVERAGE

Mode	21	
	Band Edge	
	U-NII-2C_5.47-5.725_802.11a_CH140_5700MHz	
ANT	10	
Pol.	Vertical	Fundamental
Peak	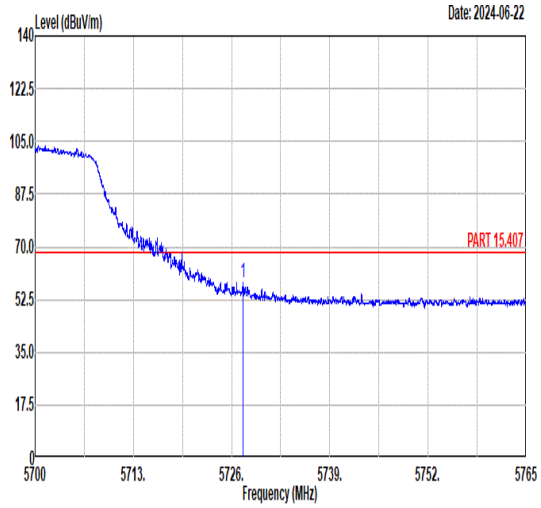 Freq Level Limit Line Margin (dB) Read Level Ant Factor Cable Loss Preamp Factor APos TPos Remark MHz dBuV/m dBuV/m dBuV dB/m dB dB cm deg 1 5727.53 58.37 68.30 -9.93 43.99 35.12 11.65 32.39 148 20 PEAK	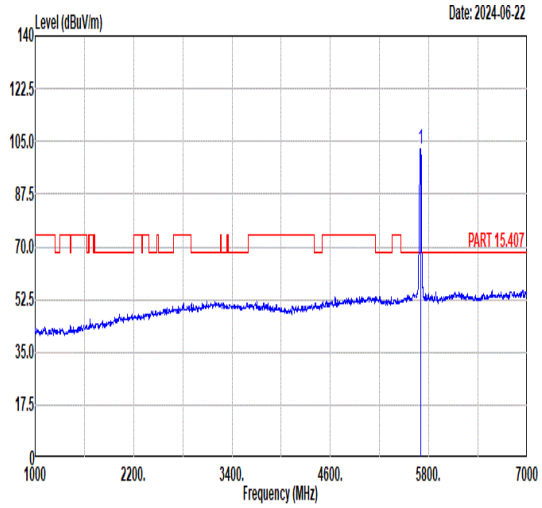 Freq Level Limit Line Margin (dB) Read Level Ant Factor Cable Loss Preamp Factor APos TPos Remark MHz dBuV/m dBuV/m dBuV dB/m dB dB cm deg 1 5700.00 102.46 ------ ------ 88.08 35.07 11.67 32.36 148 20 PEAK
Avg	Blank	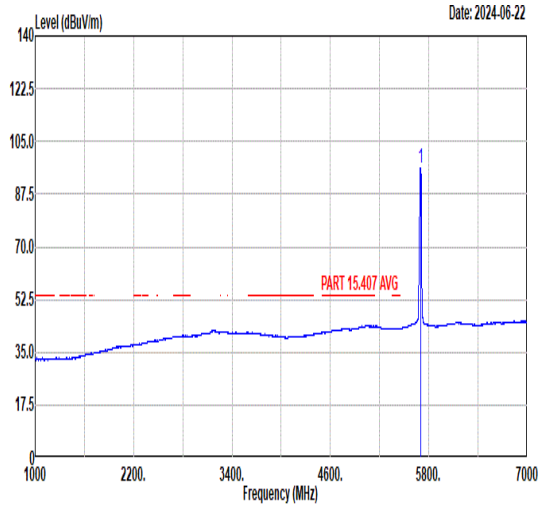 Freq Level Limit Line Margin (dB) Read Level Ant Factor Cable Loss Preamp Factor APos TPos Remark MHz dBuV/m dBuV/m dBuV dB/m dB dB cm deg 1 5700.00 96.19 ------ ------ 81.81 35.07 11.67 32.36 148 20 AVERAGE

Mode	21	
	Harmonic	
	U-NII-2C_5.47-5.725_802.11a_CH140_5700MHz	
ANT	10	
Pol.	Horizontal	Vertical
Peak Avg	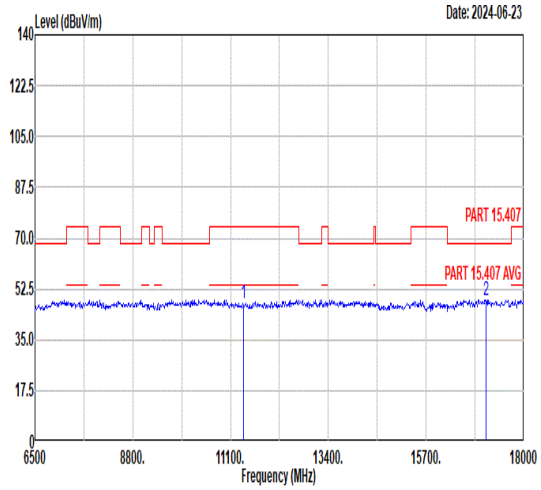 Freq Level Limit Line Margin Read Level Ant Factor Cable Loss Preamp Factor APos TPos Remark MHz dBuV/m dBuV/m dB dBuV dB/m dB dB cm deg 1 11400.00 47.46 74.00 -26.54 43.68 39.72 14.78 50.72 -- -- Peak 2 17100.00 48.50 68.30 -19.80 40.31 42.46 17.53 51.80 -- -- Peak	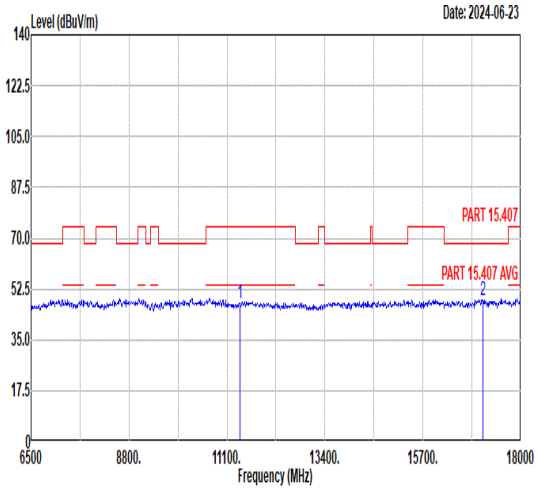 Freq Level Limit Line Margin Read Level Ant Factor Cable Loss Preamp Factor APos TPos Remark MHz dBuV/m dBuV/m dB dBuV dB/m dB dB cm deg 1 11400.00 47.64 74.00 -26.36 43.86 39.72 14.78 50.72 -- -- Peak 2 17100.00 48.85 68.30 -19.45 40.66 42.46 17.53 51.80 -- -- Peak

Mode	22	
	Band Edge	
	U-NII-2C_5.47-5.725_802.11ax HE20_CH100_5500MHz	
ANT	10	
Pol.	Horizontal	Fundamental
Peak	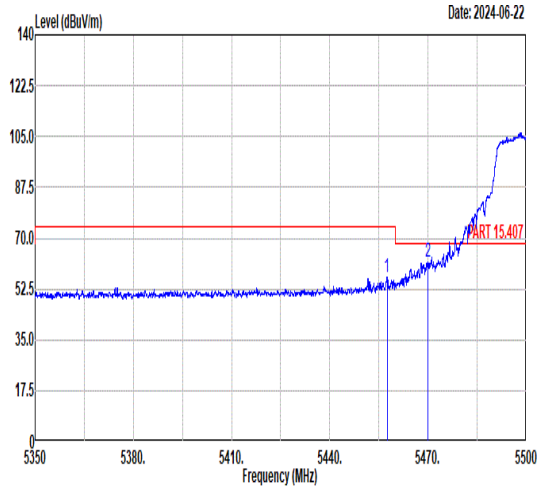 Freq Level Limit Line Margin (dB) Read Level Ant Factor Cable Loss Preamp Factor APos TPos Remark MHz dBuV/m dBuV/m dBuV dB/m dB dB cm deg 1 5457.48 56.51 74.00 -17.49 42.75 34.81 11.11 32.16 162 350 PEAK 2 5469.93 61.62 68.30 -6.68 47.83 34.81 11.16 32.18 162 350 PEAK	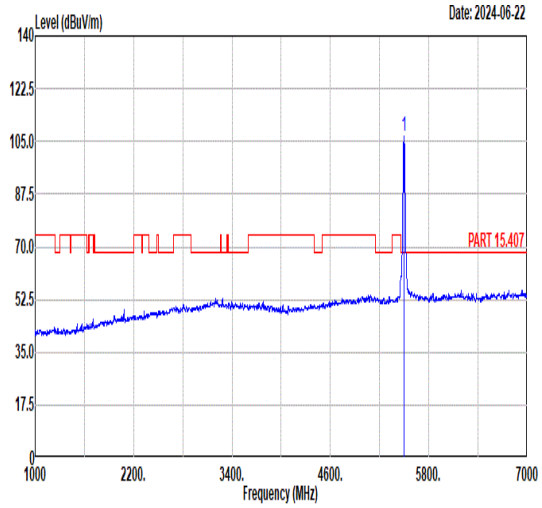 Freq Level Limit Line Margin (dB) Read Level Ant Factor Cable Loss Preamp Factor APos TPos Remark MHz dBuV/m dBuV/m dBuV dB/m dB dB cm deg 1 5500.00 106.56 ------ ------ 92.70 34.80 11.27 32.21 162 350 PEAK
Avg	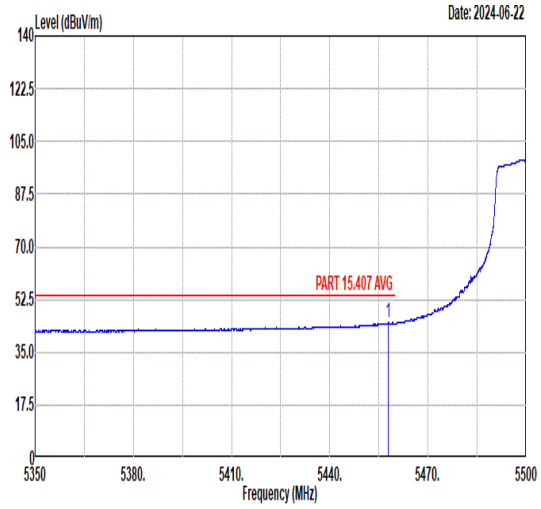 Freq Level Limit Line Margin (dB) Read Level Ant Factor Cable Loss Preamp Factor APos TPos Remark MHz dBuV/m dBuV/m dBuV dB/m dB dB cm deg 1 5457.93 44.83 54.00 -9.17 31.07 34.81 11.11 32.16 162 350 AVERAGE	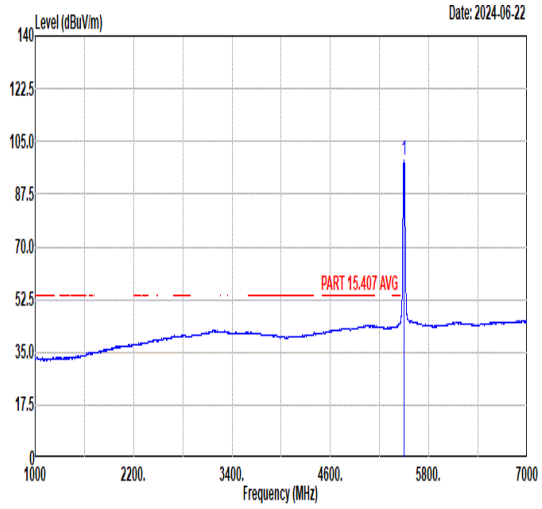 Freq Level Limit Line Margin (dB) Read Level Ant Factor Cable Loss Preamp Factor APos TPos Remark MHz dBuV/m dBuV/m dBuV dB/m dB dB cm deg 1 5500.00 98.80 ------ ------ 84.94 34.80 11.27 32.21 162 350 AVERAGE

Mode	22	
	Band Edge	
	U-NII-2C_5.47-5.725_802.11ax HE20_CH100_5500MHz	
ANT	10	
Pol.	Vertical	Fundamental
Peak	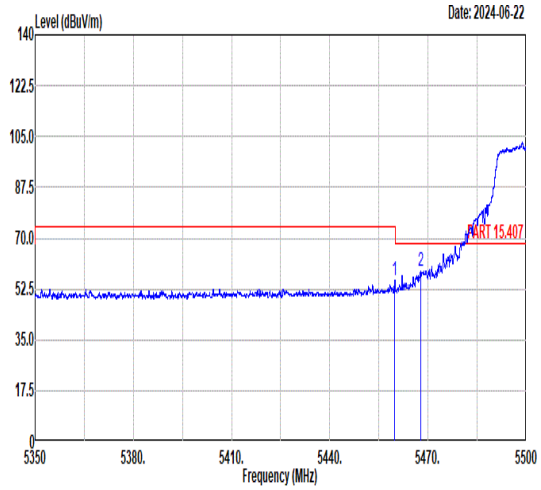 Freq Level Limit Line Margin (dB) Read Level Ant Factor Cable Loss Preamp Factor APos TPos Remark MHz dBuV/m dBuV/m dBuV dB/m dB dB cm deg 1 5459.89 55.55 74.00 -18.45 41.79 34.81 11.12 32.17 159 5 PEAK 2 5467.68 58.64 68.30 -9.66 44.85 34.81 11.15 32.17 159 5 PEAK	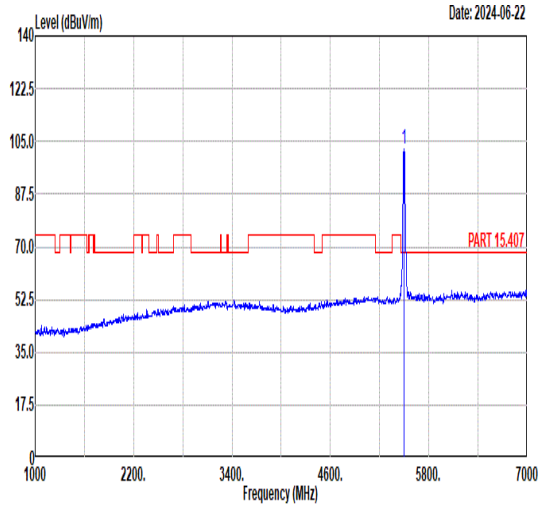 Freq Level Limit Line Margin (dB) Read Level Ant Factor Cable Loss Preamp Factor APos TPos Remark MHz dBuV/m dBuV/m dBuV dB/m dB dB cm deg 1 5500.00 102.30 ------ ------ 88.44 34.80 11.27 32.21 159 5 PEAK
Avg	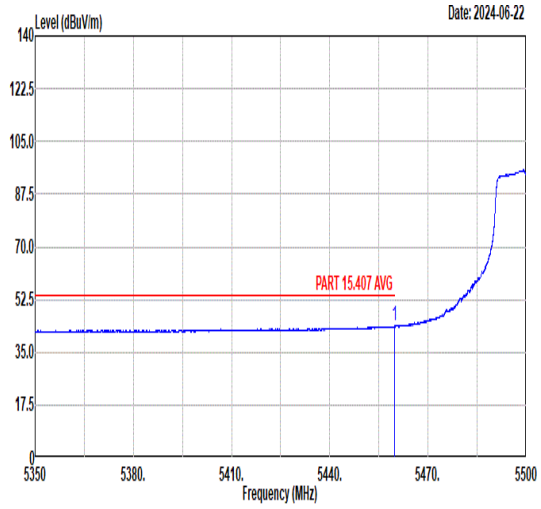 Freq Level Limit Line Margin (dB) Read Level Ant Factor Cable Loss Preamp Factor APos TPos Remark MHz dBuV/m dBuV/m dBuV dB/m dB dB cm deg 1 5459.73 43.72 54.00 -10.28 29.95 34.81 11.12 32.16 159 5 AVERAGE	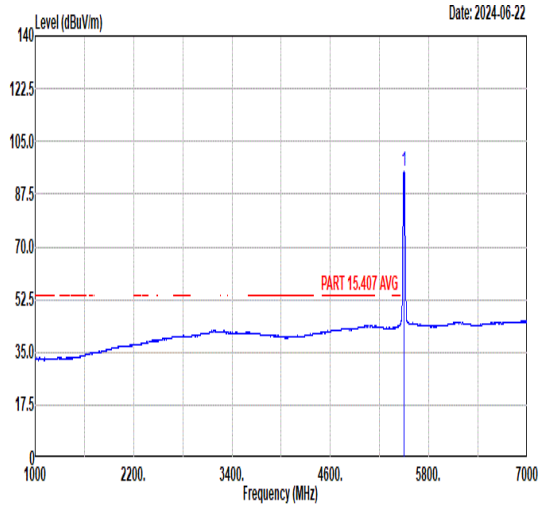 Freq Level Limit Line Margin (dB) Read Level Ant Factor Cable Loss Preamp Factor APos TPos Remark MHz dBuV/m dBuV/m dBuV dB/m dB dB cm deg 1 5500.00 95.26 ------ ------ 81.40 34.80 11.27 32.21 159 5 AVERAGE

Mode	22	
	Harmonic	
	U-NII-2C_5.47-5.725_802.11ax HE20_CH100_5500MHz	
ANT	10	
Pol.	Horizontal	Vertical
Peak Avg	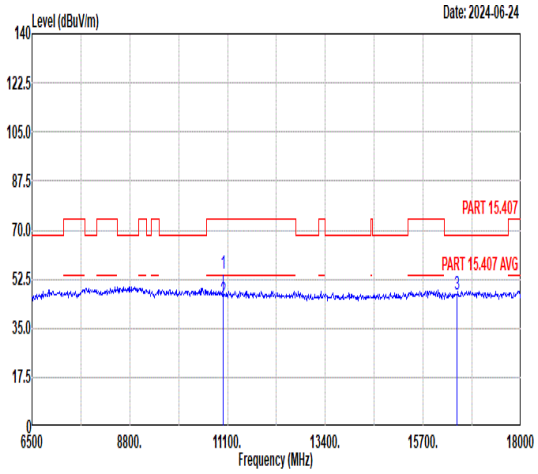 Freq Level Limit Line Margin Read Level Ant Factor Cable Loss Preamp Factor APos TPos Remark MHz dBuV/m dBuV/m dB dBuV dB/m dB dB cm deg 1 11000.00 54.48 74.00 -19.52 51.34 39.40 14.54 50.80 110 39 Peak 2 11000.00 44.89 54.00 -9.11 41.75 39.40 14.54 50.80 110 39 Average 3 16500.00 47.28 68.30 -21.02 39.32 42.40 17.36 51.80 -- -- Peak	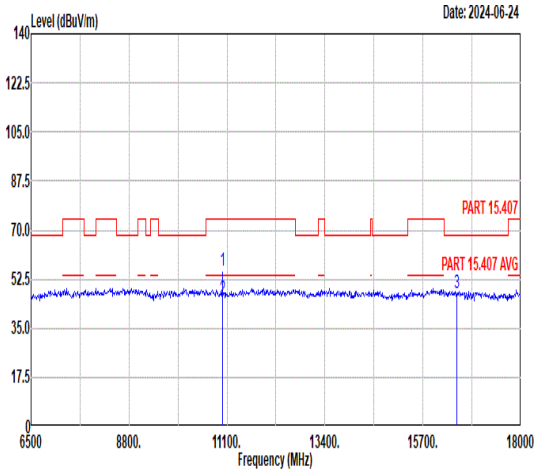 Freq Level Limit Line Margin Read Level Ant Factor Cable Loss Preamp Factor APos TPos Remark MHz dBuV/m dBuV/m dB dBuV dB/m dB dB cm deg 1 11000.00 55.46 74.00 -18.54 52.32 39.40 14.54 50.80 165 356 Peak 2 11000.00 45.48 54.00 -8.52 42.34 39.40 14.54 50.80 165 356 Average 3 16500.00 47.77 68.30 -20.53 39.81 42.40 17.36 51.80 -- -- Peak

Mode	23	
	Harmonic	
	U-NII-2C_5.47-5.725_802.11ax HE20_CH116_5580MHz	
ANT	10	
Pol.	Horizontal	Vertical
Peak Avg	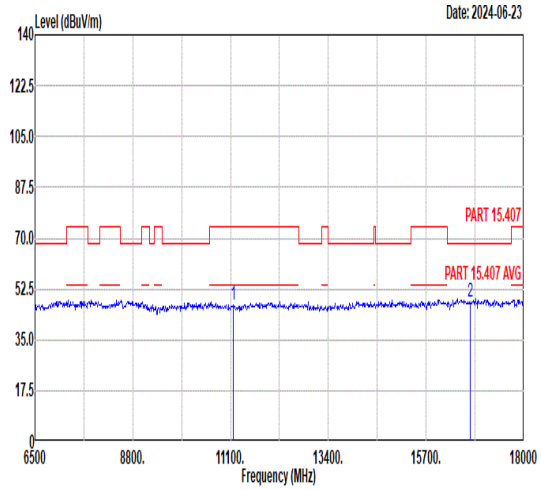 Freq Level Limit Line Margin Read Level Ant Factor Cable Loss Preamp Factor APos TPos Remark MHz dBuV/m dBuV/m dB dBuV dB/m dB dB cm deg 1 11160.00 47.12 74.00 -26.88 43.72 39.53 14.64 50.77 -- -- Peak 2 16740.00 47.88 68.30 -20.42 39.75 42.45 17.43 51.75 -- -- Peak	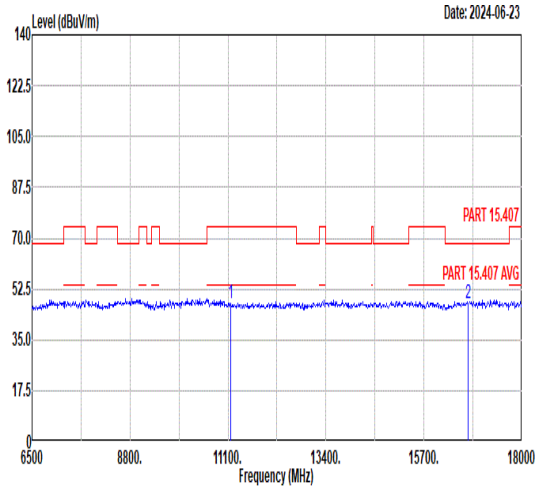 Freq Level Limit Line Margin Read Level Ant Factor Cable Loss Preamp Factor APos TPos Remark MHz dBuV/m dBuV/m dB dBuV dB/m dB dB cm deg 1 11160.00 47.36 74.00 -26.64 43.96 39.53 14.64 50.77 -- -- Peak 2 16740.00 47.68 68.30 -20.62 39.55 42.45 17.43 51.75 -- -- Peak

Mode	24	
	Band Edge	
	U-NII-2C_5.47-5.725_802.11ax HE20_CH140_5700MHz	
ANT	10	
Pol.	Horizontal	Fundamental
Peak	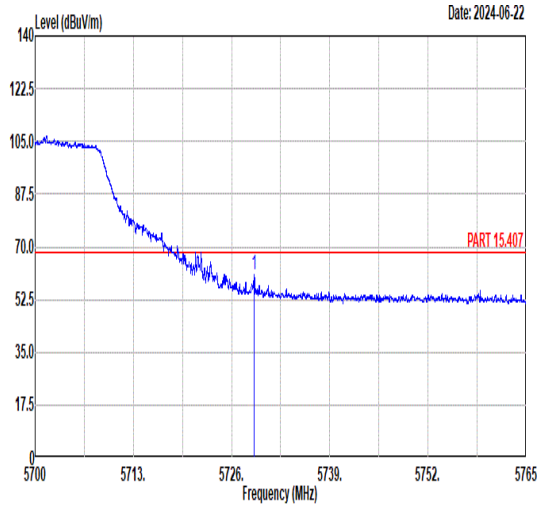 Freq Level Limit Line Margin (dB) Read Level Ant Factor Cable Loss Preamp Factor APos TPos Remark MHz dBuV/m dBuV/m dBuV dB/m dB dB cm deg 1 5728.96 60.83 68.30 -7.47 46.45 35.12 11.65 32.39 148 351 PEAK	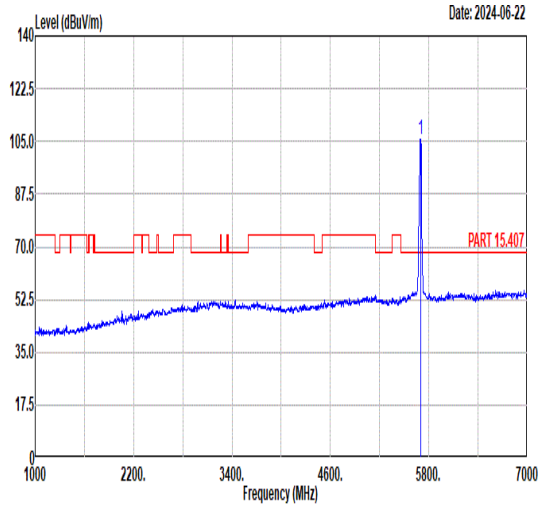 Freq Level Limit Line Margin (dB) Read Level Ant Factor Cable Loss Preamp Factor APos TPos Remark MHz dBuV/m dBuV/m dBuV dB/m dB dB cm deg 1 5700.00 105.66 ------ ------ 91.28 35.07 11.67 32.36 148 351 PEAK
Avg	Blank	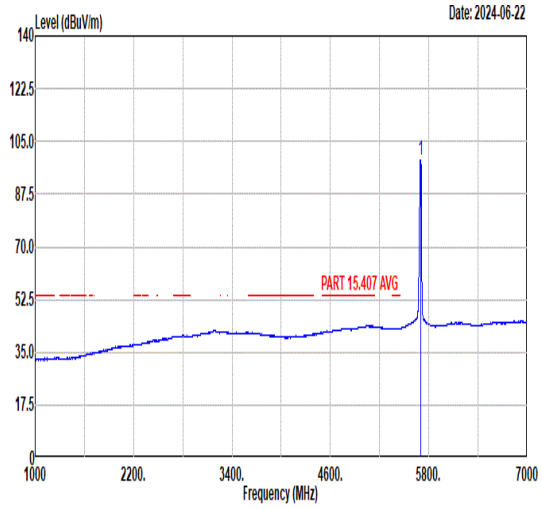 Freq Level Limit Line Margin (dB) Read Level Ant Factor Cable Loss Preamp Factor APos TPos Remark MHz dBuV/m dBuV/m dBuV dB/m dB dB cm deg 1 5700.00 98.63 ------ ------ 84.25 35.07 11.67 32.36 148 351 AVERAGE

Mode	24	
	Band Edge	
	U-NII-2C_5.47-5.725_802.11ax HE20_CH140_5700MHz	
ANT	10	
Pol.	Vertical	Fundamental
Peak	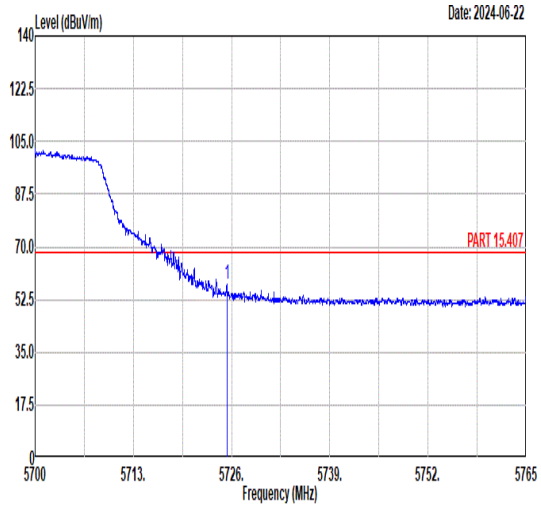 Freq Level Limit Line Margin (dB) Read Level Ant Factor Cable Loss Preamp Factor APos TPos Remark MHz dBuV/m dBuV/m dBuV dB/m dB dB cm deg 1 5725.39 57.47 68.30 -10.83 43.09 35.12 11.65 32.39 145 15 PEAK	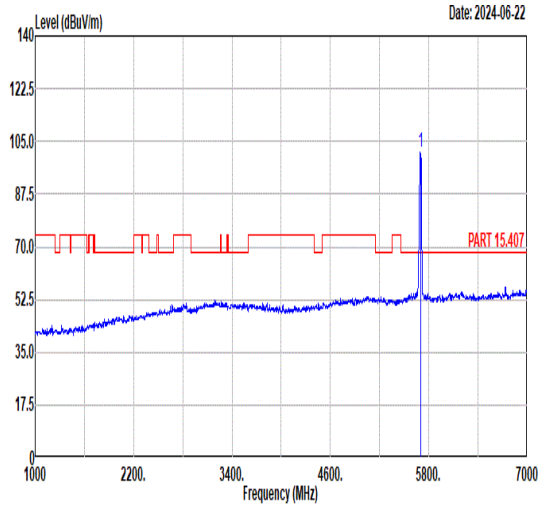 Freq Level Limit Line Margin (dB) Read Level Ant Factor Cable Loss Preamp Factor APos TPos Remark MHz dBuV/m dBuV/m dBuV dB/m dB dB cm deg 1 5700.00 101.30 ------ ------ 86.92 35.07 11.67 32.36 145 15 PEAK
Avg	Blank	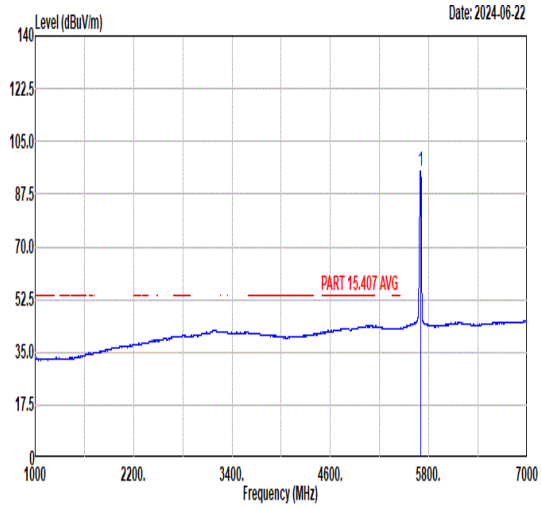 Freq Level Limit Line Margin (dB) Read Level Ant Factor Cable Loss Preamp Factor APos TPos Remark MHz dBuV/m dBuV/m dBuV dB/m dB dB cm deg 1 5700.00 94.92 ------ ------ 80.54 35.07 11.67 32.36 145 15 AVERAGE

Mode	24	
	Harmonic	
	U-NII-2C_5.47-5.725_802.11ax HE20_CH140_5700MHz	
ANT	10	
Pol.	Horizontal	Vertical
Peak Avg	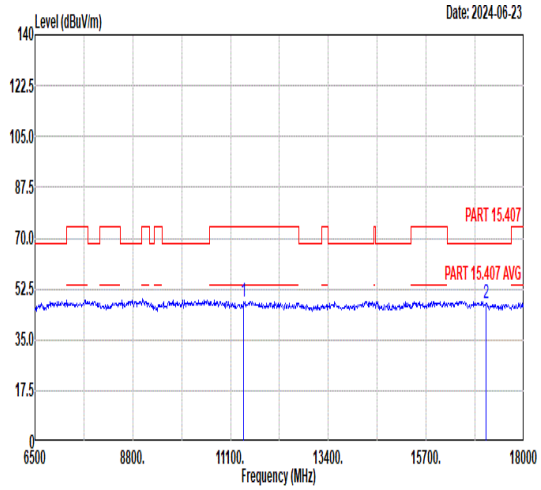 Freq Level Limit Line Margin Read Level Ant Factor Cable Loss Preamp Factor APos TPos Remark MHz dBuV/m dBuV/m dB dBuV dB/m dB dB cm deg 1 11400.00 47.83 74.00 -26.17 44.05 39.72 14.78 50.72 -- -- Peak 2 17100.00 47.59 68.30 -20.71 39.40 42.46 17.53 51.80 -- -- Peak	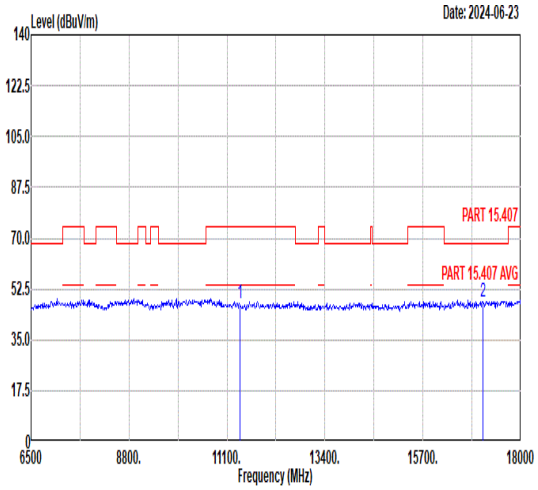 Freq Level Limit Line Margin Read Level Ant Factor Cable Loss Preamp Factor APos TPos Remark MHz dBuV/m dBuV/m dB dBuV dB/m dB dB cm deg 1 11400.00 47.28 74.00 -26.72 43.50 39.72 14.78 50.72 -- -- Peak 2 17100.00 47.89 68.30 -20.41 39.70 42.46 17.53 51.80 -- -- Peak

Mode	25	
	Band Edge - L	
	U-NII-2C_5.47-5.725_802.11ax HE40_CH102_5510MHz	
ANT	10	
Pol.	Horizontal	Fundamental
Peak	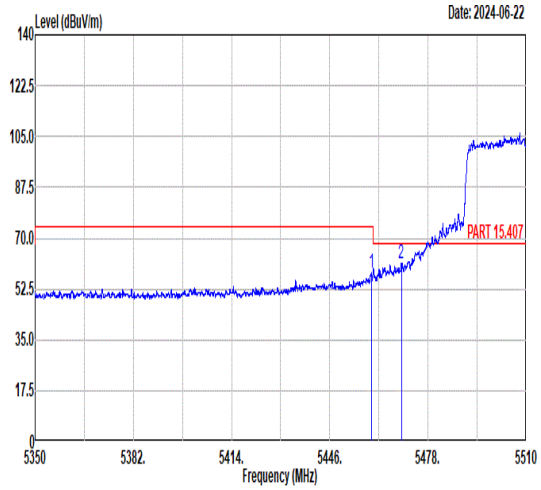 Freq Level Limit Line Margin Read Level Ant Factor Cable Loss Preamp Factor APos TPos Remark MHz dBuV/m dBuV/m dB dBuV dB/m dB dB cm deg 1 5459.60 58.11 74.00 -15.89 44.34 34.81 11.12 32.16 209 1 PEAK 2 5469.30 61.42 68.30 -6.88 47.63 34.81 11.16 32.18 209 1 PEAK	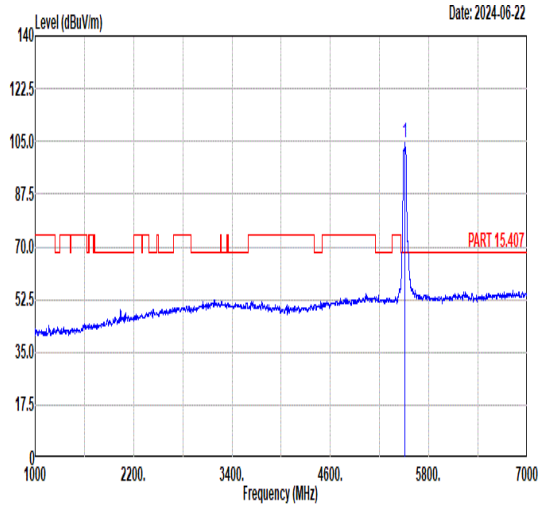 Freq Level Limit Line Margin Read Level Ant Factor Cable Loss Preamp Factor APos TPos Remark MHz dBuV/m dBuV/m dB dBuV dB/m dB dB cm deg 1 5510.00 104.35 ------ ------ 90.44 34.81 11.32 32.22 209 1 PEAK
Avg	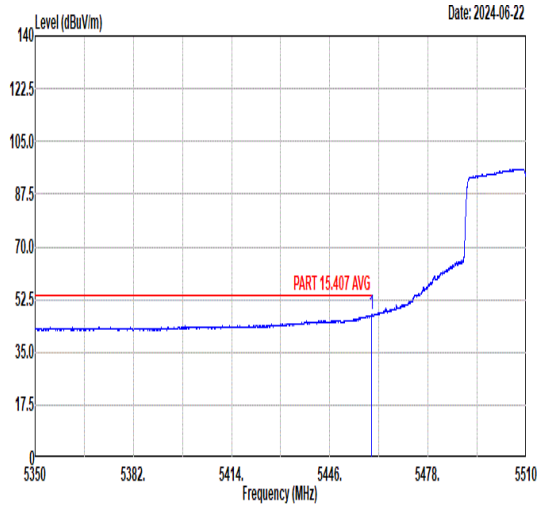 Freq Level Limit Line Margin Read Level Ant Factor Cable Loss Preamp Factor APos TPos Remark MHz dBuV/m dBuV/m dB dBuV dB/m dB dB cm deg 1 5459.68 47.45 54.00 -6.55 33.68 34.81 11.12 32.16 209 1 AVERAGE	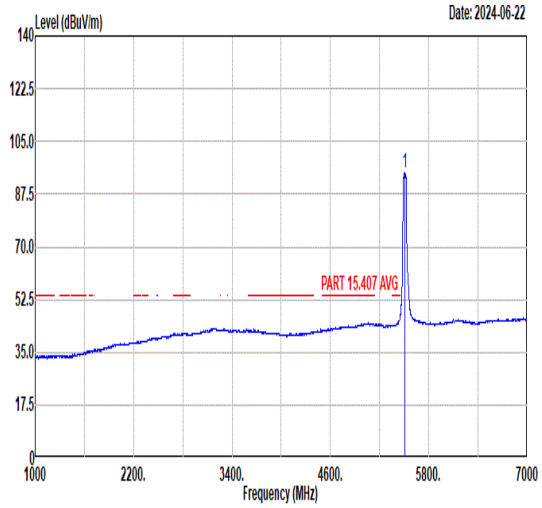 Freq Level Limit Line Margin Read Level Ant Factor Cable Loss Preamp Factor APos TPos Remark MHz dBuV/m dBuV/m dB dBuV dB/m dB dB cm deg 1 5510.00 94.73 ------ ------ 80.82 34.81 11.32 32.22 209 1 AVERAGE

Mode	25	
	Band Edge - R	
	U-NII-2C_5.47-5.725_802.11ax HE40_CH102_5510MHz	
ANT	10	
Pol.	Horizontal	Fundamental
Peak	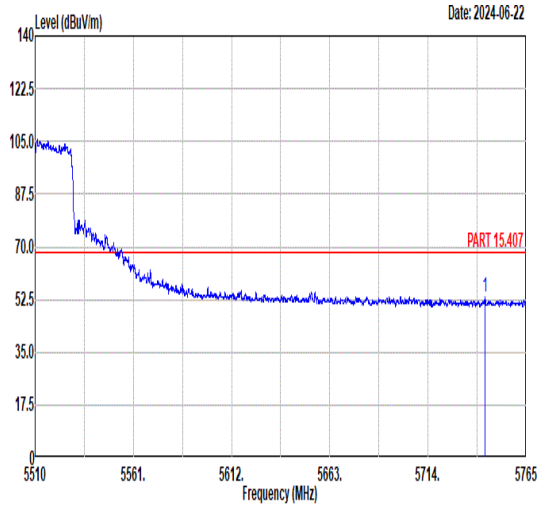 Freq Level Limit Line Margin Read Level Ant Factor Cable Loss Preamp Factor APos TPos Remark MHz dBuV/m dBuV/m dB dBuV dB/m dB dB cm deg 1 5743.71 53.22 68.30 -15.08 38.84 35.14 11.64 32.40 209 1 PEAK	Blank

Mode	25	
	Band Edge - L	
	U-NII-2C_5.47-5.725_802.11ax HE40_CH102_5510MHz	
ANT	10	
Pol.	Vertical	Fundamental
Peak	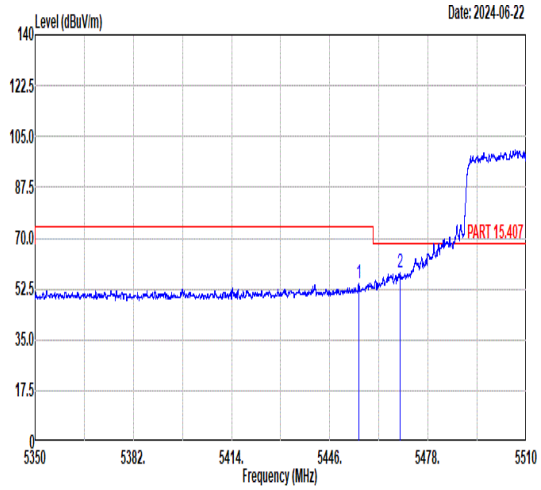 Freq Level Limit Line Margin Read Level Ant Factor Cable Loss Preamp Factor APos TPos Remark MHz dBuV/m dBuV/m dB dBuV dB/m dB dB cm deg 1 5455.38 54.57 74.00 -19.43 40.82 34.81 11.10 32.16 200 17 PEAK 2 5468.96 58.29 68.30 -10.01 44.50 34.81 11.16 32.18 200 17 PEAK	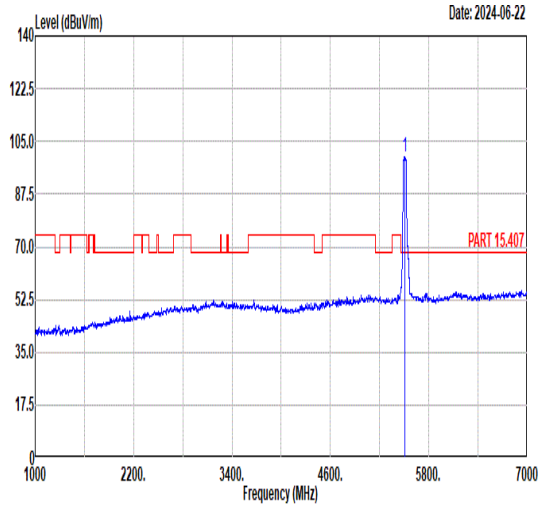 Freq Level Limit Line Margin Read Level Ant Factor Cable Loss Preamp Factor APos TPos Remark MHz dBuV/m dBuV/m dB dBuV dB/m dB dB cm deg 1 5510.00 99.82 ------ ------ 85.96 34.80 11.27 32.21 200 17 PEAK
Avg	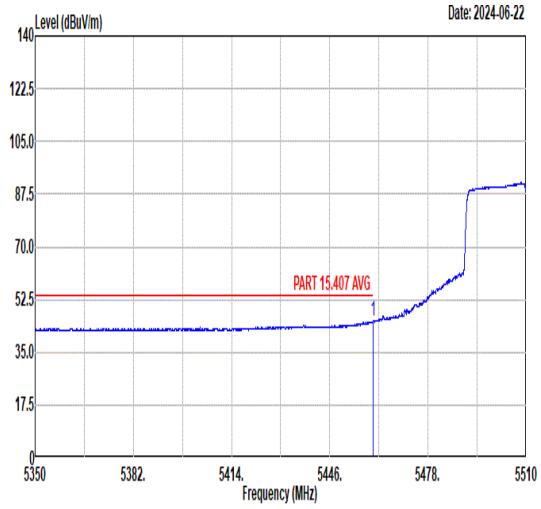 Freq Level Limit Line Margin Read Level Ant Factor Cable Loss Preamp Factor APos TPos Remark MHz dBuV/m dBuV/m dB dBuV dB/m dB dB cm deg 1 5460.00 45.21 54.00 -8.79 31.45 34.81 11.12 32.17 200 17 AVERAGE	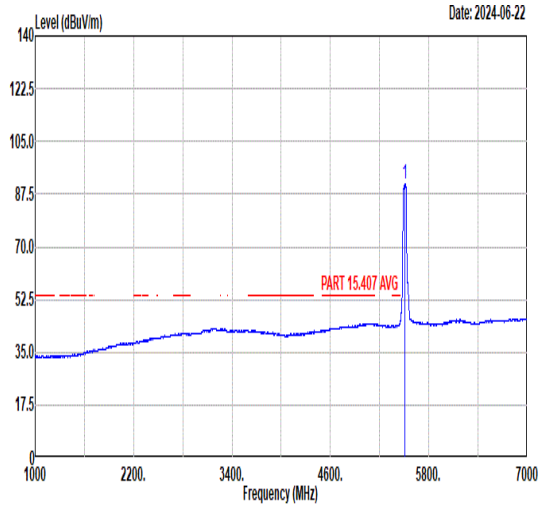 Freq Level Limit Line Margin Read Level Ant Factor Cable Loss Preamp Factor APos TPos Remark MHz dBuV/m dBuV/m dB dBuV dB/m dB dB cm deg 1 5510.00 91.00 ------ ------ 77.09 34.81 11.32 32.22 200 17 AVERAGE

Mode	25	
	Band Edge - R	
	U-NII-2C_5.47-5.725_802.11ax HE40_CH102_5510MHz	
ANT	10	
Pol.	Vertical	Fundamental
Peak	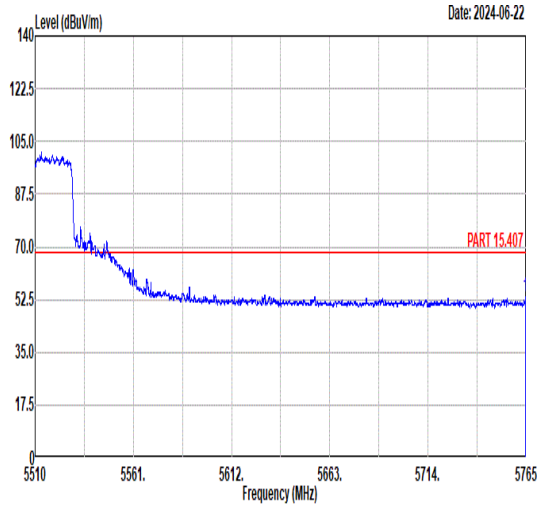 Freq Level Limit Line Margin Read Level Ant Factor Cable Loss Preamp Factor APos TPos Remark MHz dBuV/m dBuV/m dB dBuV dB/m dB dB cm deg 1 5764.62 53.61 68.30 -14.69 39.23 35.17 11.63 32.42 200 17 PEAK	Blank

Mode	26	
	Band Edge - L	
	U-NII-2C_5.47-5.725_802.11ax HE40_CH134_5670MHz	
ANT	10	
Pol.	Horizontal	Fundamental
Peak	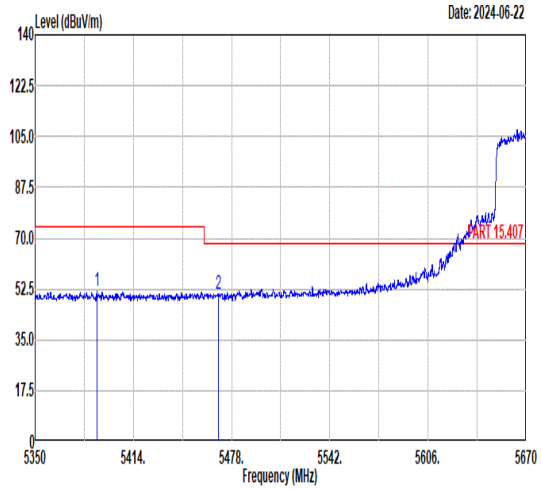 Freq Level Limit Line Margin Read Level Ant Factor Cable Loss Preamp Factor APos TPos Remark MHz dBuV/m dBuV/m dB dBuV dB/m dB dB cm deg 1 5390.19 51.71 74.00 -22.29 38.06 34.82 10.91 32.08 196 0 PEAK 2 5469.23 50.94 68.30 -17.36 37.15 34.81 11.16 32.18 196 0 PEAK	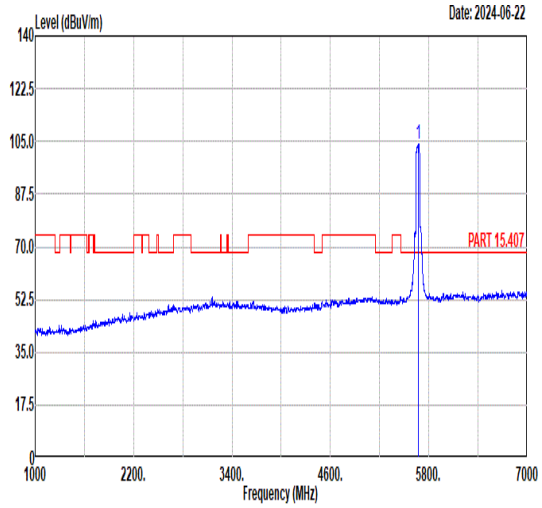 Freq Level Limit Line Margin Read Level Ant Factor Cable Loss Preamp Factor APos TPos Remark MHz dBuV/m dBuV/m dB dBuV dB/m dB dB cm deg 1 5670.00 104.13 ------ ------ 89.75 35.04 11.68 32.34 196 0 PEAK
Avg	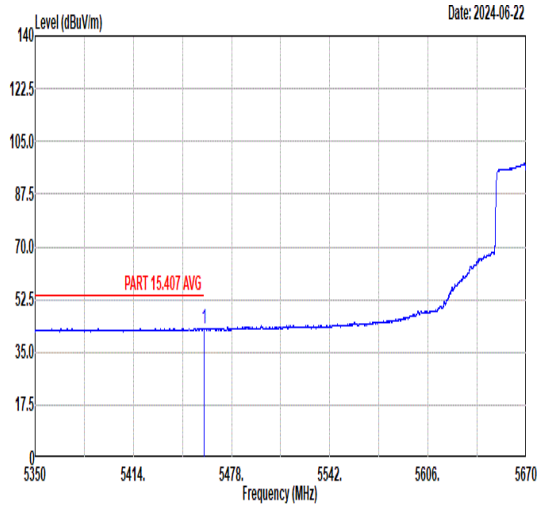 Freq Level Limit Line Margin Read Level Ant Factor Cable Loss Preamp Factor APos TPos Remark MHz dBuV/m dBuV/m dB dBuV dB/m dB dB cm deg 1 5459.92 42.90 54.00 -11.10 29.14 34.81 11.12 32.17 196 0 AVERAGE	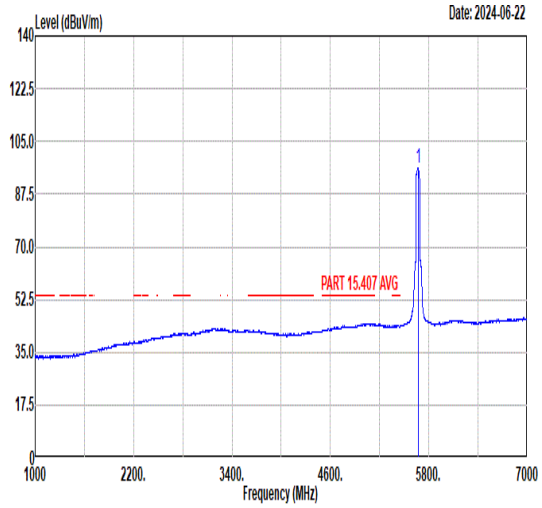 Freq Level Limit Line Margin Read Level Ant Factor Cable Loss Preamp Factor APos TPos Remark MHz dBuV/m dBuV/m dB dBuV dB/m dB dB cm deg 1 5670.00 96.36 ------ ------ 81.99 35.03 11.68 32.34 196 0 AVERAGE

Mode	26	
	Band Edge - R	
	U-NII-2C_5.47-5.725_802.11ax HE40_CH134_5670MHz	
ANT	10	
Pol.	Horizontal	Fundamental
Peak	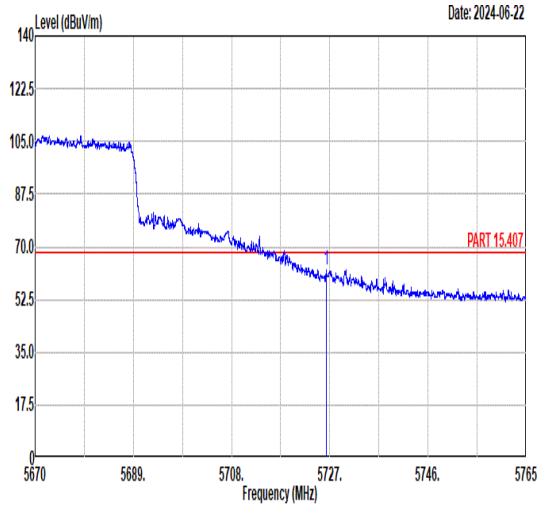 Freq Level Limit Line Margin Read Level Ant Factor Cable Loss Preamp Factor APos TPos Remark MHz dBuV/m dBuV/m dB dBuV dB/m dB dB cm deg 1 5726.29 62.58 68.30 -5.72 48.20 35.12 11.65 32.39 196 0 PEAK	Blank

Mode	26	
	Band Edge - L	
	U-NII-2C_5.47-5.725_802.11ax HE40_CH134_5670MHz	
ANT	10	
Pol.	Vertical	Fundamental
Peak	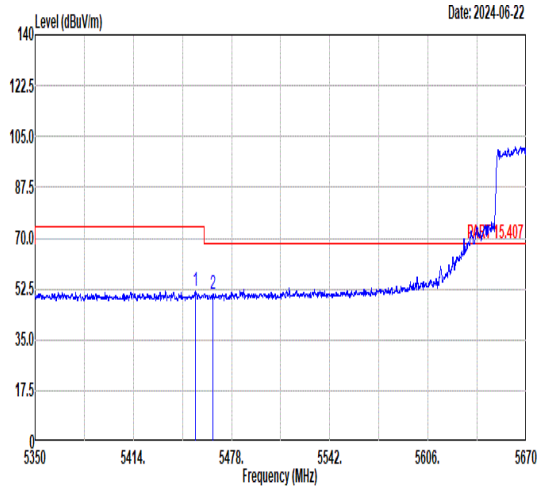 Freq Level Limit Line Margin Read Level Ant Factor Cable Loss Preamp Factor APos TPos Remark MHz dBuV/m dBuV/m dB dBuV dB/m dB dB cm deg 1 5454.51 51.74 74.00 -22.26 37.99 34.81 11.10 32.16 186 24 PEAK 2 5465.68 50.93 68.30 -17.37 37.15 34.81 11.14 32.17 186 24 PEAK	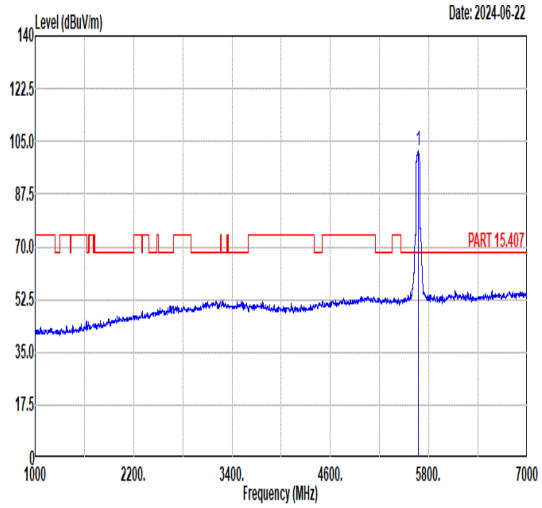 Freq Level Limit Line Margin Read Level Ant Factor Cable Loss Preamp Factor APos TPos Remark MHz dBuV/m dBuV/m dB dBuV dB/m dB dB cm deg 1 5670.00 101.73 ------ ------ 87.35 35.04 11.68 32.34 186 24 PEAK
Avg	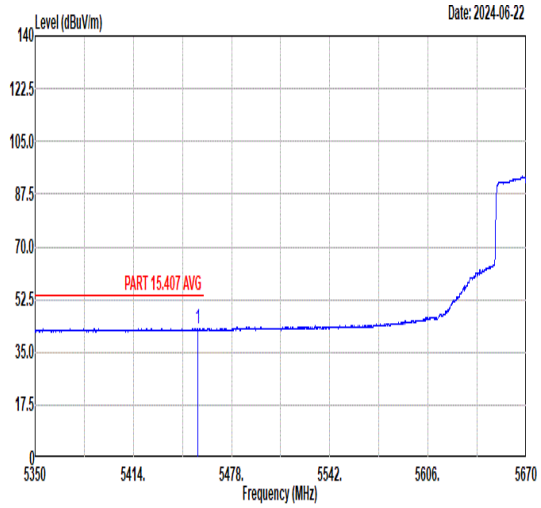 Freq Level Limit Line Margin Read Level Ant Factor Cable Loss Preamp Factor APos TPos Remark MHz dBuV/m dBuV/m dB dBuV dB/m dB dB cm deg 1 5455.76 42.71 54.00 -11.29 28.96 34.81 11.10 32.16 186 24 AVERAGE	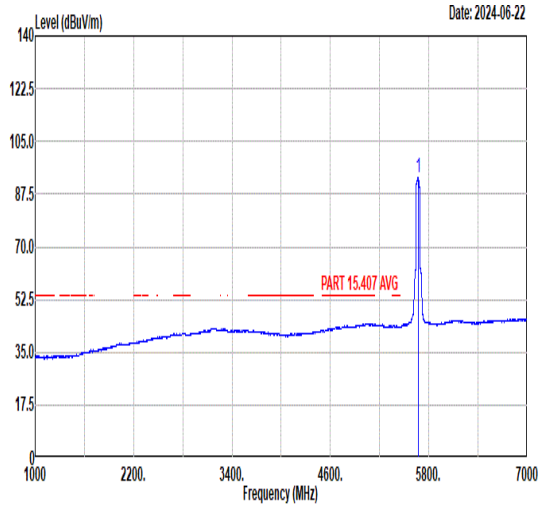 Freq Level Limit Line Margin Read Level Ant Factor Cable Loss Preamp Factor APos TPos Remark MHz dBuV/m dBuV/m dB dBuV dB/m dB dB cm deg 1 5670.00 92.86 ------ ------ 78.49 35.03 11.68 32.34 186 24 AVERAGE

Mode	26	
	Band Edge - R	
	U-NII-2C_5.47-5.725_802.11ax HE40_CH134_5670MHz	
ANT	10	
Pol.	Vertical	Fundamental
Peak	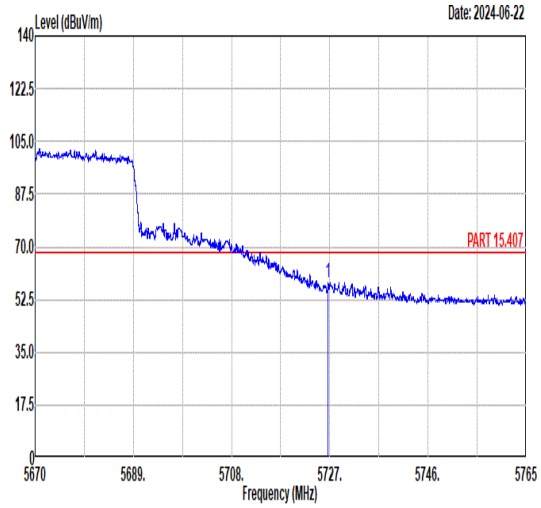 Freq Level Limit Line Margin Read Level Ant Factor Cable Loss Preamp Factor APos TPos Remark MHz dBuV/m dBuV/m dB dBuV dB/m dB dB cm deg 1 5726.68 58.34 68.30 -9.96 43.96 35.12 11.65 32.39 186 24 PEAK	Blank

Mode	27	
	Band Edge - L	
	U-NII-2C_5.47-5.725_802.11ax HE80_CH106_5530MHz	
ANT	10	
Pol.	Horizontal	Fundamental
Peak	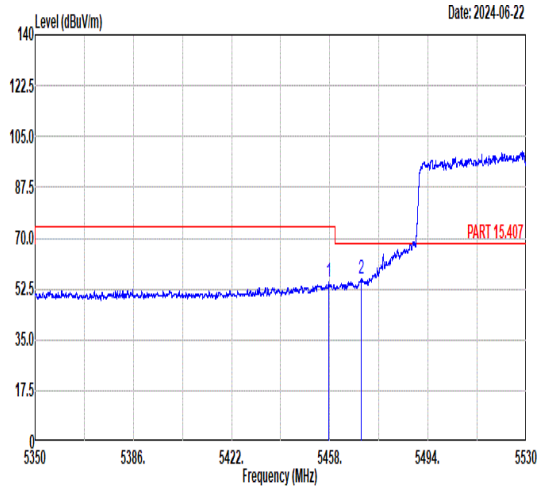 Freq Level Limit Line Margin (dB) Read Level Ant Factor Cable Loss Preamp Factor APos TPos Remark MHz dBuV/m dBuV/m dBuV dB/m dB dB cm deg 1 5457.55 54.74 74.00 -19.26 40.98 34.81 11.11 32.16 195 0 PEAK 2 5469.63 56.08 68.30 -12.22 42.29 34.81 11.16 32.18 195 0 PEAK	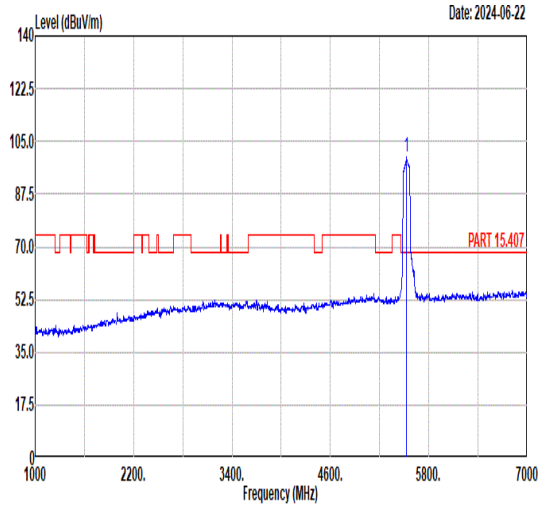 Freq Level Limit Line Margin (dB) Read Level Ant Factor Cable Loss Preamp Factor APos TPos Remark MHz dBuV/m dBuV/m dBuV dB/m dB dB cm deg 1 5530.00 99.59 ------ ------ 85.58 34.84 11.40 32.23 195 0 PEAK
Avg	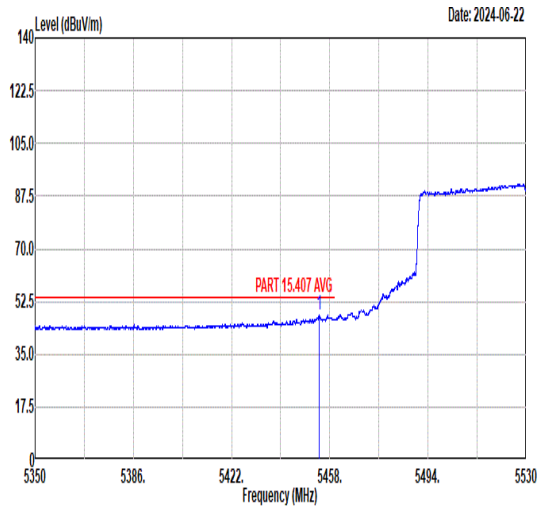 Freq Level Limit Line Margin (dB) Read Level Ant Factor Cable Loss Preamp Factor APos TPos Remark MHz dBuV/m dBuV/m dBuV dB/m dB dB cm deg 1 5454.13 48.05 54.00 -5.95 34.30 34.81 11.10 32.16 195 0 AVERAGE	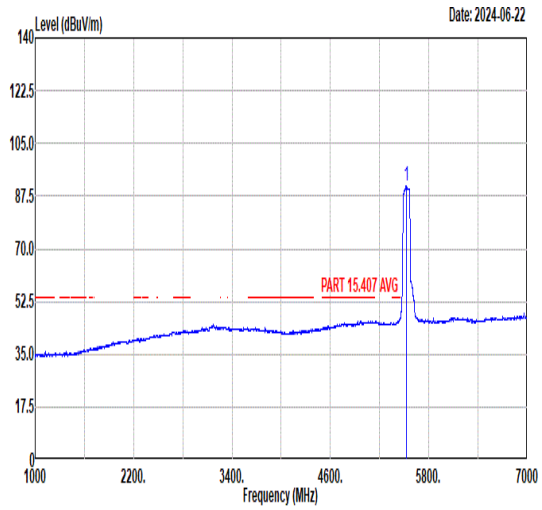 Freq Level Limit Line Margin (dB) Read Level Ant Factor Cable Loss Preamp Factor APos TPos Remark MHz dBuV/m dBuV/m dBuV dB/m dB dB cm deg 1 5530.00 91.00 ------ ------ 76.99 34.84 11.40 32.23 195 0 AVERAGE

Mode	27	
	Band Edge - R	
	U-NII-2C_5.47-5.725_802.11ax HE80_CH106_5530MHz	
ANT	10	
Pol.	Horizontal	Fundamental
Peak	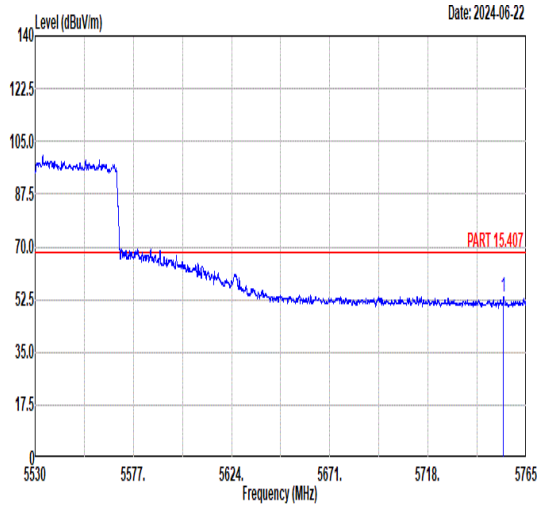 Freq Level Limit Line Margin (dB) Read Level Ant Factor Cable Loss Preamp Factor APos TPos Remark MHz dBuV/m dBuV/m dBuV dB/m dB dB cm deg 1 5754.07 53.53 68.30 -14.77 39.14 35.16 11.64 32.41 195 0 PEAK	Blank

Mode	27	
	Band Edge - L	
	U-NII-2C_5.47-5.725_802.11ax HE80_CH106_5530MHz	
ANT	10	
Pol.	Vertical	Fundamental
Peak	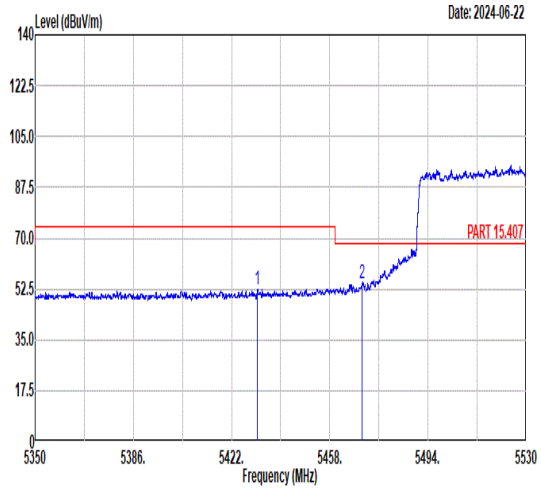 Freq Level Limit Line Margin (dB) Read Level Ant Factor Cable Loss Preamp Factor APos TPos Remark MHz dBuV/m dBuV/m dBuV dB/m dB dB cm deg 1 5431.47 52.51 74.00 -21.49 38.83 34.81 11.00 32.13 200 316 PEAK 2 5469.81 54.46 68.30 -13.84 40.67 34.81 11.16 32.18 200 316 PEAK	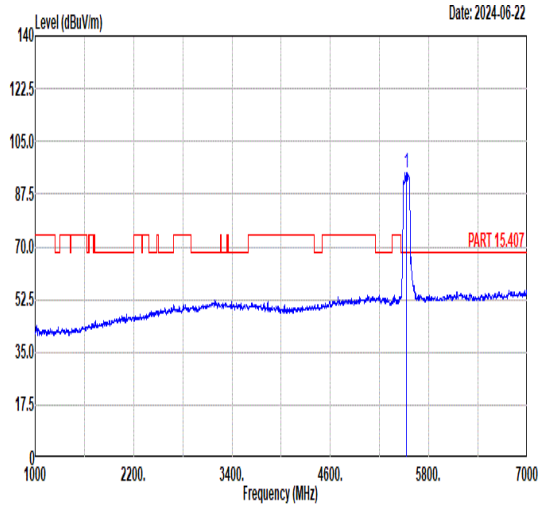 Freq Level Limit Line Margin (dB) Read Level Ant Factor Cable Loss Preamp Factor APos TPos Remark MHz dBuV/m dBuV/m dBuV dB/m dB dB cm deg 1 5530.00 94.52 ------ ------ 80.61 34.81 11.32 32.22 200 316 PEAK
Avg	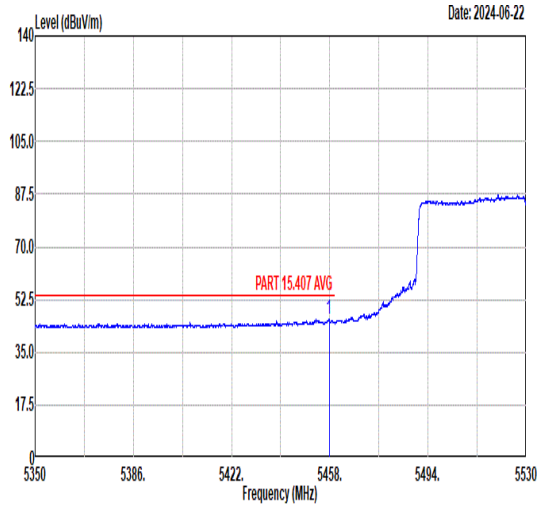 Freq Level Limit Line Margin (dB) Read Level Ant Factor Cable Loss Preamp Factor APos TPos Remark MHz dBuV/m dBuV/m dBuV dB/m dB dB cm deg 1 5457.75 46.01 54.00 -7.99 32.25 34.81 11.11 32.16 200 316 AVERAGE	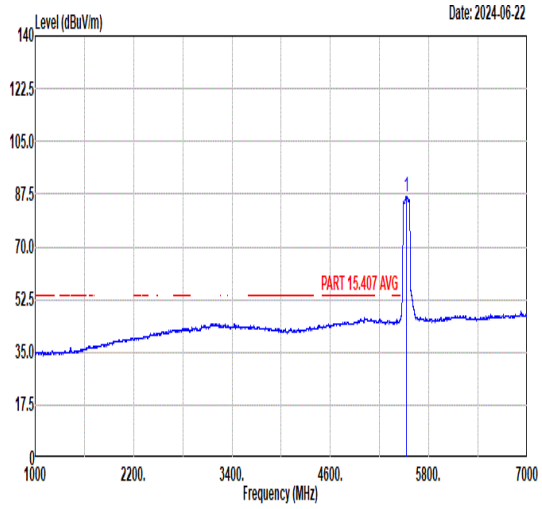 Freq Level Limit Line Margin (dB) Read Level Ant Factor Cable Loss Preamp Factor APos TPos Remark MHz dBuV/m dBuV/m dBuV dB/m dB dB cm deg 1 5530.00 86.67 ------ ------ 72.64 34.85 11.42 32.24 200 316 AVERAGE

Mode	27	
	Band Edge - R	
	U-NII-2C_5.47-5.725_802.11ax HE80_CH106_5530MHz	
ANT	10	
Pol.	Vertical	Fundamental
Peak	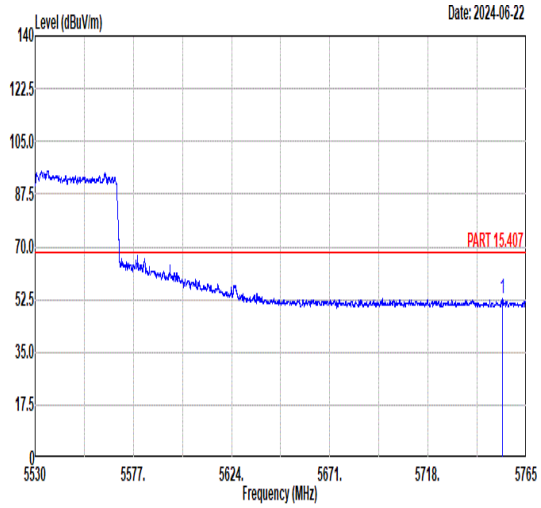 Freq Level Limit Line Margin (dB) Read Level Ant Factor Cable Loss Preamp Factor APos TPos Remark MHz dBuV/m dBuV/m dBuV dB/m dB dB cm deg 1 5753.63 52.79 68.30 -15.51 38.40 35.16 11.64 32.41 200 316 PEAK	Blank

Mode	28	
	Band Edge - L	
	U-NII-2C_5.47-5.725_802.11ax HE80_CH112_5610MHz	
ANT	10	
Pol.	Horizontal	Fundamental
Peak	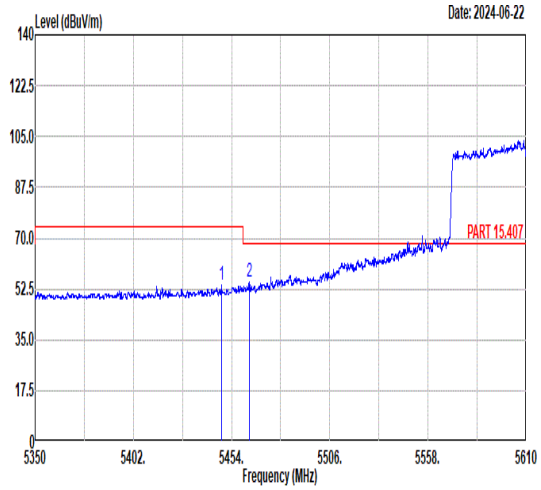 Freq Level Limit Line Margin (dB) Read Level Ant Factor Cable Loss Preamp Factor APos TPos Remark MHz dBuV/m dBuV/m dBuV dB/m dB dB cm deg 1 5448.67 54.14 74.00 -19.86 40.41 34.81 11.07 32.15 198 0 PEAK 2 5463.52 55.18 68.30 -13.12 41.41 34.81 11.13 32.17 198 0 PEAK	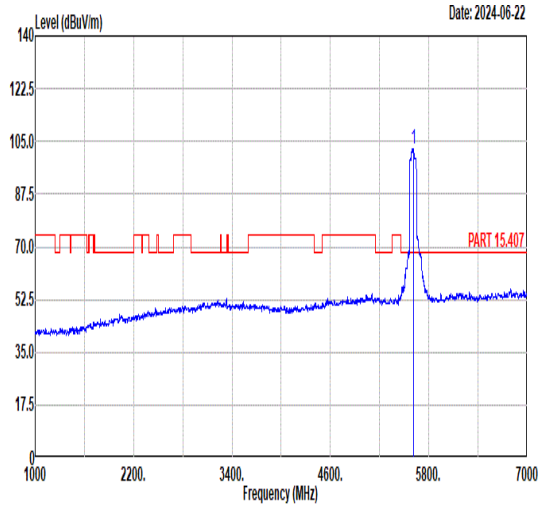 Freq Level Limit Line Margin (dB) Read Level Ant Factor Cable Loss Preamp Factor APos TPos Remark MHz dBuV/m dBuV/m dBuV dB/m dB dB cm deg 1 5610.00 102.53 ------ ------ 88.16 34.96 11.71 32.30 198 0 PEAK
Avg	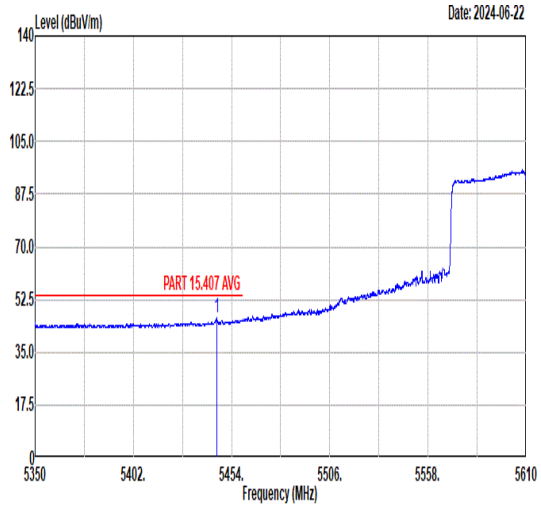 Freq Level Limit Line Margin (dB) Read Level Ant Factor Cable Loss Preamp Factor APos TPos Remark MHz dBuV/m dBuV/m dBuV dB/m dB dB cm deg 1 5446.10 46.66 54.00 -7.34 32.94 34.81 11.06 32.15 198 0 AVERAGE	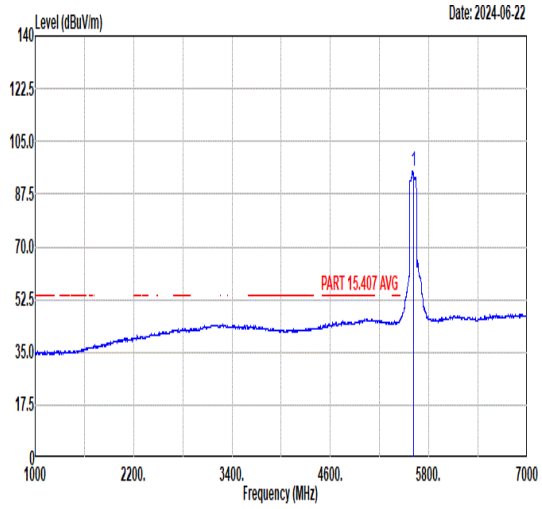 Freq Level Limit Line Margin (dB) Read Level Ant Factor Cable Loss Preamp Factor APos TPos Remark MHz dBuV/m dBuV/m dBuV dB/m dB dB cm deg 1 5610.00 94.97 ------ ------ 80.62 34.94 11.70 32.29 198 0 AVERAGE

Mode	28	
	Band Edge - R	
	U-NII-2C_5.47-5.725_802.11ax HE80_CH112_5610MHz	
ANT	10	
Pol.	Horizontal	Fundamental
Peak	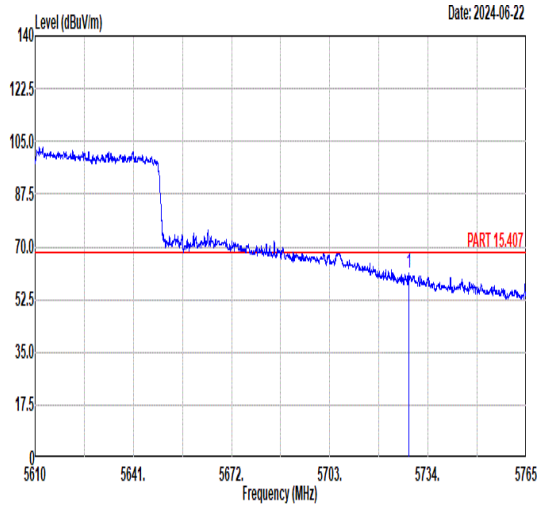 Freq Level Limit Line Margin (dB) Read Level Ant Factor Cable Loss Preamp Factor APos TPos Remark MHz dBuV/m dBuV/m dBuV dB/m dB dB cm deg 1 5727.89 61.05 68.30 -7.25 46.67 35.12 11.65 32.39 198 0 PEAK	Blank

Mode	28	
	Band Edge - L	
	U-NII-2C_5.47-5.725_802.11ax HE80_CH112_5610MHz	
ANT	10	
Pol.	Vertical	Fundamental
Peak	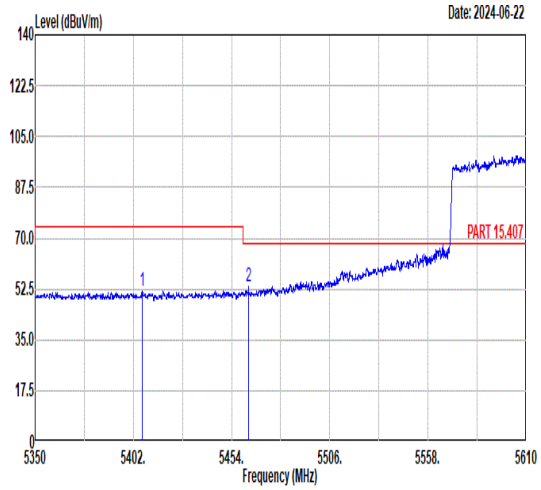 Freq Level Limit Line Margin (dB) Read Level Ant Factor Cable Loss Preamp Factor APos TPos Remark MHz dBuV/m dBuV/m dBuV dB/m dB dB cm deg 1 5406.78 51.74 74.00 -22.26 38.12 34.82 10.90 32.10 200 327 PEAK 2 5462.97 53.28 68.30 -15.02 39.51 34.81 11.13 32.17 200 327 PEAK	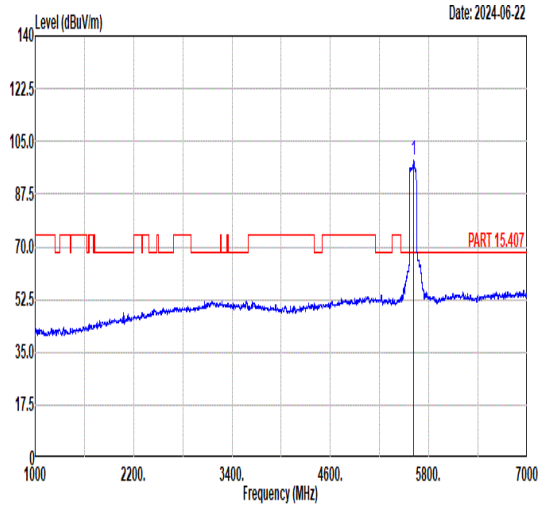 Freq Level Limit Line Margin (dB) Read Level Ant Factor Cable Loss Preamp Factor APos TPos Remark MHz dBuV/m dBuV/m dBuV dB/m dB dB cm deg 1 5610.00 98.61 ------ ------ 84.25 34.96 11.70 32.30 200 327 PEAK
Avg	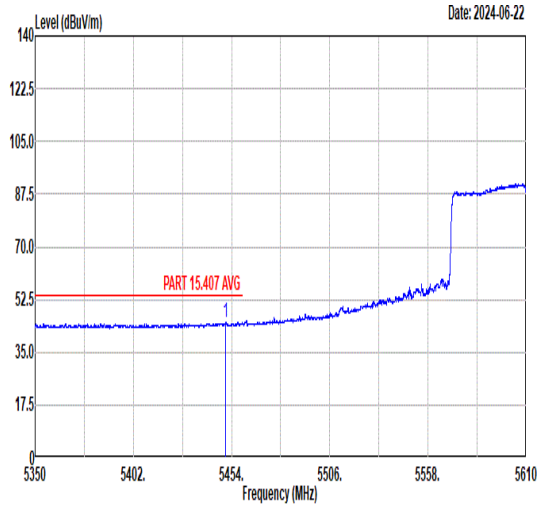 Freq Level Limit Line Margin (dB) Read Level Ant Factor Cable Loss Preamp Factor APos TPos Remark MHz dBuV/m dBuV/m dBuV dB/m dB dB cm deg 1 5451.01 44.89 54.00 -9.11 31.15 34.81 11.08 32.15 200 327 AVERAGE	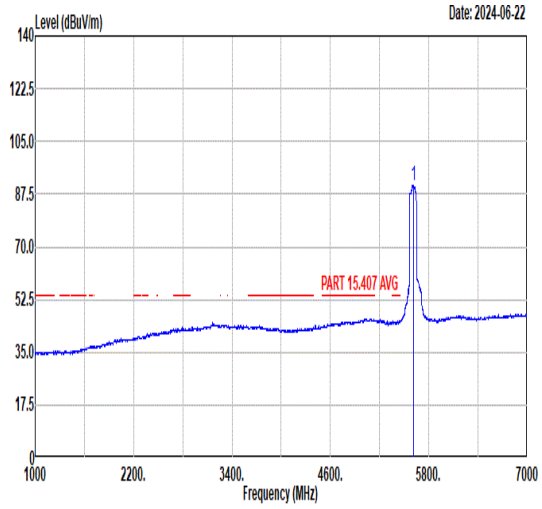 Freq Level Limit Line Margin (dB) Read Level Ant Factor Cable Loss Preamp Factor APos TPos Remark MHz dBuV/m dBuV/m dBuV dB/m dB dB cm deg 1 5610.00 90.48 ------ ------ 76.13 34.94 11.70 32.29 200 327 AVERAGE

Mode	28	
	Band Edge - R	
	U-NII-2C_5.47-5.725_802.11ax HE80_CH112_5610MHz	
ANT	10	
Pol.	Vertical	Fundamental
Peak	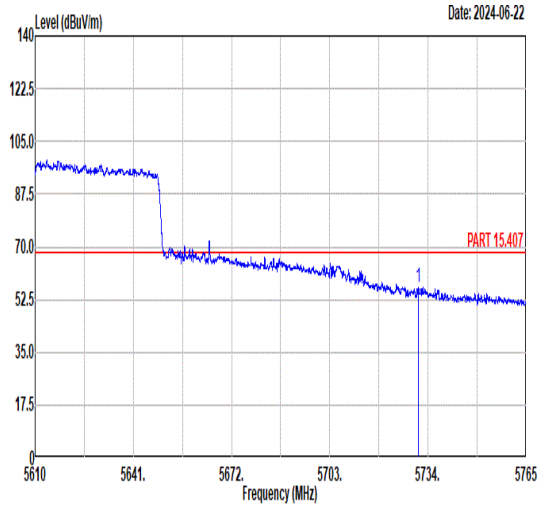 Freq Level Limit Line Margin (dB) Read Level Ant Factor Cable Loss Preamp Factor APos TPos Remark MHz dBuV/m dBuV/m dBuV dB/m dB dB cm deg 1 5730.99 56.56 68.30 -11.74 42.18 35.12 11.65 32.39 200 327 PEAK	Blank

Mode	29	
	Harmonic	
	U-NII-3_5.725-5.85_802.11a_CH149_5745MHz	
ANT	10	
Pol.	Horizontal	Vertical
Peak Avg	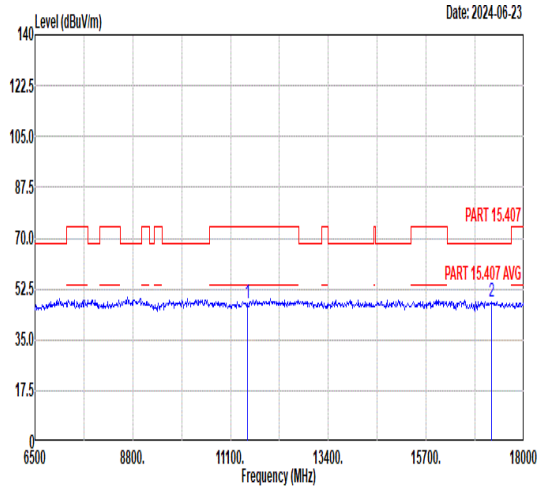 Freq Level Limit Line Margin Read Level Ant Factor Cable Loss Preamp Factor APos TPos Remark MHz dBuV/m dBuV/m dB dBuV dB/m dB dB cm deg 1 11490.00 47.75 74.00 -26.25 43.83 39.79 14.83 50.70 -- -- Peak 2 17235.00 47.99 68.30 -20.31 39.94 42.41 17.57 51.93 -- -- Peak	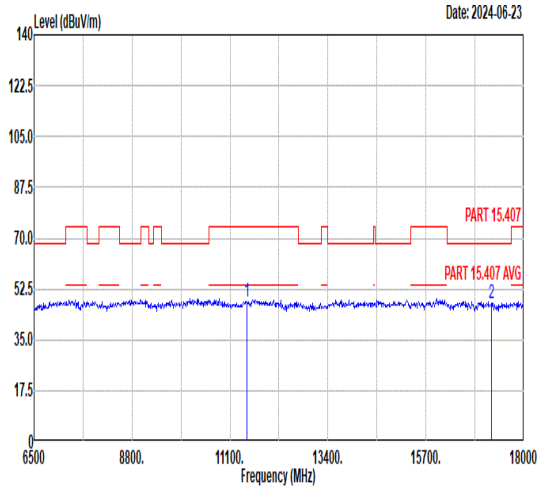 Freq Level Limit Line Margin Read Level Ant Factor Cable Loss Preamp Factor APos TPos Remark MHz dBuV/m dBuV/m dB dBuV dB/m dB dB cm deg 1 11490.00 47.97 74.00 -26.03 44.05 39.79 14.83 50.70 -- -- Peak 2 17235.00 47.30 68.30 -21.00 39.25 42.41 17.57 51.93 -- -- Peak

Mode	30	
	Harmonic	
	U-NII-3_5.725-5.85_802.11a_CH157_5785MHz	
ANT	10	
Pol.	Horizontal	Vertical
Peak Avg	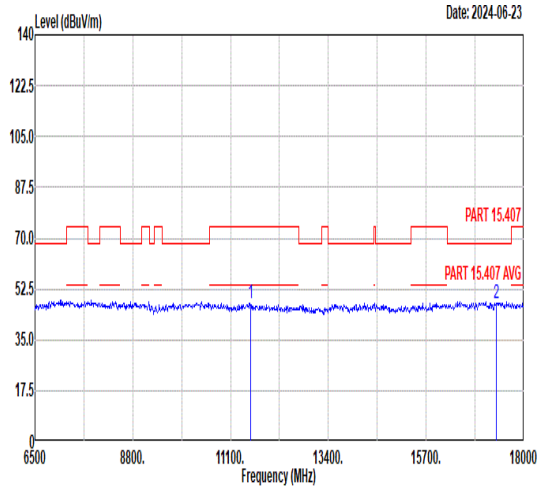 Freq Level Limit Line Margin Read Level Ant Factor Cable Loss Preamp Factor APos TPos Remark MHz dBuV/m dBuV/m dB dBuV dB/m dB dB cm deg 1 11570.00 47.37 74.00 -26.63 43.29 39.86 14.88 50.66 -- -- Peak 2 17355.00 47.77 68.30 -20.53 39.86 42.36 17.60 52.05 -- -- Peak	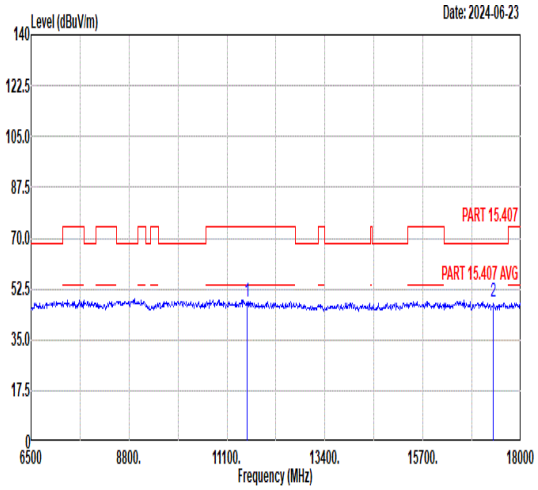 Freq Level Limit Line Margin Read Level Ant Factor Cable Loss Preamp Factor APos TPos Remark MHz dBuV/m dBuV/m dB dBuV dB/m dB dB cm deg 1 11570.00 47.97 74.00 -26.03 43.89 39.86 14.88 50.66 -- -- Peak 2 17355.00 48.27 68.30 -20.03 40.36 42.36 17.60 52.05 -- -- Peak

Mode	31	
	Band Edge	
	U-NII-3_5.725-5.85_802.11a_CH165_5825MHz	
ANT	10	
Pol.	Horizontal	Fundamental
Peak	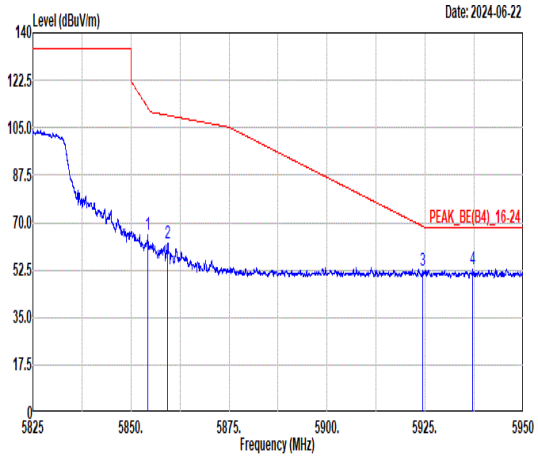 Freq Level Limit Line Margin Read Level Ant Factor Cable Loss Preamp Factor APos TPos Remark MHz dBuV/m dBuV/m dB dBuV dB/m dB dB cm deg 1 5854.33 65.42 112.34 -46.92 51.09 35.30 11.52 32.49 175 360 PEAK 2 5859.33 62.39 109.59 -47.20 48.07 35.30 11.51 32.49 175 360 PEAK 3 5924.44 52.25 68.61 -16.36 38.00 35.39 11.40 32.54 175 360 PEAK 4 5937.08 52.92 68.30 -15.38 38.68 35.41 11.38 32.55 175 360 PEAK	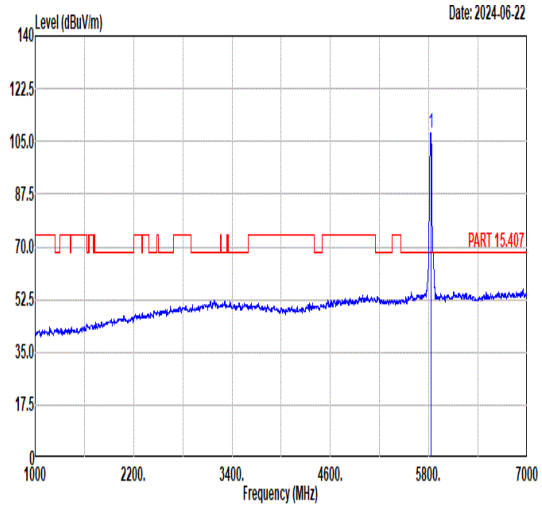 Freq Level Limit Line Margin Read Level Ant Factor Cable Loss Preamp Factor APos TPos Remark MHz dBuV/m dBuV/m dB dBuV dB/m dB dB cm deg 1 5825.00 107.76 ------ ------ 93.39 35.25 11.58 32.46 175 360 PEAK
Avg	Blank	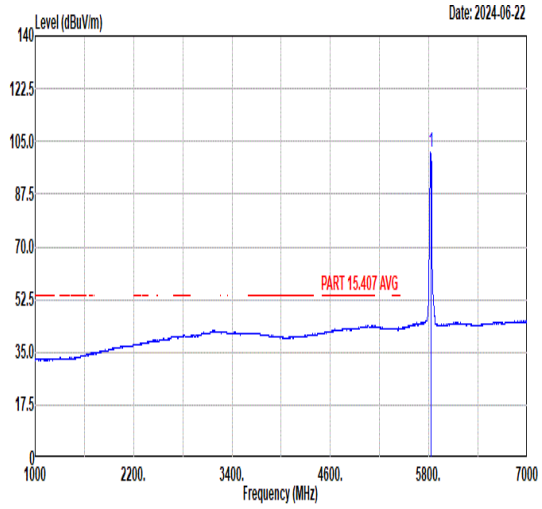 Freq Level Limit Line Margin Read Level Ant Factor Cable Loss Preamp Factor APos TPos Remark MHz dBuV/m dBuV/m dB dBuV dB/m dB dB cm deg 1 5825.00 101.20 ------ ------ 86.83 35.25 11.58 32.46 175 360 AVERAGE

Mode	31	
	Band Edge	
	U-NII-3_5.725-5.85_802.11a_CH165_5825MHz	
ANT	10	
Pol.	Vertical	Fundamental
Peak	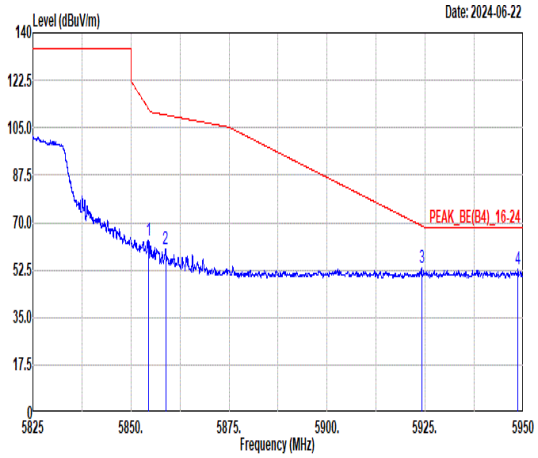 Freq Level Limit Line Margin Read Level Ant Factor Cable Loss Preamp Factor APos TPos Remark MHz dBuV/m dBuV/m dB dBuV dB/m dB dB cm deg 1 5854.58 63.66 111.77 -48.11 49.33 35.30 11.52 32.49 100 0 PEAK 2 5858.83 60.27 109.73 -49.46 45.94 35.30 11.52 32.49 100 0 PEAK 3 5924.08 53.42 68.88 -15.46 39.17 35.39 11.40 32.54 100 0 PEAK 4 5948.58 52.94 68.30 -15.36 38.71 35.43 11.36 32.56 100 0 PEAK	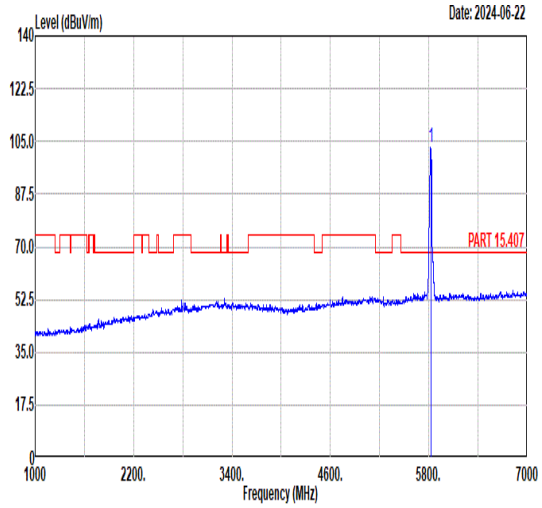 Freq Level Limit Line Margin Read Level Ant Factor Cable Loss Preamp Factor APos TPos Remark MHz dBuV/m dBuV/m dB dBuV dB/m dB dB cm deg 1 5825.00 102.88 ------ ------ 88.51 35.25 11.58 32.46 100 0 PEAK
Avg	Blank	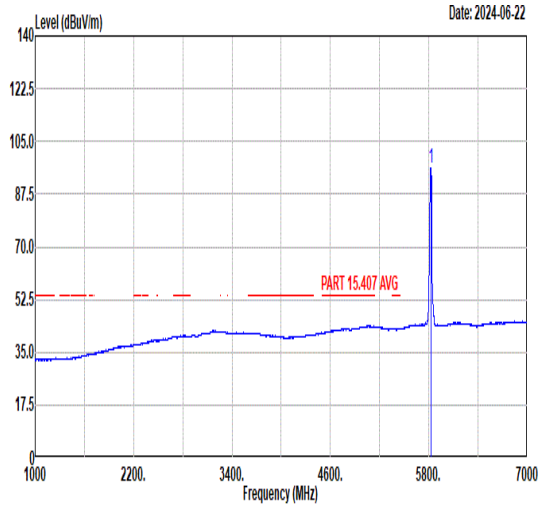 Freq Level Limit Line Margin Read Level Ant Factor Cable Loss Preamp Factor APos TPos Remark MHz dBuV/m dBuV/m dB dBuV dB/m dB dB cm deg 1 5825.00 96.39 ------ ------ 82.02 35.25 11.58 32.46 100 0 AVERAGE

Mode	31	
	Harmonic	
	U-NII-3_5.725-5.85_802.11a_CH165_5825MHz	
ANT	10	
Pol.	Horizontal	Vertical
Peak Avg	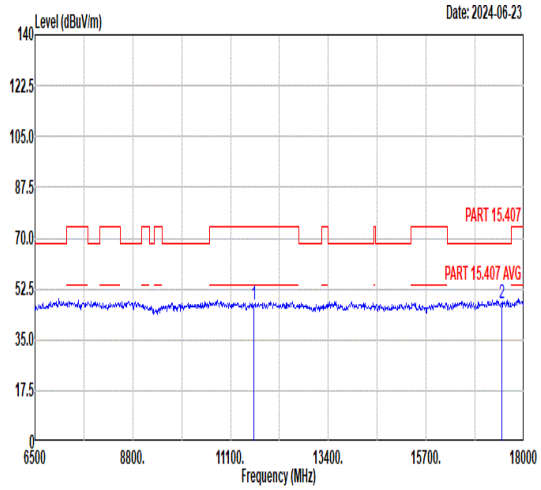 Freq Level Limit Line Margin Read Level Ant Factor Cable Loss Preamp Factor APos TPos Remark MHz dBuV/m dBuV/m dB dBuV dB/m dB dB cm deg 1 11650.00 47.18 74.00 -26.82 42.94 39.92 14.93 50.61 -- -- Peak 2 17475.00 47.68 68.30 -20.62 39.91 42.31 17.63 52.17 -- -- Peak	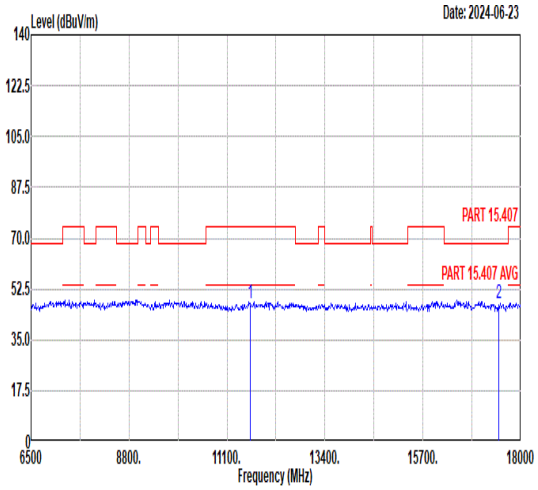 Freq Level Limit Line Margin Read Level Ant Factor Cable Loss Preamp Factor APos TPos Remark MHz dBuV/m dBuV/m dB dBuV dB/m dB dB cm deg 1 11650.00 47.39 74.00 -26.61 43.15 39.92 14.93 50.61 -- -- Peak 2 17475.00 47.47 68.30 -20.83 39.70 42.31 17.63 52.17 -- -- Peak

Mode	32	
	Band Edge	
	U-NII-3_5.725-5.85_802.11ax HE20_CH149_5745MHz	
ANT	10	
Pol.	Horizontal	Fundamental
Peak	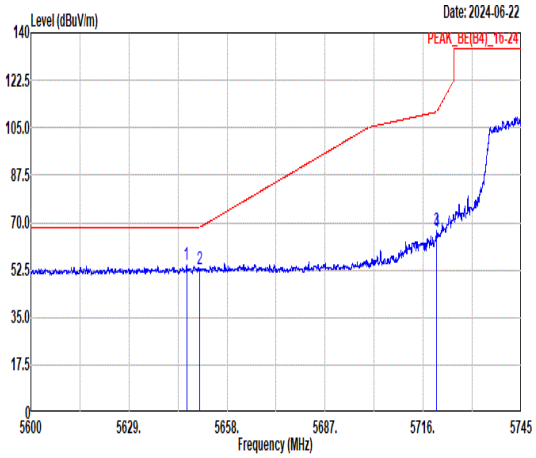 Freq Level Limit Line Margin (dB) Read Level Ant Factor Cable Loss Preamp Factor APos TPos Remark MHz dBuV/m dBuV/m dBuV dB/m dB dB cm deg 1 5646.04 54.22 68.30 -14.08 39.85 35.00 11.69 32.32 199 3 PEAK 2 5650.01 52.70 68.31 -15.61 38.33 35.01 11.69 32.33 199 3 PEAK 3 5719.99 66.88 110.80 -43.92 52.49 35.11 11.66 32.38 199 3 PEAK 4 5720.00 66.68 110.80 -44.12 52.29 35.11 11.66 32.38 199 3 PEAK	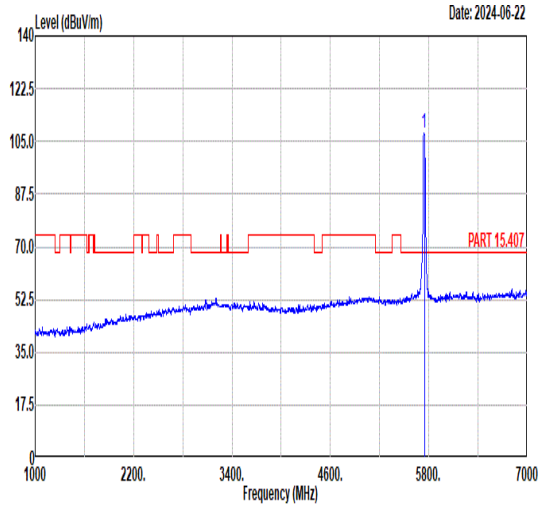 Freq Level Limit Line Margin (dB) Read Level Ant Factor Cable Loss Preamp Factor APos TPos Remark MHz dBuV/m dBuV/m dBuV dB/m dB dB cm deg 1 5745.00 107.89 ------ ------ 93.51 35.13 11.65 32.40 199 3 PEAK
Avg	Blank	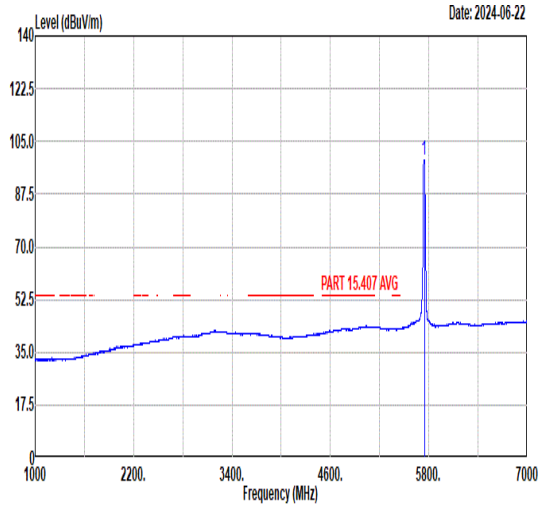 Freq Level Limit Line Margin (dB) Read Level Ant Factor Cable Loss Preamp Factor APos TPos Remark MHz dBuV/m dBuV/m dBuV dB/m dB dB cm deg 1 5745.00 99.05 ------ ------ 84.67 35.14 11.64 32.40 199 3 AVERAGE

Mode	32	
	Band Edge	
	U-NII-3_5.725-5.85_802.11ax HE20_CH149_5745MHz	
ANT	10	
Pol.	Vertical	Fundamental
Peak	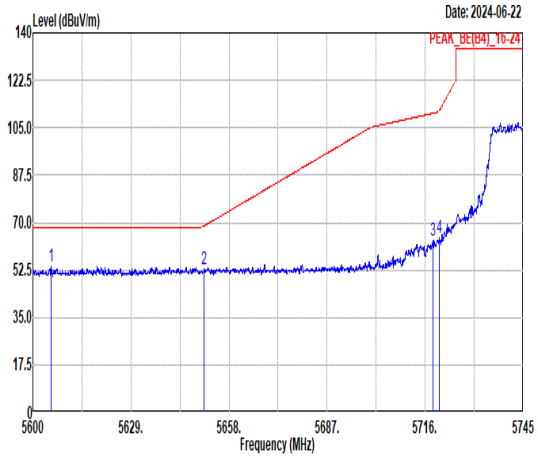 Freq Level Limit Line Margin (dB) Read Level Ant Factor Cable Loss Preamp Factor APos TPos Remark 1 5605.31 53.70 68.30 -14.60 39.33 34.95 11.71 32.29 118 10 PEAK 2 5650.69 52.73 68.81 -16.08 38.36 35.01 11.69 32.33 118 10 PEAK 3 5718.41 63.46 110.35 -46.89 49.07 35.11 11.66 32.38 118 10 PEAK 4 5720.15 64.65 111.14 -46.49 50.26 35.11 11.66 32.38 118 10 PEAK	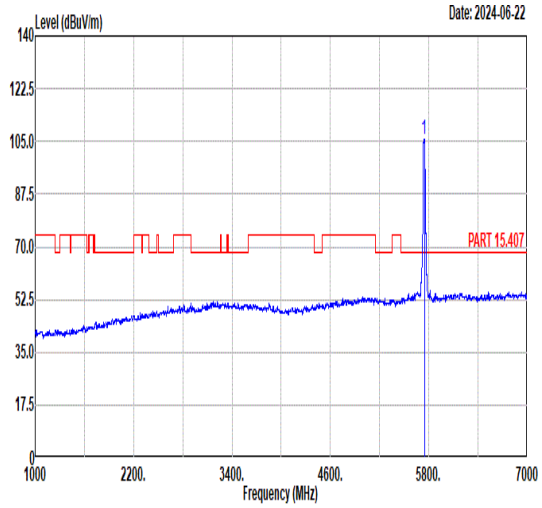 Freq Level Limit Line Margin (dB) Read Level Ant Factor Cable Loss Preamp Factor APos TPos Remark 1 5745.00 105.79 ------ ------ 91.41 35.14 11.64 32.40 118 10 PEAK
Avg	Blank	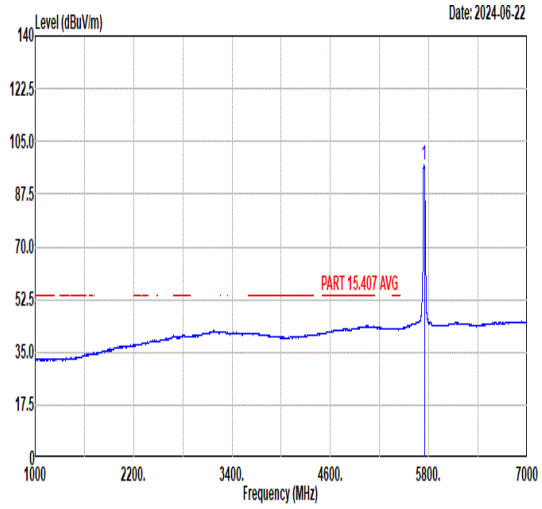 Freq Level Limit Line Margin (dB) Read Level Ant Factor Cable Loss Preamp Factor APos TPos Remark 1 5745.00 96.95 ------ ------ 82.57 35.14 11.64 32.40 118 10 AVERAGE

Mode	32	
	Harmonic	
	U-NII-3_5.725-5.85_802.11ax HE20_CH149_5745MHz	
ANT	10	
Pol.	Horizontal	Vertical
Peak Avg	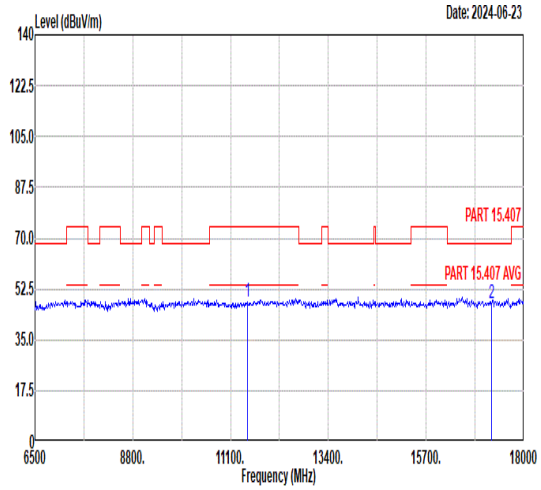 Freq Level Limit Line Margin Read Level Ant Factor Cable Loss Preamp Factor APos TPos Remark MHz dBuV/m dBuV/m dB dBuV dB/m dB dB cm deg 1 11490.00 47.83 74.00 -26.17 43.91 39.79 14.83 50.70 -- -- Peak 2 17235.00 47.46 68.30 -20.84 39.41 42.41 17.57 51.93 -- -- Peak	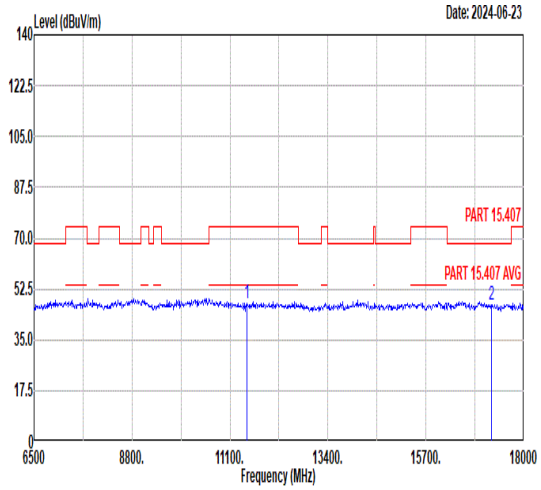 Freq Level Limit Line Margin Read Level Ant Factor Cable Loss Preamp Factor APos TPos Remark MHz dBuV/m dBuV/m dB dBuV dB/m dB dB cm deg 1 11490.00 47.55 74.00 -26.45 43.63 39.79 14.83 50.70 -- -- Peak 2 17235.00 47.25 68.30 -21.05 39.20 42.41 17.57 51.93 -- -- Peak

Mode	33	
	Harmonic	
	U-NII-3_5.725-5.85_802.11ax HE20_CH157_5785MHz	
ANT	10	
Pol.	Horizontal	Vertical
Peak Avg	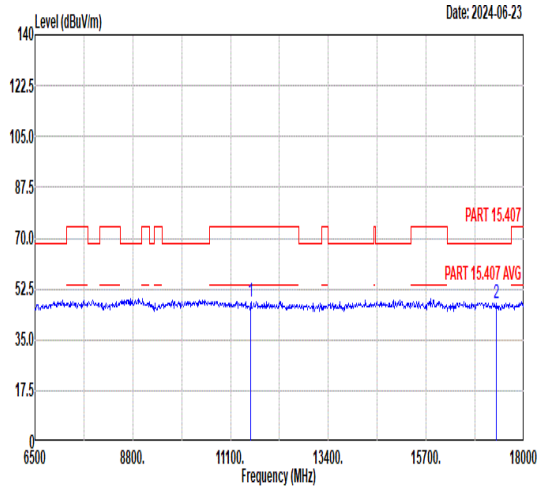 Freq Level Limit Line Margin Read Level Ant Factor Cable Loss Preamp Factor APos TPos Remark MHz dBuV/m dBuV/m dB dBuV dB/m dB dB cm deg 1 11570.00 47.90 74.00 -26.10 43.82 39.86 14.88 50.66 -- -- Peak 2 17355.00 47.35 68.30 -20.95 39.44 42.36 17.60 52.05 -- -- Peak	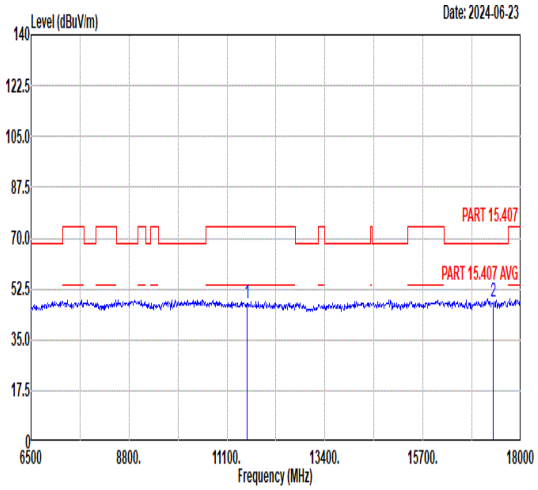 Freq Level Limit Line Margin Read Level Ant Factor Cable Loss Preamp Factor APos TPos Remark MHz dBuV/m dBuV/m dB dBuV dB/m dB dB cm deg 1 11570.00 47.71 74.00 -26.29 43.63 39.86 14.88 50.66 -- -- Peak 2 17355.00 48.00 68.30 -20.30 40.09 42.36 17.60 52.05 -- -- Peak

Mode	34	
	Band Edge	
	U-NII-3_5.725-5.85_802.11ax HE20_CH165_5825MHz	
ANT	10	
Pol.	Horizontal	Fundamental
Peak	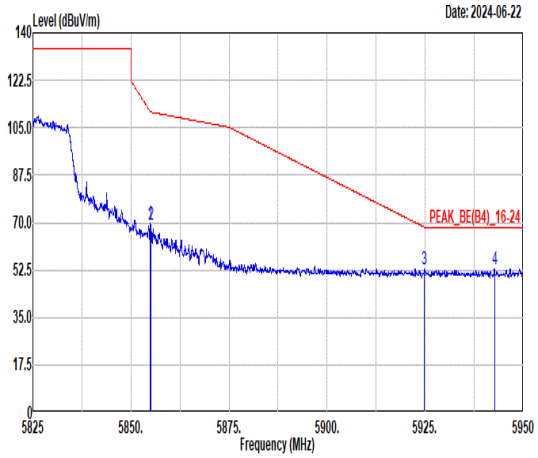 Freq Level Limit Line Margin (dB) Read Level Ant Factor Cable Loss Preamp Factor APos TPos Remark MHz dBuV/m dBuV/m dBuV dB/m dB dB cm deg 1 5854.94 69.59 110.94 -41.35 55.26 35.30 11.52 32.49 193 360 PEAK 2 5855.00 69.40 110.80 -41.40 55.07 35.30 11.52 32.49 193 360 PEAK 3 5924.83 52.73 68.33 -15.60 38.48 35.39 11.40 32.54 193 360 PEAK 4 5942.69 53.05 68.30 -15.25 38.82 35.42 11.37 32.56 193 360 PEAK	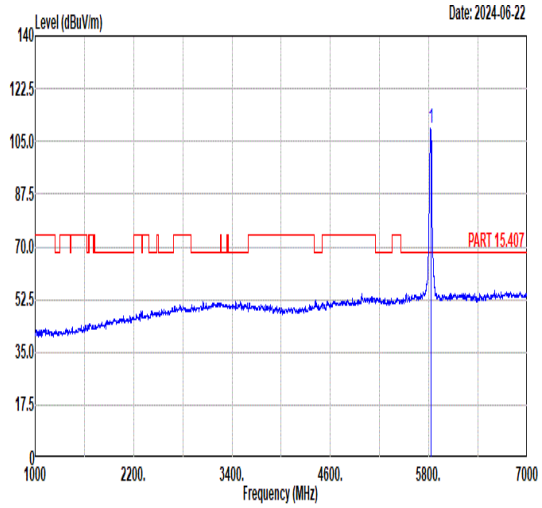 Freq Level Limit Line Margin (dB) Read Level Ant Factor Cable Loss Preamp Factor APos TPos Remark MHz dBuV/m dBuV/m dBuV dB/m dB dB cm deg 1 5825.00 109.14 ------ ------ 94.77 35.25 11.58 32.46 193 360 PEAK
Avg	Blank	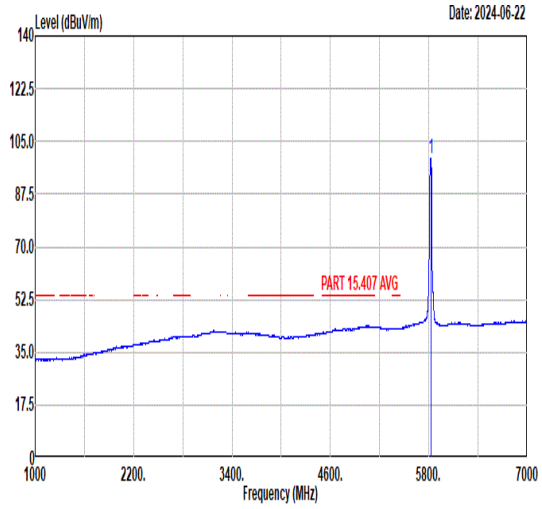 Freq Level Limit Line Margin (dB) Read Level Ant Factor Cable Loss Preamp Factor APos TPos Remark MHz dBuV/m dBuV/m dBuV dB/m dB dB cm deg 1 5825.00 99.57 ------ ------ 85.20 35.25 11.58 32.46 193 360 AVERAGE

Mode	34	
	Band Edge	
	U-NII-3_5.725-5.85_802.11ax HE20_CH165_5825MHz	
ANT	10	
Pol.	Vertical	Fundamental
Peak	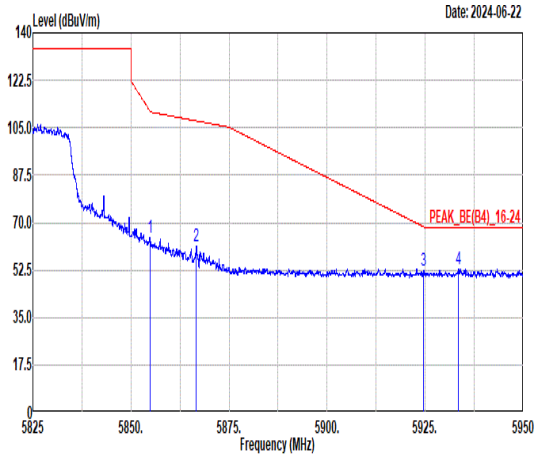 Freq Level Limit Line Margin (dB) Read Level Ant Factor Cable Loss Preamp Factor APos TPos Remark MHz dBuV/m dBuV/m dBuV dB/m dB dB cm deg 1 5854.83 64.25 111.20 -46.95 49.92 35.30 11.52 32.49 118 11 PEAK 2 5866.69 61.46 107.53 -46.07 47.15 35.31 11.50 32.50 118 11 PEAK 3 5924.58 52.25 68.51 -16.26 38.00 35.39 11.40 32.54 118 11 PEAK 4 5933.44 52.81 68.30 -15.49 38.56 35.41 11.39 32.55 118 11 PEAK	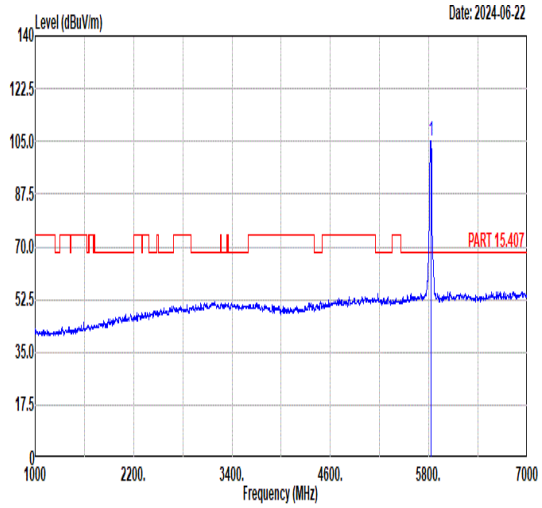 Freq Level Limit Line Margin (dB) Read Level Ant Factor Cable Loss Preamp Factor APos TPos Remark MHz dBuV/m dBuV/m dBuV dB/m dB dB cm deg 1 5825.00 105.20 ------ ------ 90.84 35.26 11.57 32.47 118 11 PEAK
Avg	Blank	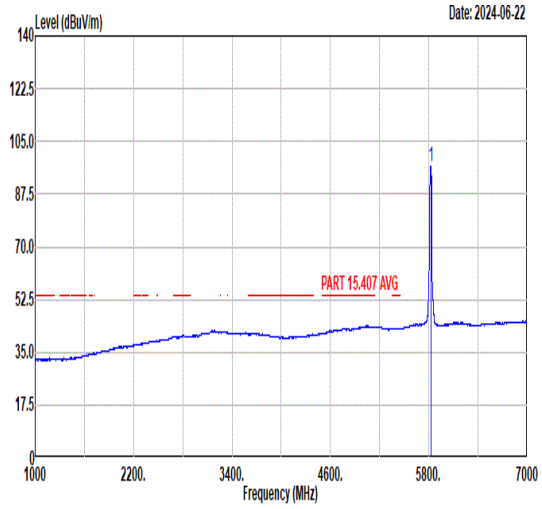 Freq Level Limit Line Margin (dB) Read Level Ant Factor Cable Loss Preamp Factor APos TPos Remark MHz dBuV/m dBuV/m dBuV dB/m dB dB cm deg 1 5825.00 96.67 ------ ------ 82.30 35.25 11.58 32.46 118 11 AVERAGE

Mode	34	
	Harmonic	
	U-NII-3_5.725-5.85_802.11ax HE20_CH165_5825MHz	
ANT	10	
Pol.	Horizontal	Vertical
Peak Avg	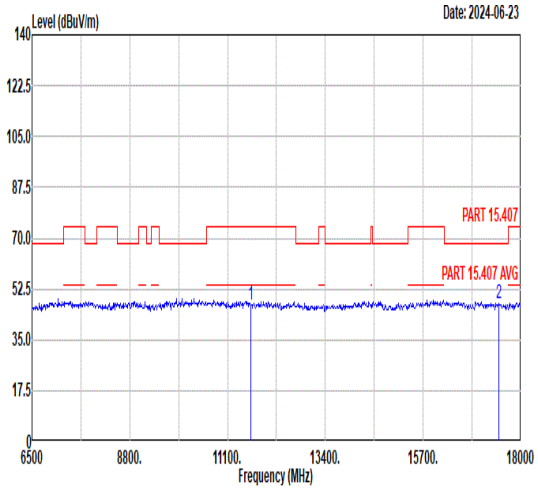 Freq Level Limit Line Margin Read Level Ant Factor Cable Loss Preamp Factor APos TPos Remark MHz dBuV/m dBuV/m dB dBuV dB/m dB dB cm deg 1 11650.00 46.91 74.00 -27.09 42.67 39.92 14.93 50.61 -- -- Peak 2 17475.00 47.37 68.30 -20.93 39.60 42.31 17.63 52.17 -- -- Peak	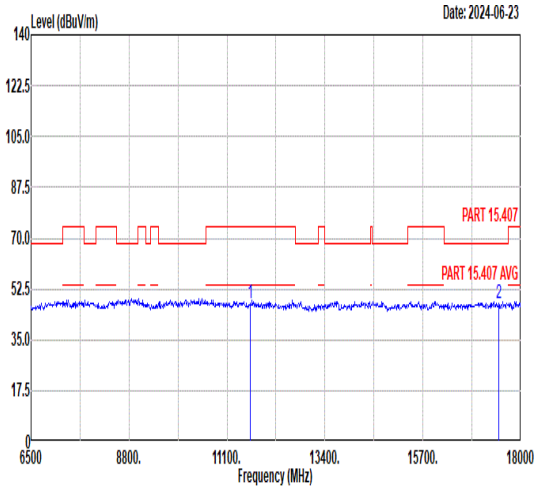 Freq Level Limit Line Margin Read Level Ant Factor Cable Loss Preamp Factor APos TPos Remark MHz dBuV/m dBuV/m dB dBuV dB/m dB dB cm deg 1 11650.00 47.39 74.00 -26.61 43.15 39.92 14.93 50.61 -- -- Peak 2 17475.00 47.40 68.30 -20.90 39.63 42.31 17.63 52.17 -- -- Peak

Mode	35	
	Band Edge - L	
	U-NII-3_5.725-5.85_802.11ax HE40_CH151_5755MHz	
ANT	10	
Pol.	Horizontal	Fundamental
Peak	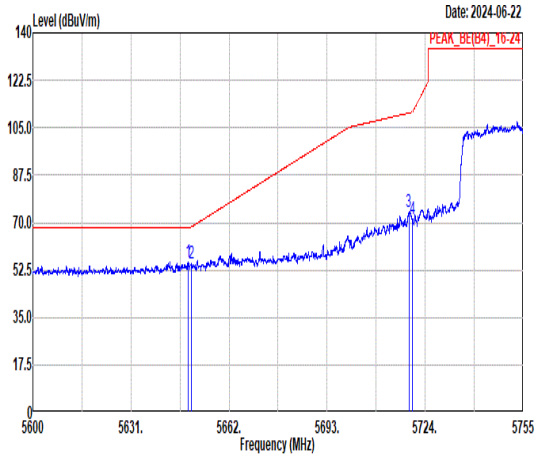 Freq Level Limit Line Margin (dB) Read Level Ant Factor Cable Loss Preamp Factor APos TPos Remark MHz dBuV/m dBuV/m dBuV dB/m dB dB cm deg 1 5649.07 55.68 68.30 -12.62 41.31 35.01 11.69 32.33 198 4 PEAK 2 5650.16 54.81 68.42 -13.61 40.44 35.01 11.69 32.33 198 4 PEAK 3 5718.82 73.74 110.47 -36.73 59.35 35.11 11.66 32.38 198 4 PEAK 4 5720.00 71.42 110.80 -39.38 57.03 35.11 11.66 32.38 198 4 PEAK	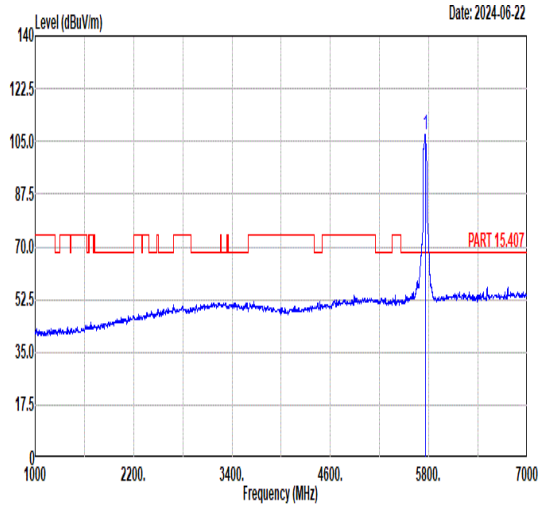 Freq Level Limit Line Margin (dB) Read Level Ant Factor Cable Loss Preamp Factor APos TPos Remark MHz dBuV/m dBuV/m dBuV dB/m dB dB cm deg 1 5755.00 107.38 ------ ------ 92.99 35.16 11.64 32.41 198 4 PEAK
Avg	Blank	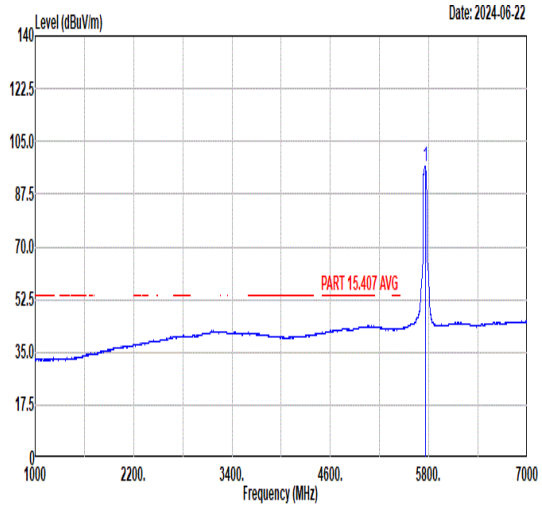 Freq Level Limit Line Margin (dB) Read Level Ant Factor Cable Loss Preamp Factor APos TPos Remark MHz dBuV/m dBuV/m dBuV dB/m dB dB cm deg 1 5755.00 96.66 ------ ------ 82.27 35.15 11.64 32.40 198 4 AVERAGE

Mode	35	
	Band Edge - R	
	U-NII-3_5.725-5.85_802.11ax HE40_CH151_5755MHz	
ANT	10	
Pol.	Horizontal	Fundamental
Peak	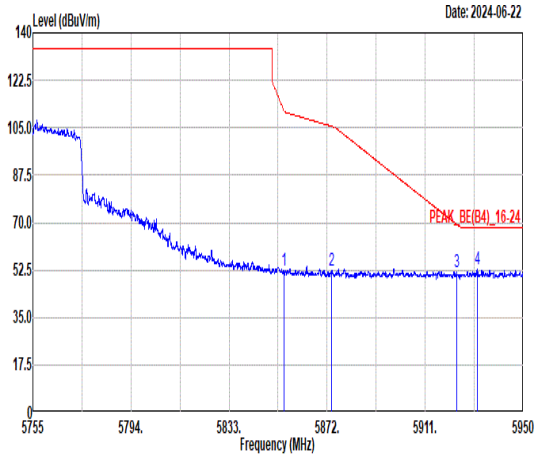 Freq Level Limit Line Margin (dB) Read Level Ant Factor Cable Loss Preamp Factor APos TPos Remark MHz dBuV/m dBuV/m dBuV dB/m dB dB cm deg 1 5854.96 52.05 110.90 -58.85 37.72 35.30 11.52 32.49 198 4 PEAK 2 5873.87 52.14 105.52 -53.38 37.83 35.32 11.49 32.50 198 4 PEAK 3 5923.58 51.52 69.25 -17.73 37.26 35.39 11.41 32.54 198 4 PEAK 4 5931.79 52.82 68.30 -15.48 38.58 35.40 11.39 32.55 198 4 PEAK	Blank

Mode	35	
	Band Edge - L	
	U-NII-3_5.725-5.85_802.11ax HE40_CH151_5755MHz	
ANT	10	
Pol.	Vertical	Fundamental
Peak	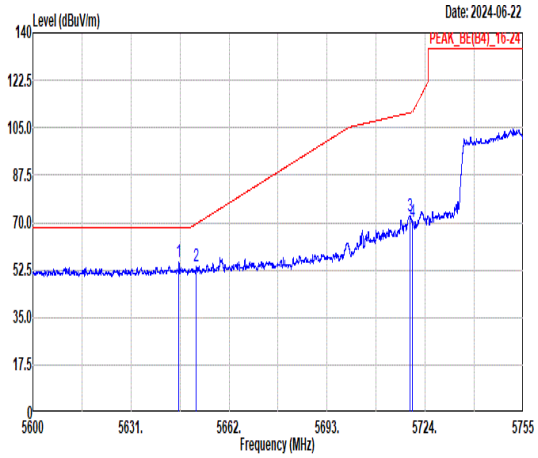 Freq Level Limit Line Margin (dB) Read Level Ant Factor Cable Loss Preamp Factor APos TPos Remark 1 5646.11 55.34 68.30 -12.96 40.97 35.00 11.69 32.32 106 17 PEAK 2 5651.54 53.79 69.44 -15.65 39.42 35.01 11.69 32.33 106 17 PEAK 3 5719.27 72.47 110.60 -38.13 58.08 35.11 11.66 32.38 106 17 PEAK 4 5720.00 70.27 110.80 -40.53 55.88 35.11 11.66 32.38 106 17 PEAK	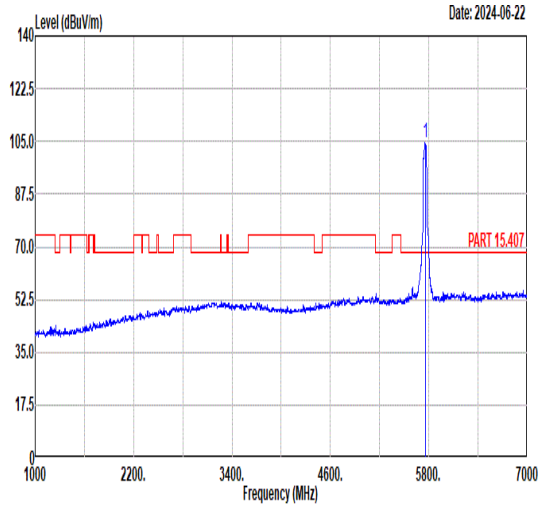 Freq Level Limit Line Margin (dB) Read Level Ant Factor Cable Loss Preamp Factor APos TPos Remark 1 5755.00 104.69 ------ ------ 90.30 35.15 11.64 32.40 106 17 PEAK
Avg	Blank	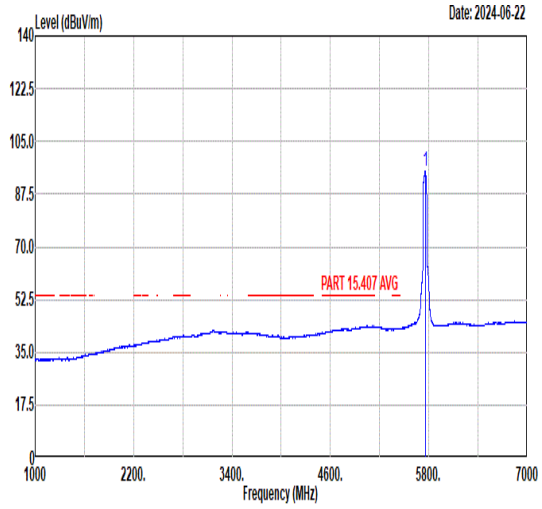 Freq Level Limit Line Margin (dB) Read Level Ant Factor Cable Loss Preamp Factor APos TPos Remark 1 5755.00 94.87 ------ ------ 80.48 35.16 11.64 32.41 106 17 AVERAGE

Mode	35	
	Band Edge - R	
	U-NII-3_5.725-5.85_802.11ax HE40_CH151_5755MHz	
ANT	10	
Pol.	Vertical	Fundamental
Peak	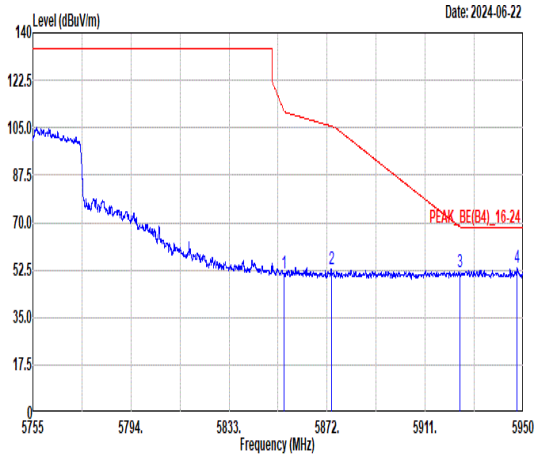 Freq / Level / Limit Line / Margin (dB) / Read Level / Ant Factor / Cable Loss / Preamp Factor / APos / TPos / Remark MHz / dBuV/m / dBuV/m / dBuV / dB/m / dB / dB / cm / deg 1 5854.96 51.49 110.90 -59.41 37.16 35.30 11.52 32.49 106 17 PEAK 2 5873.66 52.68 105.58 -52.90 38.37 35.32 11.49 32.50 106 17 PEAK 3 5924.75 51.97 68.39 -16.42 37.72 35.39 11.40 32.54 106 17 PEAK 4 5947.56 53.14 68.30 -15.16 38.90 35.43 11.37 32.56 106 17 PEAK	Blank

Mode	36	
	Band Edge - L	
	U-NII-3_5.725-5.85_802.11ax HE40_CH159_5795MHz	
ANT	10	
Pol.	Horizontal	Fundamental
Peak	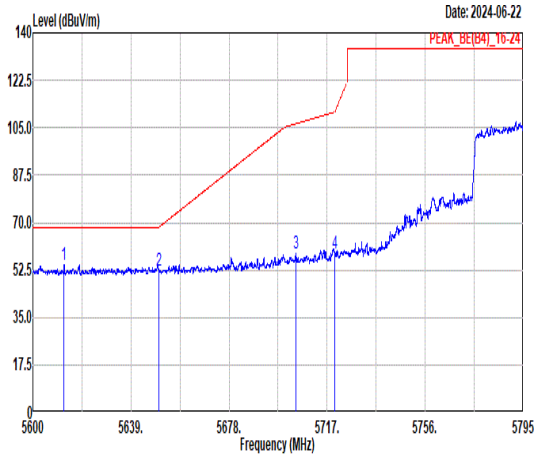 Freq Level Limit Line Margin (dB) Read Level Ant Factor Cable Loss Preamp Factor APos TPos Remark MHz dBuV/m dBuV/m dBuV dB/m dB dB cm deg 1 5612.40 54.27 68.30 -14.03 39.90 34.96 11.71 32.30 194 2 PEAK 2 5650.02 52.47 68.31 -15.84 38.10 35.01 11.69 32.33 194 2 PEAK 3 5704.62 58.66 106.49 -47.83 44.28 35.09 11.66 32.37 194 2 PEAK 4 5720.00 58.66 110.81 -52.15 44.27 35.11 11.66 32.38 194 2 PEAK	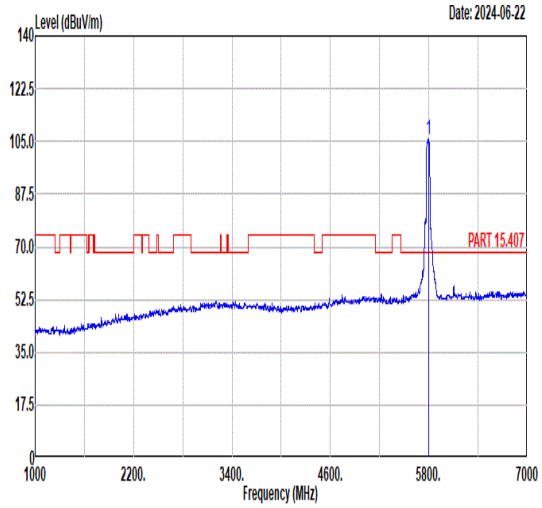 Freq Level Limit Line Margin (dB) Read Level Ant Factor Cable Loss Preamp Factor APos TPos Remark MHz dBuV/m dBuV/m dBuV dB/m dB dB cm deg 1 5795.00 105.71 ------ ------ 91.32 35.21 11.62 32.44 194 2 PEAK
Avg	Blank	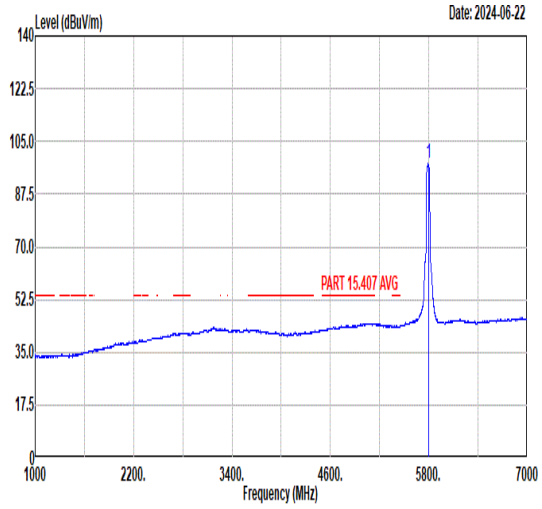 Freq Level Limit Line Margin (dB) Read Level Ant Factor Cable Loss Preamp Factor APos TPos Remark MHz dBuV/m dBuV/m dBuV dB/m dB dB cm deg 1 5795.00 97.51 ------ ------ 83.12 35.21 11.62 32.44 194 2 AVERAGE

Mode	36	
	Band Edge - R	
	U-NII-3_5.725-5.85_802.11ax HE40_CH159_5795MHz	
ANT	10	
Pol.	Horizontal	Fundamental
Peak	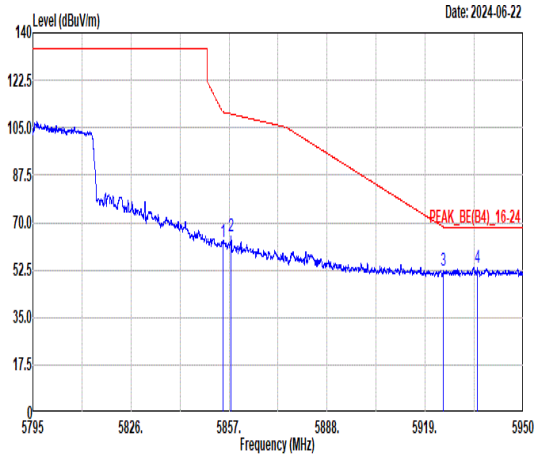 Freq Level Limit Line Margin (dB) Read Level Ant Factor Cable Loss Preamp Factor APos TPos Remark MHz dBuV/m dBuV/m dBuV dB/m dB dB cm deg 1 5854.99 63.06 110.83 -47.77 48.73 35.30 11.52 32.49 194 2 PEAK 2 5857.56 64.86 110.08 -45.22 50.53 35.30 11.52 32.49 194 2 PEAK 3 5924.66 52.09 68.45 -16.36 37.84 35.39 11.40 32.54 194 2 PEAK 4 5935.52 53.39 68.30 -14.91 39.14 35.41 11.39 32.55 194 2 PEAK	Blank

Mode	36	
	Band Edge - L	
	U-NII-3_5.725-5.85_802.11ax HE40_CH159_5795MHz	
ANT	10	
Pol.	Vertical	Fundamental
Peak	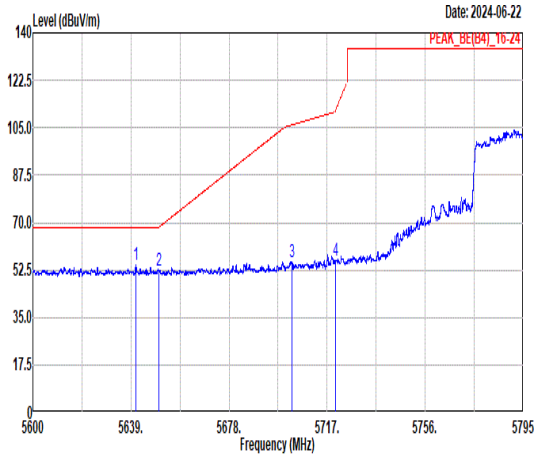 Freq Level Limit Line Margin (dB) Read Level Ant Factor Cable Loss Preamp Factor APos TPos Remark MHz dBuV/m dBuV/m dBuV dB/m dB dB cm deg 1 5641.07 54.23 68.30 -14.07 39.86 35.00 11.69 32.32 158 17 PEAK 2 5650.23 52.35 68.47 -16.12 37.98 35.01 11.69 32.33 158 17 PEAK 3 5703.06 55.69 106.06 -50.37 41.32 35.08 11.66 32.37 158 17 PEAK 4 5720.24 56.20 111.34 -55.14 41.81 35.11 11.66 32.38 158 17 PEAK	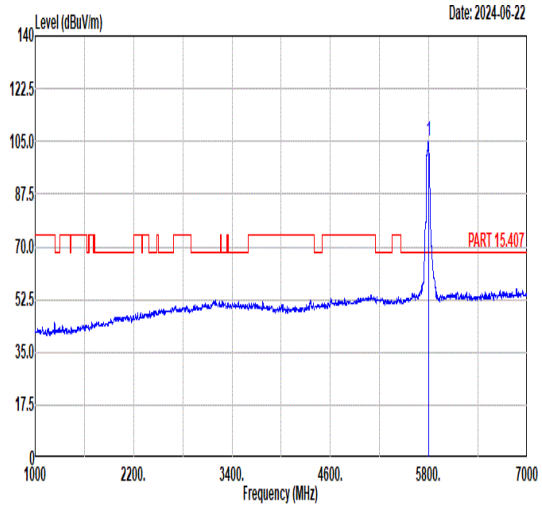 Freq Level Limit Line Margin (dB) Read Level Ant Factor Cable Loss Preamp Factor APos TPos Remark MHz dBuV/m dBuV/m dBuV dB/m dB dB cm deg 1 5795.00 104.94 ------ ------ 90.55 35.21 11.62 32.44 158 17 PEAK
Avg	Blank	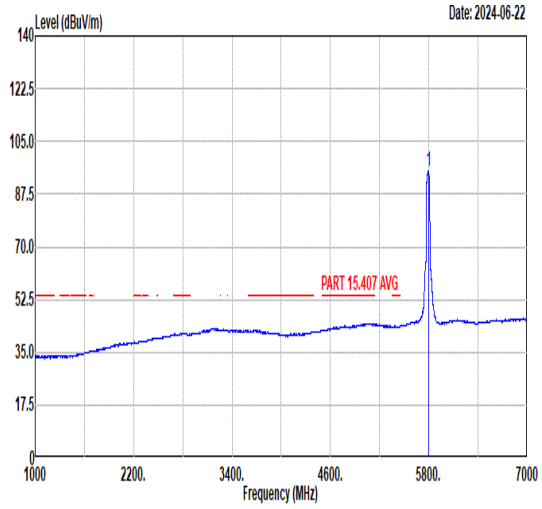 Freq Level Limit Line Margin (dB) Read Level Ant Factor Cable Loss Preamp Factor APos TPos Remark MHz dBuV/m dBuV/m dBuV dB/m dB dB cm deg 1 5795.00 95.09 ------ ------ 80.70 35.21 11.62 32.44 158 17 AVERAGE

Mode	36	
	Band Edge - R	
	U-NII-3_5.725-5.85_802.11ax HE40_CH159_5795MHz	
ANT	10	
Pol.	Vertical	Fundamental
Peak	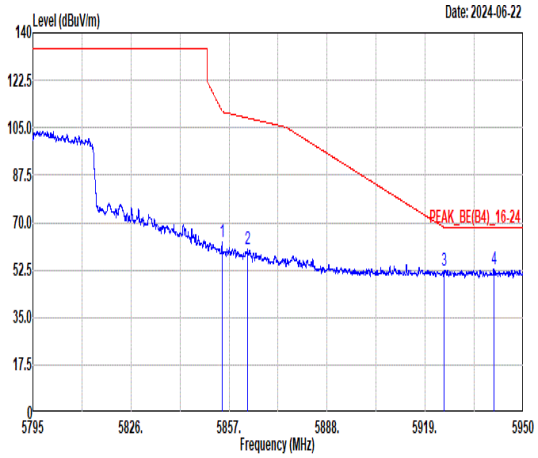 Freq Level Limit Line Margin (dB) Read Level Ant Factor Cable Loss Preamp Factor APos TPos Remark MHz dBuV/m dBuV/m dBuV dB/m dB dB cm deg 1 5854.77 62.92 111.33 -48.41 48.59 35.30 11.52 32.49 158 17 PEAK 2 5862.81 60.22 108.61 -48.39 45.89 35.31 11.51 32.49 158 17 PEAK 3 5924.98 52.10 68.21 -16.11 37.85 35.39 11.40 32.54 158 17 PEAK 4 5940.62 52.87 68.30 -15.43 38.63 35.42 11.38 32.56 158 17 PEAK	Blank

Mode	37	
	Band Edge - L	
	U-NII-3_5.725-5.85_802.11ax HE80_CH155_5775MHz	
ANT	10	
Pol.	Horizontal	Fundamental
Peak	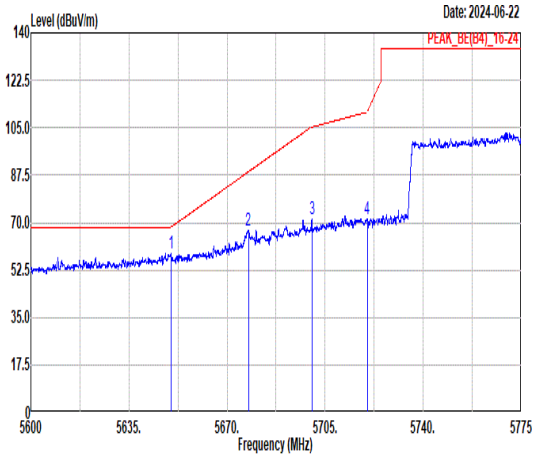 Freq Level Limit Line Margin Read Level Ant Factor Cable Loss Preamp Factor APos TPos Remark MHz dBuV/m dBuV/m dB dBuV dB/m dB dB cm deg 1 5649.98 58.61 68.30 -9.69 44.24 35.01 11.69 32.33 183 4 PEAK 2 5677.61 67.08 88.72 -21.64 52.70 35.05 11.68 32.35 183 4 PEAK 3 5700.36 71.29 105.30 -34.01 56.92 35.08 11.66 32.37 183 4 PEAK 4 5720.02 71.31 110.83 -39.52 56.92 35.11 11.66 32.38 183 4 PEAK	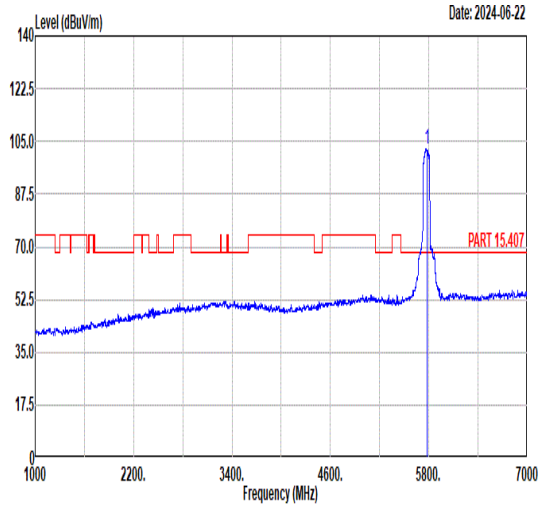 Freq Level Limit Line Margin Read Level Ant Factor Cable Loss Preamp Factor APos TPos Remark MHz dBuV/m dBuV/m dB dBuV dB/m dB dB cm deg 1 5775.00 102.62 ------ ------ 88.24 35.17 11.63 32.42 183 4 PEAK
Avg	Blank	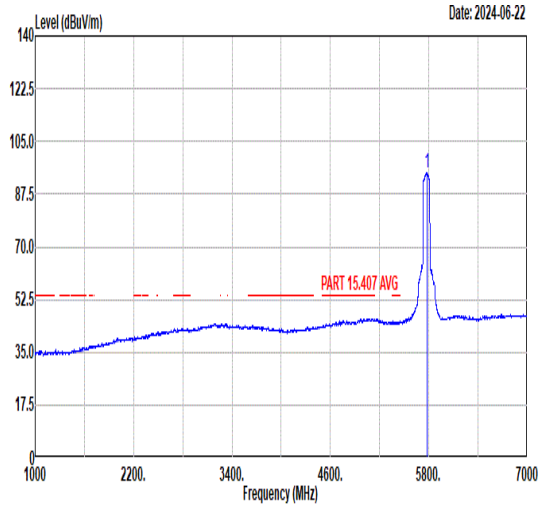 Freq Level Limit Line Margin Read Level Ant Factor Cable Loss Preamp Factor APos TPos Remark MHz dBuV/m dBuV/m dB dBuV dB/m dB dB cm deg 1 5775.00 94.71 ------ ------ 80.32 35.18 11.63 32.42 183 4 AVERAGE

Mode	37	
	Band Edge - R	
	U-NII-3_5.725-5.85_802.11ax HE80_CH155_5775MHz	
ANT	10	
Pol.	Horizontal	Fundamental
Peak	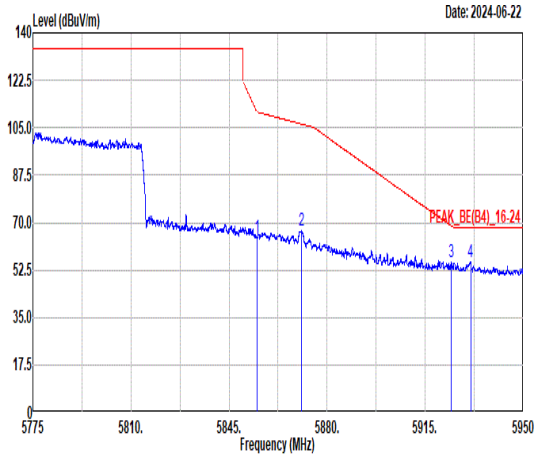 Freq Level Limit Line Margin Read Level Ant Factor Cable Loss Preamp Factor APos TPos Remark MHz dBuV/m dBuV/m dB dBuV dB/m dB dB cm deg 1 5854.99 64.49 110.82 -46.33 50.16 35.30 11.52 32.49 183 4 PEAK 2 5870.81 66.86 106.37 -39.51 52.54 35.32 11.50 32.50 183 4 PEAK 3 5924.36 55.34 68.67 -13.33 41.09 35.39 11.40 32.54 183 4 PEAK 4 5931.21 55.31 68.30 -12.99 41.07 35.40 11.39 32.55 183 4 PEAK	Blank

Mode	37	
	Band Edge - L	
	U-NII-3_5.725-5.85_802.11ax HE80_CH155_5775MHz	
ANT	10	
Pol.	Vertical	Fundamental
Peak	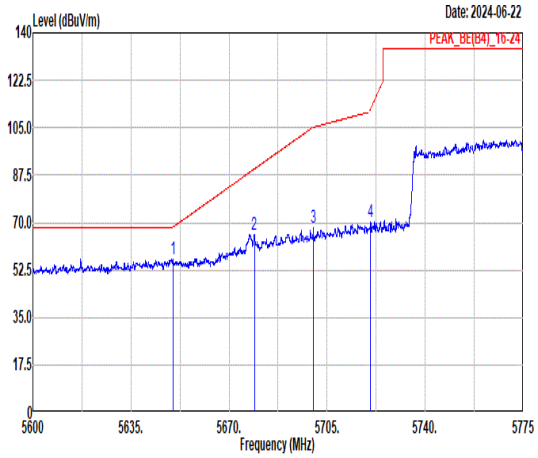 Freq Level Limit Line Margin Read Level Ant Factor Cable Loss Preamp Factor APos TPos Remark MHz dBuV/m dBuV/m dB dBuV dB/m dB dB cm deg 1 5649.98 56.65 68.30 -11.65 42.28 35.01 11.69 32.33 160 17 PEAK 2 5679.03 65.48 89.76 -24.28 51.11 35.05 11.67 32.35 160 17 PEAK 3 5700.03 67.99 105.21 -37.22 53.62 35.08 11.66 32.37 160 17 PEAK 4 5720.49 70.04 111.91 -41.87 55.65 35.11 11.66 32.38 160 17 PEAK	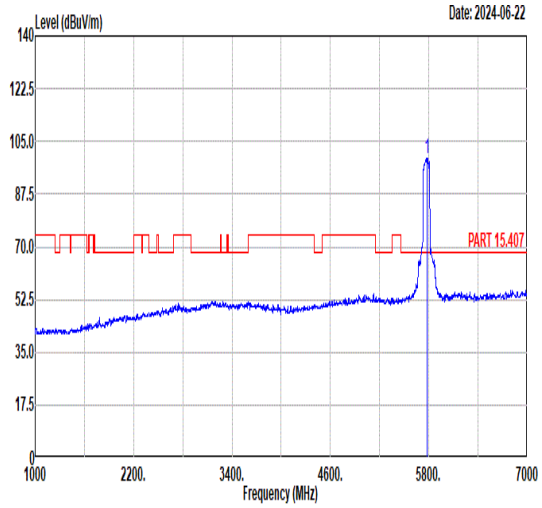 Freq Level Limit Line Margin Read Level Ant Factor Cable Loss Preamp Factor APos TPos Remark MHz dBuV/m dBuV/m dB dBuV dB/m dB dB cm deg 1 5775.00 99.53 ------ ------ 85.14 35.19 11.63 32.43 160 17 PEAK
Avg	Blank	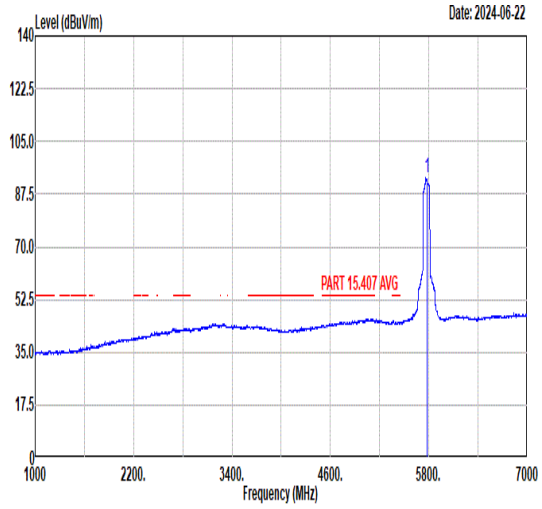 Freq Level Limit Line Margin Read Level Ant Factor Cable Loss Preamp Factor APos TPos Remark MHz dBuV/m dBuV/m dB dBuV dB/m dB dB cm deg 1 5775.00 92.91 ------ ------ 78.51 35.17 11.64 32.41 160 17 AVERAGE

Mode	37	
	Band Edge - R	
	U-NII-3_5.725-5.85_802.11ax HE80_CH155_5775MHz	
ANT	10	
Pol.	Vertical	Fundamental
Peak	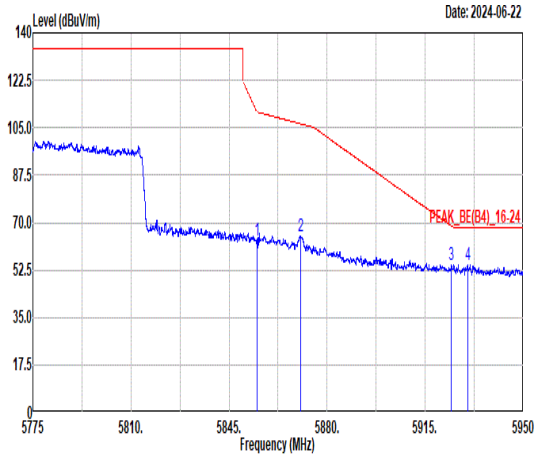 Freq Level Limit Line Margin Read Level Ant Factor Cable Loss Preamp Factor APos TPos Remark MHz dBuV/m dBuV/m dB dBuV dB/m dB dB cm deg 1 5854.99 63.44 110.82 -47.38 49.11 35.30 11.52 32.49 160 17 PEAK 2 5870.48 64.87 106.46 -41.59 50.55 35.32 11.50 32.50 160 17 PEAK 3 5924.36 54.39 68.67 -14.28 40.14 35.39 11.40 32.54 160 17 PEAK 4 5930.16 54.24 68.30 -14.06 40.00 35.40 11.39 32.55 160 17 PEAK	Blank

Mode	37	
	Harmonic	
	U-NII-3_5.725-5.85_802.11ax HE80_CH155_5775MHz	
ANT	10	
Pol.	Horizontal	Vertical
Peak Avg	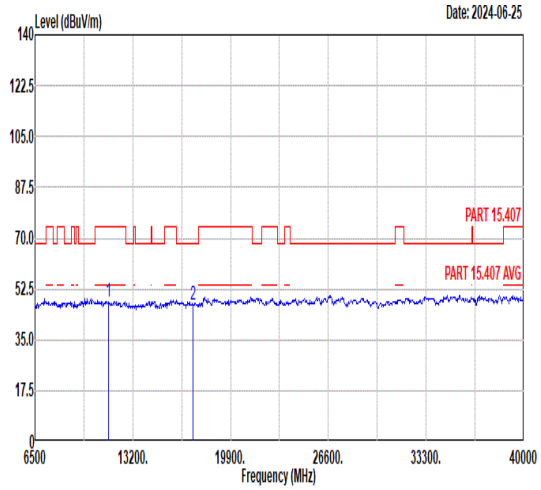 Freq Level Limit Line Margin Read Level Ant Factor Cable Loss Preamp Factor APos TPos Remark MHz dBuV/m dBuV/m dB dBuV dB/m dB dB cm deg 1 11550.00 48.29 74.00 -25.71 44.25 39.84 14.87 50.67 -- -- Peak 2 17325.00 46.83 68.30 -21.47 38.89 42.37 17.59 52.02 -- -- Peak	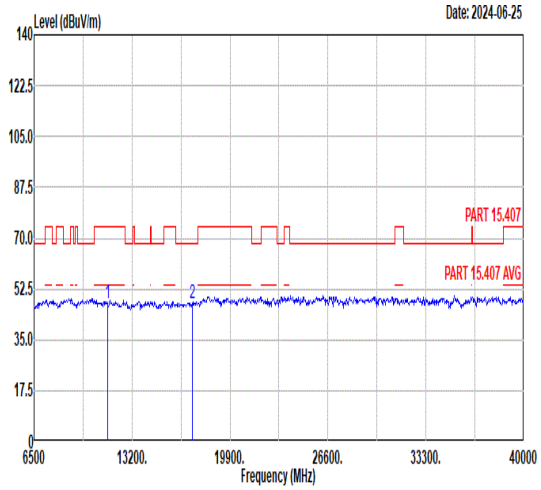 Freq Level Limit Line Margin Read Level Ant Factor Cable Loss Preamp Factor APos TPos Remark MHz dBuV/m dBuV/m dB dBuV dB/m dB dB cm deg 1 11550.00 47.47 74.00 -26.53 43.43 39.84 14.87 50.67 -- -- Peak 2 17325.00 47.70 68.30 -20.60 39.76 42.37 17.59 52.02 -- -- Peak

Mode	38	
	Band Edge	
	U-NII-1_5.15-5.25_802.11ax HE20_CH36_5180MHz_Partial RU(26/0)	
ANT	10	
Pol.	Horizontal	Fundamental
Peak	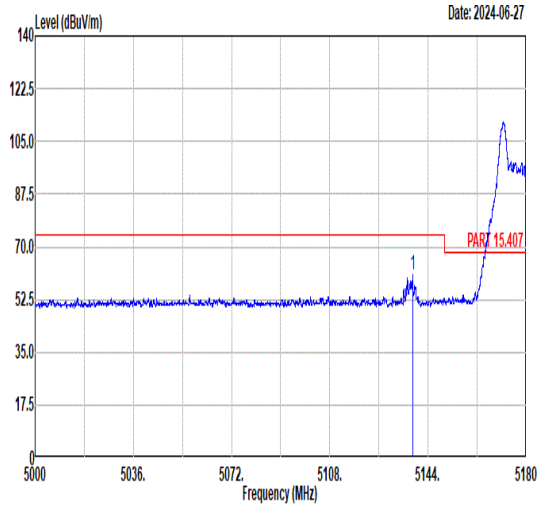 Freq Level Limit Line Margin (dB) Read Level Ant Factor Cable Loss Preamp Factor APos TPos Remark MHz dBuV/m dBuV/m dBuV dB/m dB dB cm deg 1 5138.35 60.72 74.00 -13.28 46.53 34.87 11.09 31.77 246 0 PEAK	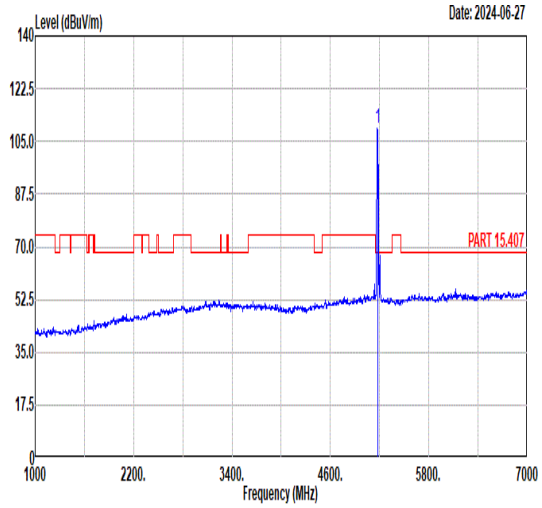 Freq Level Limit Line Margin (dB) Read Level Ant Factor Cable Loss Preamp Factor APos TPos Remark MHz dBuV/m dBuV/m dBuV dB/m dB dB cm deg 1 5180.00 109.54 ------ ------ 95.39 34.87 11.08 31.80 246 0 PEAK
Avg	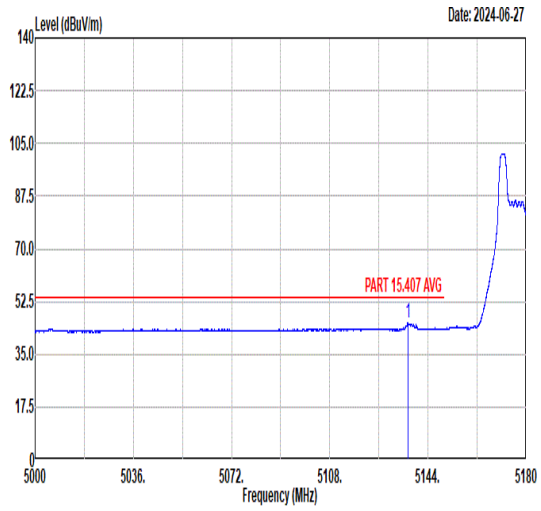 Freq Level Limit Line Margin (dB) Read Level Ant Factor Cable Loss Preamp Factor APos TPos Remark MHz dBuV/m dBuV/m dBuV dB/m dB dB cm deg 1 5136.55 45.50 54.00 -8.50 31.30 34.87 11.09 31.76 246 0 AVERAGE	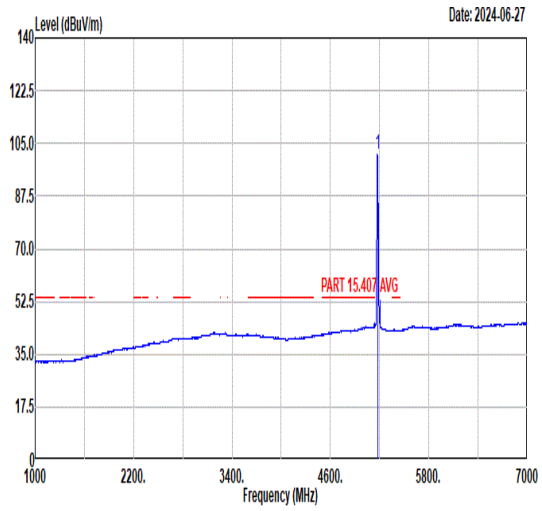 Freq Level Limit Line Margin (dB) Read Level Ant Factor Cable Loss Preamp Factor APos TPos Remark MHz dBuV/m dBuV/m dBuV dB/m dB dB cm deg 1 5180.00 101.49 ------ ------ 87.34 34.87 11.08 31.80 246 0 AVERAGE

Mode	38	
	Band Edge	
	U-NII-1_5.15-5.25_802.11ax HE20_CH36_5180MHz_Partial RU(26/0)	
ANT	10	
Pol.	Vertical	Fundamental
Peak	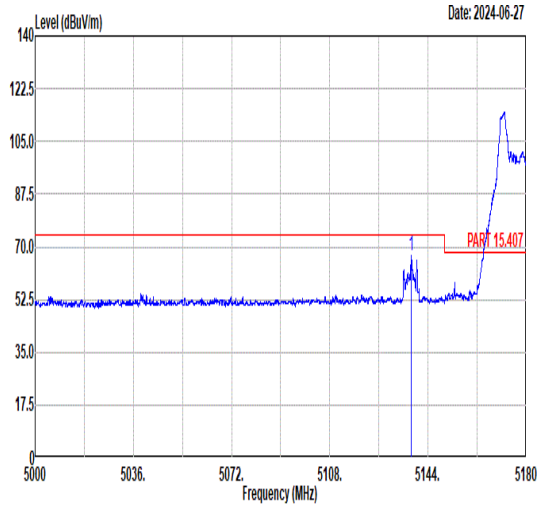 Freq Level Limit Line Margin (dB) Read Level Ant Factor Cable Loss Preamp Factor APos TPos Remark MHz dBuV/m dBuV/m dBuV dB/m dB dB cm deg 1 5137.81 67.33 74.00 -6.67 53.14 34.87 11.09 31.77 185 300 PEAK	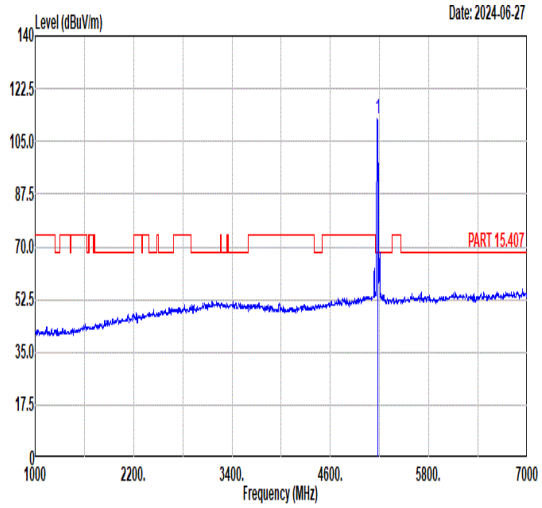 Freq Level Limit Line Margin (dB) Read Level Ant Factor Cable Loss Preamp Factor APos TPos Remark MHz dBuV/m dBuV/m dBuV dB/m dB dB cm deg 1 5180.00 112.45 ------ ------ 98.30 34.87 11.08 31.80 185 300 PEAK
Avg	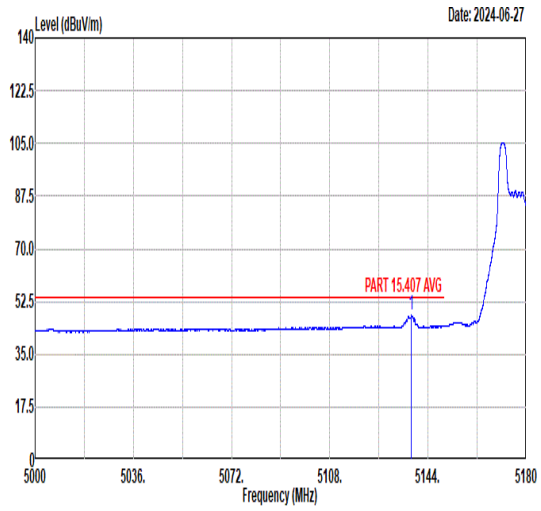 Freq Level Limit Line Margin (dB) Read Level Ant Factor Cable Loss Preamp Factor APos TPos Remark MHz dBuV/m dBuV/m dBuV dB/m dB dB cm deg 1 5137.97 47.82 54.00 -6.18 33.63 34.87 11.09 31.77 185 300 AVERAGE	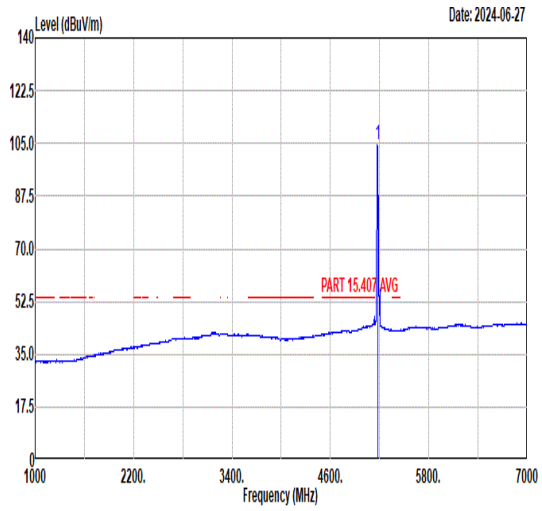 Freq Level Limit Line Margin (dB) Read Level Ant Factor Cable Loss Preamp Factor APos TPos Remark MHz dBuV/m dBuV/m dBuV dB/m dB dB cm deg 1 5180.00 104.85 ------ ------ 90.70 34.87 11.08 31.80 185 300 AVERAGE

Mode	39	
	Band Edge	
	U-NII-2A_5.25-5.35_802.11ax HE20_CH64_5320MHz_Partial RU(52/40)	
ANT	10	
Pol.	Horizontal	Fundamental
Peak	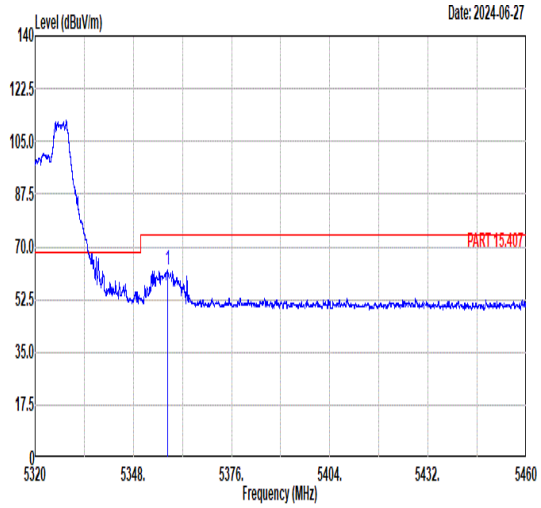 Freq Level Limit Line Margin (dB) Read Level Ant Factor Cable Loss Preamp Factor APos TPos Remark MHz dBuV/m dBuV/m dBuV dB/m dB dB cm deg 1 5357.74 62.23 74.00 -11.77 48.50 34.83 10.94 32.04 232 0 PEAK	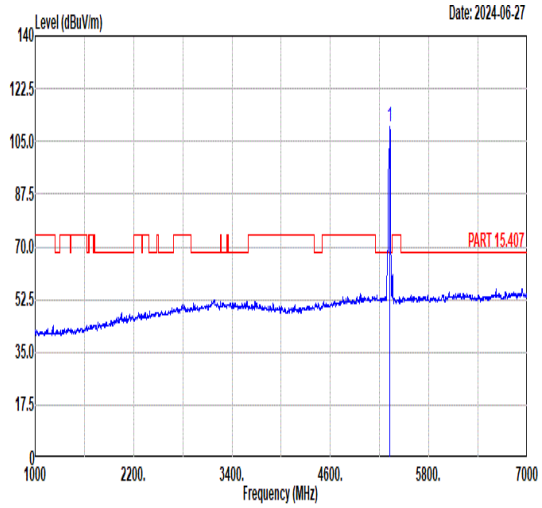 Freq Level Limit Line Margin (dB) Read Level Ant Factor Cable Loss Preamp Factor APos TPos Remark MHz dBuV/m dBuV/m dBuV dB/m dB dB cm deg 1 5320.00 110.02 ------ ------ 96.22 34.84 10.96 32.00 232 0 PEAK
Avg	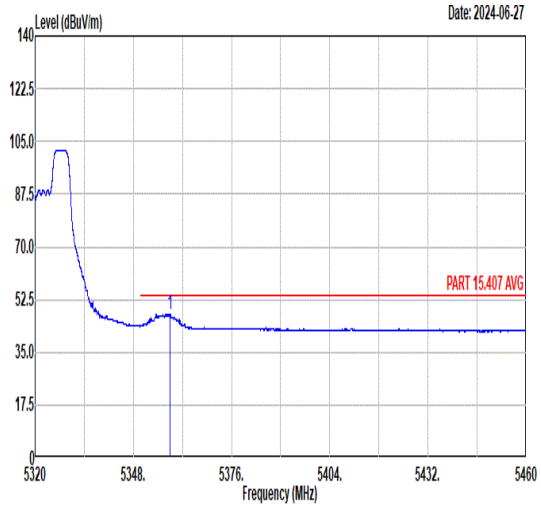 Freq Level Limit Line Margin (dB) Read Level Ant Factor Cable Loss Preamp Factor APos TPos Remark MHz dBuV/m dBuV/m dBuV dB/m dB dB cm deg 1 5358.43 47.81 54.00 -6.19 34.08 34.83 10.94 32.04 232 0 AVERAGE	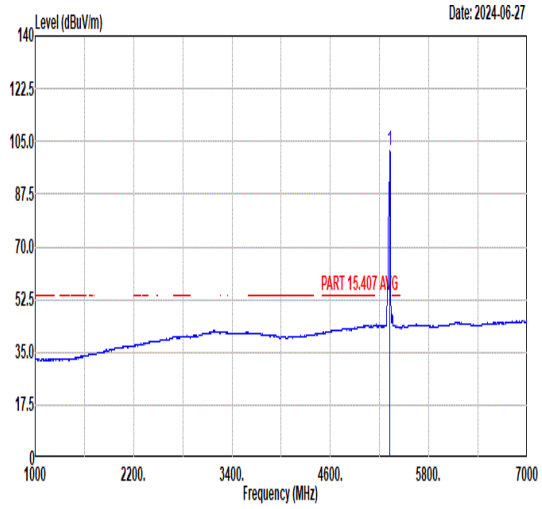 Freq Level Limit Line Margin (dB) Read Level Ant Factor Cable Loss Preamp Factor APos TPos Remark MHz dBuV/m dBuV/m dBuV dB/m dB dB cm deg 1 5320.00 101.80 ------ ------ 88.00 34.84 10.96 32.00 232 0 AVERAGE

Mode	39	
	Band Edge	
	U-NII-2A_5.25-5.35_802.11ax HE20_CH64_5320MHz_Partial RU(52/40)	
ANT	10	
Pol.	Vertical	Fundamental
Peak	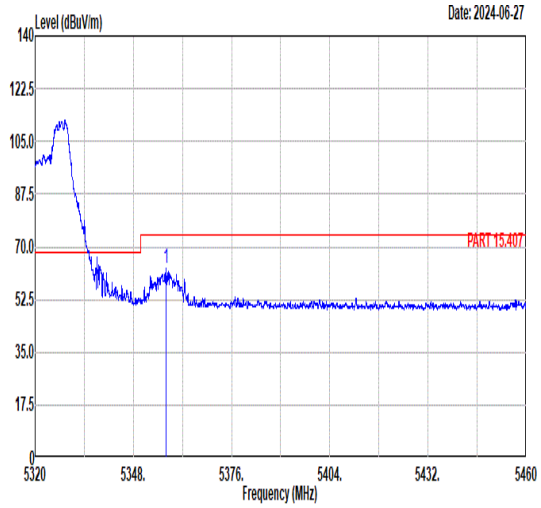 Freq Level Limit Line Margin (dB) Read Level Ant Factor Cable Loss Preamp Factor APos TPos Remark MHz dBuV/m dBuV/m dBuV dB/m dB dB cm deg 1 5357.31 62.86 74.00 -11.14 49.13 34.83 10.94 32.04 177 299 PEAK	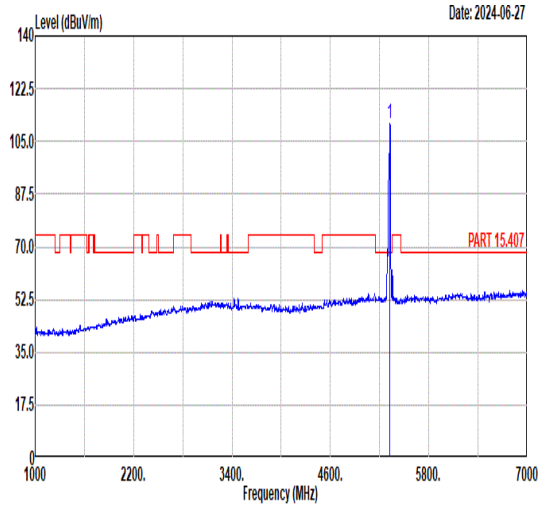 Freq Level Limit Line Margin (dB) Read Level Ant Factor Cable Loss Preamp Factor APos TPos Remark MHz dBuV/m dBuV/m dBuV dB/m dB dB cm deg 1 5320.00 111.10 ------ ------ 97.30 34.84 10.96 32.00 177 299 PEAK
Avg	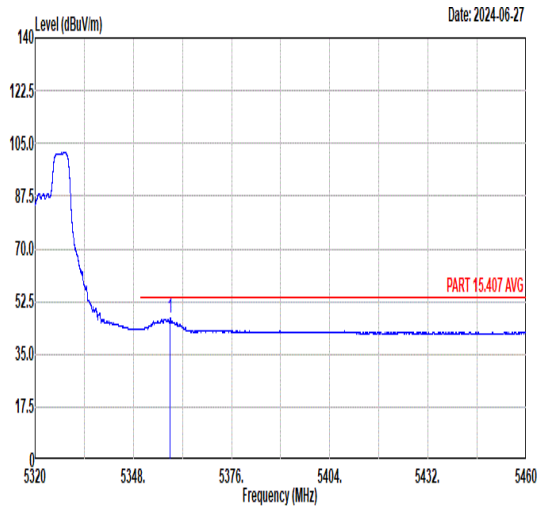 Freq Level Limit Line Margin (dB) Read Level Ant Factor Cable Loss Preamp Factor APos TPos Remark MHz dBuV/m dBuV/m dBuV dB/m dB dB cm deg 1 5358.43 47.03 54.00 -6.97 33.30 34.83 10.94 32.04 177 299 AVERAGE	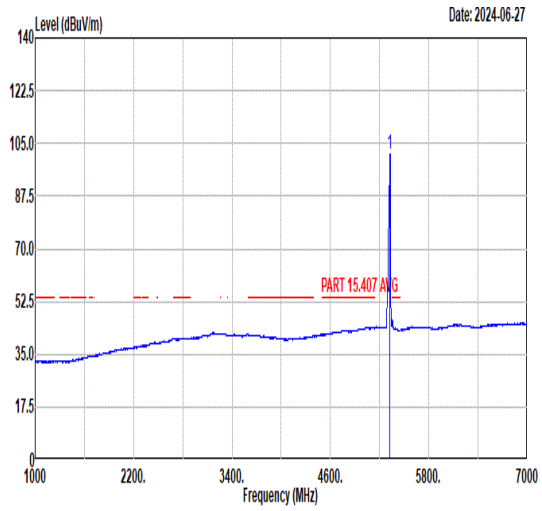 Freq Level Limit Line Margin (dB) Read Level Ant Factor Cable Loss Preamp Factor APos TPos Remark MHz dBuV/m dBuV/m dBuV dB/m dB dB cm deg 1 5320.00 101.66 ------ ------ 87.86 34.84 10.96 32.00 177 299 AVERAGE