1. Effective (Isotropic) Radiated Power Output Data

1.1 Test Result

1.1.1 B4_1.4MHz_EIRP

Band: 4 / Bandwidth: 1.4MHz / NTNV								
Modulation	Frequency (MHz)	RB Allocation		Conducted Power (dBm)	Gain (dBi)	EIRP (dBm)		Verdict
		Size	Offset			Result	Limit	
QPSK	1710.7	1	0	23.72	-2.90	20.82	<=30	Pass
			2	23.68	-2.90	20.78	<=30	Pass
			5	23.73	-2.90	20.83	<=30	Pass
		3	0	23.72	-2.90	20.82	<=30	Pass
			2	23.69	-2.90	20.79	<=30	Pass
			3	23.78	-2.90	20.88	<=30	Pass
		6	0	22.76	-2.90	19.86	<=30	Pass
	1732.5	1	0	23.78	-2.90	20.88	<=30	Pass
			2	23.87	-2.90	20.97	<=30	Pass
			5	23.62	-2.90	20.72	<=30	Pass
		3	0	23.82	-2.90	20.92	<=30	Pass
			2	23.78	-2.90	20.88	<=30	Pass
			3	23.77	-2.90	20.87	<=30	Pass
		6	0	22.88	-2.90	19.98	<=30	Pass
	1754.3	1	0	22.95	-2.90	20.05	<=30	Pass
			2	22.91	-2.90	20.01	<=30	Pass
			5	22.91	-2.90	20.01	<=30	Pass
		3	0	22.91	-2.90	20.01	<=30	Pass
			2	22.97	-2.90	20.07	<=30	Pass
			3	22.94	-2.90	20.04	<=30	Pass
		6	0	21.86	-2.90	18.96	<=30	Pass
16QAM	1710.7	1	0	22.77	-2.90	19.87	<=30	Pass
			2	22.83	-2.90	19.93	<=30	Pass
			5	22.98	-2.90	20.08	<=30	Pass
		3	0	22.51	-2.90	19.61	<=30	Pass
			2	22.56	-2.90	19.66	<=30	Pass
			3	22.68	-2.90	19.78	<=30	Pass
		6	0	21.81	-2.90	18.91	<=30	Pass
	1732.5	1	0	22.98	-2.90	20.08	<=30	Pass
			2	23.10	-2.90	20.20	<=30	Pass
			5	22.89	-2.90	19.99	<=30	Pass
		3	0	22.77	-2.90	19.87	<=30	Pass
			2	22.85	-2.90	19.95	<=30	Pass
			3	22.79	-2.90	19.89	<=30	Pass
		6	0	21.99	-2.90	19.09	<=30	Pass
	1754.3	1	0	22.26	-2.90	19.36	<=30	Pass
			2	22.05	-2.90	19.15	<=30	Pass
			5	22.12	-2.90	19.22	<=30	Pass
		3	0	21.88	-2.90	18.98	<=30	Pass
			2	21.90	-2.90	19.00	<=30	Pass
			3	21.92	-2.90	19.02	<=30	Pass
		6	0	21.01	-2.90	18.11	<=30	Pass
64QAM	1710.7	1	0	21.82	-2.90	18.92	<=30	Pass
			2	21.62	-2.90	18.72	<=30	Pass
			5	21.76	-2.90	18.86	<=30	Pass
		3	0	21.80	-2.90	18.90	<=30	Pass
			2	21.85	-2.90	18.95	<=30	Pass
			3	21.94	-2.90	19.04	<=30	Pass
		6	0	20.85	-2.90	17.95	<=30	Pass

	1732.5	1	0	21.65	-2.90	18.75	<=30	Pass
			2	21.75	-2.90	18.85	<=30	Pass
			5	21.59	-2.90	18.69	<=30	Pass
		3	0	21.96	-2.90	19.06	<=30	Pass
			2	22.01	-2.90	19.11	<=30	Pass
			3	21.89	-2.90	18.99	<=30	Pass
		6	0	20.87	-2.90	17.97	<=30	Pass
	1754.3	1	0	20.55	-2.90	17.65	<=30	Pass
			2	20.80	-2.90	17.90	<=30	Pass
			5	21.11	-2.90	18.21	<=30	Pass
		3	0	21.06	-2.90	18.16	<=30	Pass
			2	20.94	-2.90	18.04	<=30	Pass
			3	21.00	-2.90	18.10	<=30	Pass
		6	0	19.93	-2.90	17.03	<=30	Pass
Note1: EIRP=Conducted Power+Antenna Gain								

1.1.2 B4_3MHz_EIRP

Band: 4 / Bandwidth: 3MHz / NTNV								
Modulation	Frequency (MHz)	RB Allocation		Conducted Power (dBm)	Gain (dBi)	EIRP (dBm)		Verdict
		Size	Offset			Result	Limit	
QPSK	1711.5	1	0	23.71	-2.90	20.81	<=30	Pass
			7	23.88	-2.90	20.98	<=30	Pass
			14	23.96	-2.90	21.06	<=30	Pass
		8	0	22.76	-2.90	19.86	<=30	Pass
			4	22.49	-2.90	19.59	<=30	Pass
			7	22.85	-2.90	19.95	<=30	Pass
		15	0	22.66	-2.90	19.76	<=30	Pass
	1732.5	1	0	23.92	-2.90	21.02	<=30	Pass
			7	23.86	-2.90	20.96	<=30	Pass
			14	23.78	-2.90	20.88	<=30	Pass
		8	0	22.96	-2.90	20.06	<=30	Pass
			4	22.81	-2.90	19.91	<=30	Pass
			7	22.84	-2.90	19.94	<=30	Pass
		15	0	22.87	-2.90	19.97	<=30	Pass
	1753.5	1	0	23.05	-2.90	20.15	<=30	Pass
			7	22.93	-2.90	20.03	<=30	Pass
			14	22.92	-2.90	20.02	<=30	Pass
		8	0	21.93	-2.90	19.03	<=30	Pass
			4	21.90	-2.90	19.00	<=30	Pass
			7	21.94	-2.90	19.04	<=30	Pass
		15	0	21.92	-2.90	19.02	<=30	Pass
16QAM	1711.5	1	0	23.04	-2.90	20.14	<=30	Pass
			7	23.22	-2.90	20.32	<=30	Pass
			14	23.03	-2.90	20.13	<=30	Pass
		8	0	21.87	-2.90	18.97	<=30	Pass
			4	21.92	-2.90	19.02	<=30	Pass
			7	21.95	-2.90	19.05	<=30	Pass
		15	0	21.69	-2.90	18.79	<=30	Pass
	1732.5	1	0	23.03	-2.90	20.13	<=30	Pass
			7	23.04	-2.90	20.14	<=30	Pass
			14	22.80	-2.90	19.90	<=30	Pass
		8	0	21.90	-2.90	19.00	<=30	Pass
			4	21.84	-2.90	18.94	<=30	Pass
			7	21.87	-2.90	18.97	<=30	Pass
		15	0	21.88	-2.90	18.98	<=30	Pass
	1753.5	1	0	22.24	-2.90	19.34	<=30	Pass

			7	22.19	-2.90	19.29	<=30	Pass
			14	22.18	-2.90	19.28	<=30	Pass
		8	0	20.95	-2.90	18.05	<=30	Pass
			4	20.97	-2.90	18.07	<=30	Pass
			7	21.00	-2.90	18.10	<=30	Pass
		15	0	20.94	-2.90	18.04	<=30	Pass
64QAM	1711.5	1	0	21.77	-2.90	18.87	<=30	Pass
			7	21.93	-2.90	19.03	<=30	Pass
			14	22.07	-2.90	19.17	<=30	Pass
		8	0	20.88	-2.90	17.98	<=30	Pass
			4	20.94	-2.90	18.04	<=30	Pass
			7	21.00	-2.90	18.10	<=30	Pass
		15	0	20.89	-2.90	17.99	<=30	Pass
	1732.5	1	0	21.69	-2.90	18.79	<=30	Pass
			7	21.83	-2.90	18.93	<=30	Pass
			14	21.85	-2.90	18.95	<=30	Pass
		8	0	21.03	-2.90	18.13	<=30	Pass
			4	20.96	-2.90	18.06	<=30	Pass
			7	20.93	-2.90	18.03	<=30	Pass
		15	0	20.91	-2.90	18.01	<=30	Pass
	1753.5	1	0	21.05	-2.90	18.15	<=30	Pass
			7	20.73	-2.90	17.83	<=30	Pass
			14	20.95	-2.90	18.05	<=30	Pass
		8	0	20.18	-2.90	17.28	<=30	Pass
			4	20.08	-2.90	17.18	<=30	Pass
			7	20.07	-2.90	17.17	<=30	Pass
		15	0	20.01	-2.90	17.11	<=30	Pass
Note1: EIRP=Conducted Power+Antenna Gain								

1.1.3 B4_5MHz_EIRP

Band: 4 / Bandwidth: 5MHz / NTNV								
Modulation	Frequency (MHz)	RB Allocation		Conducted Power (dBm)	Gain (dBi)	EIRP (dBm)		Verdict
		Size	Offset			Result	Limit	
QPSK	1712.5	1	0	23.79	-2.90	20.89	<=30	Pass
			13	23.89	-2.90	20.99	<=30	Pass
			24	24.10	-2.90	21.20	<=30	Pass
		12	0	22.90	-2.90	20.00	<=30	Pass
			6	22.96	-2.90	20.06	<=30	Pass
			13	23.01	-2.90	20.11	<=30	Pass
		25	0	22.99	-2.90	20.09	<=30	Pass
	1732.5	1	0	24.02	-2.90	21.12	<=30	Pass
			13	23.90	-2.90	21.00	<=30	Pass
			24	23.78	-2.90	20.88	<=30	Pass
		12	0	22.99	-2.90	20.09	<=30	Pass
			6	22.92	-2.90	20.02	<=30	Pass
			13	22.86	-2.90	19.96	<=30	Pass
		25	0	22.95	-2.90	20.05	<=30	Pass
	1752.5	1	0	23.06	-2.90	20.16	<=30	Pass
			13	22.96	-2.90	20.06	<=30	Pass
			24	22.91	-2.90	20.01	<=30	Pass
		12	0	22.04	-2.90	19.14	<=30	Pass
			6	22.02	-2.90	19.12	<=30	Pass
			13	21.97	-2.90	19.07	<=30	Pass
		25	0	22.04	-2.90	19.14	<=30	Pass
16QAM	1712.5	1	0	22.98	-2.90	20.08	<=30	Pass
			13	23.16	-2.90	20.26	<=30	Pass

			24	23.07	-2.90	20.17	<=30	Pass
		12	0	21.91	-2.90	19.01	<=30	Pass
			6	21.99	-2.90	19.09	<=30	Pass
			13	22.04	-2.90	19.14	<=30	Pass
		25	0	22.01	-2.90	19.11	<=30	Pass
	1732.5	1	0	23.12	-2.90	20.22	<=30	Pass
			13	23.13	-2.90	20.23	<=30	Pass
			24	22.83	-2.90	19.93	<=30	Pass
		12	0	22.03	-2.90	19.13	<=30	Pass
			6	21.90	-2.90	19.00	<=30	Pass
			13	21.84	-2.90	18.94	<=30	Pass
		25	0	22.07	-2.90	19.17	<=30	Pass
	1752.5	1	0	22.26	-2.90	19.36	<=30	Pass
			13	22.29	-2.90	19.39	<=30	Pass
			24	22.26	-2.90	19.36	<=30	Pass
		12	0	21.02	-2.90	18.12	<=30	Pass
			6	21.03	-2.90	18.13	<=30	Pass
			13	21.03	-2.90	18.13	<=30	Pass
		25	0	20.99	-2.90	18.09	<=30	Pass
64QAM	1712.5	1	0	21.81	-2.90	18.91	<=30	Pass
			13	22.04	-2.90	19.14	<=30	Pass
			24	22.16	-2.90	19.26	<=30	Pass
		12	0	21.00	-2.90	18.10	<=30	Pass
			6	21.01	-2.90	18.11	<=30	Pass
			13	21.09	-2.90	18.19	<=30	Pass
		25	0	20.99	-2.90	18.09	<=30	Pass
	1732.5	1	0	21.81	-2.90	18.91	<=30	Pass
			13	21.61	-2.90	18.71	<=30	Pass
			24	21.44	-2.90	18.54	<=30	Pass
		12	0	21.09	-2.90	18.19	<=30	Pass
			6	20.98	-2.90	18.08	<=30	Pass
			13	20.94	-2.90	18.04	<=30	Pass
		25	0	20.96	-2.90	18.06	<=30	Pass
	1752.5	1	0	21.16	-2.90	18.26	<=30	Pass
			13	21.06	-2.90	18.16	<=30	Pass
			24	21.14	-2.90	18.24	<=30	Pass
		12	0	20.09	-2.90	17.19	<=30	Pass
			6	20.14	-2.90	17.24	<=30	Pass
			13	20.10	-2.90	17.20	<=30	Pass
		25	0	20.10	-2.90	17.20	<=30	Pass
Note1: EIRP=Conducted Power+Antenna Gain								

1.1.4 B4_10MHz_EIRP

Band: 4 / Bandwidth: 10MHz / NTNV								
Modulation	Frequency (MHz)	RB Allocation		Conducted Power (dBm)	Gain (dBi)	EIRP (dBm)		Verdict
		Size	Offset			Result	Limit	
QPSK	1715	1	0	23.65	-2.90	20.75	<=30	Pass
			25	23.88	-2.90	20.98	<=30	Pass
			49	24.16	-2.90	21.26	<=30	Pass
		25	0	22.86	-2.90	19.96	<=30	Pass
			13	22.97	-2.90	20.07	<=30	Pass
			25	23.08	-2.90	20.18	<=30	Pass
		50	0	23.00	-2.90	20.10	<=30	Pass
	1732.5	1	0	23.99	-2.90	21.09	<=30	Pass
			25	23.98	-2.90	21.08	<=30	Pass
			49	23.73	-2.90	20.83	<=30	Pass

		25	0	23.01	-2.90	20.11	<=30	Pass
			13	22.93	-2.90	20.03	<=30	Pass
			25	22.83	-2.90	19.93	<=30	Pass
		50	0	22.95	-2.90	20.05	<=30	Pass
	1750	1	0	23.26	-2.90	20.36	<=30	Pass
			25	23.14	-2.90	20.24	<=30	Pass
			49	23.04	-2.90	20.14	<=30	Pass
		25	0	22.19	-2.90	19.29	<=30	Pass
			13	22.12	-2.90	19.22	<=30	Pass
			25	22.12	-2.90	19.22	<=30	Pass
		50	0	22.15	-2.90	19.25	<=30	Pass
16QAM	1715	1	0	22.98	-2.90	20.08	<=30	Pass
			25	23.17	-2.90	20.27	<=30	Pass
			49	23.25	-2.90	20.35	<=30	Pass
		25	0	21.89	-2.90	18.99	<=30	Pass
			13	22.01	-2.90	19.11	<=30	Pass
			25	22.05	-2.90	19.15	<=30	Pass
		50	0	21.99	-2.90	19.09	<=30	Pass
	1732.5	1	0	23.21	-2.90	20.31	<=30	Pass
			25	23.14	-2.90	20.24	<=30	Pass
			49	22.97	-2.90	20.07	<=30	Pass
		25	0	21.99	-2.90	19.09	<=30	Pass
			13	21.96	-2.90	19.06	<=30	Pass
			25	21.85	-2.90	18.95	<=30	Pass
		50	0	21.97	-2.90	19.07	<=30	Pass
	1750	1	0	22.47	-2.90	19.57	<=30	Pass
			25	22.32	-2.90	19.42	<=30	Pass
			49	22.12	-2.90	19.22	<=30	Pass
		25	0	21.17	-2.90	18.27	<=30	Pass
			13	21.12	-2.90	18.22	<=30	Pass
			25	21.11	-2.90	18.21	<=30	Pass
		50	0	21.12	-2.90	18.22	<=30	Pass
64QAM	1715	1	0	20.90	-2.90	18.00	<=30	Pass
			25	22.02	-2.90	19.12	<=30	Pass
			49	22.27	-2.90	19.37	<=30	Pass
		25	0	20.91	-2.90	18.01	<=30	Pass
			13	20.99	-2.90	18.09	<=30	Pass
			25	21.11	-2.90	18.21	<=30	Pass
		50	0	21.01	-2.90	18.11	<=30	Pass
	1732.5	1	0	21.74	-2.90	18.84	<=30	Pass
			25	22.08	-2.90	19.18	<=30	Pass
			49	21.59	-2.90	18.69	<=30	Pass
		25	0	21.02	-2.90	18.12	<=30	Pass
			13	20.93	-2.90	18.03	<=30	Pass
			25	20.84	-2.90	17.94	<=30	Pass
		50	0	20.96	-2.90	18.06	<=30	Pass
	1750	1	0	21.22	-2.90	18.32	<=30	Pass
			25	21.26	-2.90	18.36	<=30	Pass
			49	21.21	-2.90	18.31	<=30	Pass
		25	0	20.19	-2.90	17.29	<=30	Pass
			13	20.18	-2.90	17.28	<=30	Pass
			25	20.14	-2.90	17.24	<=30	Pass
		50	0	20.18	-2.90	17.28	<=30	Pass
Note1: EIRP=Conducted Power+Antenna Gain								

1.1.5 B4_15MHz_EIRP

Band: 4 / Bandwidth: 15MHz / NTNV								
Modulation	Frequency (MHz)	RB Allocation		Conducted Power (dBm)	Gain (dBi)	EIRP (dBm)		Verdict
		Size	Offset			Result	Limit	
QPSK	1717.5	1	0	23.60	-2.90	20.70	<=30	Pass
			38	24.05	-2.90	21.15	<=30	Pass
			74	24.17	-2.90	21.27	<=30	Pass
		36	0	22.90	-2.90	20.00	<=30	Pass
			18	23.02	-2.90	20.12	<=30	Pass
			39	23.16	-2.90	20.26	<=30	Pass
		75	0	23.01	-2.90	20.11	<=30	Pass
	1732.5	1	0	24.09	-2.90	21.19	<=30	Pass
			38	23.89	-2.90	20.99	<=30	Pass
			74	23.63	-2.90	20.73	<=30	Pass
		36	0	23.03	-2.90	20.13	<=30	Pass
			18	22.88	-2.90	19.98	<=30	Pass
			39	22.72	-2.90	19.82	<=30	Pass
		75	0	22.93	-2.90	20.03	<=30	Pass
	1747.5	1	0	23.48	-2.90	20.58	<=30	Pass
			38	23.15	-2.90	20.25	<=30	Pass
			74	23.08	-2.90	20.18	<=30	Pass
		36	0	22.33	-2.90	19.43	<=30	Pass
			18	22.16	-2.90	19.26	<=30	Pass
			39	22.09	-2.90	19.19	<=30	Pass
		75	0	22.22	-2.90	19.32	<=30	Pass
16QAM	1717.5	1	0	22.95	-2.90	20.05	<=30	Pass
			38	23.27	-2.90	20.37	<=30	Pass
			74	23.41	-2.90	20.51	<=30	Pass
		36	0	21.92	-2.90	19.02	<=30	Pass
			18	22.03	-2.90	19.13	<=30	Pass
			39	22.16	-2.90	19.26	<=30	Pass
		75	0	22.03	-2.90	19.13	<=30	Pass
	1732.5	1	0	23.24	-2.90	20.34	<=30	Pass
			38	23.15	-2.90	20.25	<=30	Pass
			74	22.88	-2.90	19.98	<=30	Pass
		36	0	22.05	-2.90	19.15	<=30	Pass
			18	21.92	-2.90	19.02	<=30	Pass
			39	21.44	-2.90	18.54	<=30	Pass
		75	0	21.90	-2.90	19.00	<=30	Pass
	1747.5	1	0	22.65	-2.90	19.75	<=30	Pass
			38	22.25	-2.90	19.35	<=30	Pass
			74	22.18	-2.90	19.28	<=30	Pass
		36	0	21.33	-2.90	18.43	<=30	Pass
			18	21.13	-2.90	18.23	<=30	Pass
			39	21.03	-2.90	18.13	<=30	Pass
		75	0	21.21	-2.90	18.31	<=30	Pass
64QAM	1717.5	1	0	21.92	-2.90	19.02	<=30	Pass
			38	22.09	-2.90	19.19	<=30	Pass
			74	22.41	-2.90	19.51	<=30	Pass
		36	0	20.90	-2.90	18.00	<=30	Pass
			18	21.06	-2.90	18.16	<=30	Pass
			39	21.21	-2.90	18.31	<=30	Pass
		75	0	21.05	-2.90	18.15	<=30	Pass
	1732.5	1	0	22.32	-2.90	19.42	<=30	Pass
			38	21.77	-2.90	18.87	<=30	Pass
			74	21.79	-2.90	18.89	<=30	Pass
		36	0	21.04	-2.90	18.14	<=30	Pass
			18	20.97	-2.90	18.07	<=30	Pass
			39	20.78	-2.90	17.88	<=30	Pass
		75	0	20.90	-2.90	18.00	<=30	Pass

	1747.5	1	0	21.51	-2.90	18.61	<=30	Pass
			38	21.24	-2.90	18.34	<=30	Pass
			74	20.92	-2.90	18.02	<=30	Pass
		36	0	20.38	-2.90	17.48	<=30	Pass
			18	20.24	-2.90	17.34	<=30	Pass
			39	20.15	-2.90	17.25	<=30	Pass
		75	0	20.27	-2.90	17.37	<=30	Pass
Note1: EIRP=Conducted Power+Antenna Gain								

1.1.6 B4_20MHz_EIRP

Band: 4 / Bandwidth: 20MHz / NTNV								
Modulation	Frequency (MHz)	RB Allocation		Conducted Power (dBm)	Gain (dBi)	EIRP (dBm)		Verdict
		Size	Offset			Result	Limit	
QPSK	1720	1	0	23.71	-2.90	20.81	<=30	Pass
			50	24.14	-2.90	21.24	<=30	Pass
			99	24.08	-2.90	21.18	<=30	Pass
		50	0	23.01	-2.90	20.11	<=30	Pass
			25	23.15	-2.90	20.25	<=30	Pass
			50	23.23	-2.90	20.33	<=30	Pass
		100	0	23.11	-2.90	20.21	<=30	Pass
	1732.5	1	0	23.99	-2.90	21.09	<=30	Pass
			50	23.89	-2.90	20.99	<=30	Pass
			99	23.51	-2.90	20.61	<=30	Pass
		50	0	23.03	-2.90	20.13	<=30	Pass
			25	22.91	-2.90	20.01	<=30	Pass
			50	22.77	-2.90	19.87	<=30	Pass
		100	0	22.92	-2.90	20.02	<=30	Pass
	1745	1	0	23.67	-2.90	20.77	<=30	Pass
			50	23.24	-2.90	20.34	<=30	Pass
			99	23.06	-2.90	20.16	<=30	Pass
		50	0	22.64	-2.90	19.74	<=30	Pass
			25	22.38	-2.90	19.48	<=30	Pass
			50	22.17	-2.90	19.27	<=30	Pass
		100	0	22.38	-2.90	19.48	<=30	Pass
16QAM	1720	1	0	22.89	-2.90	19.99	<=30	Pass
			50	23.19	-2.90	20.29	<=30	Pass
			99	23.08	-2.90	20.18	<=30	Pass
		50	0	21.99	-2.90	19.09	<=30	Pass
			25	22.13	-2.90	19.23	<=30	Pass
			50	22.19	-2.90	19.29	<=30	Pass
		100	0	22.08	-2.90	19.18	<=30	Pass
	1732.5	1	0	23.30	-2.90	20.40	<=30	Pass
			50	22.88	-2.90	19.98	<=30	Pass
			99	22.82	-2.90	19.92	<=30	Pass
		50	0	22.03	-2.90	19.13	<=30	Pass
			25	21.89	-2.90	18.99	<=30	Pass
			50	21.77	-2.90	18.87	<=30	Pass
		100	0	21.89	-2.90	18.99	<=30	Pass
	1745	1	0	22.66	-2.90	19.76	<=30	Pass
			50	22.50	-2.90	19.60	<=30	Pass
			99	22.28	-2.90	19.38	<=30	Pass
		50	0	21.58	-2.90	18.68	<=30	Pass
			25	21.24	-2.90	18.34	<=30	Pass
			50	21.22	-2.90	18.32	<=30	Pass
		100	0	21.29	-2.90	18.39	<=30	Pass
64QAM	1720	1	0	21.65	-2.90	18.75	<=30	Pass

			50	22.25	-2.90	19.35	<=30	Pass
			99	22.31	-2.90	19.41	<=30	Pass
		50	0	21.00	-2.90	18.10	<=30	Pass
			25	21.14	-2.90	18.24	<=30	Pass
			50	21.22	-2.90	18.32	<=30	Pass
		100	0	21.07	-2.90	18.17	<=30	Pass
	1732.5	1	0	21.93	-2.90	19.03	<=30	Pass
			50	22.17	-2.90	19.27	<=30	Pass
			99	21.64	-2.90	18.74	<=30	Pass
		50	0	21.01	-2.90	18.11	<=30	Pass
			25	20.86	-2.90	17.96	<=30	Pass
			50	20.80	-2.90	17.90	<=30	Pass
		100	0	20.89	-2.90	17.99	<=30	Pass
	1745	1	0	21.71	-2.90	18.81	<=30	Pass
			50	21.11	-2.90	18.21	<=30	Pass
			99	20.95	-2.90	18.05	<=30	Pass
		50	0	20.54	-2.90	17.64	<=30	Pass
			25	20.08	-2.90	17.18	<=30	Pass
			50	20.24	-2.90	17.34	<=30	Pass
		100	0	20.27	-2.90	17.37	<=30	Pass
Note1: EIRP=Conducted Power+Antenna Gain								

2. Frequency Stability

2.1 Test Result

2.1.1 B4_10MHz

Band: 4 / Bandwidth: 10MHz									
Modulation	Frequency (MHz)	RB Allocation		Temp. (°C)	Voltage	Freq. Error (Hz)	Freq. vs. Rated (ppm)		Verdict
		Size	Offset				Result	Limit	
QPSK	1732.5	50	0	20	LV	7.500	0.0043	-2.5 to 2.5	Pass
					NV	-6.600	-0.0038	-2.5 to 2.5	Pass
					HV	-4.200	-0.0024	-2.5 to 2.5	Pass
				-30	NV	-2.700	-0.0016	-2.5 to 2.5	Pass
				-20	NV	1.400	0.0008	-2.5 to 2.5	Pass
				-10	NV	-3.800	-0.0022	-2.5 to 2.5	Pass
				0	NV	5.100	0.0029	-2.5 to 2.5	Pass
				10	NV	-8.200	-0.0047	-2.5 to 2.5	Pass
				30	NV	0.900	0.0005	-2.5 to 2.5	Pass
				40	NV	-6.900	-0.0040	-2.5 to 2.5	Pass
				50	NV	-8.000	-0.0046	-2.5 to 2.5	Pass

3. 99% & 26dB Bandwidth

3.1 Test Result

3.1.1 Band4_OBW

Band: 4 / NTNV							
Bandwidth (MHz)	Modulation	Frequency (MHz)	RB Allocation		99% Occupied Bandwidth (MHz)		Verdict
			Size	Offset	Result	Limit	
1.4	QPSK	1732.5	6	0	1.116	/	Pass
	16QAM	1732.5	6	0	1.117	/	Pass
3	QPSK	1732.5	15	0	2.722	/	Pass
	16QAM	1732.5	15	0	2.728	/	Pass
5	QPSK	1732.5	25	0	4.538	/	Pass
	16QAM	1732.5	25	0	4.535	/	Pass
10	QPSK	1732.5	50	0	9.086	/	Pass
	16QAM	1732.5	50	0	9.026	/	Pass
15	QPSK	1732.5	75	0	13.521	/	Pass
	16QAM	1732.5	75	0	13.552	/	Pass
20	QPSK	1732.5	100	0	18.061	/	Pass
	16QAM	1732.5	100	0	18.061	/	Pass

3.1.2 Band4_XDB

Band: 4 / NTNV							
Bandwidth (MHz)	Modulation	Frequency (MHz)	RB Allocation		26dB Bandwidth (MHz)		Verdict
			Size	Offset	Result	Limit	
1.4	QPSK	1732.5	6	0	1.324	/	Pass
	16QAM	1732.5	6	0	1.327	/	Pass
3	QPSK	1732.5	15	0	3.028	/	Pass
	16QAM	1732.5	15	0	2.994	/	Pass
5	QPSK	1732.5	25	0	5.009	/	Pass
	16QAM	1732.5	25	0	5.072	/	Pass
10	QPSK	1732.5	50	0	9.983	/	Pass
	16QAM	1732.5	50	0	9.871	/	Pass
15	QPSK	1732.5	75	0	14.939	/	Pass
	16QAM	1732.5	75	0	14.942	/	Pass
20	QPSK	1732.5	100	0	19.631	/	Pass
	16QAM	1732.5	100	0	19.797	/	Pass

3.2 Test Graph

3.2.1 Band4_OBW

Band4_1.4MHz_QPSK_MCH_1732.5MHz_RB_6_0_NTNV
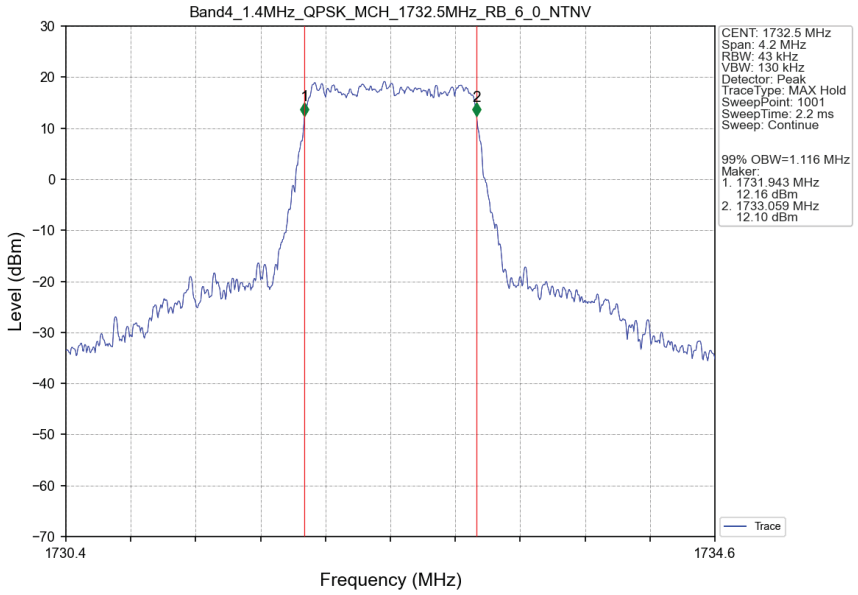

Band4_1.4MHz_16QAM_MCH_1732.5MHz_RB_6_0_NTNV
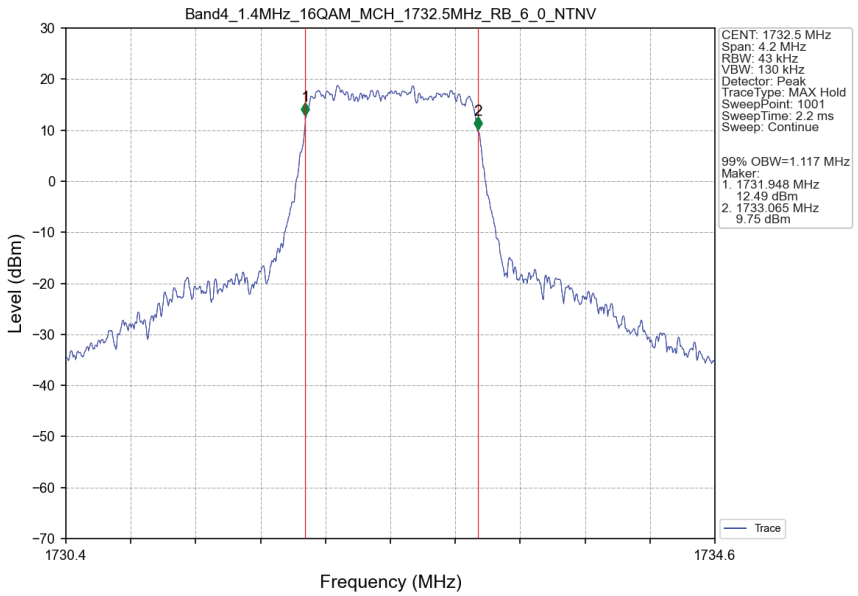

Band4_3MHz_QPSK_MCH_1732.5MHz_RB_15_0_NTNV

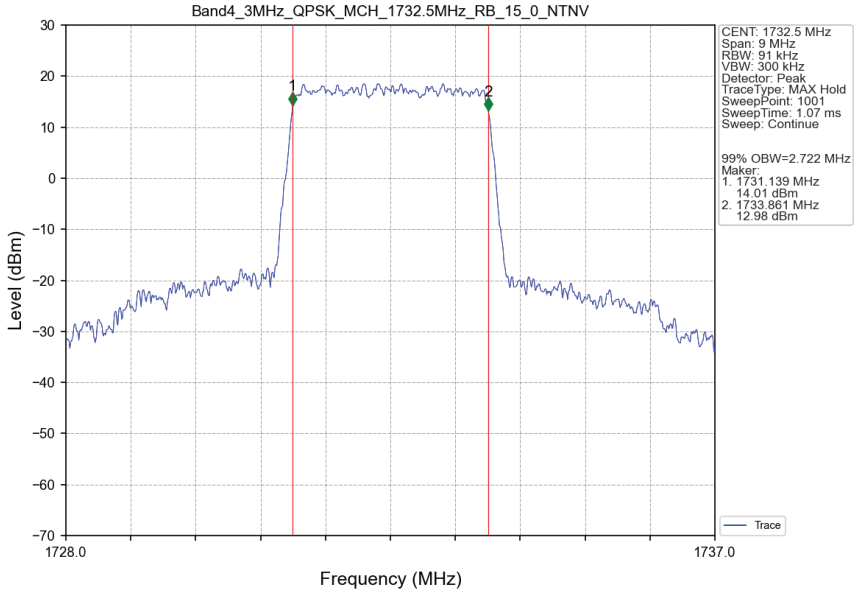

Band4_3MHz_16QAM_MCH_1732.5MHz_RB_15_0_NTNV

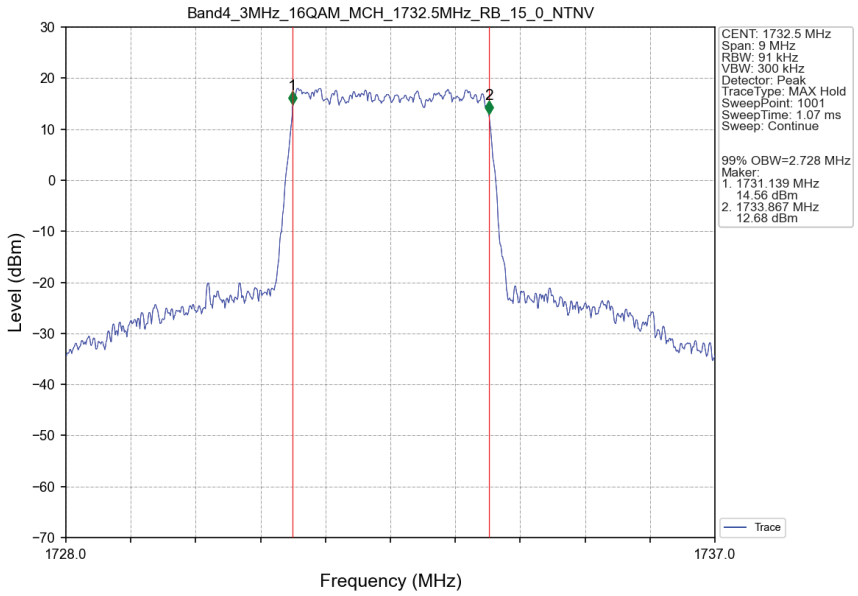

Band4_5MHz_QPSK_MCH_1732.5MHz_RB_25_0_NTNV

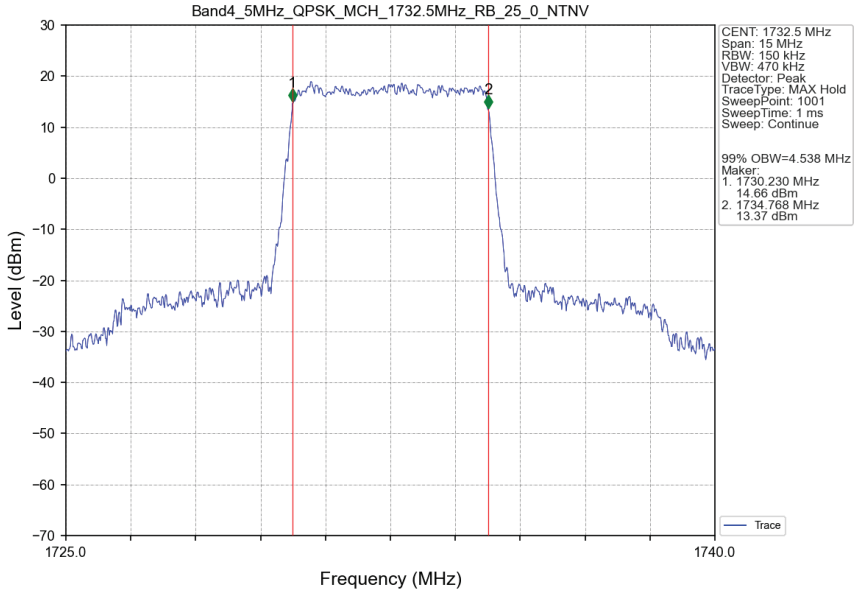

Band4_5MHz_16QAM_MCH_1732.5MHz_RB_25_0_NTNV

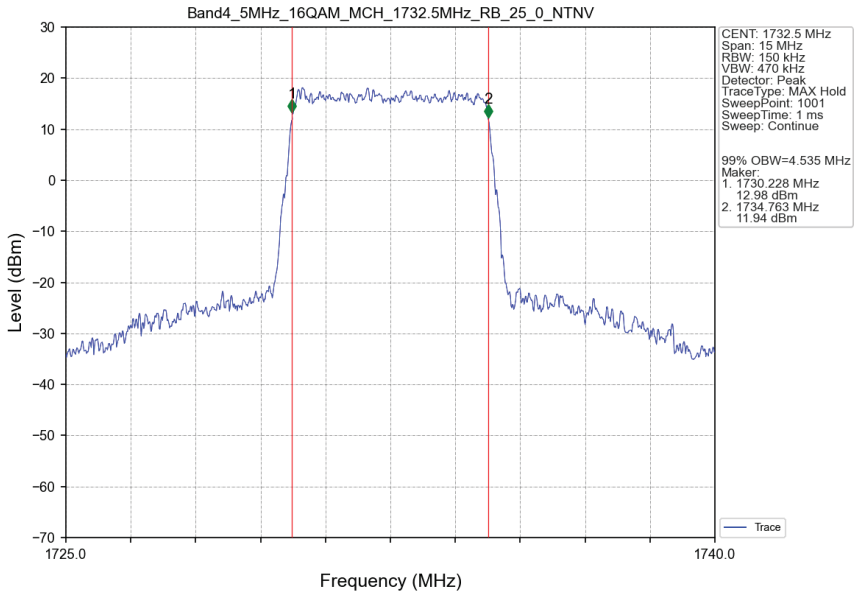

Band4_10MHz_QPSK_MCH_1732.5MHz_RB_50_0_NTNV

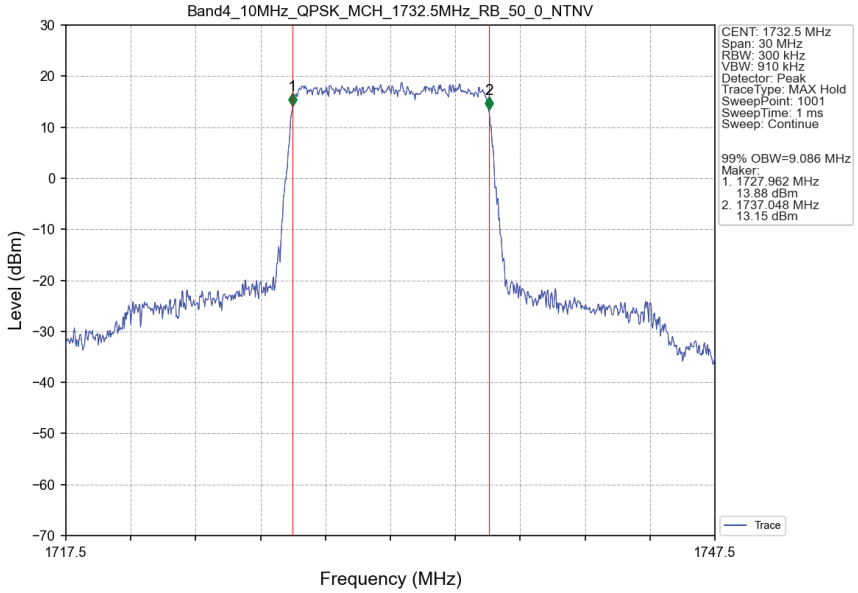

Band4_10MHz_16QAM_MCH_1732.5MHz_RB_50_0_NTNV

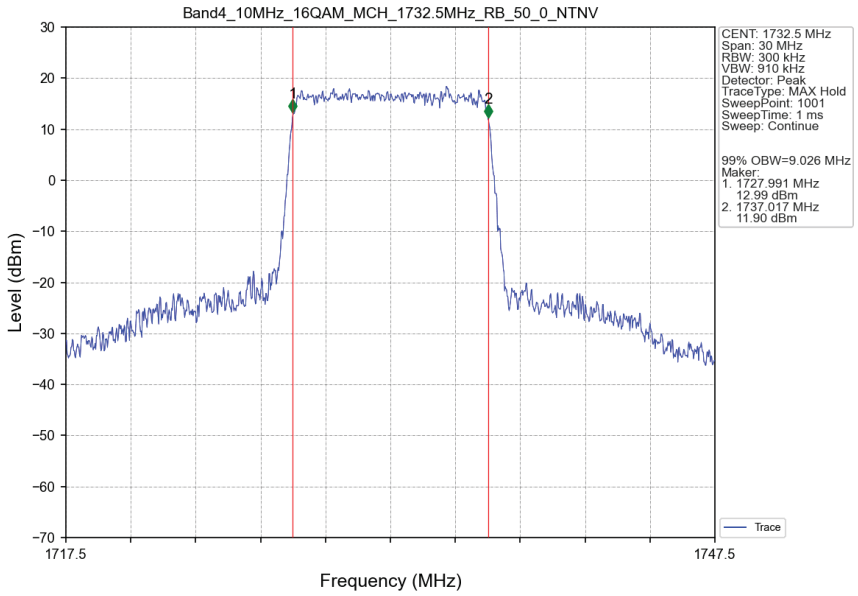

Band4_15MHz_QPSK_MCH_1732.5MHz_RB_75_0_NTNV

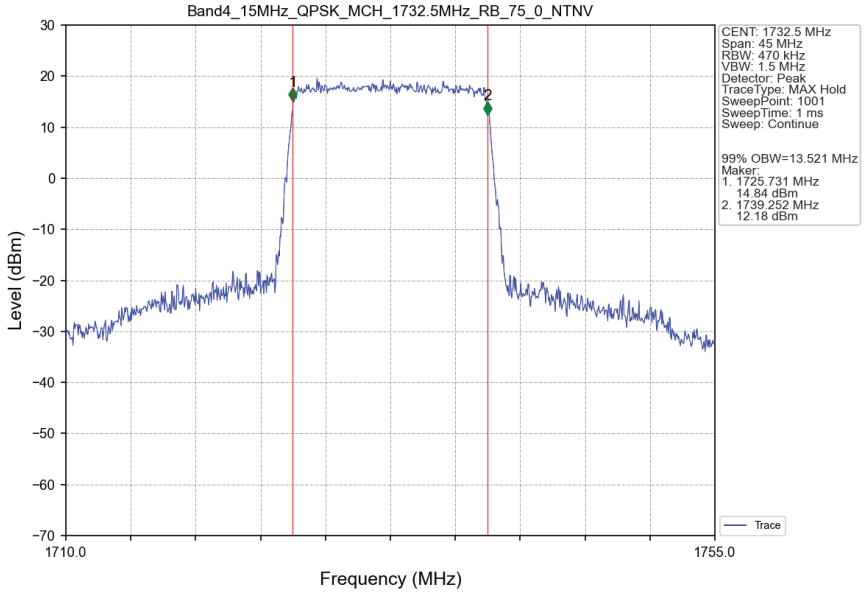

Band4_15MHz_16QAM_MCH_1732.5MHz_RB_75_0_NTNV

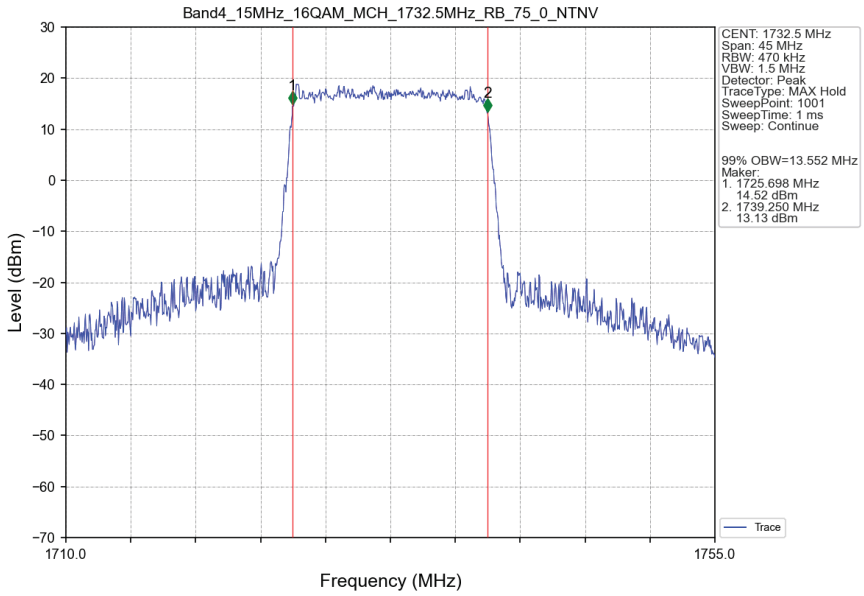

Band4_20MHz_QPSK_MCH_1732.5MHz_RB_100_0_NTNV

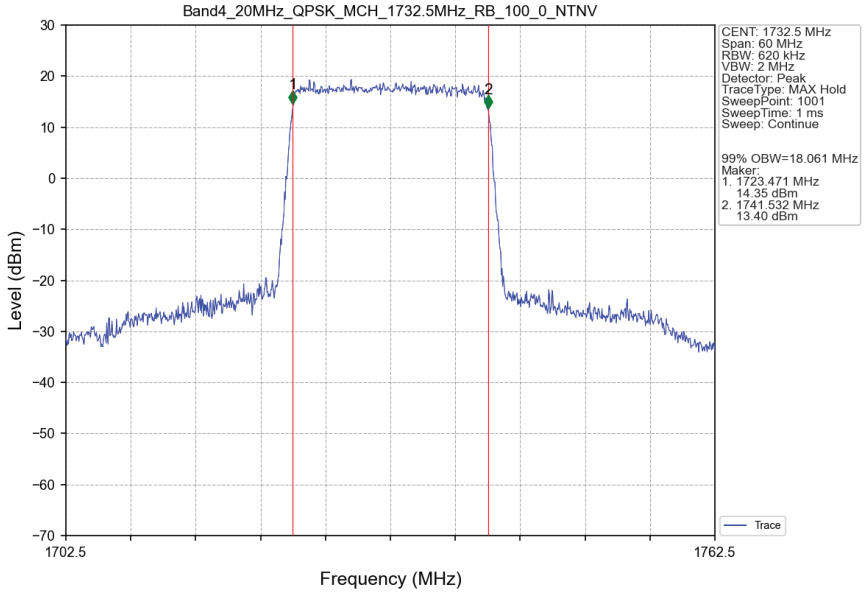

Band4_20MHz_16QAM_MCH_1732.5MHz_RB_100_0_NTNV

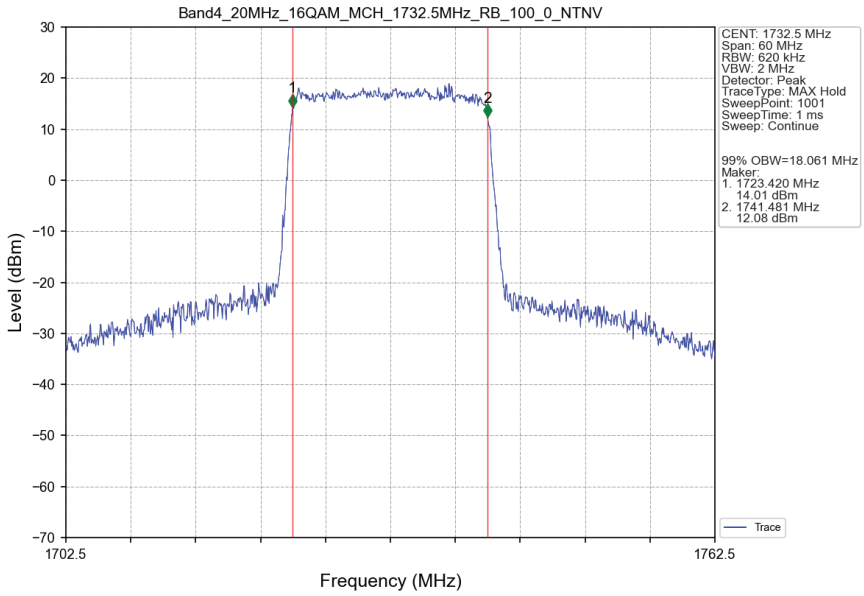

3.2.2 Band4_XDB

Band4_1.4MHz_QPSK_MCH_1732.5MHz_RB_6_0_NTNV

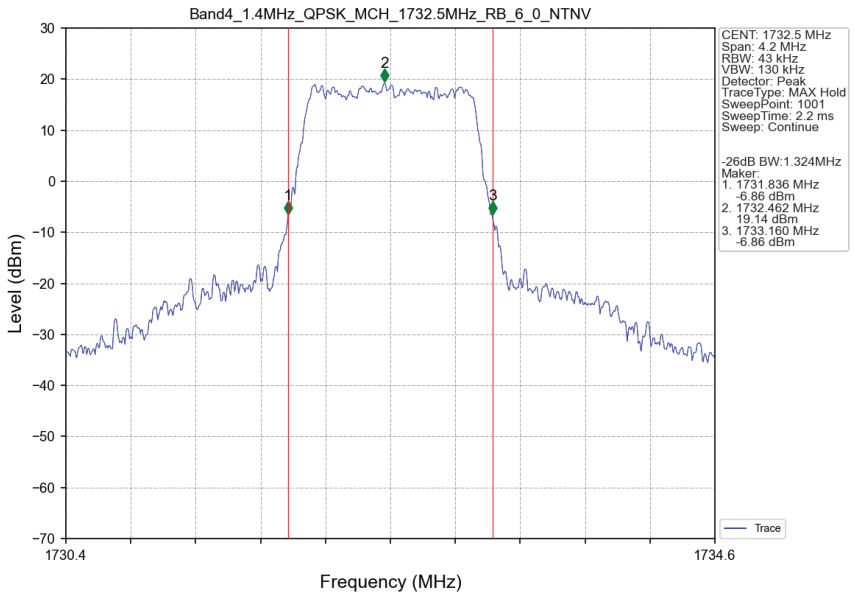

Band4_1.4MHz_16QAM_MCH_1732.5MHz_RB_6_0_NTNV

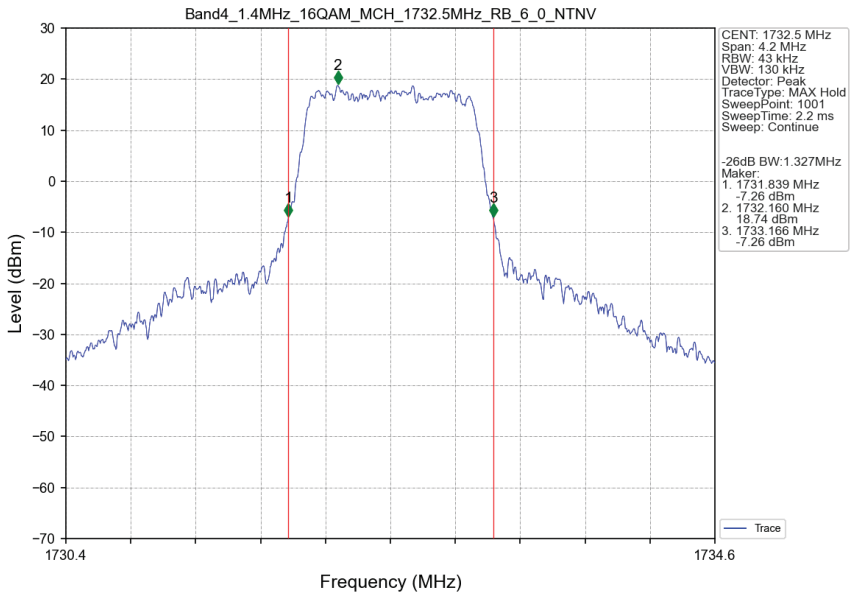

Band4_3MHz_QPSK_MCH_1732.5MHz_RB_15_0_NTNV

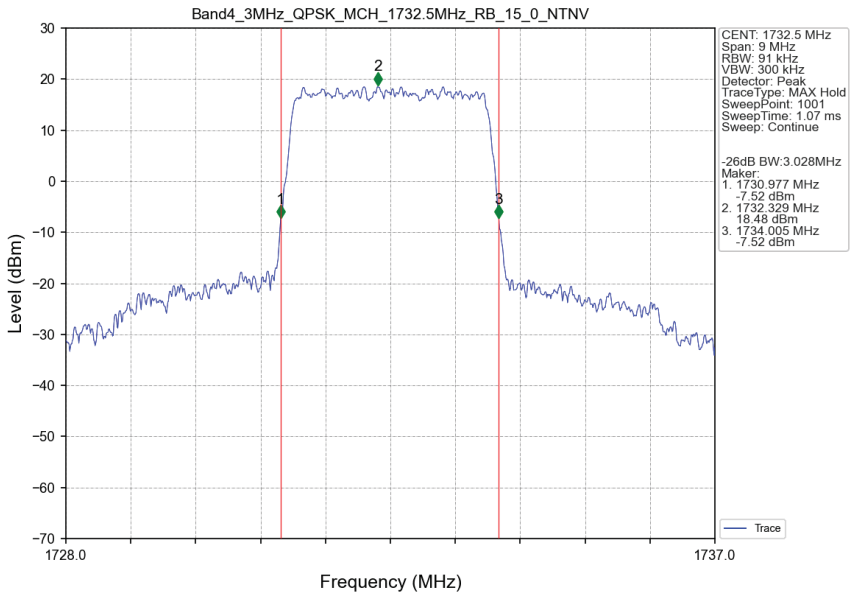

Band4_3MHz_16QAM_MCH_1732.5MHz_RB_15_0_NTNV

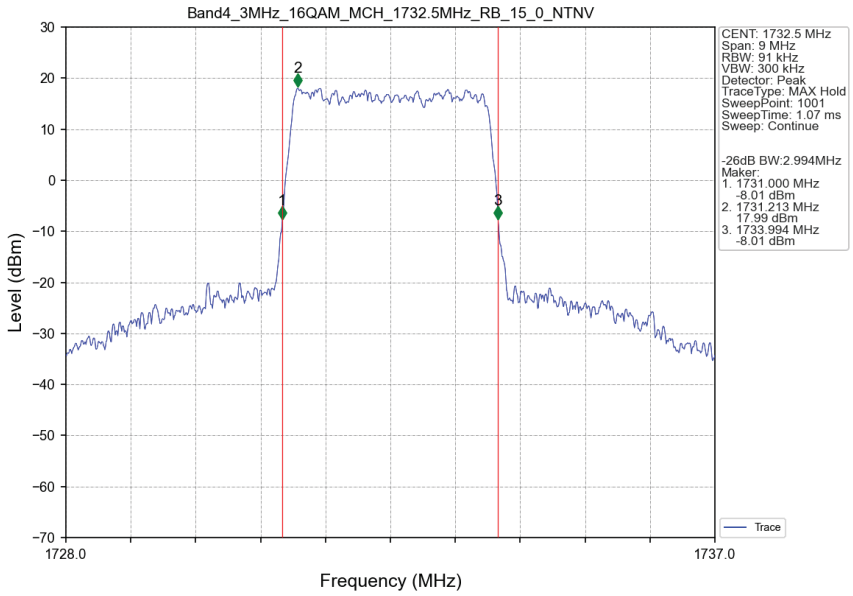

Band4_5MHz_QPSK_MCH_1732.5MHz_RB_25_0_NTNV

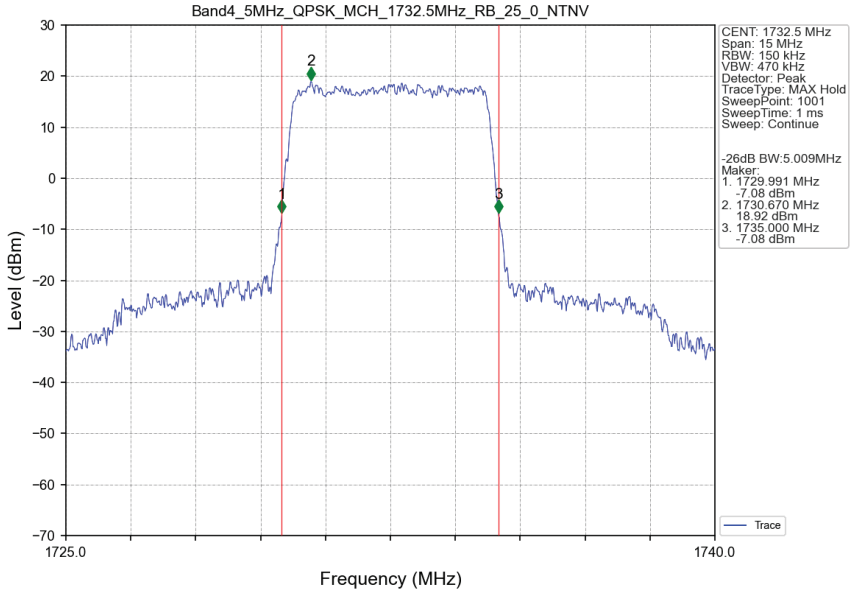

Band4_5MHz_16QAM_MCH_1732.5MHz_RB_25_0_NTNV

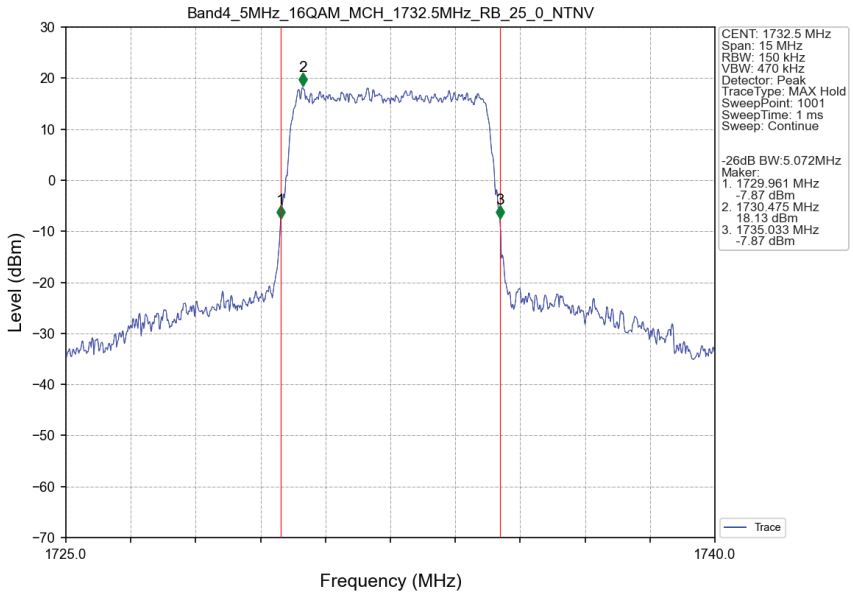

Band4_10MHz_QPSK_MCH_1732.5MHz_RB_50_0_NTNV

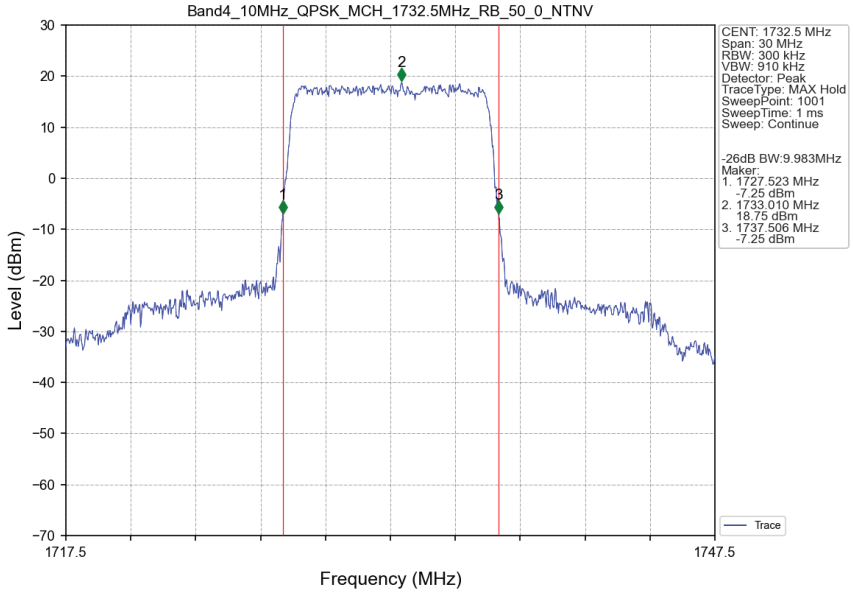

Band4_10MHz_16QAM_MCH_1732.5MHz_RB_50_0_NTNV

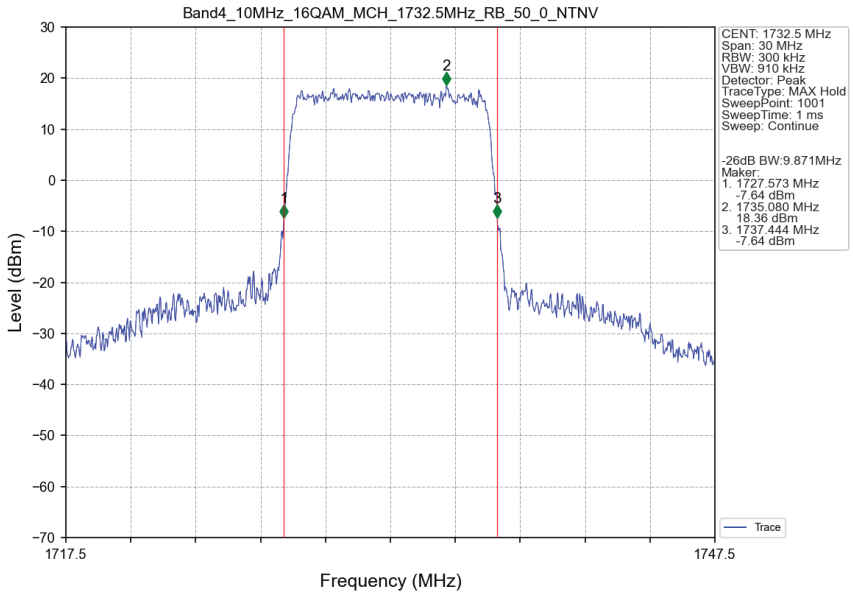

Band4_15MHz_QPSK_MCH_1732.5MHz_RB_75_0_NTNV

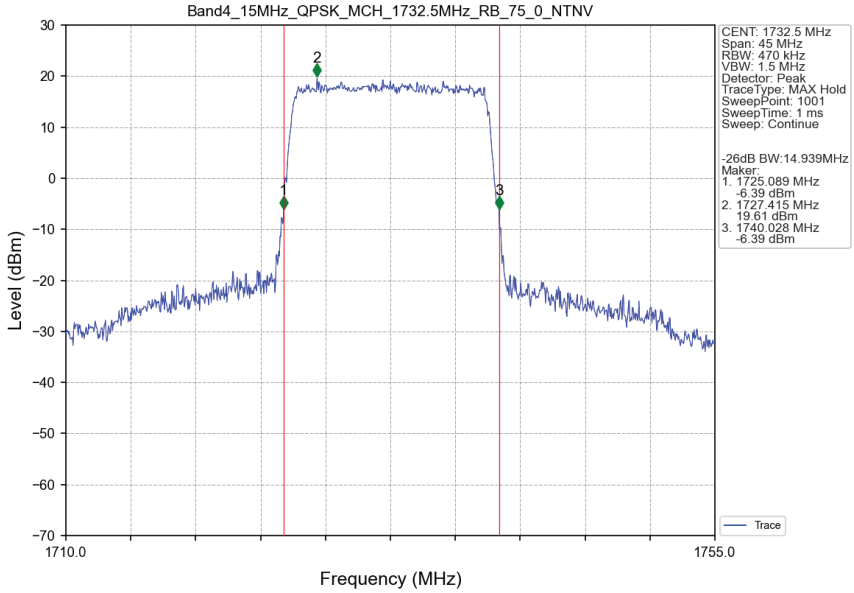

Band4_15MHz_16QAM_MCH_1732.5MHz_RB_75_0_NTNV

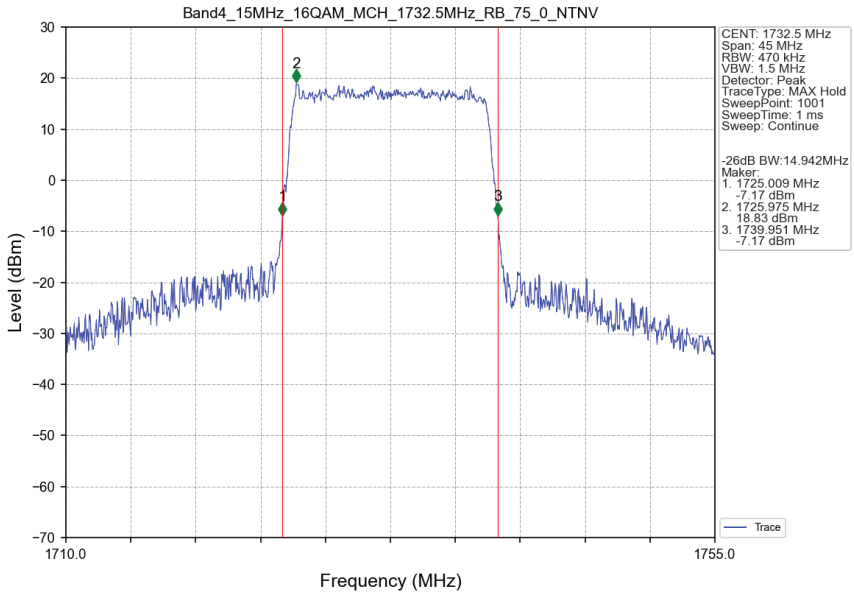

Band4_20MHz_QPSK_MCH_1732.5MHz_RB_100_0_NTNV

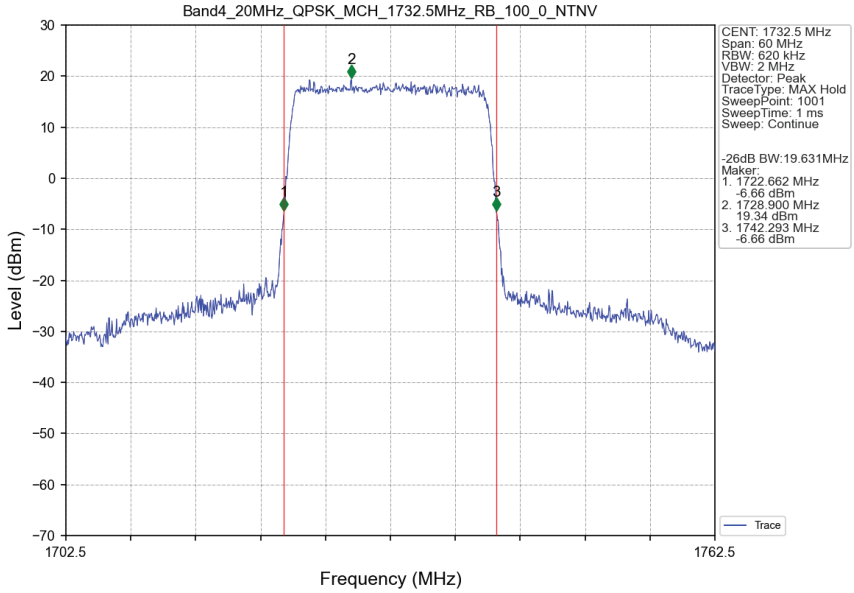

Band4_20MHz_16QAM_MCH_1732.5MHz_RB_100_0_NTNV

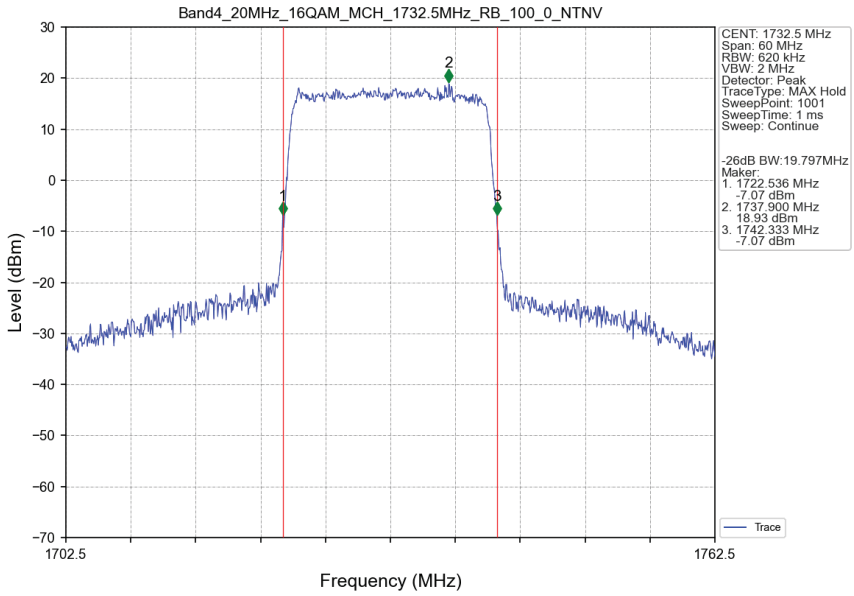

4. Peak-Average Ratio

4.1 Test Result

4.1.1 B4_20MHz

Band: 4 / Bandwidth: 20MHz / NTNV						
Modulation	Frequency (MHz)	RB Allocation		Peak-Average Ratio (dB)		Verdict
		Size	Offset	Result	Limit	
QPSK	1732.5	100	0	5.47	<=13	Pass
16QAM	1732.5	100	0	6.23	<=13	Pass
64QAM	1732.5	100	0	6.47	<=13	Pass

4.2 Test Graph

4.2.1 B4_20MHz

Band4_20MHz_QPSK_MCH_1732.5MHz_RB_100_0_NTNV

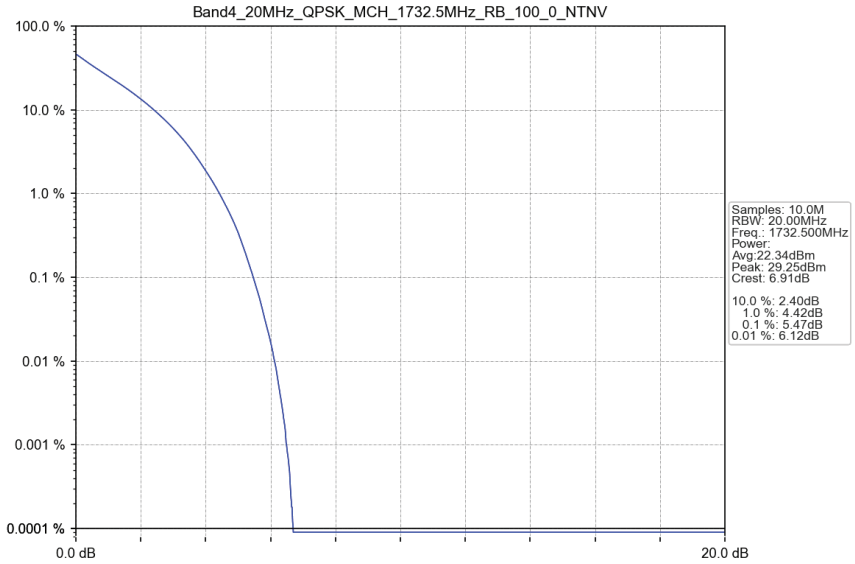

Band4_20MHz_16QAM_MCH_1732.5MHz_RB_100_0_NTNV

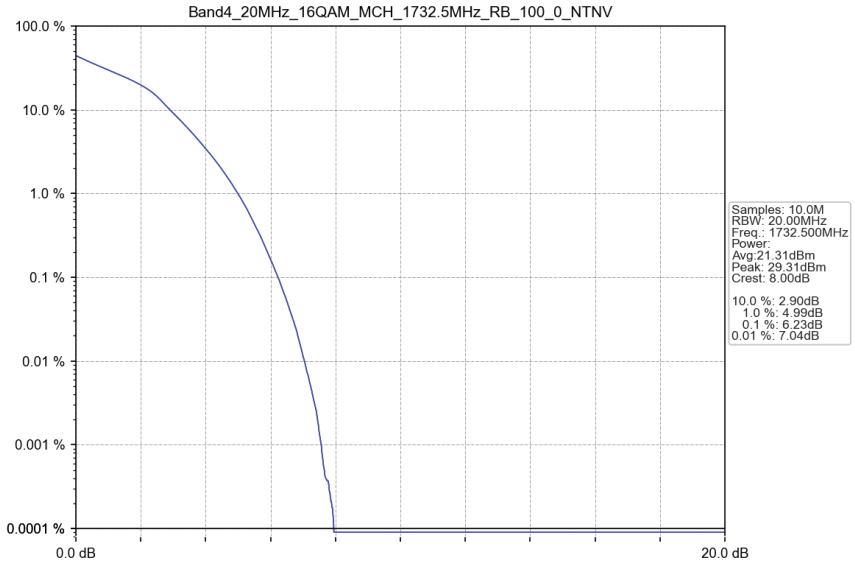

Band4_20MHz_64QAM_MCH_1732.5MHz_RB_100_0_NTNV

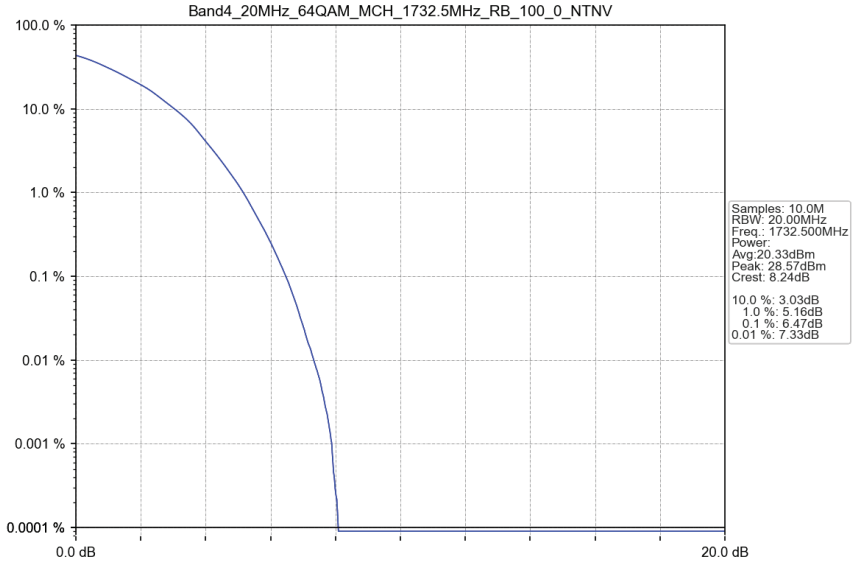

5. Spurious Emission

5.1 Test Result

5.1.1 B4_1.4MHz

Band: 4 / Bandwidth: 1.4MHz / NTNV						
Modulation	Frequency (MHz)	RB Allocation		Spurious Emission		Verdict
		Size	Offset	Result	Limit	
QPSK	1710.7	1	0	Refer To Test Graph		Pass
		6	0	Refer To Test Graph		Pass
	1732.5	1	0	Refer To Test Graph		Pass
	1754.3	1	0	Refer To Test Graph		Pass
			5	Refer To Test Graph		Pass
		6	0	Refer To Test Graph		Pass

5.1.2 B4_3MHz

Band: 4 / Bandwidth: 3MHz / NTNV						
Modulation	Frequency (MHz)	RB Allocation		Spurious Emission		Verdict
		Size	Offset	Result	Limit	
QPSK	1711.5	1	0	Refer To Test Graph		Pass
		15	0	Refer To Test Graph		Pass
	1732.5	1	0	Refer To Test Graph		Pass
	1753.5	1	0	Refer To Test Graph		Pass
			14	Refer To Test Graph		Pass
		15	0	Refer To Test Graph		Pass

5.1.3 B4_5MHz

Band: 4 / Bandwidth: 5MHz / NTNV						
Modulation	Frequency (MHz)	RB Allocation		Spurious Emission		Verdict
		Size	Offset	Result	Limit	
QPSK	1712.5	1	0	Refer To Test Graph		Pass
		25	0	Refer To Test Graph		Pass
	1732.5	1	0	Refer To Test Graph		Pass
	1752.5	1	0	Refer To Test Graph		Pass
			24	Refer To Test Graph		Pass
		25	0	Refer To Test Graph		Pass

5.1.4 B4_10MHz

Band: 4 / Bandwidth: 10MHz / NTNV						
Modulation	Frequency (MHz)	RB Allocation		Spurious Emission		Verdict
		Size	Offset	Result	Limit	
QPSK	1715	1	0	Refer To Test Graph		Pass
		50	0	Refer To Test Graph		Pass
	1732.5	1	0	Refer To Test Graph		Pass
	1750	1	0	Refer To Test Graph		Pass
			49	Refer To Test Graph		Pass
		50	0	Refer To Test Graph		Pass

5.1.5 B4_15MHz

Band: 4 / Bandwidth: 15MHz / NTNV						
Modulation	Frequency (MHz)	RB Allocation		Spurious Emission		Verdict
		Size	Offset	Result	Limit	
QPSK	1717.5	1	0	Refer To Test Graph		Pass
		75	0	Refer To Test Graph		Pass
	1732.5	1	0	Refer To Test Graph		Pass
	1747.5	1	0	Refer To Test Graph		Pass
			74	Refer To Test Graph		Pass
		75	0	Refer To Test Graph		Pass

5.1.6 B4_20MHz

Band: 4 / Bandwidth: 20MHz / NTNV						
Modulation	Frequency (MHz)	RB Allocation		Spurious Emission		Verdict
		Size	Offset	Result	Limit	
QPSK	1720	1	0	Refer To Test Graph		Pass
		100	0	Refer To Test Graph		Pass
	1732.5	1	0	Refer To Test Graph		Pass
	1745	1	0	Refer To Test Graph		Pass
			99	Refer To Test Graph		Pass
		100	0	Refer To Test Graph		Pass

5.2 Test Graph

5.2.1 B4_1.4MHz

Band4_1.4MHz_QPSK_LCH_1710.7MHz_RB_1_0_NTNV

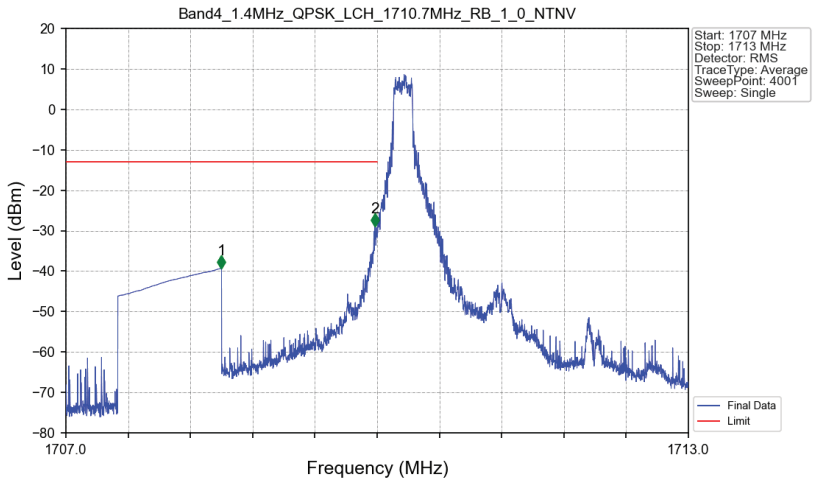

Start (MHz)	Stop (MHz)	RBW (MHz)	Method	Marker No.	Freq (MHz)	Level (dBm)	Limit (dBm)	Result
1707	1709	1	CHP	1	1708.497	-39.34	-13	Pass
1709	1710	0.003	/	2	1709.977	-28.93	-13	Pass
1710	1713	0.003	/	/	/	/	/	/

Band4_1.4MHz_QPSK_LCH_1710.7MHz_RB_1_0_NTNV

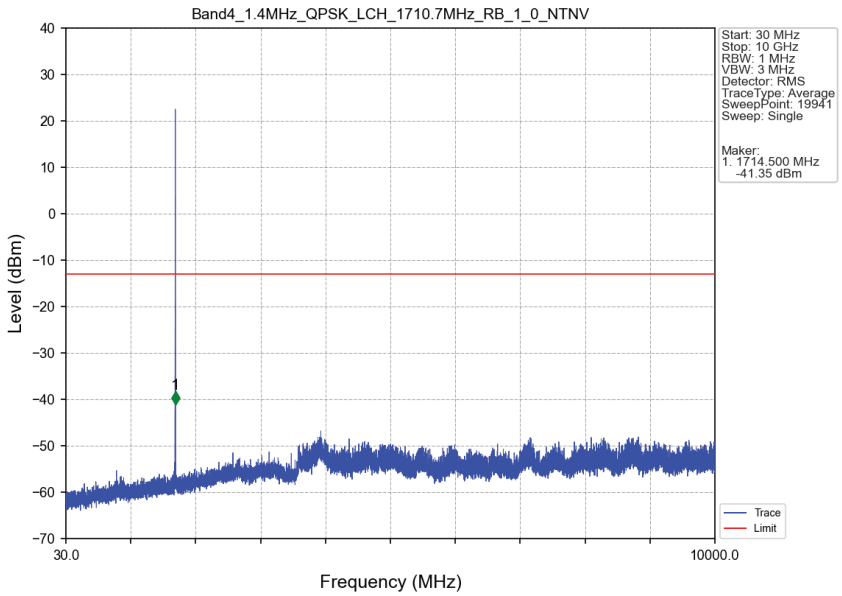

Band4_1.4MHz_QPSK_LCH_1710.7MHz_RB_1_0_NTNV

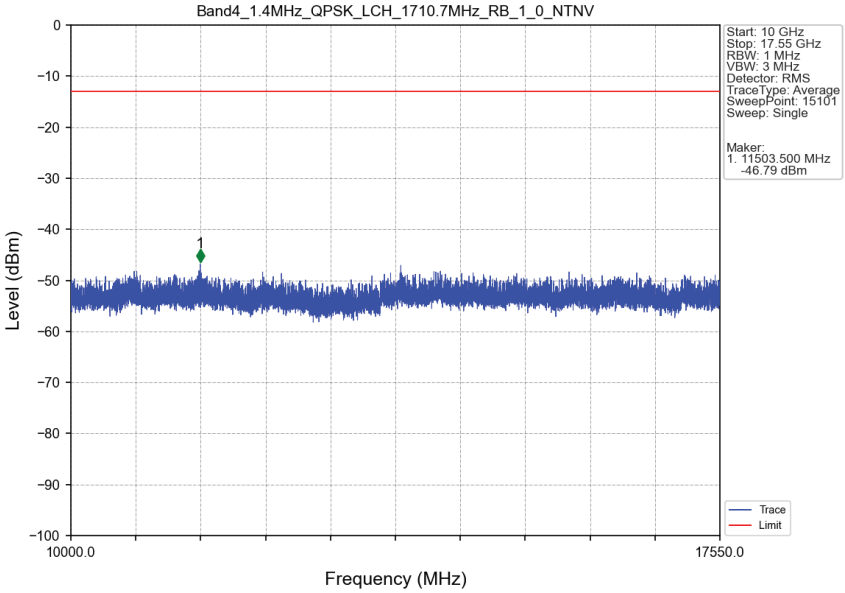

Band4_1.4MHz_QPSK_LCH_1710.7MHz_RB_6_0_NTNV

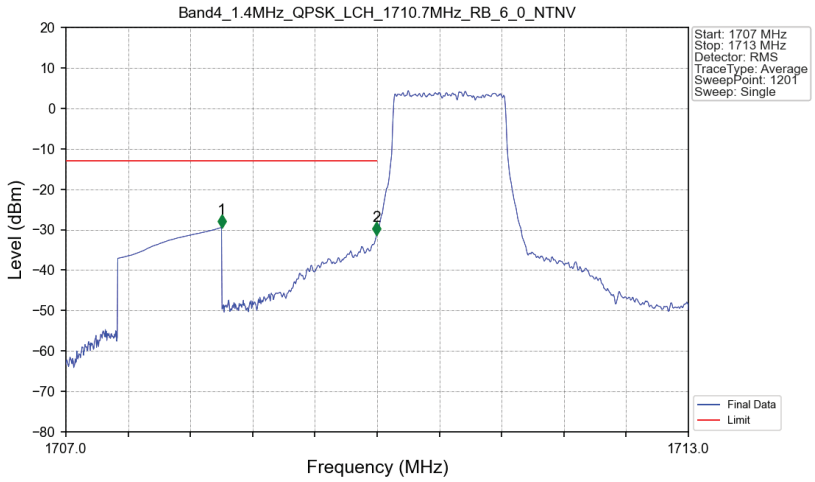

Start (MHz)	Stop (MHz)	RBW (MHz)	Method	Marker No.	Freq (MHz)	Level (dBm)	Limit (dBm)	Result
1707	1709	1	CHP	1	1708.500	-29.47	-13	Pass
1709	1710	0.013	CHP	2	1709.995	-31.30	-13	Pass
1710	1713	0.013	CHP	/	/	/	/	/

Band4_1.4MHz_QPSK_MCH_1732.5MHz_RB_1_0_NTNV

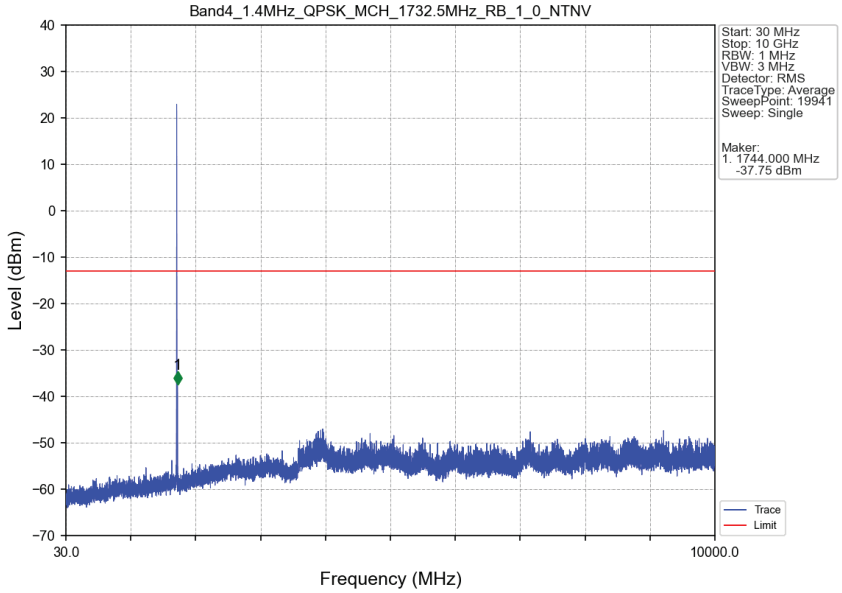

Band4_1.4MHz_QPSK_MCH_1732.5MHz_RB_1_0_NTNV

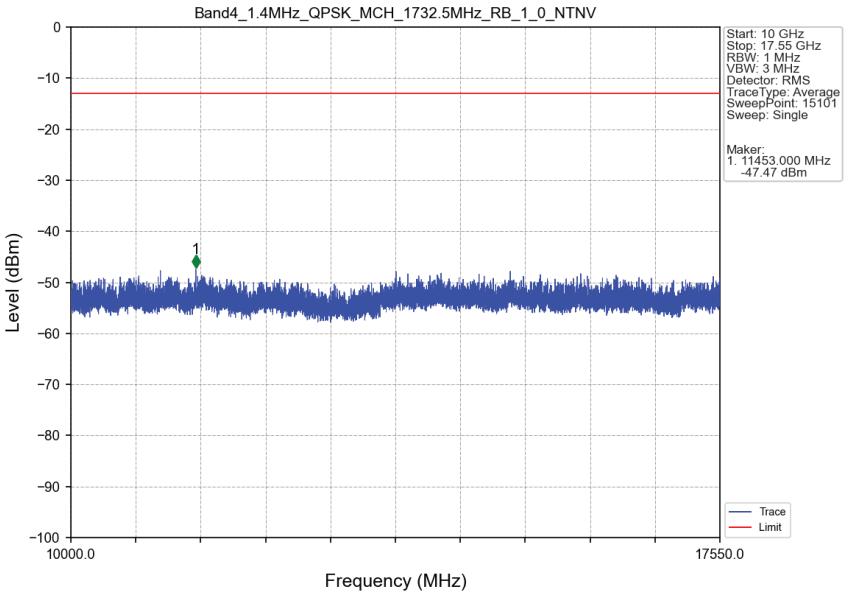

Band4_1.4MHz_QPSK_HCH_1754.3MHz_RB_1_0_NTNV

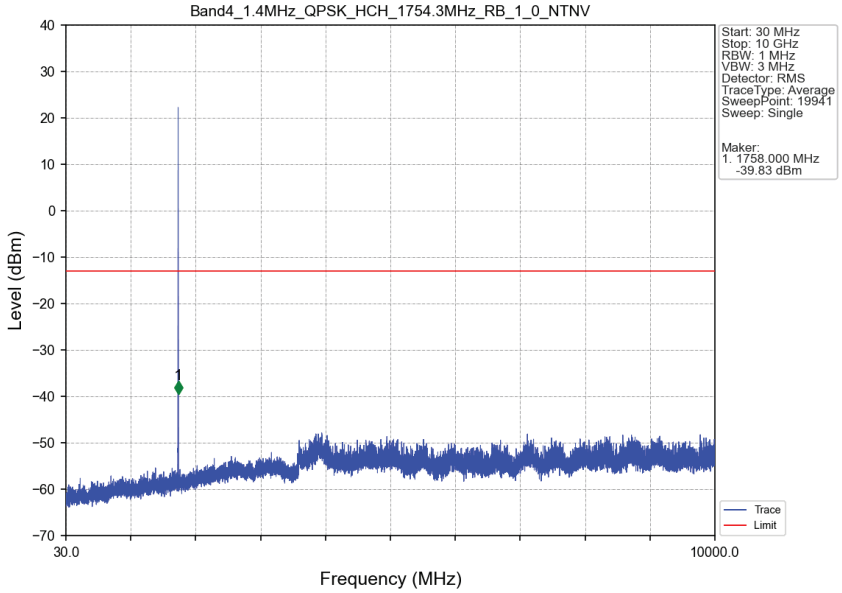

Band4_1.4MHz_QPSK_HCH_1754.3MHz_RB_1_0_NTNV

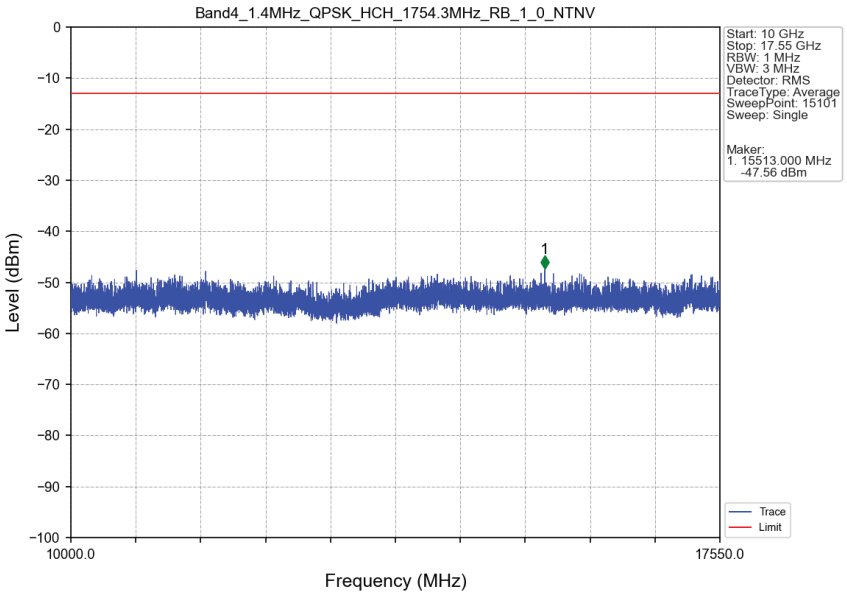

Band4_1.4MHz_QPSK_HCH_1754.3MHz_RB_1_5_NTNV

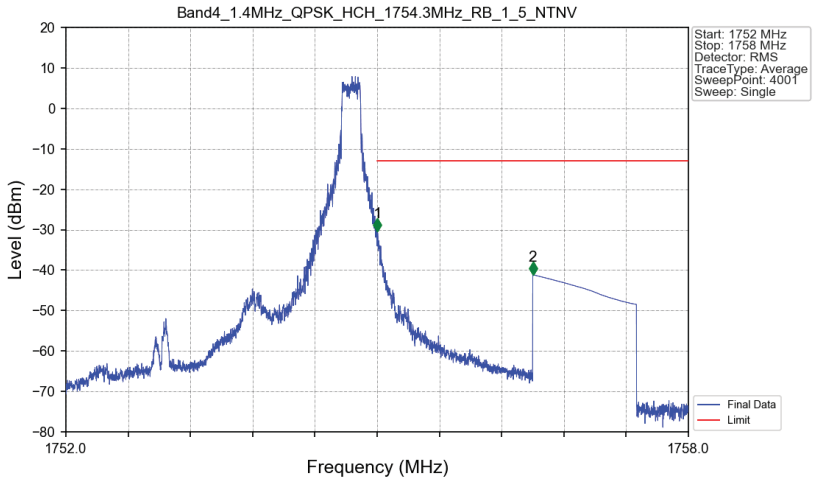

Start (MHz)	Stop (MHz)	RBW (MHz)	Method	Marker No.	Freq (MHz)	Level (dBm)	Limit (dBm)	Result
1752	1755	0.003	/	/	/	/	/	/
1755	1756	0.003	/	1	1755.003	-30.47	-13	Pass
1756	1758	1	CHP	2	1756.500	-41.14	-13	Pass

Band4_1.4MHz_QPSK_HCH_1754.3MHz_RB_6_0_NTNV

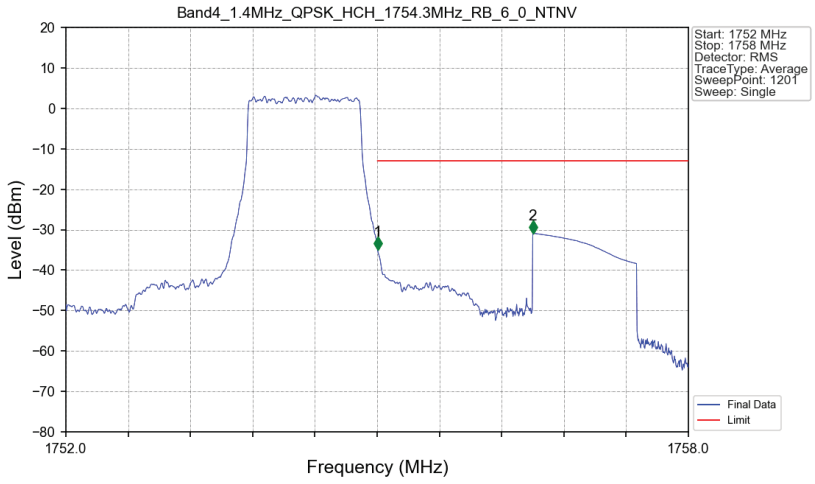

Start (MHz)	Stop (MHz)	RBW (MHz)	Method	Marker No.	Freq (MHz)	Level (dBm)	Limit (dBm)	Result
1752	1755	0.013	CHP	/	/	/	/	/
1755	1756	0.013	CHP	1	1755.005	-35.03	-13	Pass
1756	1758	1	CHP	2	1756.500	-30.89	-13	Pass

5.2.2 B4_3MHz

Band4_3MHz_QPSK_LCH_1711.5MHz_RB_1_0_NTNV

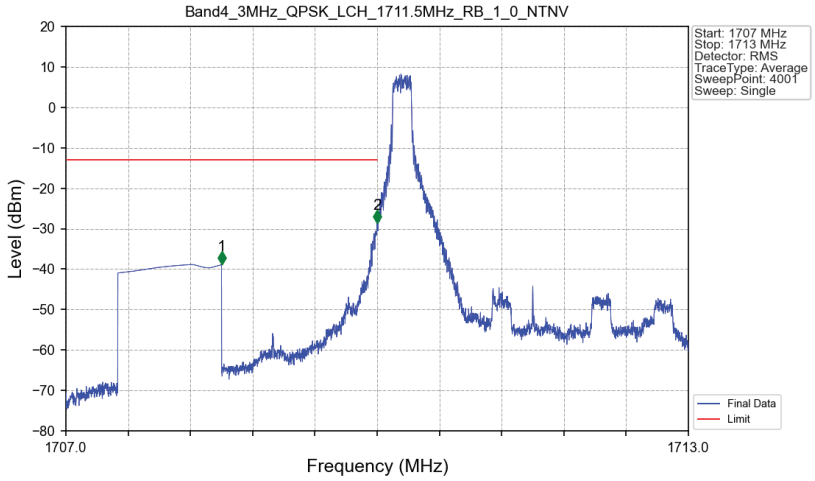

Start (MHz)	Stop (MHz)	RBW (MHz)	Method	Marker No.	Freq (MHz)	Level (dBm)	Limit (dBm)	Result
1707	1709	1	CHP	1	1708.500	-38.84	-13	Pass
1709	1710	0.003	/	2	1709.998	-28.54	-13	Pass
1710	1713	0.003	/	/	/	/	/	/

Band4_3MHz_QPSK_LCH_1711.5MHz_RB_1_0_NTNV

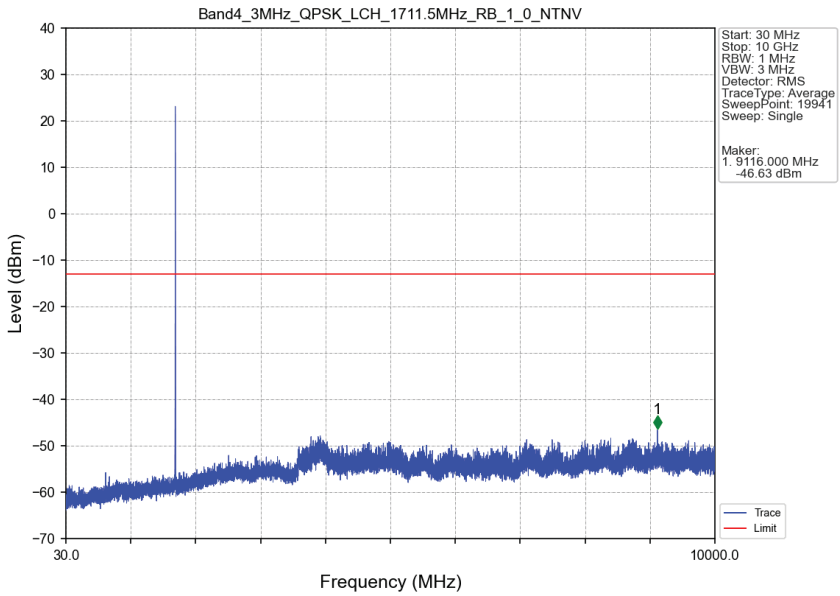

Band4_3MHz_QPSK_LCH_1711.5MHz_RB_1_0_NTNV

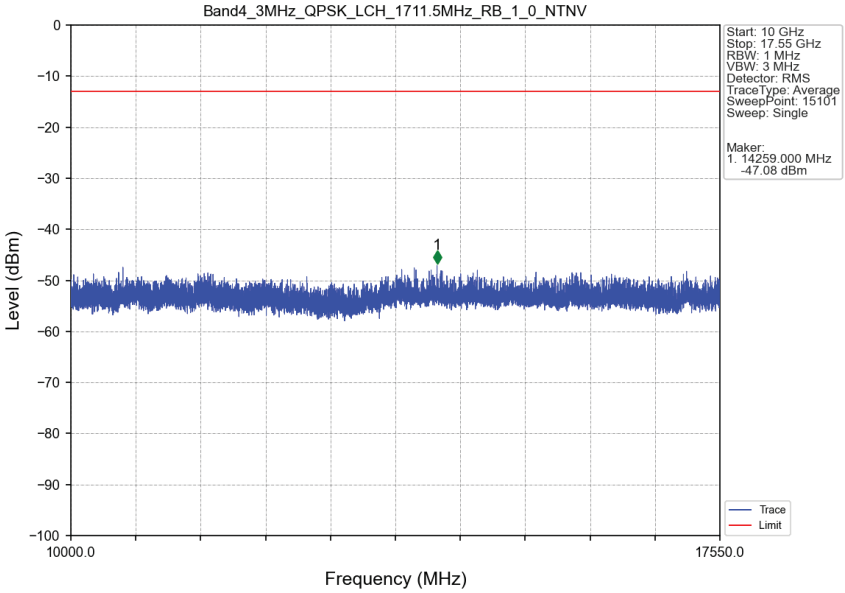

Band4_3MHz_QPSK_LCH_1711.5MHz_RB_15_0_NTNV

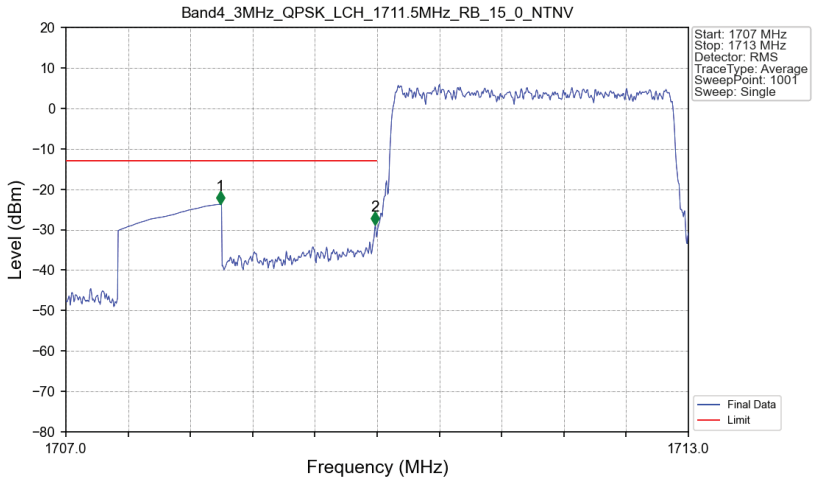

Start (MHz)	Stop (MHz)	RBW (MHz)	Method	Marker No.	Freq (MHz)	Level (dBm)	Limit (dBm)	Result
1707	1709	1	CHP	1	1708.488	-23.72	-13	Pass
1709	1710	0.03	/	2	1709.982	-28.82	-13	Pass
1710	1713	0.03	/	/	/	/	/	/

Band4_3MHz_QPSK_MCH_1732.5MHz_RB_1_0_NTNV

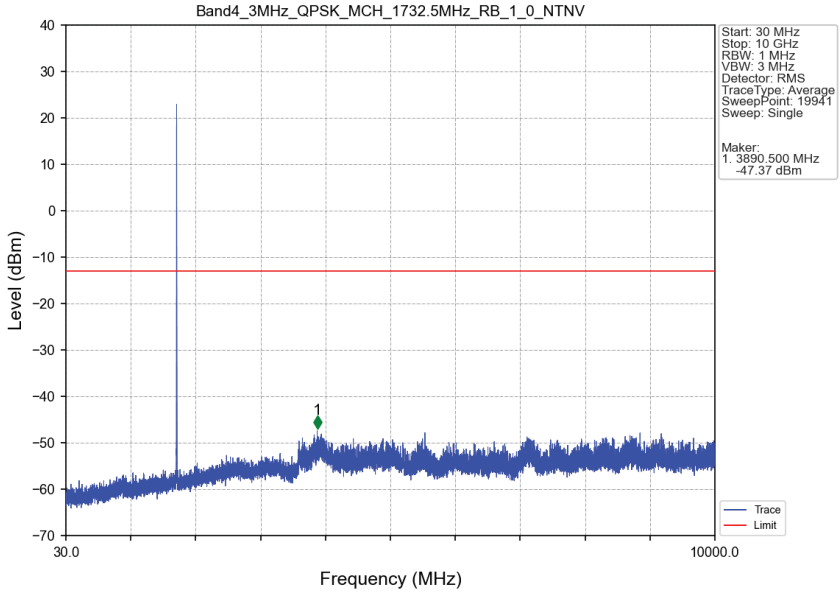

Band4_3MHz_QPSK_MCH_1732.5MHz_RB_1_0_NTNV

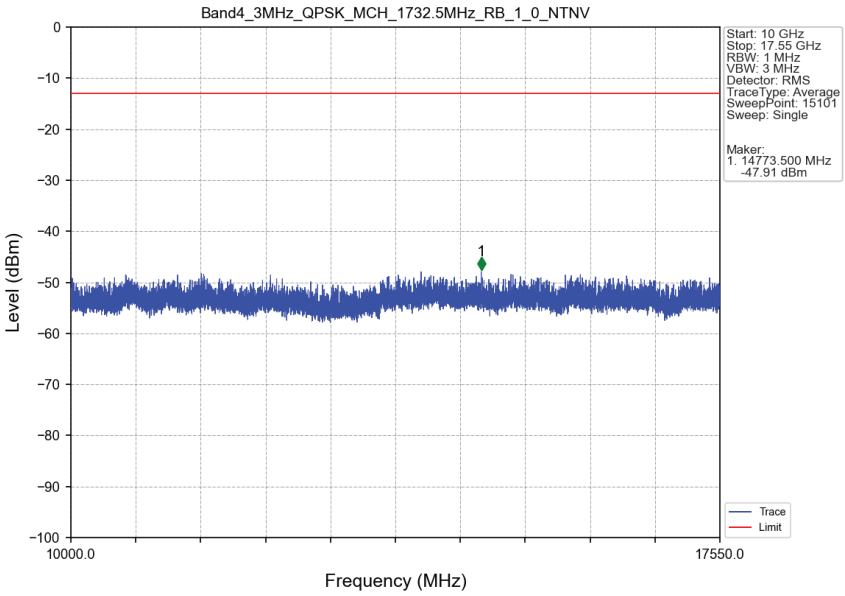

Band4_3MHz_QPSK_HCH_1753.5MHz_RB_1_0_NTNV

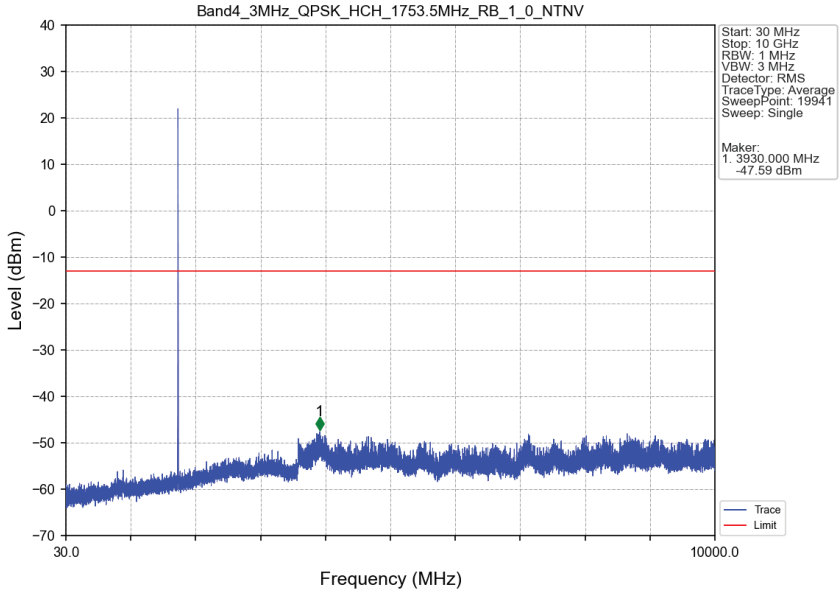

Band4_3MHz_QPSK_HCH_1753.5MHz_RB_1_0_NTNV

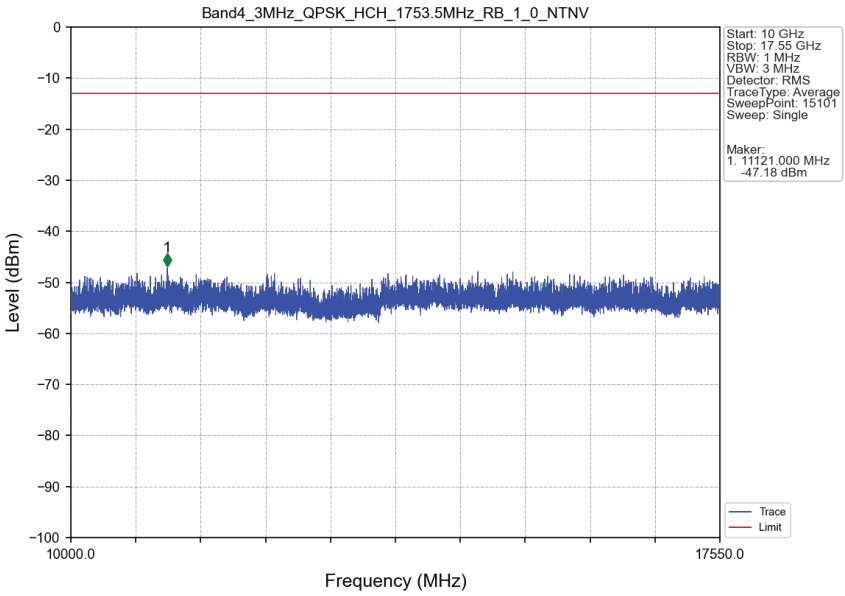

Band4_3MHz_QPSK_HCH_1753.5MHz_RB_1_14_NTNV

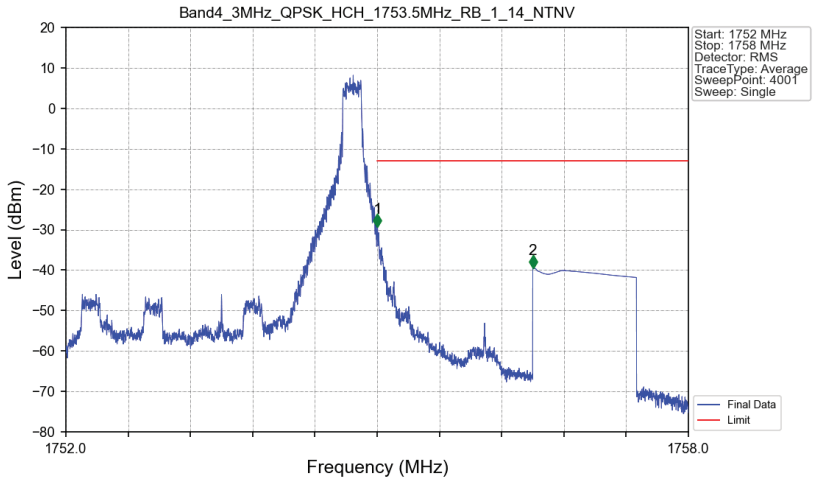

Start (MHz)	Stop (MHz)	RBW (MHz)	Method	Marker No.	Freq (MHz)	Level (dBm)	Limit (dBm)	Result
1752	1755	0.003	/	/	/	/	/	/
1755	1756	0.003	/	1	1755.003	-29.24	-13	Pass
1756	1758	1	CHP	2	1756.500	-39.43	-13	Pass

Band4_3MHz_QPSK_HCH_1753.5MHz_RB_15_0_NTNV

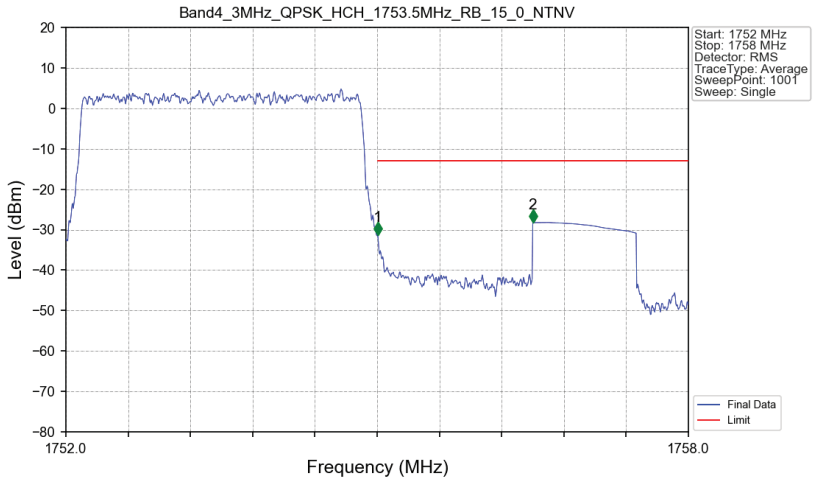

Start (MHz)	Stop (MHz)	RBW (MHz)	Method	Marker No.	Freq (MHz)	Level (dBm)	Limit (dBm)	Result
1752	1755	0.03	/	/	/	/	/	/
1755	1756	0.03	/	1	1755.006	-31.23	-13	Pass
1756	1758	1	CHP	2	1756.500	-28.23	-13	Pass

5.2.3 B4_5MHz

Band4_5MHz_QPSK_LCH_1712.5MHz_RB_1_0_NTNV

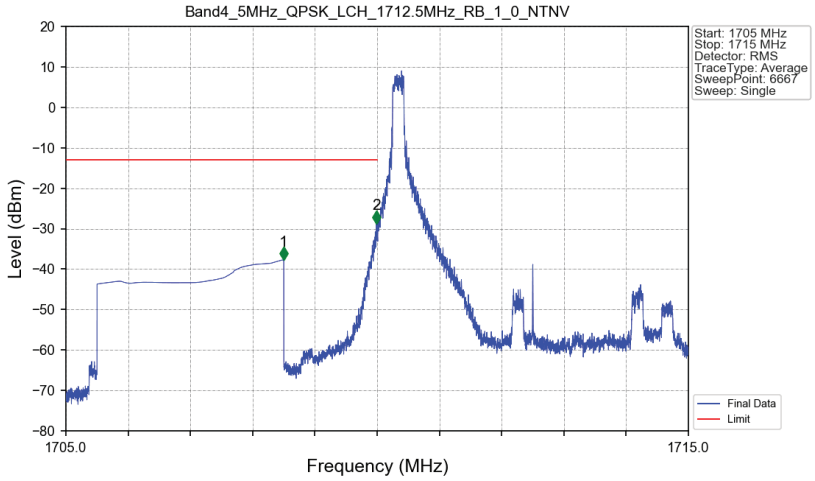

Start (MHz)	Stop (MHz)	RBW (MHz)	Method	Marker No.	Freq (MHz)	Level (dBm)	Limit (dBm)	Result
1705	1709	1	CHP	1	1708.498	-37.71	-13	Pass
1709	1710	0.003	/	2	1709.989	-28.67	-13	Pass
1710	1715	0.003	/	/	/	/	/	/

Band4_5MHz_QPSK_LCH_1712.5MHz_RB_1_0_NTNV

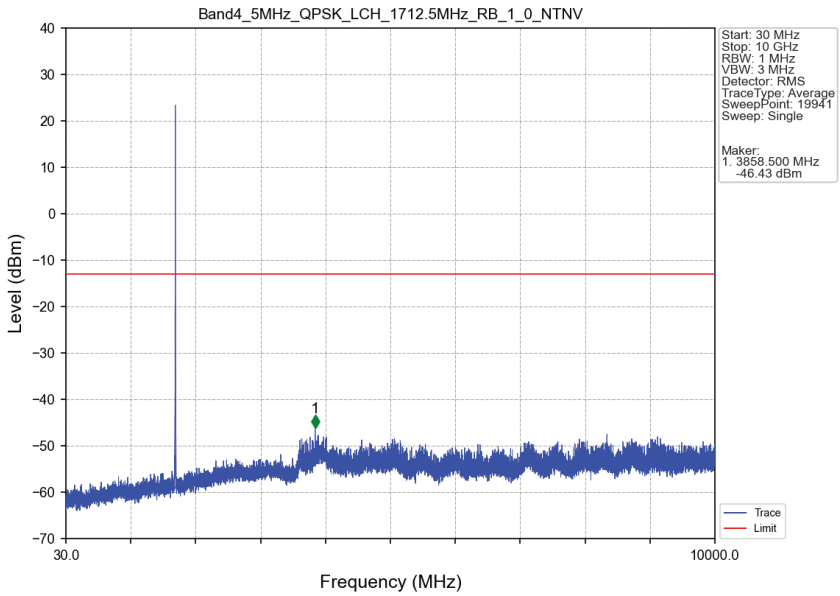

Band4_5MHz_QPSK_LCH_1712.5MHz_RB_1_0_NTNV

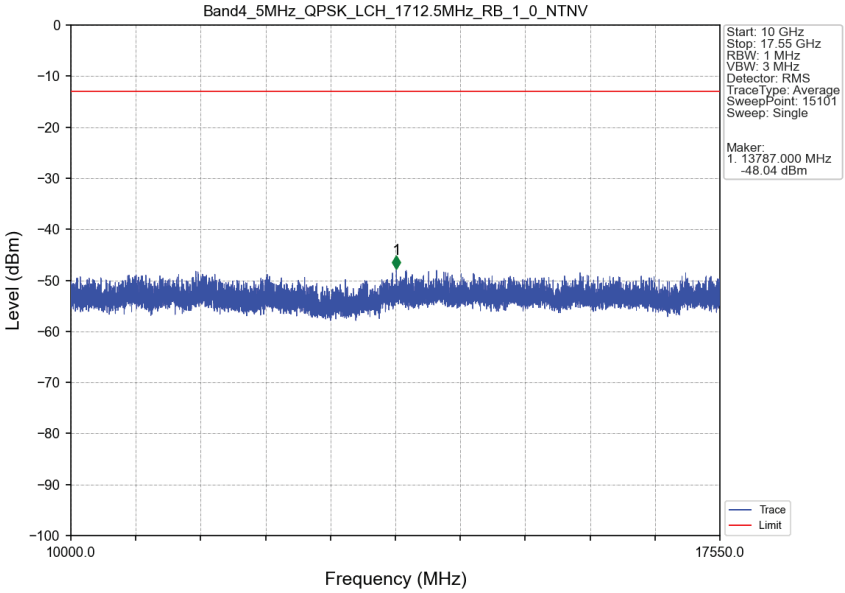

Band4_5MHz_QPSK_LCH_1712.5MHz_RB_25_0_NTNV

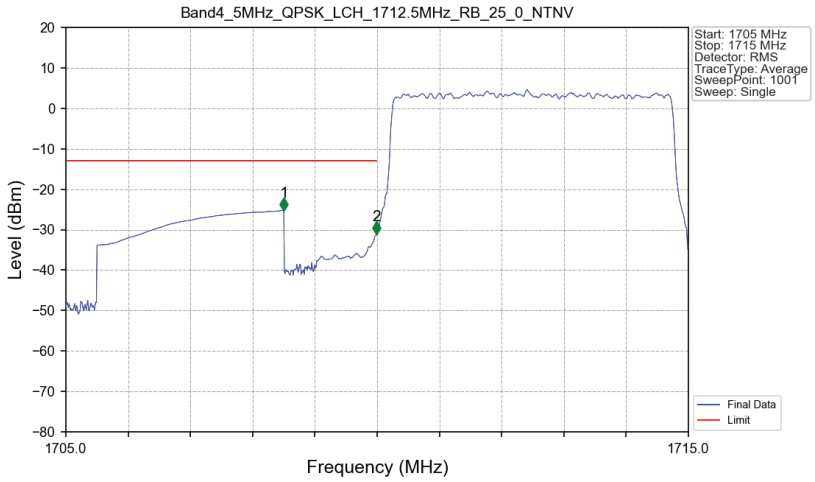

Start (MHz)	Stop (MHz)	RBW (MHz)	Method	Marker No.	Freq (MHz)	Level (dBm)	Limit (dBm)	Result
1705	1709	1	CHP	1	1708.500	-25.24	-13	Pass
1709	1710	0.05	CHP	2	1709.990	-31.20	-13	Pass
1710	1715	0.05	CHP	/	/	/	/	/

Band4_5MHz_QPSK_MCH_1732.5MHz_RB_1_0_NTNV

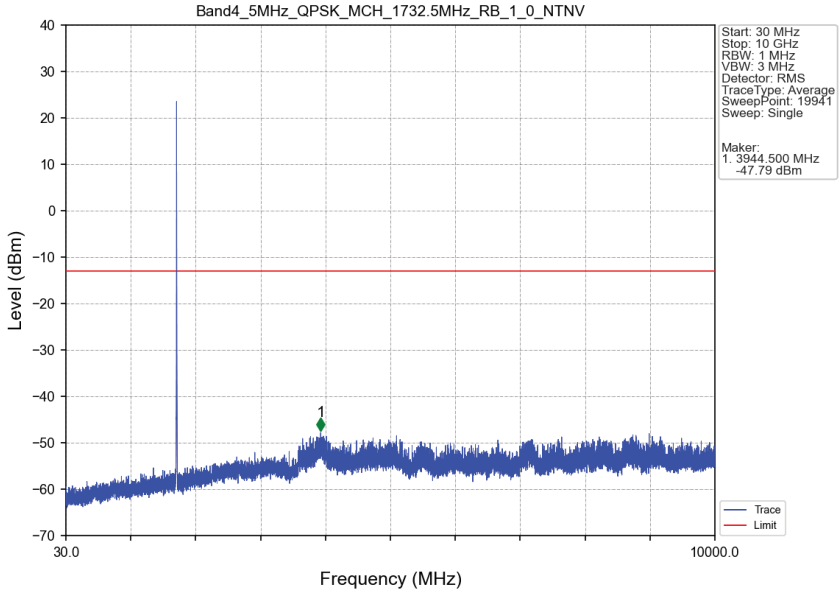

Band4_5MHz_QPSK_MCH_1732.5MHz_RB_1_0_NTNV

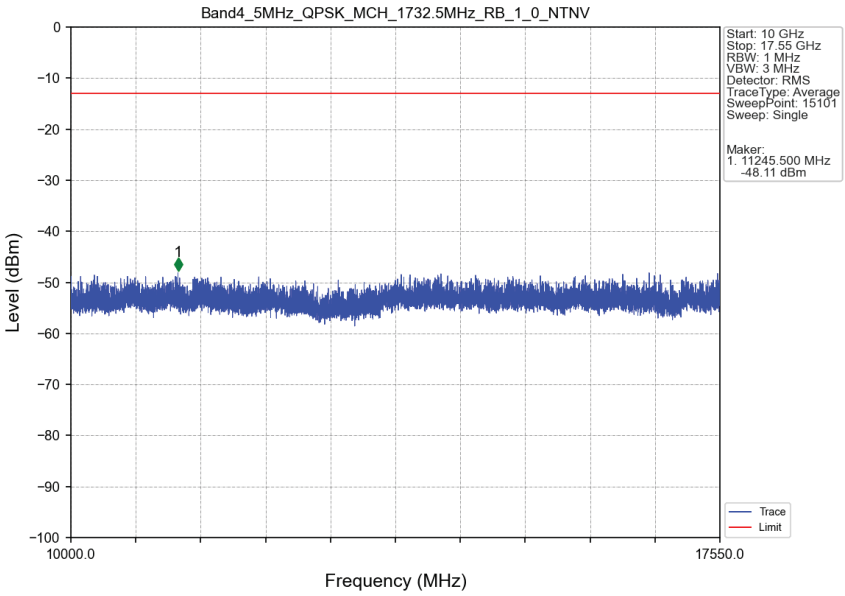

Band4_5MHz_QPSK_HCH_1752.5MHz_RB_1_0_NTNV

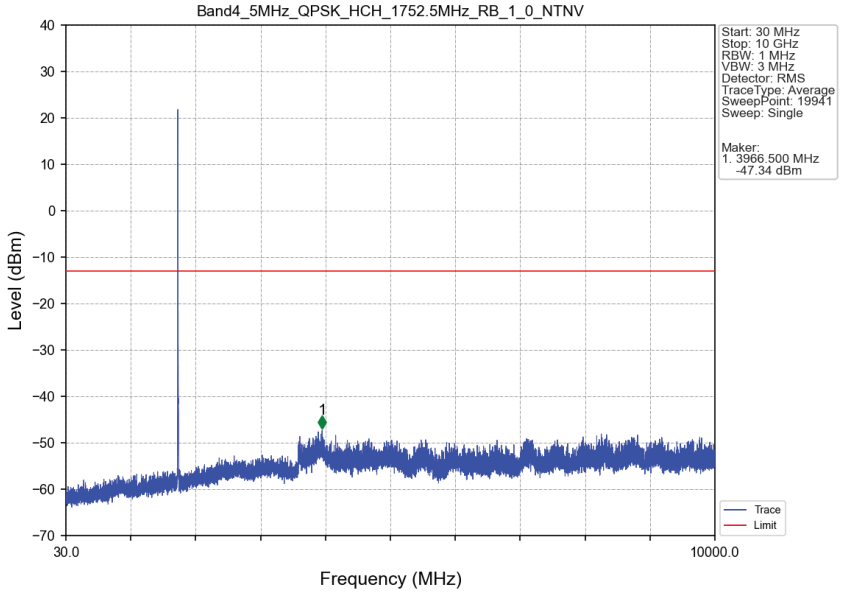

Band4_5MHz_QPSK_HCH_1752.5MHz_RB_1_0_NTNV

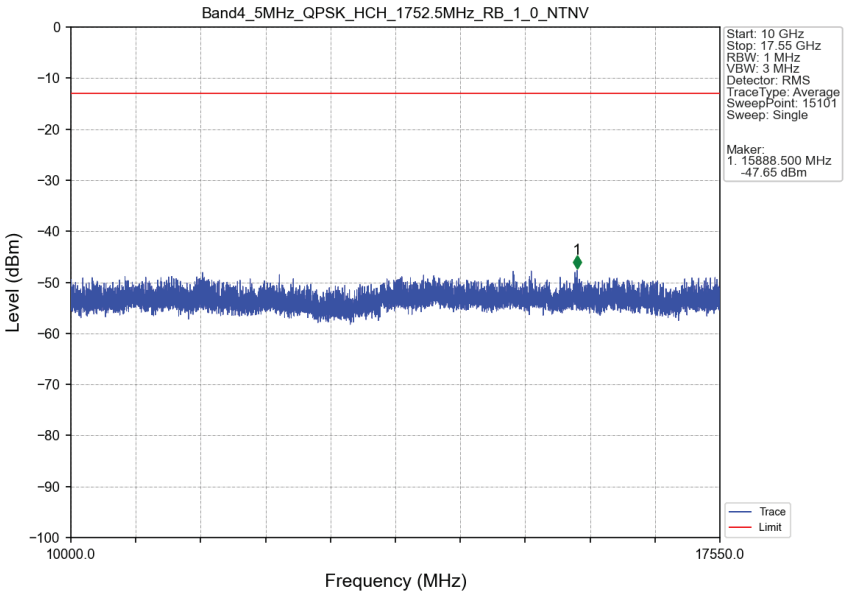

Band4_5MHz_QPSK_HCH_1752.5MHz_RB_1_24_NTNV

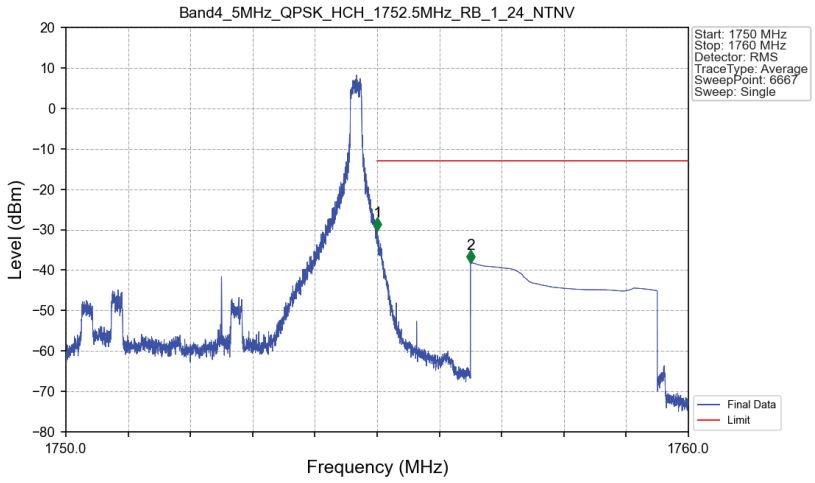

Start (MHz)	Stop (MHz)	RBW (MHz)	Method	Marker No.	Freq (MHz)	Level (dBm)	Limit (dBm)	Result
1750	1755	0.003	/	/	/	/	/	/
1755	1756	0.003	/	1	1755.003	-30.25	-13	Pass
1756	1760	1	CHP	2	1756.500	-38.16	-13	Pass

Band4_5MHz_QPSK_HCH_1752.5MHz_RB_25_0_NTNV

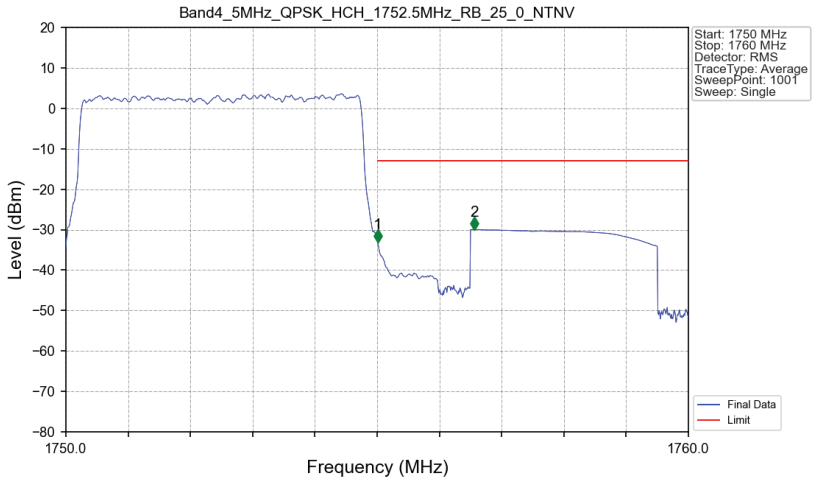

Start (MHz)	Stop (MHz)	RBW (MHz)	Method	Marker No.	Freq (MHz)	Level (dBm)	Limit (dBm)	Result
1750	1755	0.051	CHP	/	/	/	/	/
1755	1756	0.051	CHP	1	1755.010	-33.19	-13	Pass
1756	1760	1	CHP	2	1756.560	-29.96	-13	Pass

5.2.4 B4_10MHz

Band4_10MHz_QPSK_LCH_1715MHz_RB_1_0_NTNV

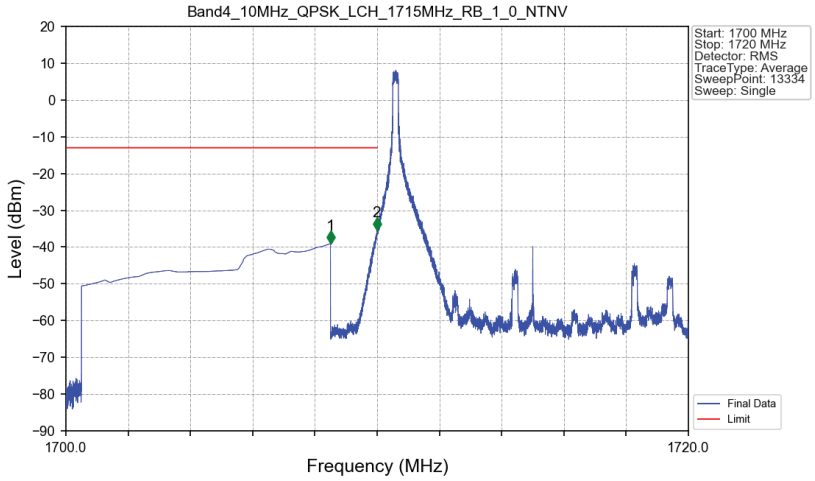

Start (MHz)	Stop (MHz)	RBW (MHz)	Method	Marker No.	Freq (MHz)	Level (dBm)	Limit (dBm)	Result
1700	1709	1	CHP	1	1708.499	-39.08	-13	Pass
1709	1710	0.003	/	2	1709.992	-35.48	-13	Pass
1710	1720	0.003	/	/	/	/	/	/

Band4_10MHz_QPSK_LCH_1715MHz_RB_1_0_NTNV

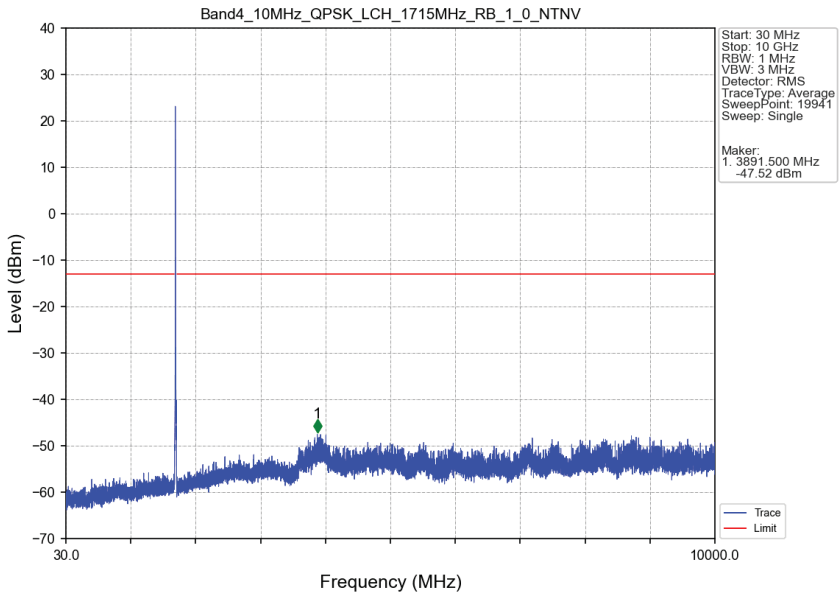

Band4_10MHz_QPSK_LCH_1715MHz_RB_1_0_NTNV

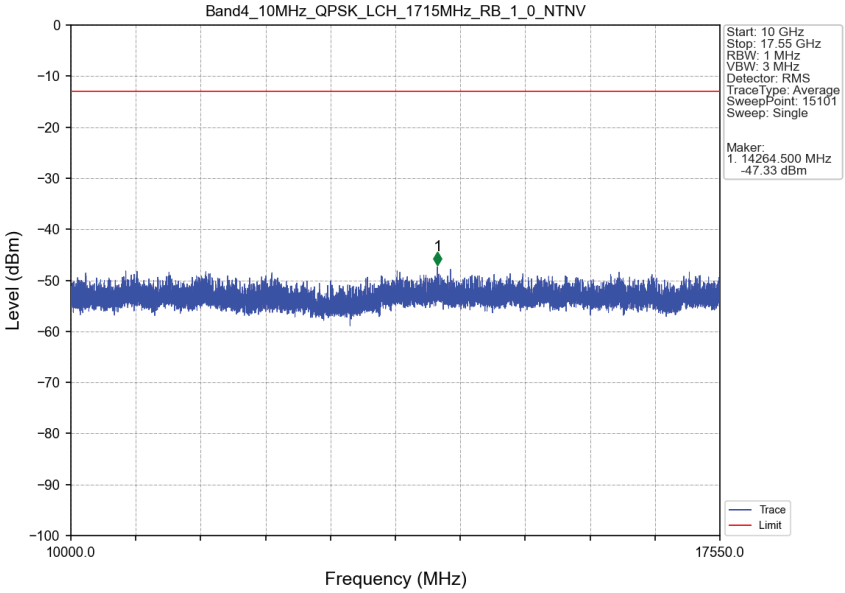

Band4_10MHz_QPSK_LCH_1715MHz_RB_50_0_NTNV

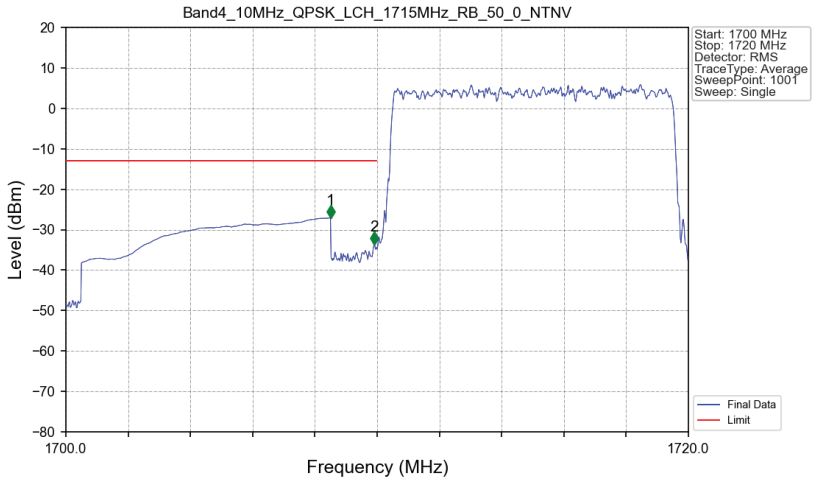

Start (MHz)	Stop (MHz)	RBW (MHz)	Method	Marker No.	Freq (MHz)	Level (dBm)	Limit (dBm)	Result
1700	1709	1	CHP	1	1708.500	-27.10	-13	Pass
1709	1710	0.1	/	2	1709.900	-33.72	-13	Pass
1710	1720	0.1	/	/	/	/	/	/

Band4_10MHz_QPSK_MCH_1732.5MHz_RB_1_0_NTNV

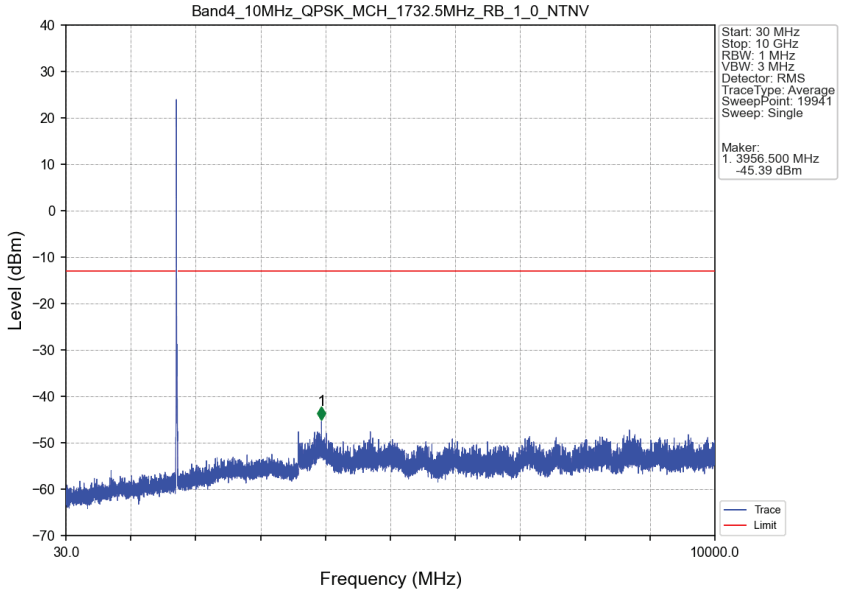

Band4_10MHz_QPSK_MCH_1732.5MHz_RB_1_0_NTNV

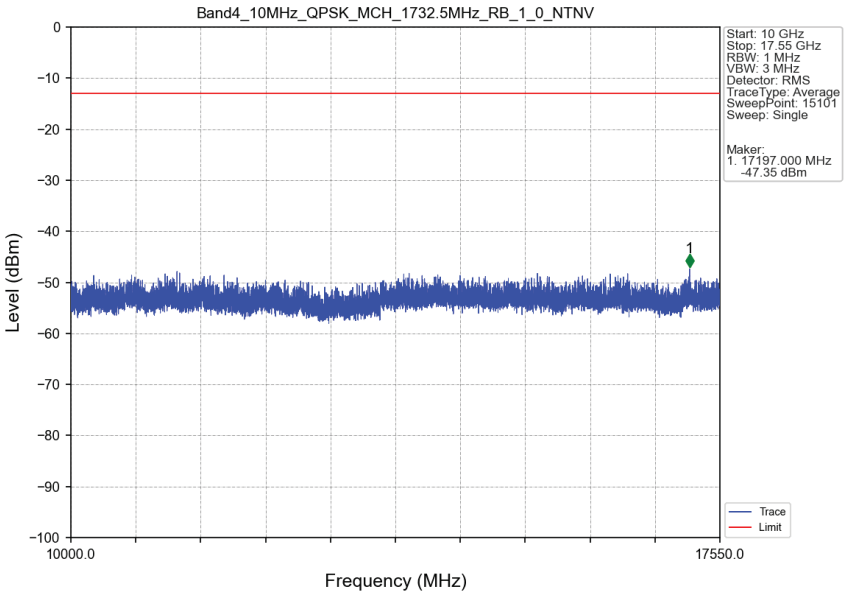

Band4_10MHz_QPSK_HCH_1750MHz_RB_1_0_NTNV

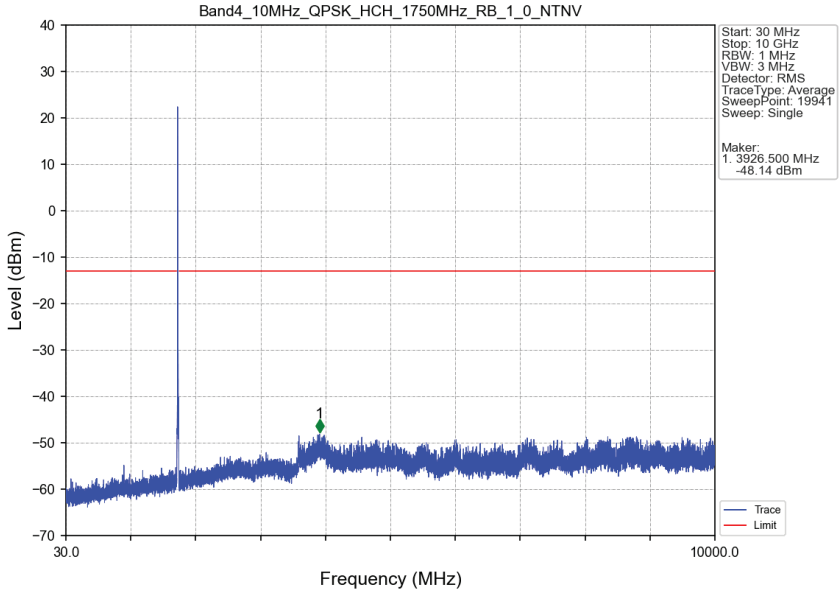

Band4_10MHz_QPSK_HCH_1750MHz_RB_1_0_NTNV

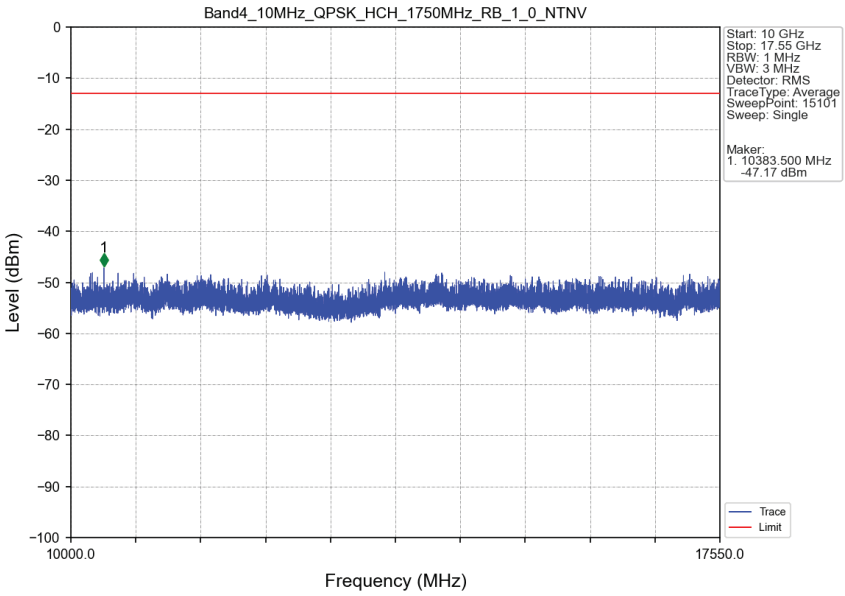

Band4_10MHz_QPSK_HCH_1750MHz_RB_1_49_NTNV

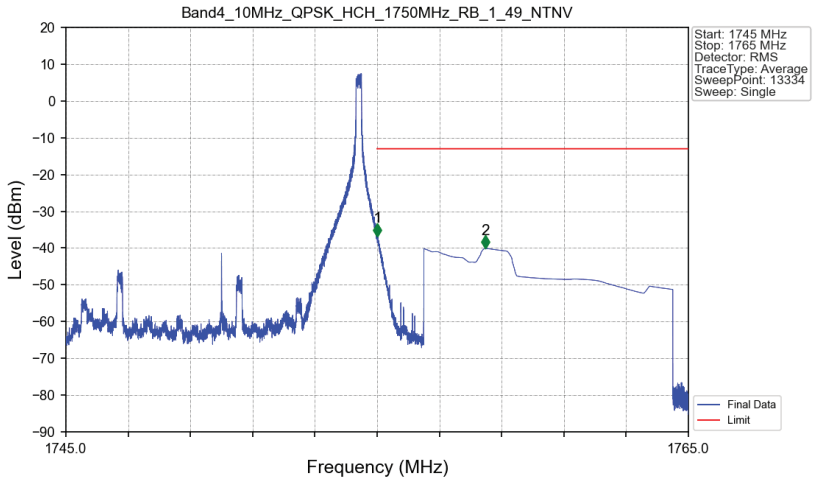

Start (MHz)	Stop (MHz)	RBW (MHz)	Method	Marker No.	Freq (MHz)	Level (dBm)	Limit (dBm)	Result
1745	1755	0.003	/	/	/	/	/	/
1755	1756	0.003	/	1	1755.005	-36.74	-13	Pass
1756	1765	1	CHP	2	1758.475	-40.10	-13	Pass

Band4_10MHz_QPSK_HCH_1750MHz_RB_50_0_NTNV

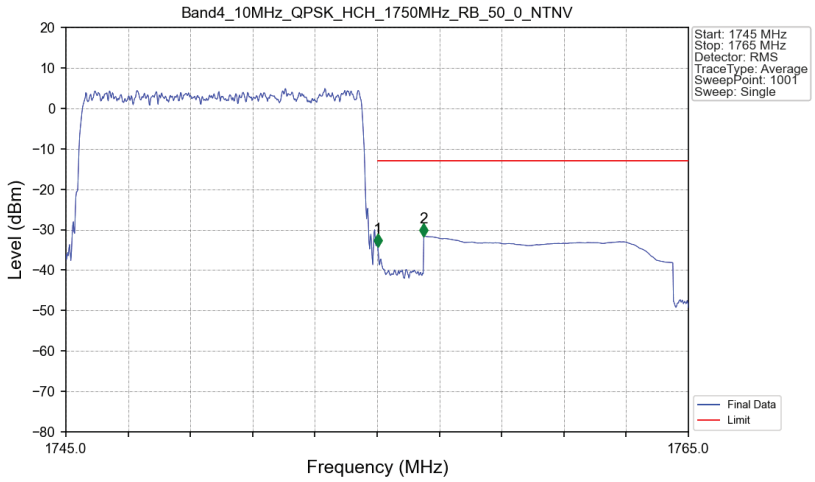

Start (MHz)	Stop (MHz)	RBW (MHz)	Method	Marker No.	Freq (MHz)	Level (dBm)	Limit (dBm)	Result
1745	1755	0.1	/	/	/	/	/	/
1755	1756	0.1	/	1	1755.020	-34.17	-13	Pass
1756	1765	1	CHP	2	1756.500	-31.61	-13	Pass

5.2.5 B4_15MHz

Band4_15MHz_QPSK_LCH_1717.5MHz_RB_1_0_NTNV

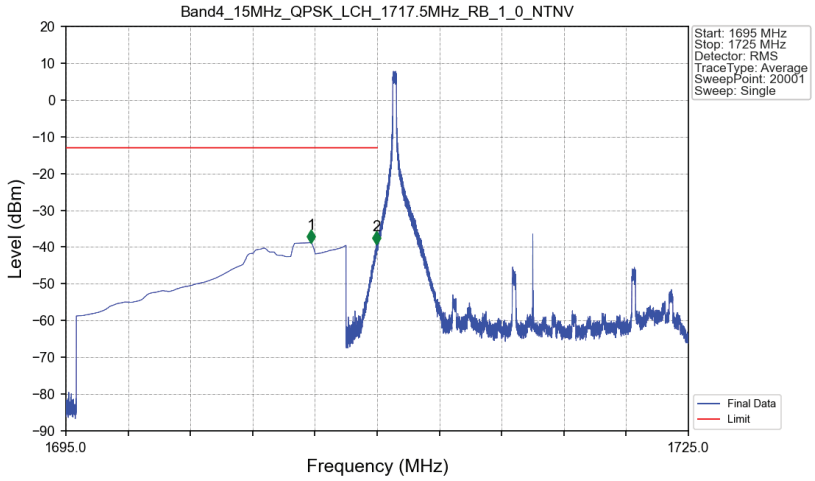

Start (MHz)	Stop (MHz)	RBW (MHz)	Method	Marker No.	Freq (MHz)	Level (dBm)	Limit (dBm)	Result
1695	1709	1	CHP	1	1706.812	-38.80	-13	Pass
1709	1710	0.003	/	2	1709.959	-39.30	-13	Pass
1710	1725	0.003	/	/	/	/	/	/

Band4_15MHz_QPSK_LCH_1717.5MHz_RB_1_0_NTNV

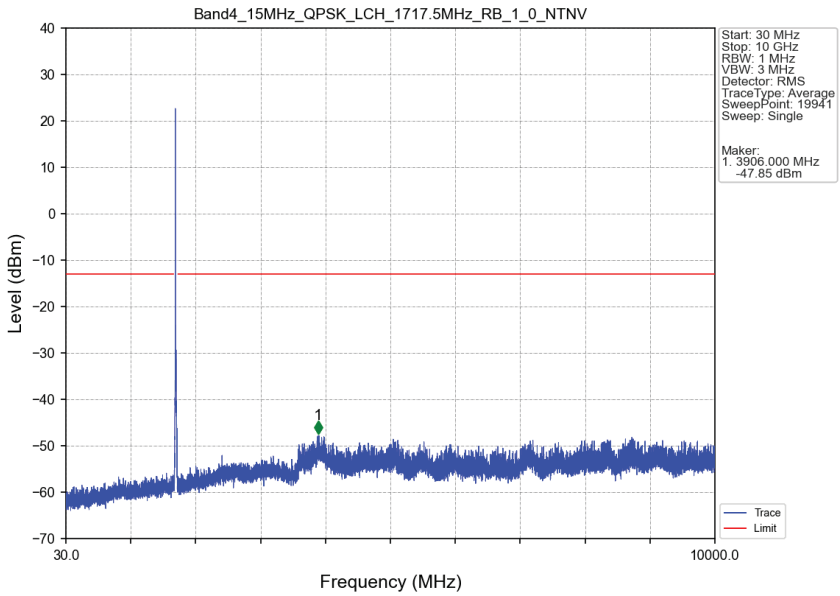

Band4_15MHz_QPSK_LCH_1717.5MHz_RB_1_0_NTNV

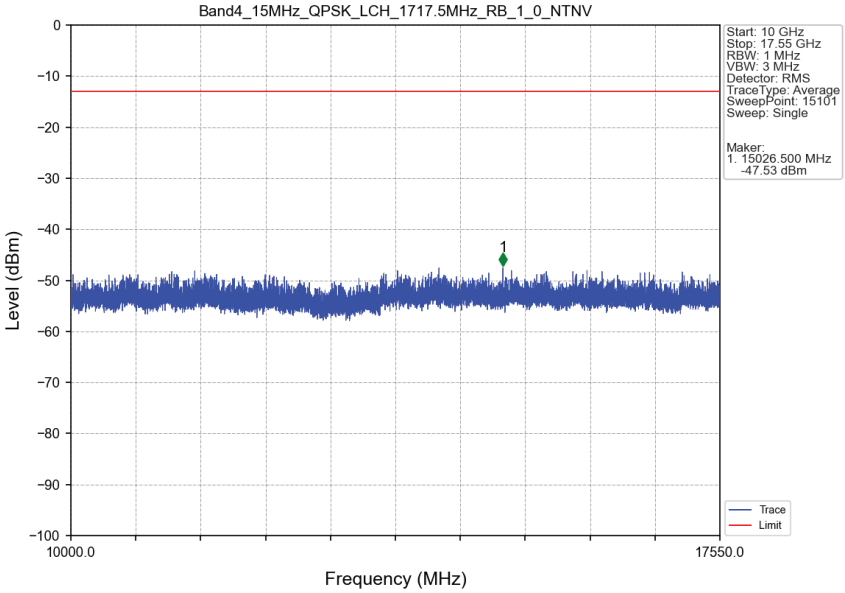

Band4_15MHz_QPSK_LCH_1717.5MHz_RB_75_0_NTNV

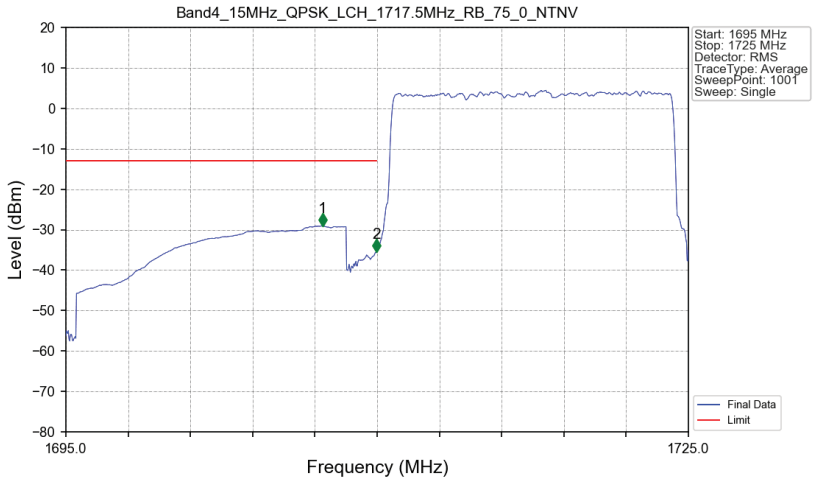

Start (MHz)	Stop (MHz)	RBW (MHz)	Method	Marker No.	Freq (MHz)	Level (dBm)	Limit (dBm)	Result
1695	1709	1	CHP	1	1707.360	-29.06	-13	Pass
1709	1710	0.149	CHP	2	1709.970	-35.55	-13	Pass
1710	1725	0.149	CHP	/	/	/	/	/

Band4_15MHz_QPSK_MCH_1732.5MHz_RB_1_0_NTNV

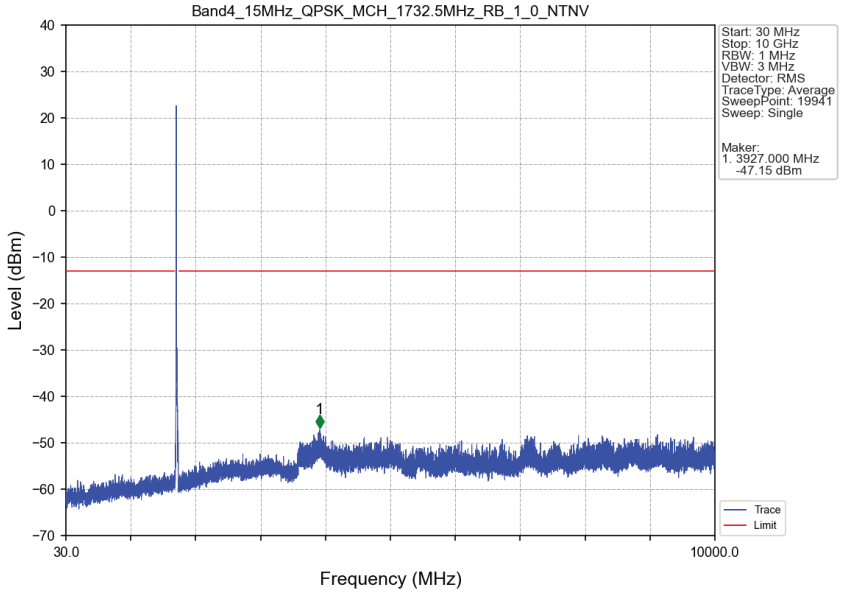

Band4_15MHz_QPSK_MCH_1732.5MHz_RB_1_0_NTNV

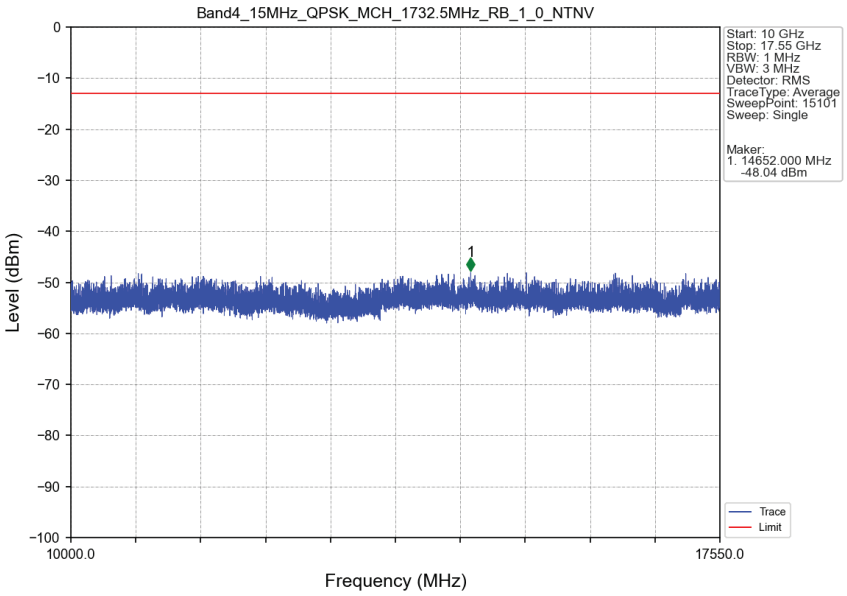

Band4_15MHz_QPSK_HCH_1747.5MHz_RB_1_0_NTNV

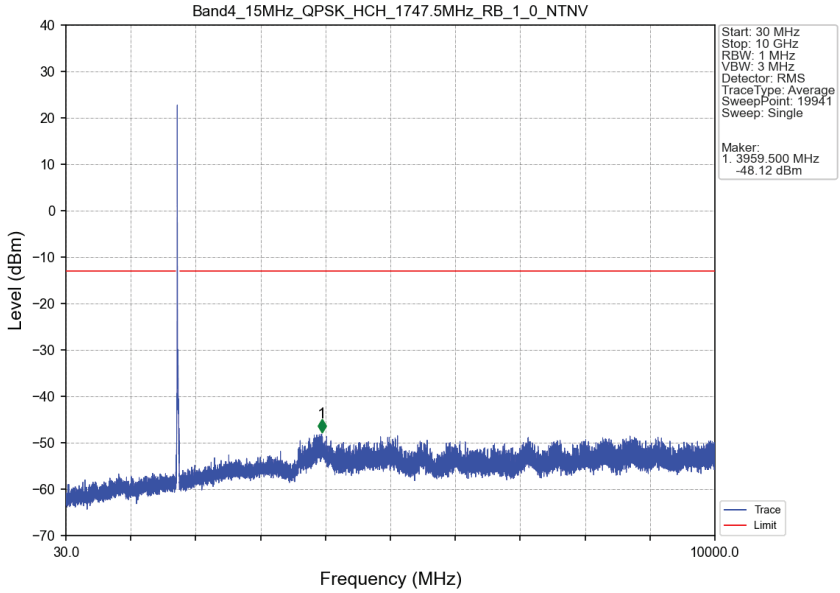

Band4_15MHz_QPSK_HCH_1747.5MHz_RB_1_0_NTNV

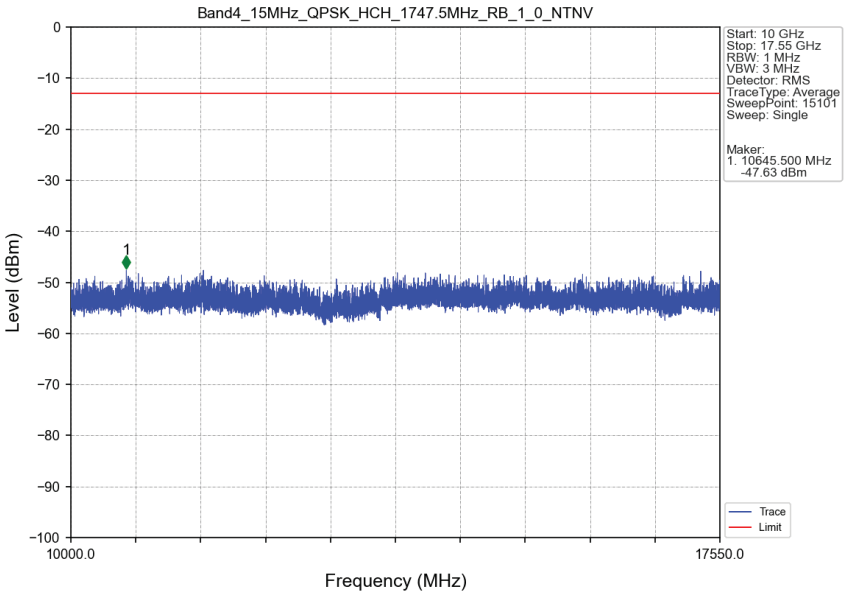

Band4_15MHz_QPSK_HCH_1747.5MHz_RB_1_74_NTNV

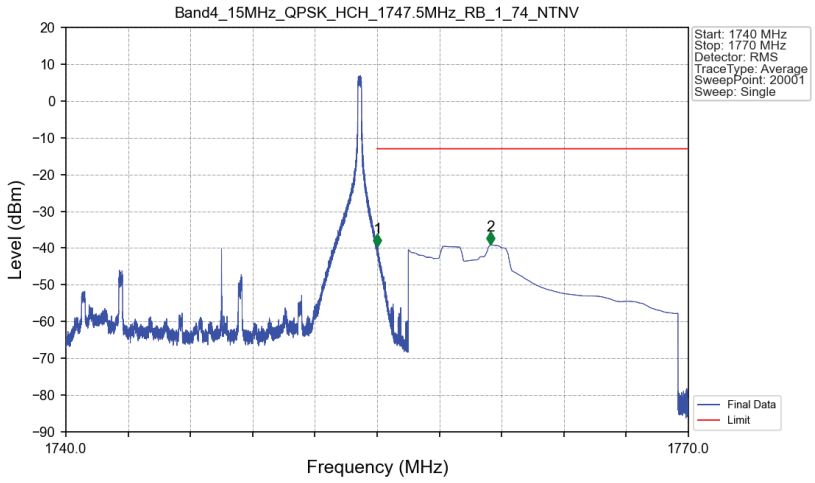

Start (MHz)	Stop (MHz)	RBW (MHz)	Method	Marker No.	Freq (MHz)	Level (dBm)	Limit (dBm)	Result
1740	1755	0.003	/	/	/	/	/	/
1755	1756	0.003	/	1	1755.006	-39.62	-13	Pass
1756	1770	1	CHP	2	1760.475	-39.12	-13	Pass

Band4_15MHz_QPSK_HCH_1747.5MHz_RB_75_0_NTNV

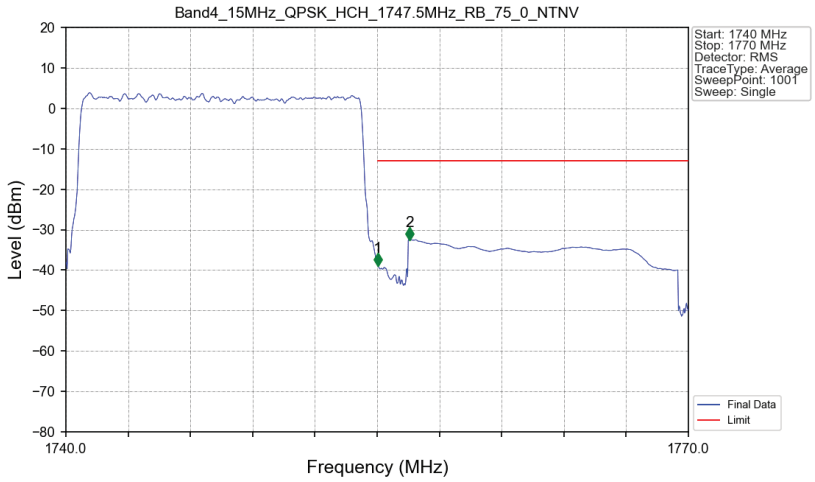

Start (MHz)	Stop (MHz)	RBW (MHz)	Method	Marker No.	Freq (MHz)	Level (dBm)	Limit (dBm)	Result
1740	1755	0.149	CHP	/	/	/	/	/
1755	1756	0.149	CHP	1	1755.030	-38.93	-13	Pass
1756	1770	1	CHP	2	1756.560	-32.51	-13	Pass

5.2.6 B4_20MHz

Band4_20MHz_QPSK_LCH_1720MHz_RB_1_0_NTNV

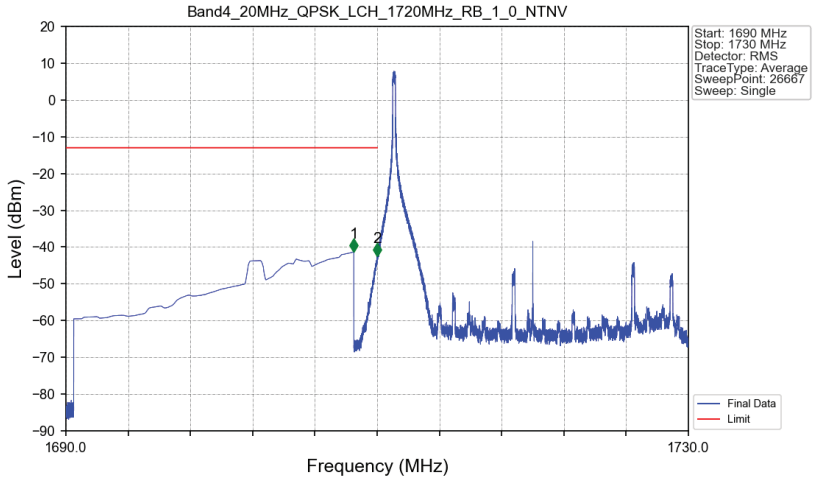

Start (MHz)	Stop (MHz)	RBW (MHz)	Method	Marker No.	Freq (MHz)	Level (dBm)	Limit (dBm)	Result
1690	1709	1	CHP	1	1708.500	-41.23	-13	Pass
1709	1710	0.003	/	2	1709.994	-42.41	-13	Pass
1710	1730	0.003	/	/	/	/	/	/

Band4_20MHz_QPSK_LCH_1720MHz_RB_1_0_NTNV

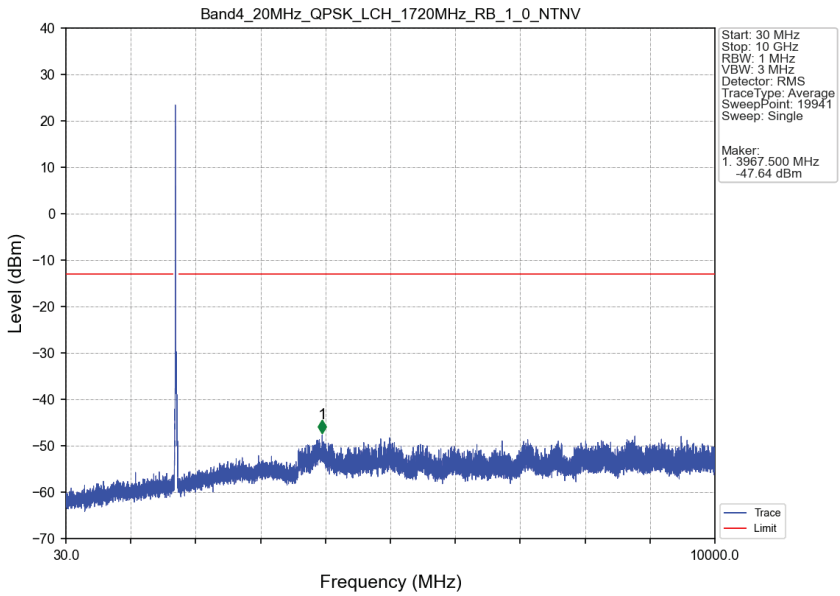

Band4_20MHz_QPSK_LCH_1720MHz_RB_1_0_NTNV

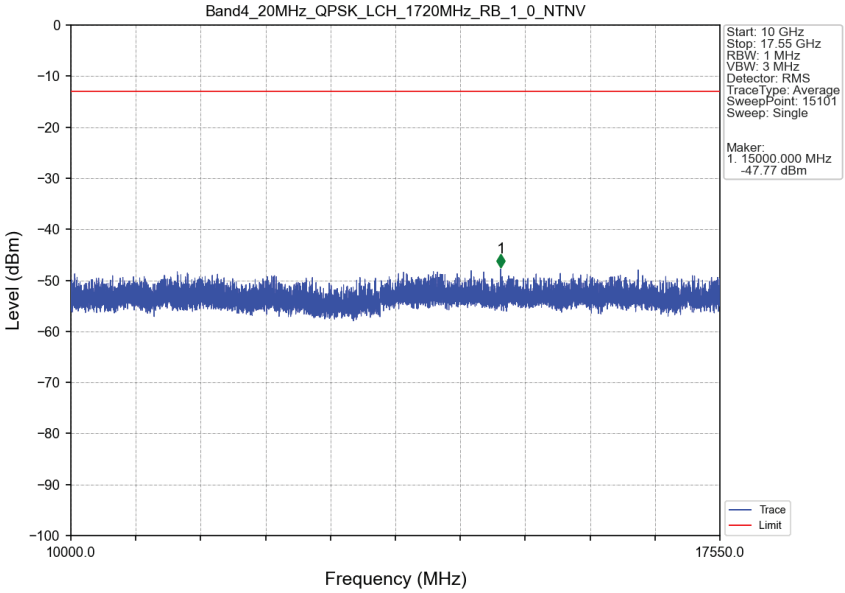

Band4_20MHz_QPSK_LCH_1720MHz_RB_100_0_NTNV

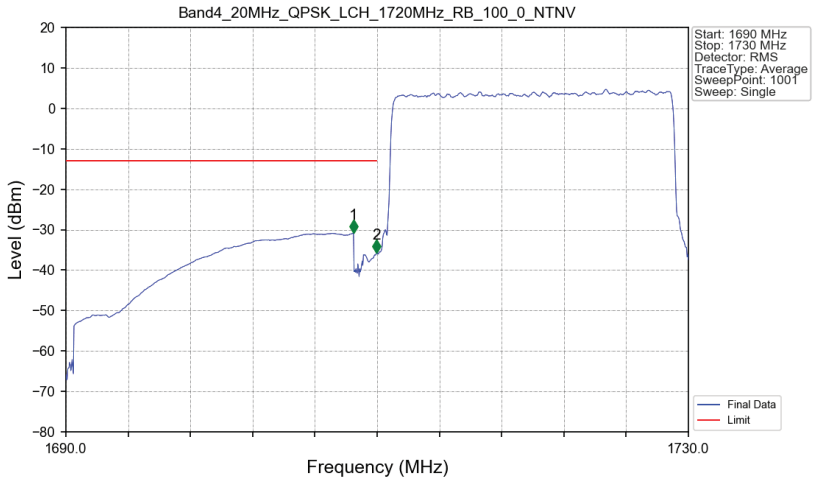

Start (MHz)	Stop (MHz)	RBW (MHz)	Method	Marker No.	Freq (MHz)	Level (dBm)	Limit (dBm)	Result
1690	1709	1	CHP	1	1708.480	-30.79	-13	Pass
1709	1710	0.196	CHP	2	1709.960	-35.64	-13	Pass
1710	1730	0.196	CHP	/	/	/	/	/

Band4_20MHz_QPSK_MCH_1732.5MHz_RB_1_0_NTNV

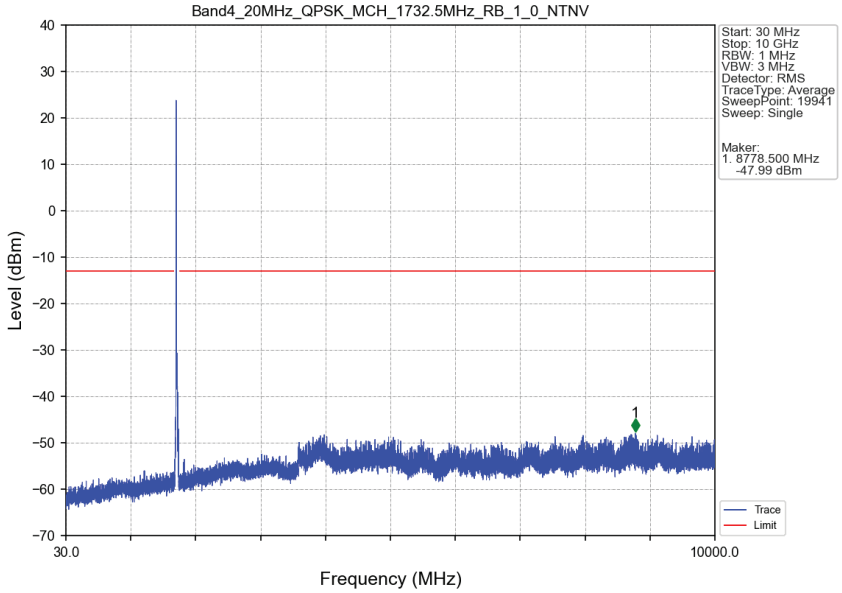

Band4_20MHz_QPSK_MCH_1732.5MHz_RB_1_0_NTNV

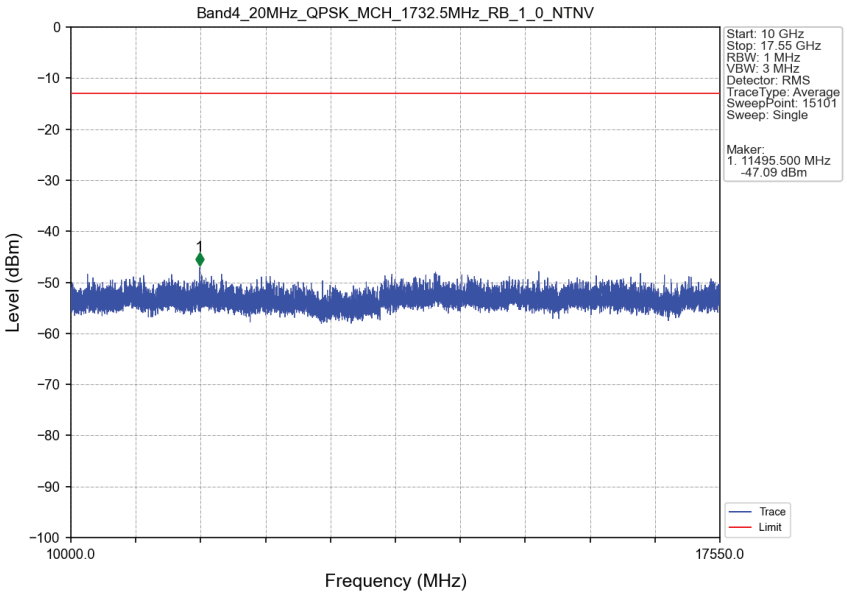

Band4_20MHz_QPSK_HCH_1745MHz_RB_1_0_NTNV

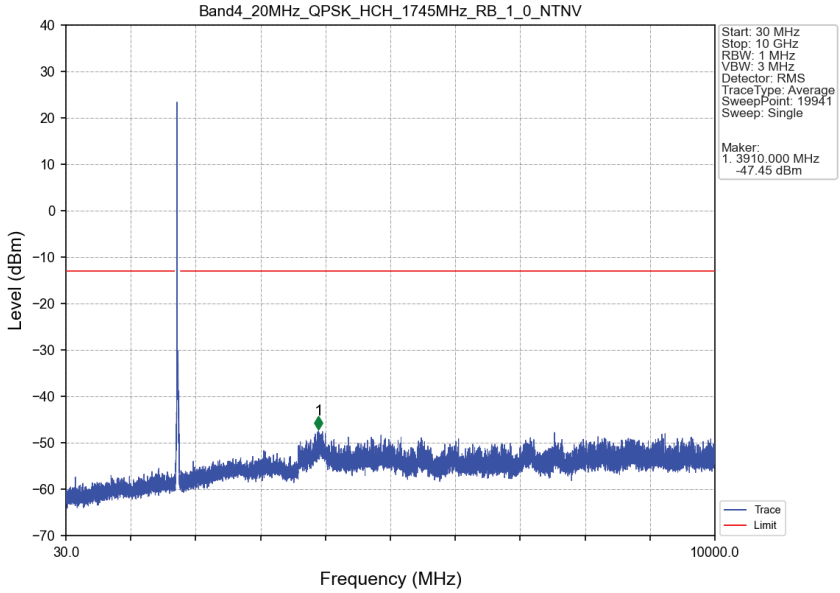

Band4_20MHz_QPSK_HCH_1745MHz_RB_1_0_NTNV

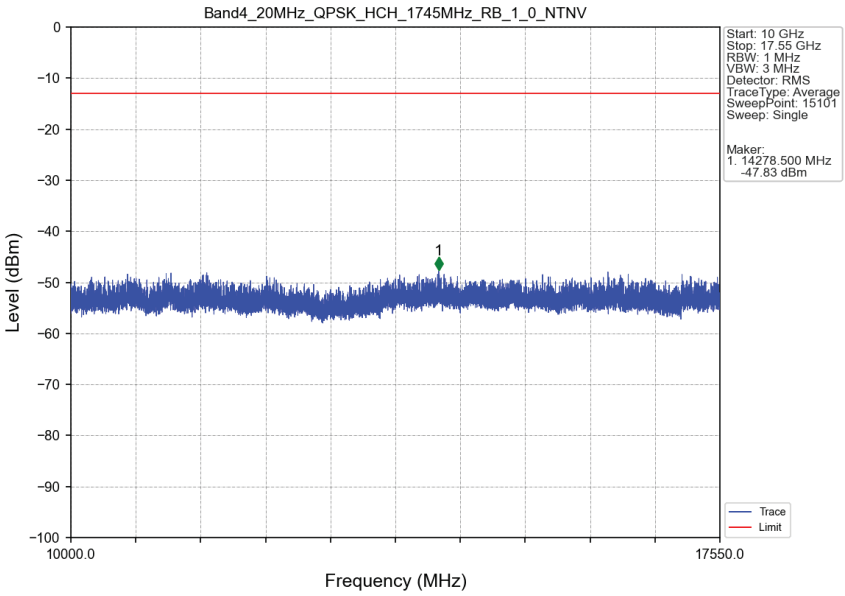

Band4_20MHz_QPSK_HCH_1745MHz_RB_1_99_NTNV

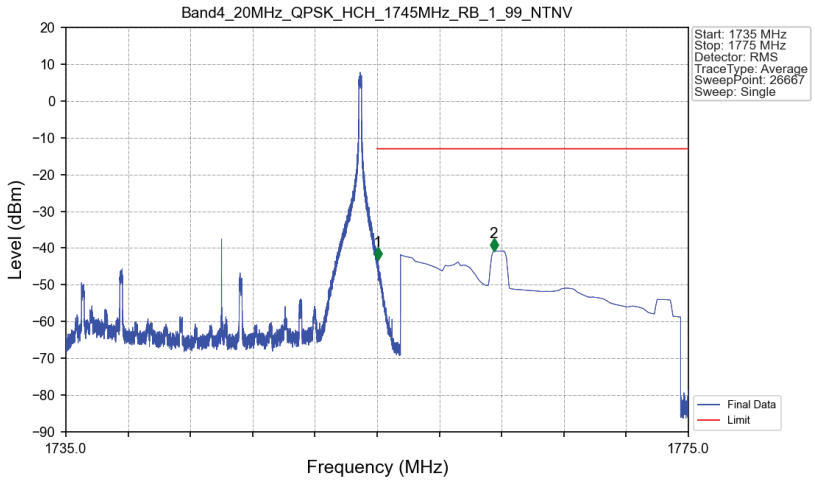

Start (MHz)	Stop (MHz)	RBW (MHz)	Method	Marker No.	Freq (MHz)	Level (dBm)	Limit (dBm)	Result
1735	1755	0.003	/	/	/	/	/	/
1755	1756	0.003	/	1	1755.048	-43.25	-13	Pass
1756	1775	1	CHP	2	1762.494	-40.83	-13	Pass

Band4_20MHz_QPSK_HCH_1745MHz_RB_100_0_NTNV

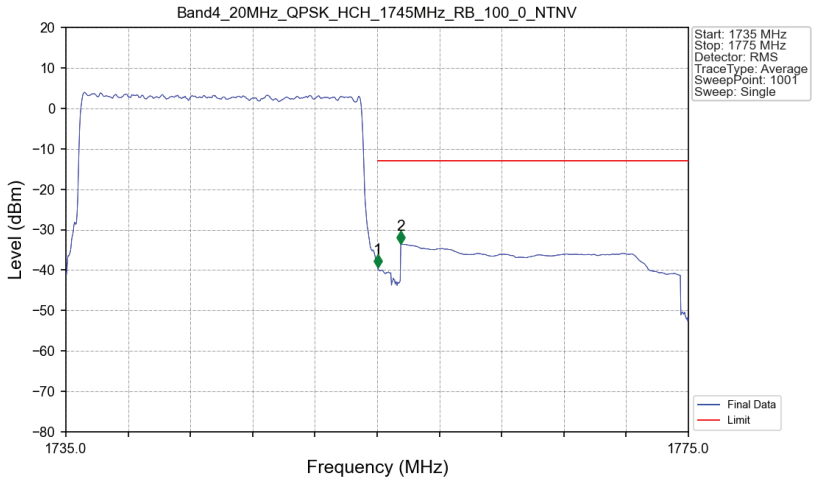

Start (MHz)	Stop (MHz)	RBW (MHz)	Method	Marker No.	Freq (MHz)	Level (dBm)	Limit (dBm)	Result
1735	1755	0.198	CHP	/	/	/	/	/
1755	1756	0.198	CHP	1	1755.040	-39.34	-13	Pass
1756	1775	1	CHP	2	1756.520	-33.52	-13	Pass

6. Field Strength of Spurious Radiation

LTE Band 4-Low channel, Modulation: QPSK, Bandwidth:20MHz, 1RB#0								
Frequency (MHz)	EIRP (dBm)	Limit (dBm)	Over Limit (dB)	S.G. Power (dBm)	Cable Loss (dB)	Antenna Gain (dBi)	Polarization (H/V)	Result
3422.0	-59.46	-13	-46.46	-64.08	3.36	7.98	Horizontal	Pass
5133.0	-53.94	-13	-40.94	-59.55	4.61	10.22	Horizontal	Pass
6844.0	-55.49	-13	-42.49	-61.52	4.9	10.93	Horizontal	Pass
3422.0	-58.6	-13	-45.6	-63.22	3.36	7.98	Vertical	Pass
5133.0	-55.1	-13	-42.1	-60.71	4.61	10.22	Vertical	Pass
6844.0	-55.79	-13	-42.79	-61.82	4.9	10.93	Vertical	Pass

LTE Band 4-Middle channel, Modulation: QPSK, Bandwidth:20MHz, 1RB#0								
Frequency (MHz)	EIRP (dBm)	Limit (dBm)	Over Limit (dB)	S.G. Power (dBm)	Cable Loss (dB)	Antenna Gain (dBi)	Polarization (H/V)	Result
3447.0	-58.64	-13	-45.64	-63.31	3.37	8.04	Horizontal	Pass
5170.5	-53.07	-13	-40.07	-58.7	4.62	10.25	Horizontal	Pass
6894.0	-55.52	-13	-42.52	-61.61	4.9	10.99	Horizontal	Pass
3447.0	-58.29	-13	-45.29	-62.96	3.37	8.04	Vertical	Pass
5170.5	-53.98	-13	-40.98	-59.61	4.62	10.25	Vertical	Pass
6894.0	-55.23	-13	-42.23	-61.32	4.9	10.99	Vertical	Pass

LTE Band 4-High channel, Modulation: QPSK, Bandwidth:20MHz, 1RB#0								
Frequency (MHz)	EIRP (dBm)	Limit (dBm)	Over Limit (dB)	S.G. Power (dBm)	Cable Loss (dB)	Antenna Gain (dBi)	Polarization (H/V)	Result
3472.0	-57.47	-13	-44.47	-62.18	3.39	8.1	Horizontal	Pass
5208.0	-55.1	-13	-42.1	-60.73	4.64	10.27	Horizontal	Pass
6944.0	-55.01	-13	-42.01	-61.16	4.91	11.06	Horizontal	Pass
3472.0	-57.64	-13	-44.64	-62.35	3.39	8.1	Vertical	Pass
5208.0	-53.98	-13	-40.98	-59.61	4.64	10.27	Vertical	Pass
6944.0	-54.96	-13	-41.96	-61.11	4.91	11.06	Vertical	Pass

CA_4A_5A-Low channel								
Frequency (MHz)	EIRP (dBm)	Limit (dBm)	Over Limit (dB)	S.G. Power (dBm)	Cable Loss (dB)	Antenna Gain (dBi)	Polarization (H/V)	Result
1649.0	-63.45	-13	-50.45	-66.33	2.62	5.5	Horizontal	Pass
2473.5	-59.64	-13	-46.64	-62.34	3.06	5.76	Horizontal	Pass
3298.0	-57.23	-13	-44.23	-61.59	3.3	7.66	Horizontal	Pass
1649.0	-63.21	-13	-50.21	-66.09	2.62	5.5	Vertical	Pass
2473.5	-60.8	-13	-47.8	-63.5	3.06	5.76	Vertical	Pass
3298.0	-57.97	-13	-44.97	-62.33	3.3	7.66	Vertical	Pass

CA_4A_5A-Middle channel								
Frequency (MHz)	EIRP (dBm)	Limit (dBm)	Over Limit (dB)	S.G. Power (dBm)	Cable Loss (dB)	Antenna Gain (dBi)	Polarization (H/V)	Result
1664.0	-62.13	-13	-49.13	-64.97	2.63	5.47	Horizontal	Pass
2496.0	-60.62	-13	-47.62	-63.35	3.08	5.81	Horizontal	Pass
3328.0	-57.93	-13	-44.93	-62.36	3.31	7.74	Horizontal	Pass
1664.0	-62.44	-13	-49.44	-65.28	2.63	5.47	Vertical	Pass
2496.0	-61.54	-13	-48.54	-64.27	3.08	5.81	Vertical	Pass
3328.0	-57.91	-13	-44.91	-62.34	3.31	7.74	Vertical	Pass

CA_4A_5A-High channel								
Frequency (MHz)	EIRP (dBm)	Limit (dBm)	Over Limit (dB)	S.G. Power (dBm)	Cable Loss (dB)	Antenna Gain (dBi)	Polarization (H/V)	Result
1679.0	-63.57	-13	-50.57	-66.37	2.63	5.43	Horizontal	Pass
2518.5	-62.65	-13	-49.65	-65.43	3.08	5.86	Horizontal	Pass
3358.0	-57.75	-13	-44.75	-62.24	3.33	7.82	Horizontal	Pass
1679.0	-62.45	-13	-49.45	-65.25	2.63	5.43	Vertical	Pass
2518.5	-61.59	-13	-48.59	-64.37	3.08	5.86	Vertical	Pass
3358.0	-58.43	-13	-45.43	-62.92	3.33	7.82	Vertical	Pass

CA_4A_7A-Low channel								
Frequency (MHz)	EIRP (dBm)	Limit (dBm)	Over Limit (dB)	S.G. Power (dBm)	Cable Loss (dB)	Antenna Gain (dBi)	Polarization (H/V)	Result
5002.0	-52.89	-25	-27.89	-58.46	4.57	10.14	Horizontal	Pass
7503.0	-55.58	-25	-30.58	-62.38	4.94	11.74	Horizontal	Pass
10004.0	-53.66	-25	-28.66	-61.23	5.46	13.03	Horizontal	Pass
5002.0	-54.24	-25	-29.24	-59.81	4.57	10.14	Vertical	Pass
7503.0	-56.31	-25	-31.31	-63.11	4.94	11.74	Vertical	Pass
10004.0	-53.91	-25	-28.91	-61.48	5.46	13.03	Vertical	Pass

CA_4A_7A-Middle channel								
Frequency (MHz)	EIRP (dBm)	Limit (dBm)	Over Limit (dB)	S.G. Power (dBm)	Cable Loss (dB)	Antenna Gain (dBi)	Polarization (H/V)	Result
5052.0	-52.84	-25	-27.84	-58.42	4.59	10.17	Horizontal	Pass
7578.0	-55.76	-25	-30.76	-62.64	4.95	11.83	Horizontal	Pass
10104.0	-54.33	-25	-29.33	-61.9	5.48	13.05	Horizontal	Pass
5052.0	-54.95	-25	-29.95	-60.53	4.59	10.17	Vertical	Pass
7578.0	-58.07	-25	-33.07	-64.95	4.95	11.83	Vertical	Pass
10104.0	-54.2	-25	-29.2	-61.77	5.48	13.05	Vertical	Pass

CA_4A_7A-High channel								
Frequency (MHz)	EIRP (dBm)	Limit (dBm)	Over Limit (dB)	S.G. Power (dBm)	Cable Loss (dB)	Antenna Gain (dBi)	Polarization (H/V)	Result
5102.0	-51.95	-25	-26.95	-57.55	4.6	10.2	Horizontal	Pass
7653.0	-55.46	-25	-30.46	-62.43	4.95	11.92	Horizontal	Pass
10204.0	-51.43	-25	-26.43	-59.01	5.49	13.07	Horizontal	Pass
5102.0	-53.51	-25	-28.51	-59.11	4.6	10.2	Vertical	Pass
7653.0	-56.49	-25	-31.49	-63.46	4.95	11.92	Vertical	Pass
10204.0	-52.29	-25	-27.29	-59.87	5.49	13.07	Vertical	Pass