1. Effective (Isotropic) Radiated Power Output Data

1.1 Test Result

1.1.1 B7_5MHz_EIRP

Band: 7 / Bandwidth: 5MHz / NTNV								
Modulation	Frequency (MHz)	RB Allocation		Conducted Power (dBm)	Gain (dBi)	EIRP (dBm)		Verdict
		Size	Offset			Result	Limit	
QPSK	2502.5	1	0	22.87	-2.70	20.17	<=33.01	Pass
			13	22.79	-2.70	20.09	<=33.01	Pass
			24	22.80	-2.70	20.10	<=33.01	Pass
		12	0	21.79	-2.70	19.09	<=33.01	Pass
			6	21.80	-2.70	19.10	<=33.01	Pass
			13	21.80	-2.70	19.10	<=33.01	Pass
		25	0	21.81	-2.70	19.11	<=33.01	Pass
	2535	1	0	22.79	-2.70	20.09	<=33.01	Pass
			13	22.81	-2.70	20.11	<=33.01	Pass
			24	22.68	-2.70	19.98	<=33.01	Pass
		12	0	21.76	-2.70	19.06	<=33.01	Pass
			6	21.74	-2.70	19.04	<=33.01	Pass
			13	21.69	-2.70	18.99	<=33.01	Pass
		25	0	21.75	-2.70	19.05	<=33.01	Pass
	2567.5	1	0	23.31	-2.70	20.61	<=33.01	Pass
			13	23.33	-2.70	20.63	<=33.01	Pass
			24	23.27	-2.70	20.57	<=33.01	Pass
		12	0	22.48	-2.70	19.78	<=33.01	Pass
			6	22.42	-2.70	19.72	<=33.01	Pass
			13	22.34	-2.70	19.64	<=33.01	Pass
		25	0	22.39	-2.70	19.69	<=33.01	Pass
16QAM	2502.5	1	0	21.80	-2.70	19.10	<=33.01	Pass
			13	21.64	-2.70	18.94	<=33.01	Pass
			24	21.68	-2.70	18.98	<=33.01	Pass
		12	0	20.81	-2.70	18.11	<=33.01	Pass
			6	20.59	-2.70	17.89	<=33.01	Pass
			13	20.69	-2.70	17.99	<=33.01	Pass
		25	0	20.82	-2.70	18.12	<=33.01	Pass
	2535	1	0	21.97	-2.70	19.27	<=33.01	Pass
			13	22.00	-2.70	19.30	<=33.01	Pass
			24	21.86	-2.70	19.16	<=33.01	Pass
		12	0	20.75	-2.70	18.05	<=33.01	Pass
			6	20.75	-2.70	18.05	<=33.01	Pass
			13	20.69	-2.70	17.99	<=33.01	Pass
		25	0	20.71	-2.70	18.01	<=33.01	Pass
	2567.5	1	0	22.48	-2.70	19.78	<=33.01	Pass
			13	21.79	-2.70	19.09	<=33.01	Pass
			24	22.42	-2.70	19.72	<=33.01	Pass
		12	0	21.42	-2.70	18.72	<=33.01	Pass
			6	21.33	-2.70	18.63	<=33.01	Pass
			13	21.36	-2.70	18.66	<=33.01	Pass
		25	0	21.42	-2.70	18.72	<=33.01	Pass
64QAM	2502.5	1	0	20.92	-2.70	18.22	<=33.01	Pass
			13	20.77	-2.70	18.07	<=33.01	Pass
			24	20.71	-2.70	18.01	<=33.01	Pass
		12	0	19.70	-2.70	17.00	<=33.01	Pass
			6	19.81	-2.70	17.11	<=33.01	Pass
			13	19.84	-2.70	17.14	<=33.01	Pass
		25	0	19.76	-2.70	17.06	<=33.01	Pass

	2535	1	0	20.92	-2.70	18.22	<=33.01	Pass
			13	20.87	-2.70	18.17	<=33.01	Pass
			24	20.76	-2.70	18.06	<=33.01	Pass
		12	0	19.81	-2.70	17.11	<=33.01	Pass
			6	19.73	-2.70	17.03	<=33.01	Pass
			13	19.68	-2.70	16.98	<=33.01	Pass
		25	0	19.67	-2.70	16.97	<=33.01	Pass
	2567.5	1	0	21.66	-2.70	18.96	<=33.01	Pass
			13	21.41	-2.70	18.71	<=33.01	Pass
			24	21.48	-2.70	18.78	<=33.01	Pass
		12	0	20.41	-2.70	17.71	<=33.01	Pass
			6	20.45	-2.70	17.75	<=33.01	Pass
			13	20.40	-2.70	17.70	<=33.01	Pass
		25	0	20.43	-2.70	17.73	<=33.01	Pass
Note1: EIRP=Conducted Power+Antenna Gain								

1.1.2 B7_10MHz_EIRP

Band: 7 / Bandwidth: 10MHz / NTNV								
Modulation	Frequency (MHz)	RB Allocation		Conducted Power (dBm)	Gain (dBi)	EIRP (dBm)		Verdict
		Size	Offset			Result	Limit	
QPSK	2505	1	0	22.76	-2.70	20.06	<=33.01	Pass
			25	22.70	-2.70	20.00	<=33.01	Pass
			49	22.80	-2.70	20.10	<=33.01	Pass
		25	0	21.77	-2.70	19.07	<=33.01	Pass
			13	21.77	-2.70	19.07	<=33.01	Pass
			25	21.76	-2.70	19.06	<=33.01	Pass
		50	0	21.78	-2.70	19.08	<=33.01	Pass
	2535	1	0	22.80	-2.70	20.10	<=33.01	Pass
			25	22.72	-2.70	20.02	<=33.01	Pass
			49	22.65	-2.70	19.95	<=33.01	Pass
		25	0	21.81	-2.70	19.11	<=33.01	Pass
			13	21.71	-2.70	19.01	<=33.01	Pass
			25	21.72	-2.70	19.02	<=33.01	Pass
		50	0	21.71	-2.70	19.01	<=33.01	Pass
	2565	1	0	23.54	-2.70	20.84	<=33.01	Pass
			25	23.39	-2.70	20.69	<=33.01	Pass
			49	23.26	-2.70	20.56	<=33.01	Pass
		25	0	22.53	-2.70	19.83	<=33.01	Pass
			13	22.45	-2.70	19.75	<=33.01	Pass
			25	22.38	-2.70	19.68	<=33.01	Pass
		50	0	22.42	-2.70	19.72	<=33.01	Pass
16QAM	2505	1	0	22.04	-2.70	19.34	<=33.01	Pass
			25	21.98	-2.70	19.28	<=33.01	Pass
			49	22.01	-2.70	19.31	<=33.01	Pass
		25	0	20.75	-2.70	18.05	<=33.01	Pass
			13	20.75	-2.70	18.05	<=33.01	Pass
			25	20.79	-2.70	18.09	<=33.01	Pass
		50	0	20.81	-2.70	18.11	<=33.01	Pass
	2535	1	0	22.01	-2.70	19.31	<=33.01	Pass
			25	21.97	-2.70	19.27	<=33.01	Pass
			49	21.76	-2.70	19.06	<=33.01	Pass
		25	0	20.78	-2.70	18.08	<=33.01	Pass
			13	20.49	-2.70	17.79	<=33.01	Pass
			25	20.72	-2.70	18.02	<=33.01	Pass
		50	0	20.75	-2.70	18.05	<=33.01	Pass
	2565	1	0	22.71	-2.70	20.01	<=33.01	Pass

			25	22.53	-2.70	19.83	<=33.01	Pass
			49	22.70	-2.70	20.00	<=33.01	Pass
		25	0	21.53	-2.70	18.83	<=33.01	Pass
			13	21.41	-2.70	18.71	<=33.01	Pass
			25	21.37	-2.70	18.67	<=33.01	Pass
		50	0	21.50	-2.70	18.80	<=33.01	Pass
64QAM	2505	1	0	20.72	-2.70	18.02	<=33.01	Pass
			25	20.80	-2.70	18.10	<=33.01	Pass
			49	20.83	-2.70	18.13	<=33.01	Pass
		25	0	19.76	-2.70	17.06	<=33.01	Pass
			13	19.75	-2.70	17.05	<=33.01	Pass
			25	19.78	-2.70	17.08	<=33.01	Pass
		50	0	19.79	-2.70	17.09	<=33.01	Pass
	2535	1	0	20.87	-2.70	18.17	<=33.01	Pass
			25	20.78	-2.70	18.08	<=33.01	Pass
			49	20.75	-2.70	18.05	<=33.01	Pass
		25	0	19.80	-2.70	17.10	<=33.01	Pass
			13	19.67	-2.70	16.97	<=33.01	Pass
			25	19.68	-2.70	16.98	<=33.01	Pass
		50	0	19.74	-2.70	17.04	<=33.01	Pass
	2565	1	0	21.54	-2.70	18.84	<=33.01	Pass
			25	21.43	-2.70	18.73	<=33.01	Pass
			49	21.42	-2.70	18.72	<=33.01	Pass
		25	0	20.56	-2.70	17.86	<=33.01	Pass
			13	20.46	-2.70	17.76	<=33.01	Pass
			25	20.40	-2.70	17.70	<=33.01	Pass
		50	0	20.43	-2.70	17.73	<=33.01	Pass
Note1: EIRP=Conducted Power+Antenna Gain								

1.1.3 B7_15MHz_EIRP

Band: 7 / Bandwidth: 15MHz / NTNV								
Modulation	Frequency (MHz)	RB Allocation		Conducted Power (dBm)	Gain (dBi)	EIRP (dBm)		Verdict
		Size	Offset			Result	Limit	
QPSK	2507.5	1	0	22.77	-2.70	20.07	<=33.01	Pass
			38	22.79	-2.70	20.09	<=33.01	Pass
			74	22.67	-2.70	19.97	<=33.01	Pass
		36	0	21.79	-2.70	19.09	<=33.01	Pass
			18	21.79	-2.70	19.09	<=33.01	Pass
			39	21.72	-2.70	19.02	<=33.01	Pass
		75	0	21.75	-2.70	19.05	<=33.01	Pass
	2535	1	0	22.72	-2.70	20.02	<=33.01	Pass
			38	22.80	-2.70	20.10	<=33.01	Pass
			74	22.53	-2.70	19.83	<=33.01	Pass
		36	0	21.79	-2.70	19.09	<=33.01	Pass
			18	21.79	-2.70	19.09	<=33.01	Pass
			39	21.70	-2.70	19.00	<=33.01	Pass
		75	0	21.76	-2.70	19.06	<=33.01	Pass
	2562.5	1	0	22.89	-2.70	20.19	<=33.01	Pass
			38	23.47	-2.70	20.77	<=33.01	Pass
			74	23.30	-2.70	20.60	<=33.01	Pass
		36	0	22.39	-2.70	19.69	<=33.01	Pass
			18	22.55	-2.70	19.85	<=33.01	Pass
			39	22.48	-2.70	19.78	<=33.01	Pass
		75	0	22.44	-2.70	19.74	<=33.01	Pass
16QAM	2507.5	1	0	22.01	-2.70	19.31	<=33.01	Pass
			38	21.86	-2.70	19.16	<=33.01	Pass

			74	21.83	-2.70	19.13	<=33.01	Pass
		36	0	20.80	-2.70	18.10	<=33.01	Pass
			18	20.76	-2.70	18.06	<=33.01	Pass
			39	20.75	-2.70	18.05	<=33.01	Pass
		75	0	20.78	-2.70	18.08	<=33.01	Pass
	2535	1	0	22.10	-2.70	19.40	<=33.01	Pass
			38	21.86	-2.70	19.16	<=33.01	Pass
			74	21.87	-2.70	19.17	<=33.01	Pass
		36	0	20.77	-2.70	18.07	<=33.01	Pass
			18	20.74	-2.70	18.04	<=33.01	Pass
			39	20.68	-2.70	17.98	<=33.01	Pass
		75	0	20.75	-2.70	18.05	<=33.01	Pass
	2562.5	1	0	22.04	-2.70	19.34	<=33.01	Pass
			38	22.66	-2.70	19.96	<=33.01	Pass
			74	22.44	-2.70	19.74	<=33.01	Pass
		36	0	21.42	-2.70	18.72	<=33.01	Pass
			18	21.48	-2.70	18.78	<=33.01	Pass
			39	21.48	-2.70	18.78	<=33.01	Pass
		75	0	21.41	-2.70	18.71	<=33.01	Pass
64QAM	2507.5	1	0	20.68	-2.70	17.98	<=33.01	Pass
			38	20.85	-2.70	18.15	<=33.01	Pass
			74	20.79	-2.70	18.09	<=33.01	Pass
		36	0	19.80	-2.70	17.10	<=33.01	Pass
			18	19.79	-2.70	17.09	<=33.01	Pass
			39	19.77	-2.70	17.07	<=33.01	Pass
		75	0	19.77	-2.70	17.07	<=33.01	Pass
	2535	1	0	20.81	-2.70	18.11	<=33.01	Pass
			38	20.89	-2.70	18.19	<=33.01	Pass
			74	20.84	-2.70	18.14	<=33.01	Pass
		36	0	19.82	-2.70	17.12	<=33.01	Pass
			18	19.77	-2.70	17.07	<=33.01	Pass
			39	19.69	-2.70	16.99	<=33.01	Pass
		75	0	19.75	-2.70	17.05	<=33.01	Pass
	2562.5	1	0	20.94	-2.70	18.24	<=33.01	Pass
			38	21.65	-2.70	18.95	<=33.01	Pass
			74	21.46	-2.70	18.76	<=33.01	Pass
		36	0	20.40	-2.70	17.70	<=33.01	Pass
			18	20.58	-2.70	17.88	<=33.01	Pass
			39	20.53	-2.70	17.83	<=33.01	Pass
		75	0	20.45	-2.70	17.75	<=33.01	Pass
Note1: EIRP=Conducted Power+Antenna Gain								

1.1.4 B7_20MHz_EIRP

Band: 7 / Bandwidth: 20MHz / NTNV								
Modulation	Frequency (MHz)	RB Allocation		Conducted Power (dBm)	Gain (dBi)	EIRP (dBm)		Verdict
		Size	Offset			Result	Limit	
QPSK	2510	1	0	22.82	-2.70	20.12	<=33.01	Pass
			50	22.79	-2.70	20.09	<=33.01	Pass
			99	22.60	-2.70	19.90	<=33.01	Pass
		50	0	21.81	-2.70	19.11	<=33.01	Pass
			25	21.76	-2.70	19.06	<=33.01	Pass
			50	21.73	-2.70	19.03	<=33.01	Pass
		100	0	21.77	-2.70	19.07	<=33.01	Pass
	2535	1	0	22.80	-2.70	20.10	<=33.01	Pass
			50	22.77	-2.70	20.07	<=33.01	Pass
			99	22.55	-2.70	19.85	<=33.01	Pass

		50	0	21.46	-2.70	18.76	<=33.01	Pass
			25	21.80	-2.70	19.10	<=33.01	Pass
			50	21.71	-2.70	19.01	<=33.01	Pass
		100	0	21.76	-2.70	19.06	<=33.01	Pass
	2560	1	0	22.64	-2.70	19.94	<=33.01	Pass
			50	23.71	-2.70	21.01	<=33.01	Pass
			99	23.15	-2.70	20.45	<=33.01	Pass
		50	0	22.05	-2.70	19.35	<=33.01	Pass
			25	22.49	-2.70	19.79	<=33.01	Pass
			50	22.52	-2.70	19.82	<=33.01	Pass
		100	0	22.29	-2.70	19.59	<=33.01	Pass
16QAM	2510	1	0	21.99	-2.70	19.29	<=33.01	Pass
			50	22.00	-2.70	19.30	<=33.01	Pass
			99	21.78	-2.70	19.08	<=33.01	Pass
		50	0	20.85	-2.70	18.15	<=33.01	Pass
			25	20.74	-2.70	18.04	<=33.01	Pass
			50	20.73	-2.70	18.03	<=33.01	Pass
		100	0	20.74	-2.70	18.04	<=33.01	Pass
	2535	1	0	22.07	-2.70	19.37	<=33.01	Pass
			50	22.03	-2.70	19.33	<=33.01	Pass
			99	21.85	-2.70	19.15	<=33.01	Pass
		50	0	20.83	-2.70	18.13	<=33.01	Pass
			25	20.81	-2.70	18.11	<=33.01	Pass
			50	20.74	-2.70	18.04	<=33.01	Pass
		100	0	20.76	-2.70	18.06	<=33.01	Pass
	2560	1	0	22.00	-2.70	19.30	<=33.01	Pass
			50	22.43	-2.70	19.73	<=33.01	Pass
			99	22.59	-2.70	19.89	<=33.01	Pass
		50	0	21.04	-2.70	18.34	<=33.01	Pass
			25	21.33	-2.70	18.63	<=33.01	Pass
			50	21.60	-2.70	18.90	<=33.01	Pass
		100	0	21.24	-2.70	18.54	<=33.01	Pass
64QAM	2510	1	0	20.87	-2.70	18.17	<=33.01	Pass
			50	20.95	-2.70	18.25	<=33.01	Pass
			99	20.74	-2.70	18.04	<=33.01	Pass
		50	0	19.84	-2.70	17.14	<=33.01	Pass
			25	19.74	-2.70	17.04	<=33.01	Pass
			50	19.71	-2.70	17.01	<=33.01	Pass
		100	0	19.78	-2.70	17.08	<=33.01	Pass
	2535	1	0	20.78	-2.70	18.08	<=33.01	Pass
			50	20.83	-2.70	18.13	<=33.01	Pass
			99	20.69	-2.70	17.99	<=33.01	Pass
		50	0	19.80	-2.70	17.10	<=33.01	Pass
			25	19.76	-2.70	17.06	<=33.01	Pass
			50	19.70	-2.70	17.00	<=33.01	Pass
		100	0	19.76	-2.70	17.06	<=33.01	Pass
	2560	1	0	20.74	-2.70	18.04	<=33.01	Pass
			50	21.40	-2.70	18.70	<=33.01	Pass
			99	21.40	-2.70	18.70	<=33.01	Pass
		50	0	20.01	-2.70	17.31	<=33.01	Pass
			25	20.25	-2.70	17.55	<=33.01	Pass
			50	20.46	-2.70	17.76	<=33.01	Pass
		100	0	20.24	-2.70	17.54	<=33.01	Pass
Note1: EIRP=Conducted Power+Antenna Gain								

2. Frequency Stability

2.1 Test Result

2.1.1 B7_10MHz

Band: 7 / Bandwidth: 10MHz									
Modulation	Frequency (MHz)	RB Allocation		Temp. (°C)	Voltage	Freq. Error (Hz)	Freq. vs. Rated (ppm)		Verdict
		Size	Offset				Result	Limit	
QPSK	2535	50	0	20	LV	4.900	0.0019	-2.5 to 2.5	Pass
					NV	-4.500	-0.0018	-2.5 to 2.5	Pass
					HV	-22.700	-0.0090	-2.5 to 2.5	Pass
				-30	NV	-8.500	-0.0034	-2.5 to 2.5	Pass
				-20	NV	-12.600	-0.0050	-2.5 to 2.5	Pass
				-10	NV	4.800	0.0019	-2.5 to 2.5	Pass
				0	NV	1.600	0.0006	-2.5 to 2.5	Pass
				10	NV	-10.200	-0.0040	-2.5 to 2.5	Pass
				30	NV	4.400	0.0017	-2.5 to 2.5	Pass
				40	NV	7.300	0.0029	-2.5 to 2.5	Pass
				50	NV	-9.900	-0.0039	-2.5 to 2.5	Pass

3. 99% & 26dB Bandwidth

3.1 Test Result

3.1.1 Band7_OBW

Band: 7 / NTNV							
Bandwidth (MHz)	Modulation	Frequency (MHz)	RB Allocation		99% Occupied Bandwidth (MHz)		Verdict
			Size	Offset	Result	Limit	
5	QPSK	2535	25	0	4.531	/	Pass
	16QAM	2535	25	0	4.534	/	Pass
10	QPSK	2535	50	0	9.083	/	Pass
	16QAM	2535	50	0	9.024	/	Pass
15	QPSK	2535	75	0	13.613	/	Pass
	16QAM	2535	75	0	13.544	/	Pass
20	QPSK	2535	100	0	17.997	/	Pass
	16QAM	2535	100	0	18.070	/	Pass

3.1.2 Band7_XDB

Band: 7 / NTNV							
Bandwidth (MHz)	Modulation	Frequency (MHz)	RB Allocation		26dB Bandwidth (MHz)		Verdict
			Size	Offset	Result	Limit	
5	QPSK	2535	25	0	5.090	/	Pass
	16QAM	2535	25	0	5.081	/	Pass
10	QPSK	2535	50	0	9.990	/	Pass
	16QAM	2535	50	0	9.982	/	Pass
15	QPSK	2535	75	0	14.906	/	Pass
	16QAM	2535	75	0	14.878	/	Pass
20	QPSK	2535	100	0	19.667	/	Pass
	16QAM	2535	100	0	19.684	/	Pass

3.2 Test Graph

3.2.1 Band7_OBW

Band7_5MHz_QPSK_MCH_2535MHz_RB_25_0_NTNV
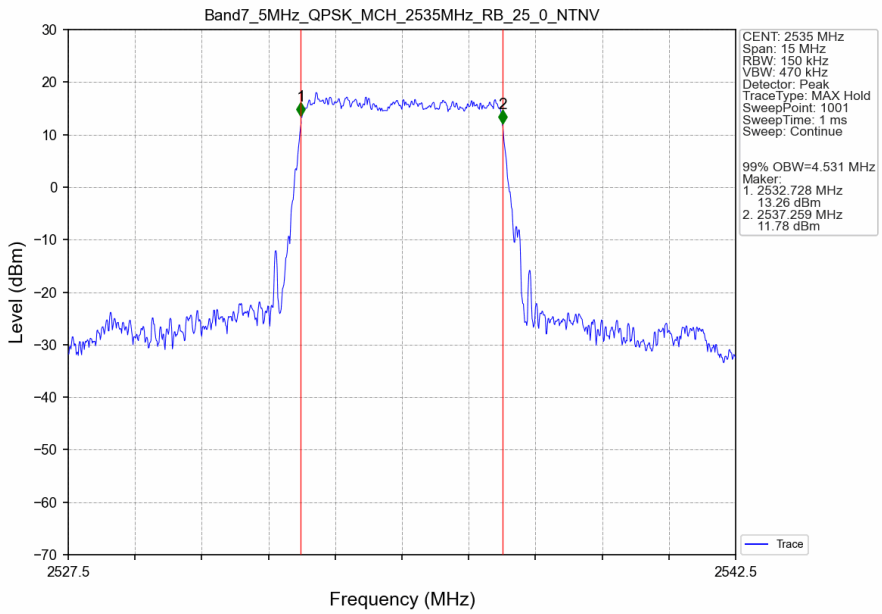

Band7_5MHz_16QAM_MCH_2535MHz_RB_25_0_NTNV
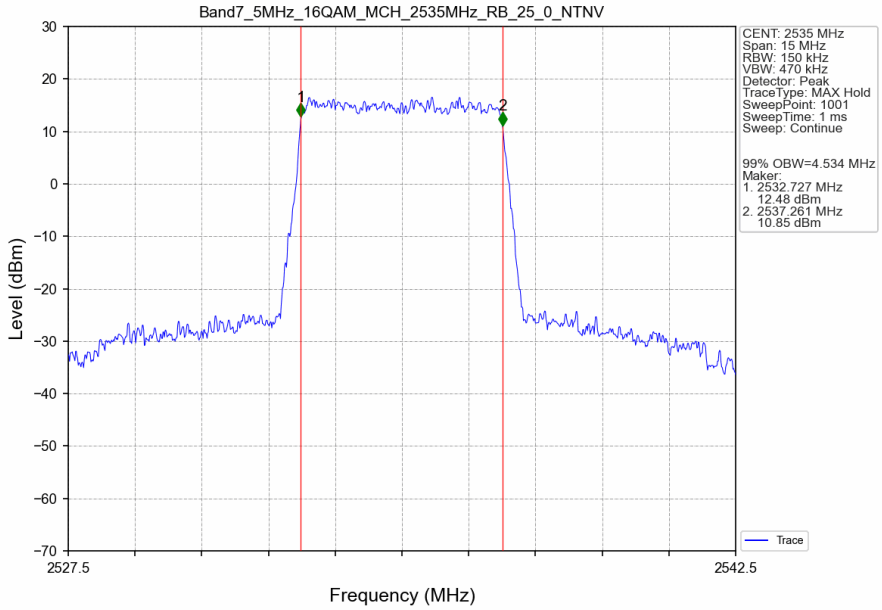

Band7_10MHz_QPSK_MCH_2535MHz_RB_50_0_NTNV

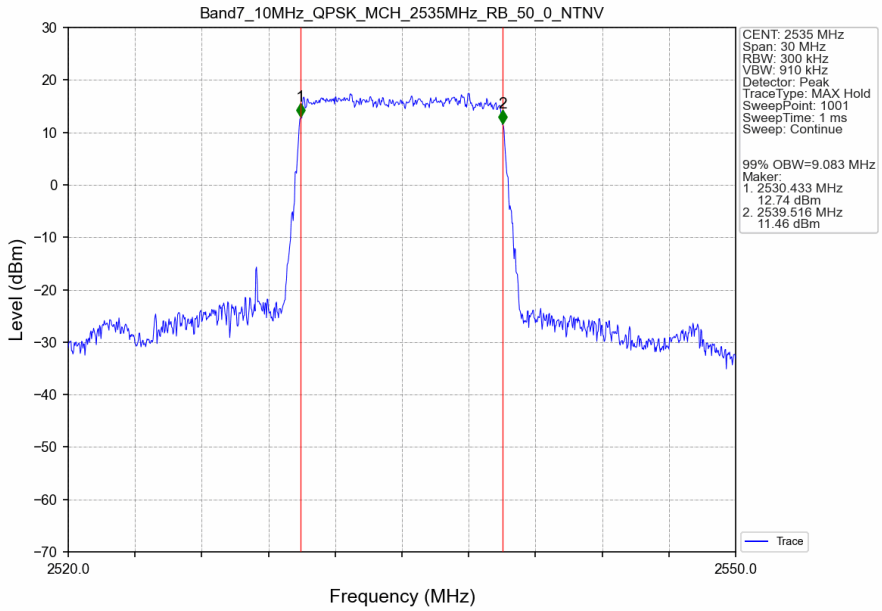

Band7_10MHz_16QAM_MCH_2535MHz_RB_50_0_NTNV

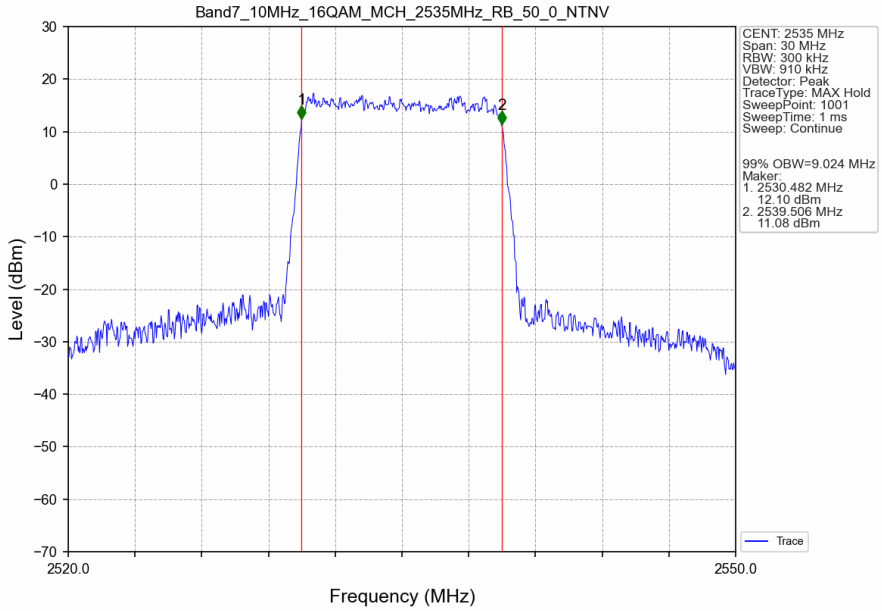

Band7_15MHz_QPSK_MCH_2535MHz_RB_75_0_NTNV

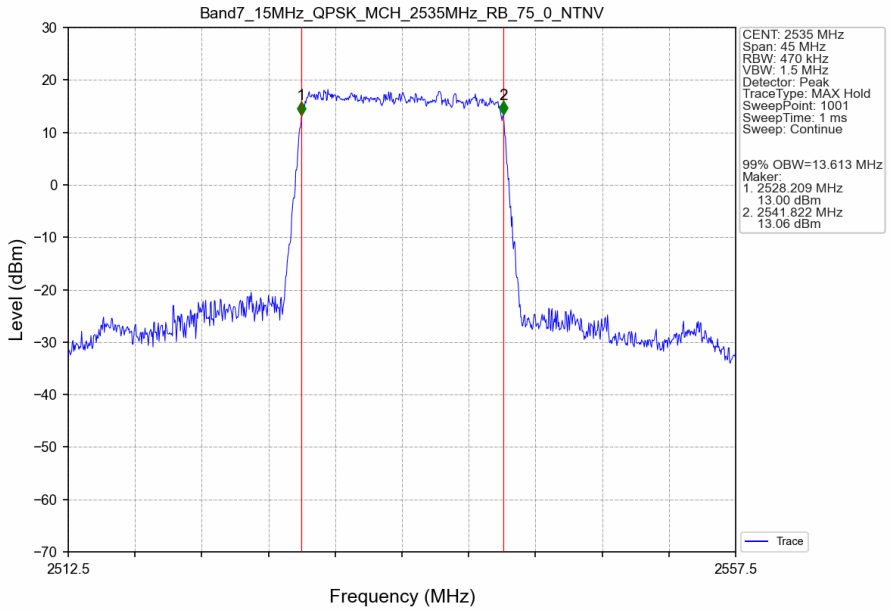

Band7_15MHz_16QAM_MCH_2535MHz_RB_75_0_NTNV

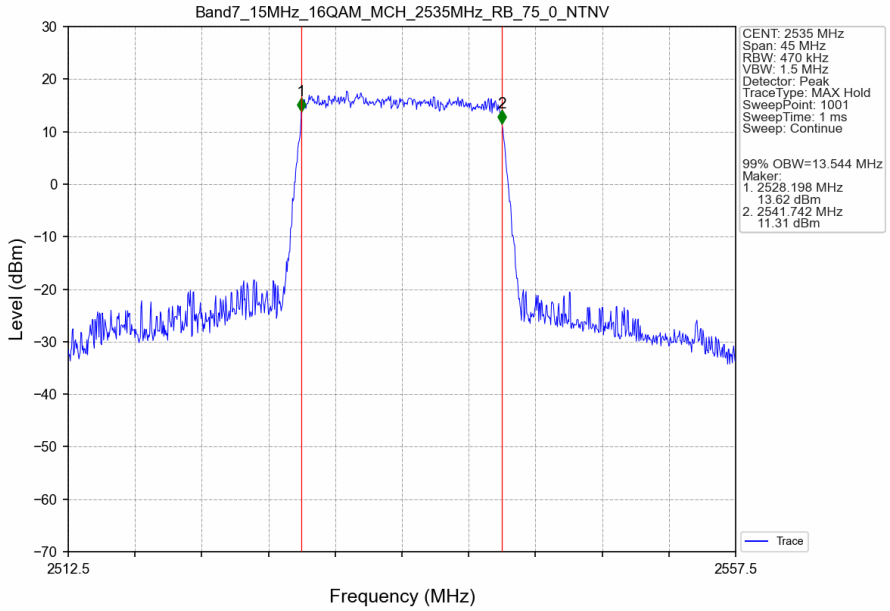

Band7_20MHz_QPSK_MCH_2535MHz_RB_100_0_NTNV

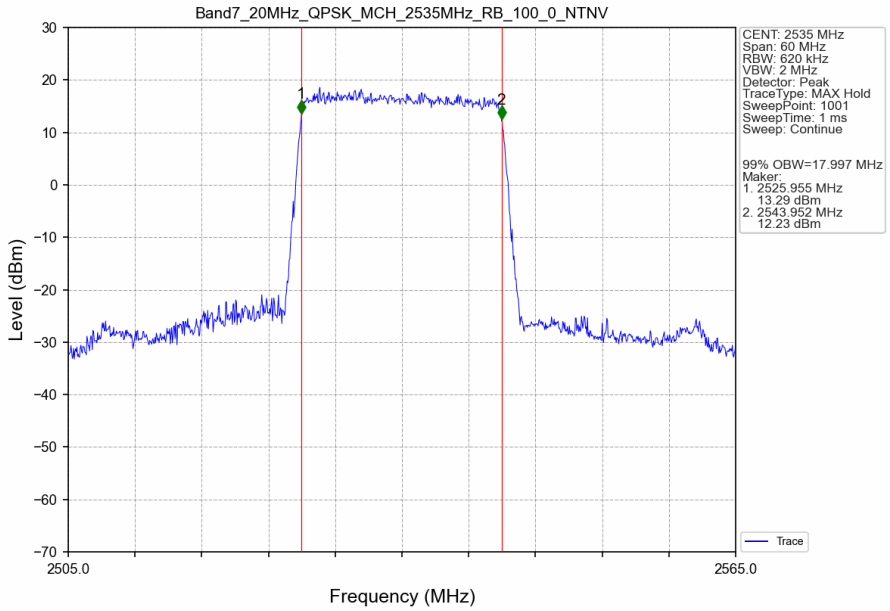

Band7_20MHz_16QAM_MCH_2535MHz_RB_100_0_NTNV

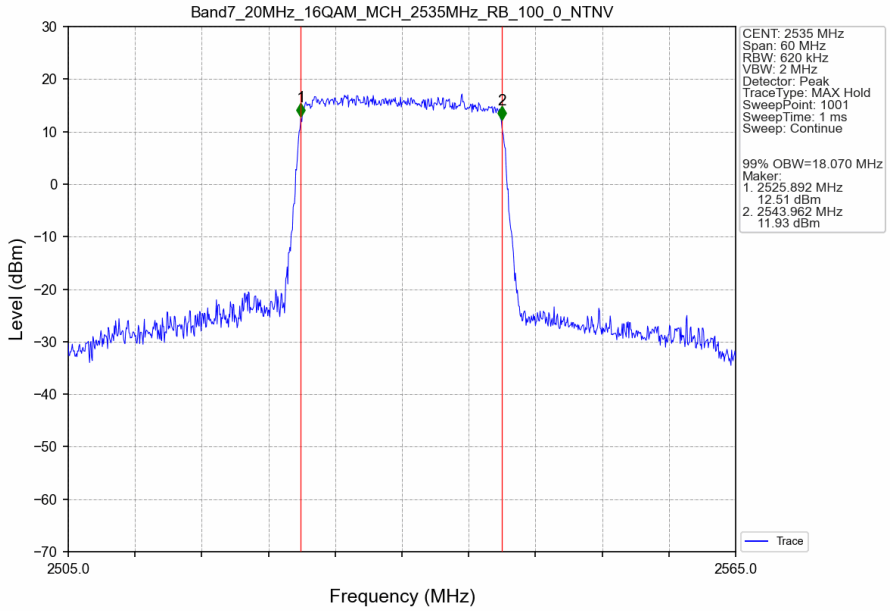

3.2.2 Band7_XDB

Band7_5MHz_QPSK_MCH_2535MHz_RB_25_0_NTNV
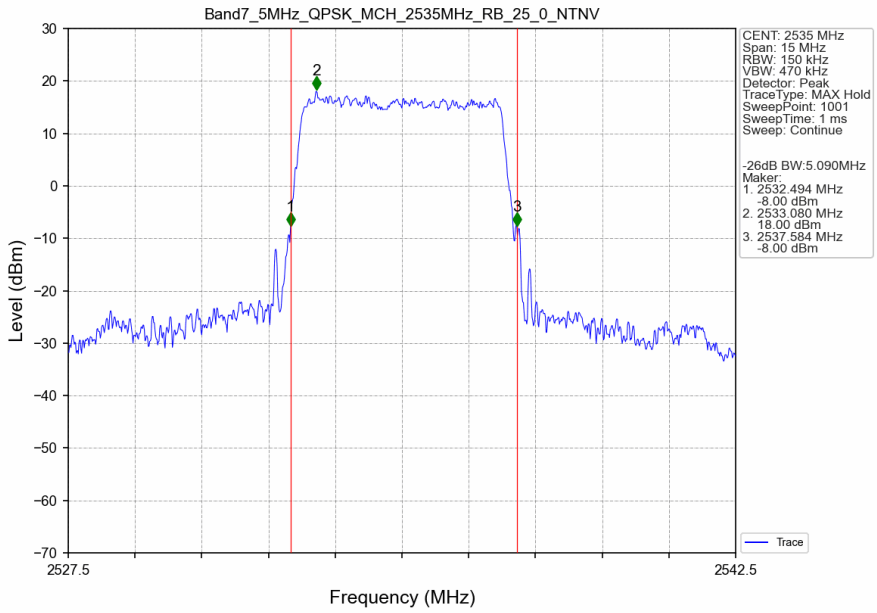

Band7_5MHz_16QAM_MCH_2535MHz_RB_25_0_NTNV
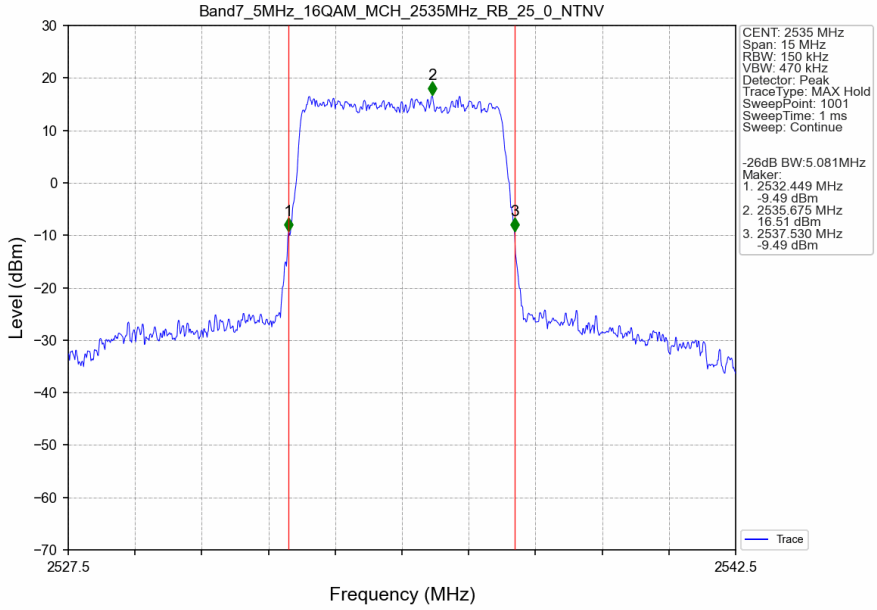

Band7_10MHz_QPSK_MCH_2535MHz_RB_50_0_NTNV

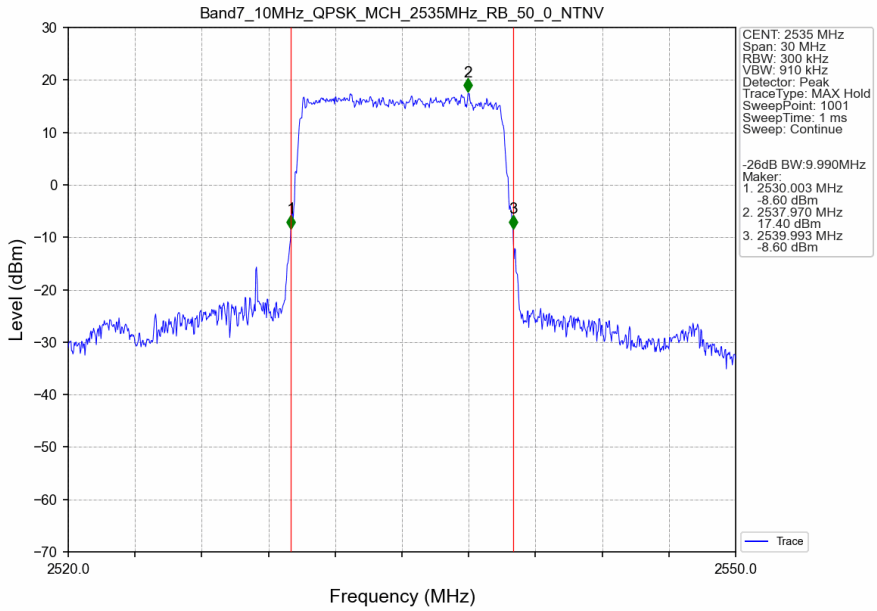

Band7_10MHz_16QAM_MCH_2535MHz_RB_50_0_NTNV

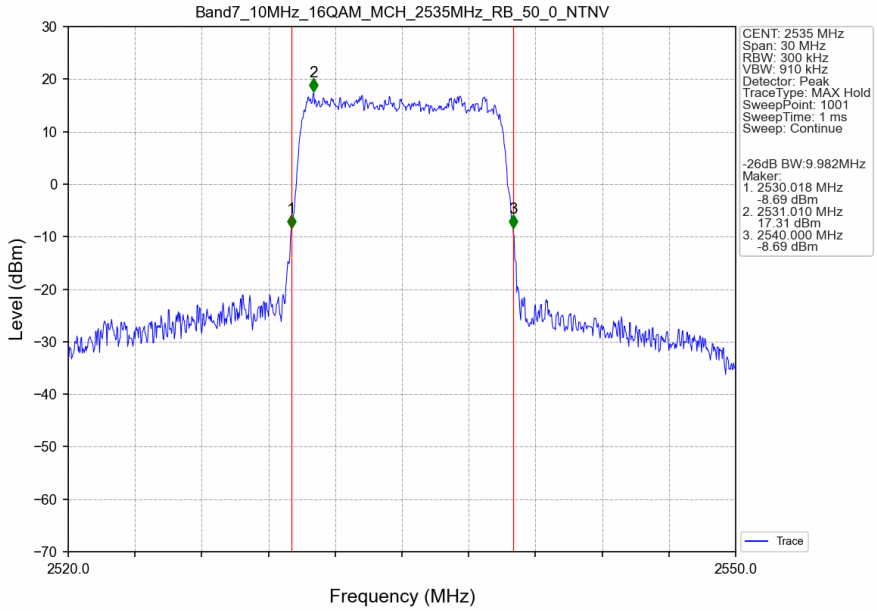

Band7_15MHz_QPSK_MCH_2535MHz_RB_75_0_NTNV

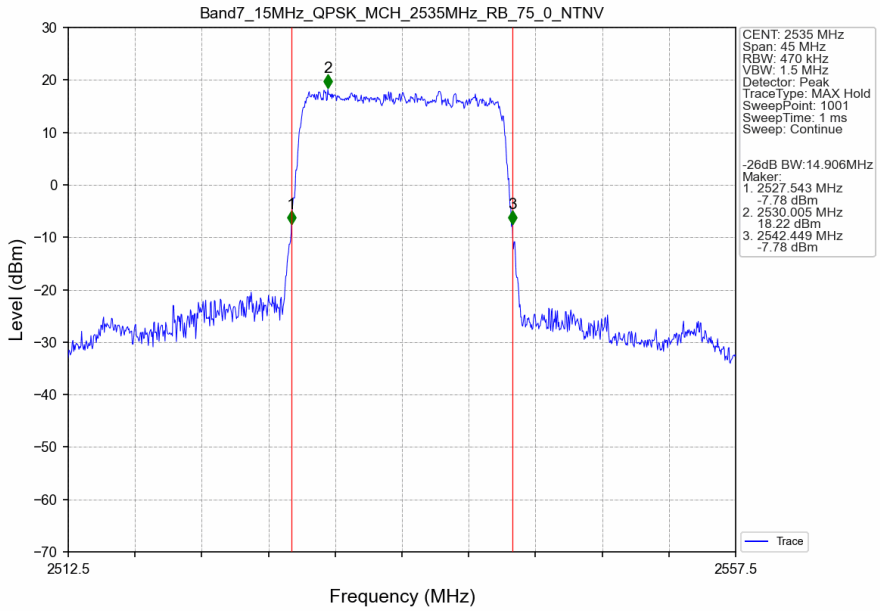

Band7_15MHz_16QAM_MCH_2535MHz_RB_75_0_NTNV

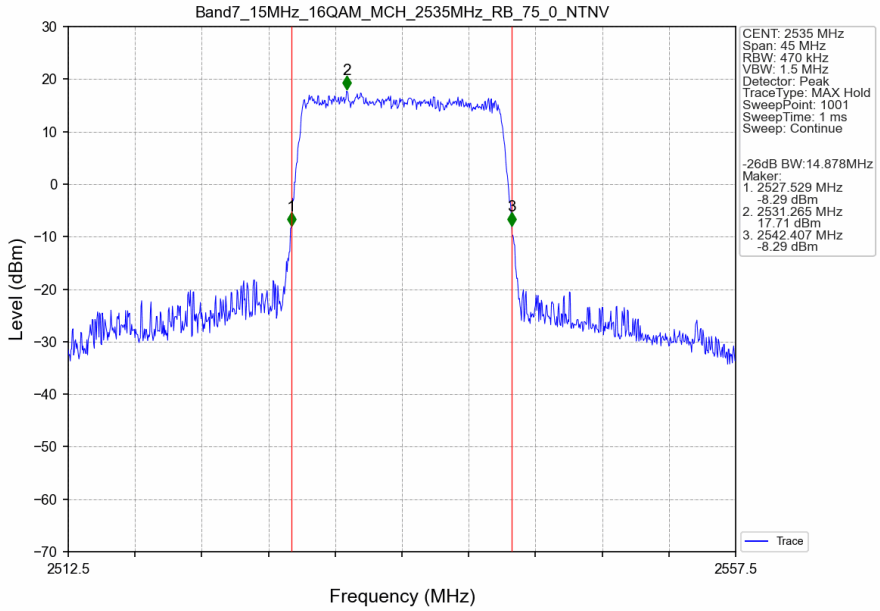

Band7_20MHz_QPSK_MCH_2535MHz_RB_100_0_NTNV

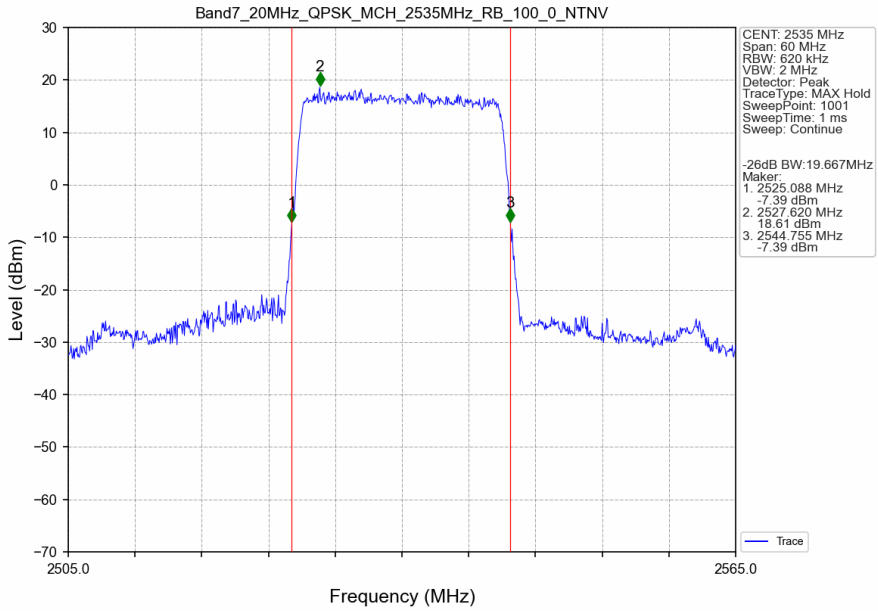

Band7_20MHz_16QAM_MCH_2535MHz_RB_100_0_NTNV

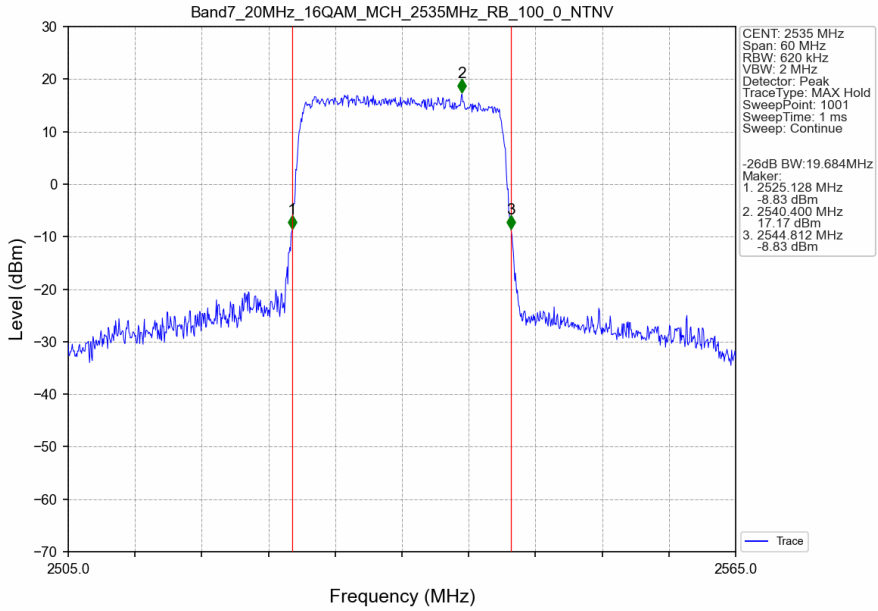

4. Peak-Average Ratio

4.1 Test Result

4.1.1 B7_20MHz

Band: 7 / Bandwidth: 20MHz / NTNV						
Modulation	Frequency (MHz)	RB Allocation		Peak-Average Ratio (dB)		Verdict
		Size	Offset	Result	Limit	
QPSK	2535	100	0	5.59	<=13	Pass
16QAM	2535	100	0	6.38	<=13	Pass
64QAM	2535	100	0	6.71	<=13	Pass

4.2 Test Graph

4.2.1 B7_20MHz

Band7_20MHz_QPSK_MCH_2535MHz_RB_100_0_NTNV

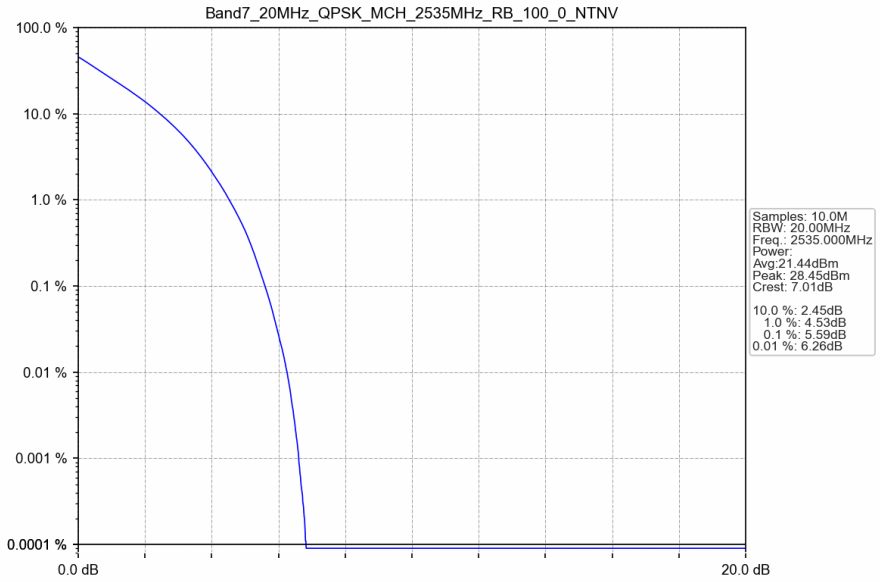

Band7_20MHz_16QAM_MCH_2535MHz_RB_100_0_NTNV

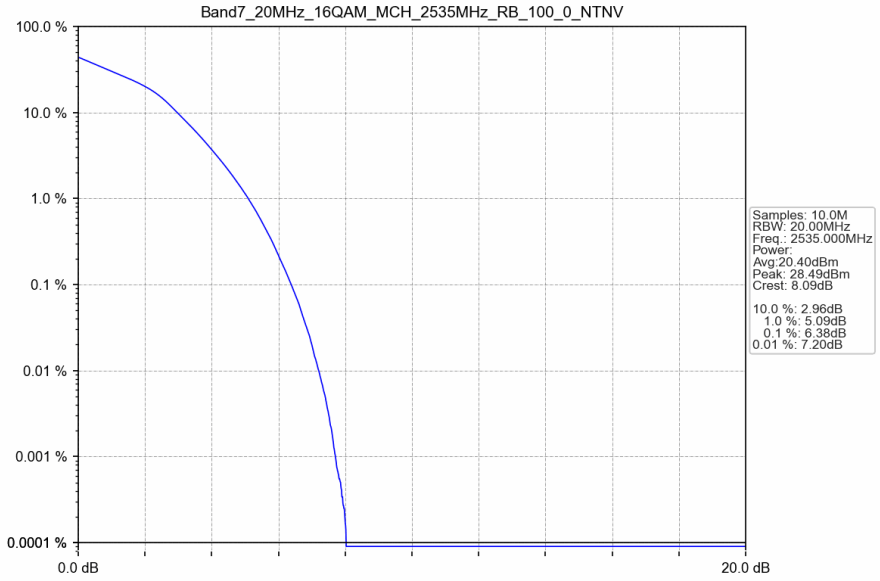

Band7_20MHz_64QAM_MCH_2535MHz_RB_100_0_NTNV

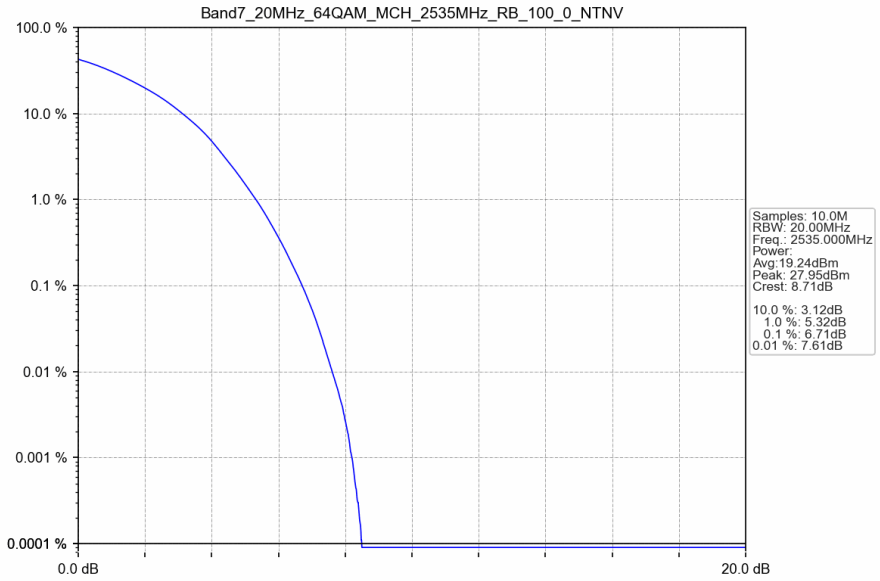

5. Spurious Emission

5.1 Test Result

5.1.1 B7_5MHz

Band: 7 / Bandwidth: 5MHz / NTNV						
Modulation	Frequency (MHz)	RB Allocation		Spurious Emission		Verdict
		Size	Offset	Result	Limit	
QPSK	2502.5	1	0	Refer To Test Graph		Pass
		25	0	Refer To Test Graph		Pass
	2535	1	0	Refer To Test Graph		Pass
	2567.5	1	0	Refer To Test Graph		Pass
			24	Refer To Test Graph		Pass
		25	0	Refer To Test Graph		Pass

5.1.2 B7_10MHz

Band: 7 / Bandwidth: 10MHz / NTNV						
Modulation	Frequency (MHz)	RB Allocation		Spurious Emission		Verdict
		Size	Offset	Result	Limit	
QPSK	2505	1	0	Refer To Test Graph		Pass
		50	0	Refer To Test Graph		Pass
	2535	1	0	Refer To Test Graph		Pass
	2565	1	0	Refer To Test Graph		Pass
			49	Refer To Test Graph		Pass
		50	0	Refer To Test Graph		Pass

5.1.3 B7_15MHz

Band: 7 / Bandwidth: 15MHz / NTNV						
Modulation	Frequency (MHz)	RB Allocation		Spurious Emission		Verdict
		Size	Offset	Result	Limit	
QPSK	2507.5	1	0	Refer To Test Graph		Pass
		75	0	Refer To Test Graph		Pass
	2535	1	0	Refer To Test Graph		Pass
	2562.5	1	0	Refer To Test Graph		Pass
			74	Refer To Test Graph		Pass
		75	0	Refer To Test Graph		Pass

5.1.4 B7_20MHz

Band: 7 / Bandwidth: 20MHz / NTNV						
Modulation	Frequency (MHz)	RB Allocation		Spurious Emission		Verdict
		Size	Offset	Result	Limit	
QPSK	2510	1	0	Refer To Test Graph		Pass
		100	0	Refer To Test Graph		Pass
	2535	1	0	Refer To Test Graph		Pass
	2560	1	0	Refer To Test Graph		Pass
			99	Refer To Test Graph		Pass
		100	0	Refer To Test Graph		Pass

5.2 Test Graph

5.2.1 B7_5MHz

Band7_5MHz_QPSK_LCH_2502.5MHz_RB_1_0_NTNV

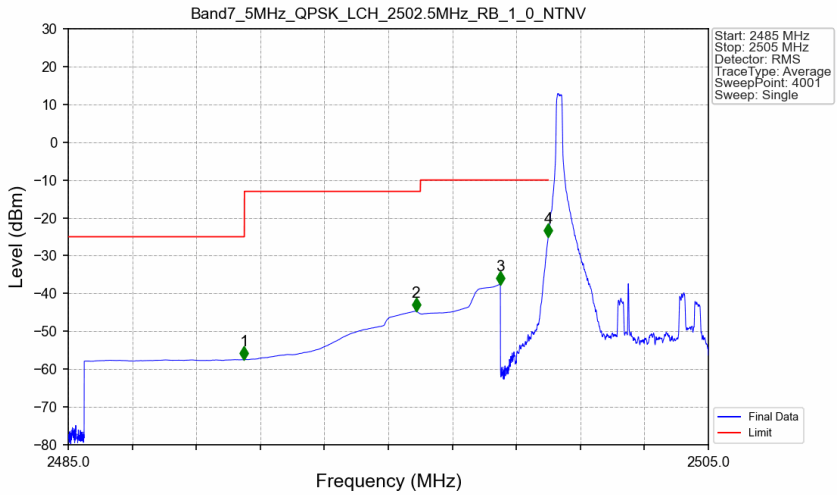

Start (MHz)	Stop (MHz)	RBW (MHz)	Method	Marker No.	Freq (MHz)	Level (dBm)	Limit (dBm)	Result
2485	2490.5	1	CHP	1	2490.490	-57.47	-25	Pass
2490.5	2496	1	CHP	2	2495.865	-44.66	-13	Pass
2496	2499	1	CHP	3	2498.500	-37.57	-10	Pass
2499	2500	0.02	CHP	4	2499.995	-25.10	-10	Pass
2500	2505	0.02	CHP	/	/	/	/	/

Band7_5MHz_QPSK_LCH_2502.5MHz_RB_1_0_NTNV

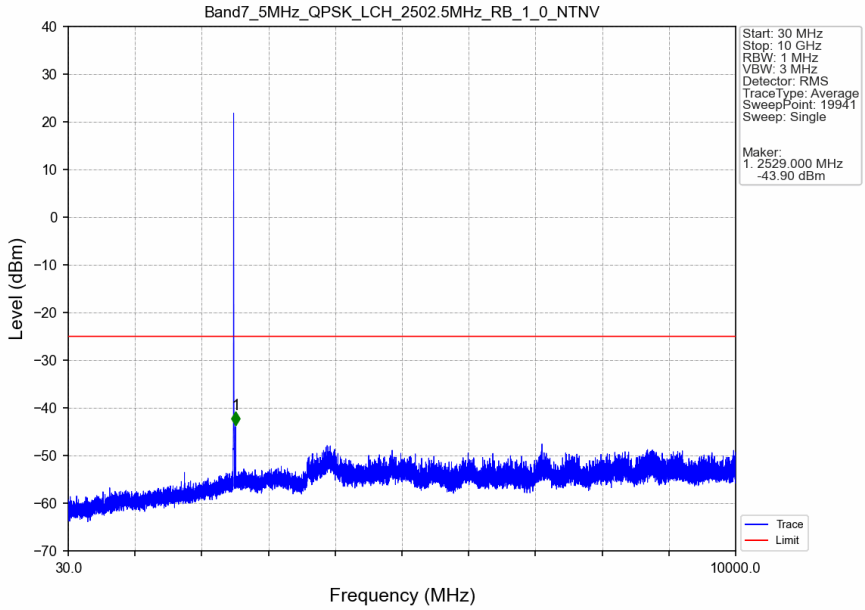

Band7_5MHz_QPSK_LCH_2502.5MHz_RB_1_0_NTNV

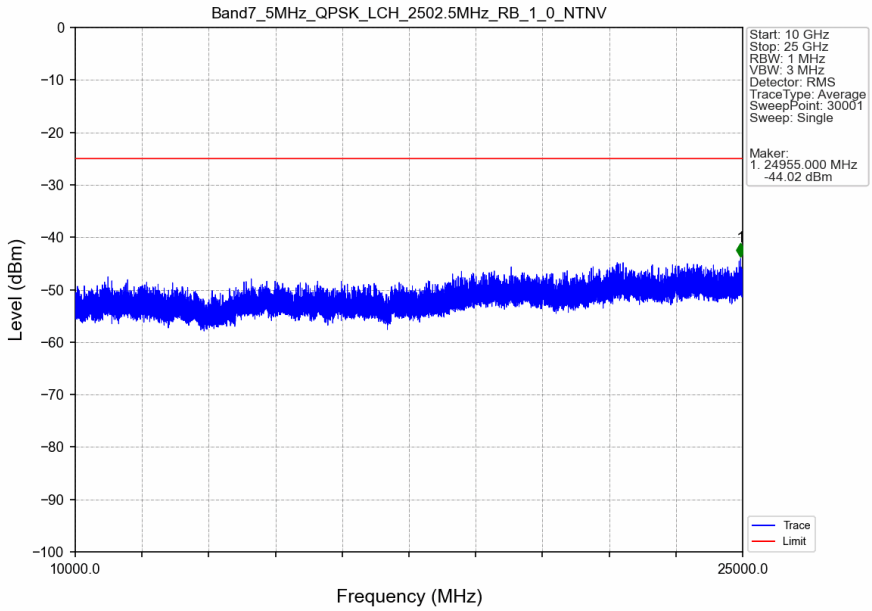

Band7_5MHz_QPSK_LCH_2502.5MHz_RB_1_0_NTNV

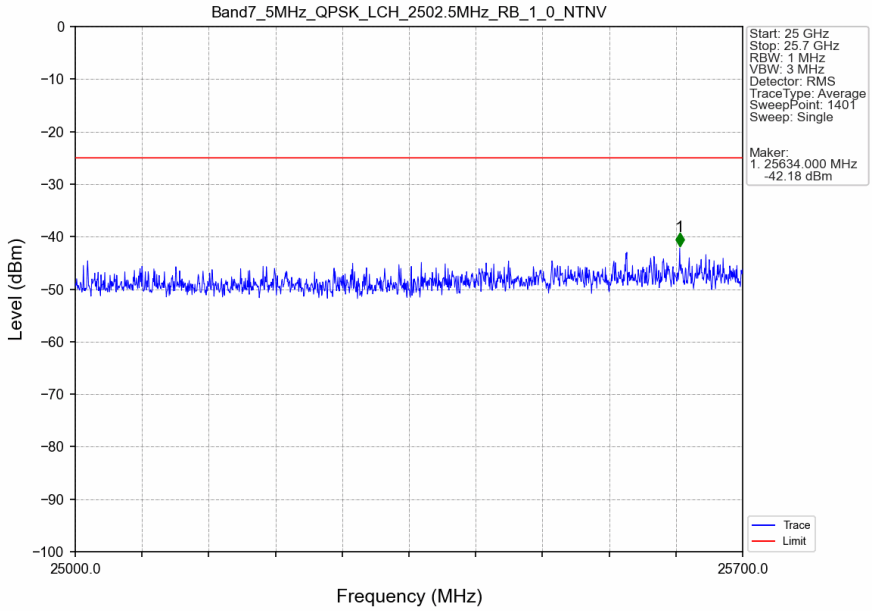

Band7_5MHz_QPSK_LCH_2502.5MHz_RB_25_0_NTNV

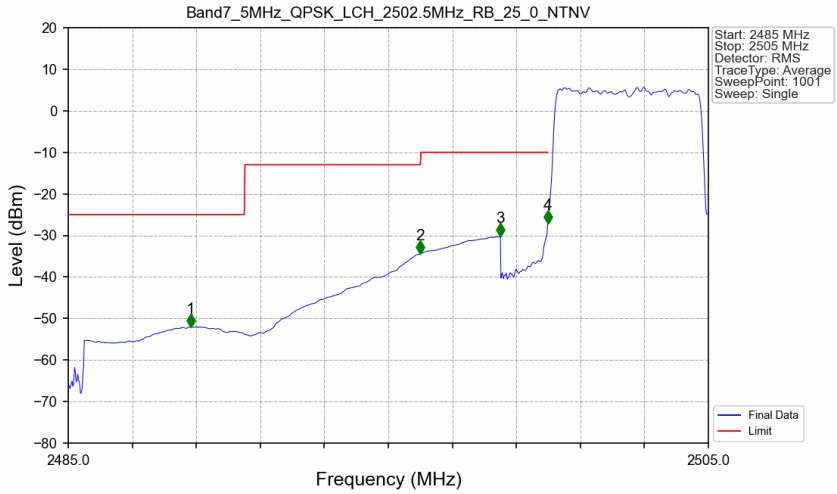

Start (MHz)	Stop (MHz)	RBW (MHz)	Method	Marker No.	Freq (MHz)	Level (dBm)	Limit (dBm)	Result
2485	2490.5	1	CHP	1	2488.820	-52.00	-25	Pass
2490.5	2496	1	CHP	2	2496.000	-34.44	-13	Pass
2496	2499	1	CHP	3	2498.500	-30.23	-10	Pass
2499	2500	0.102	CHP	4	2499.980	-27.04	-10	Pass
2500	2505	0.102	CHP	/	/	/	/	/

Band7_5MHz_QPSK_MCH_2535MHz_RB_1_0_NTNV

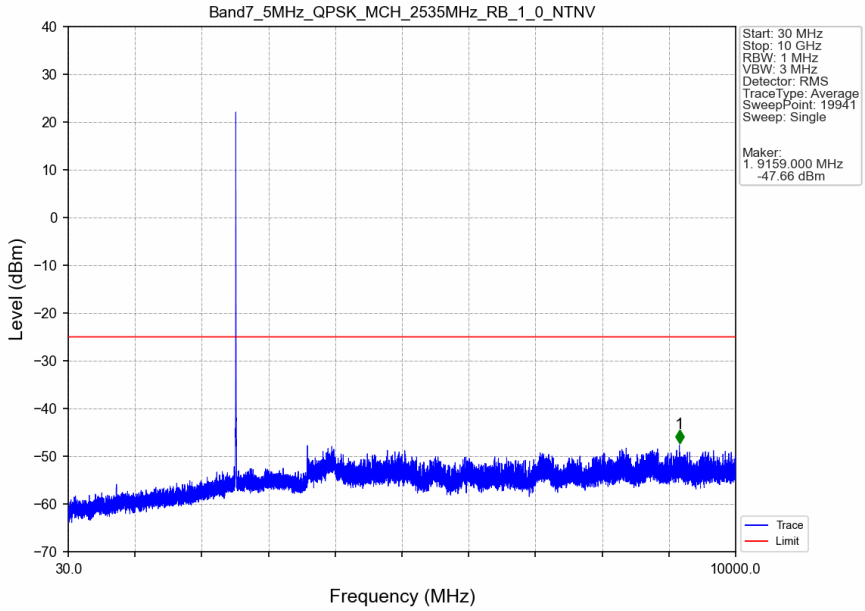

Band7_5MHz_QPSK_MCH_2535MHz_RB_1_0_NTNV

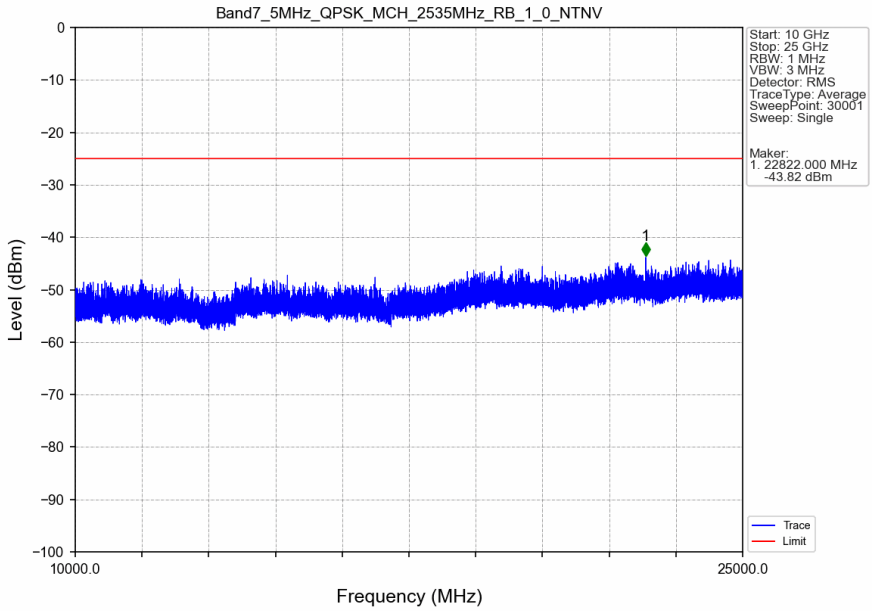

Band7_5MHz_QPSK_MCH_2535MHz_RB_1_0_NTNV

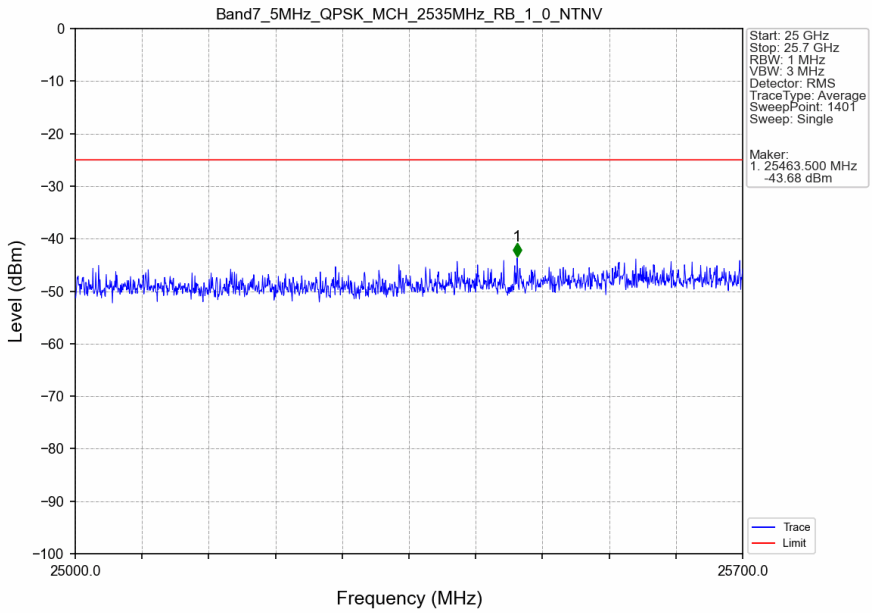

Band7_5MHz_QPSK_HCH_2567.5MHz_RB_1_0_NTNV

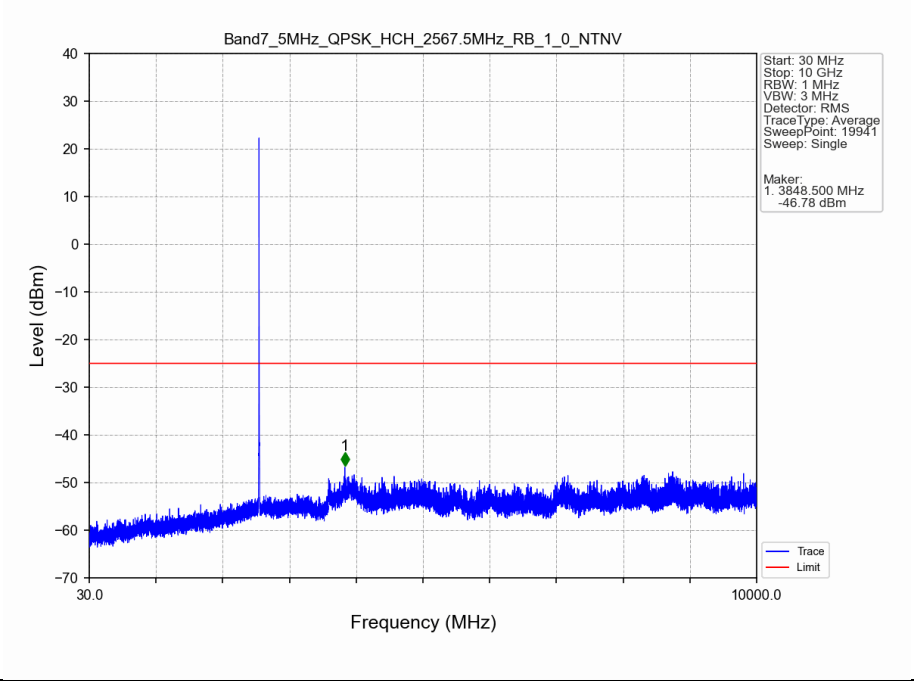

Band7_5MHz_QPSK_HCH_2567.5MHz_RB_1_0_NTNV

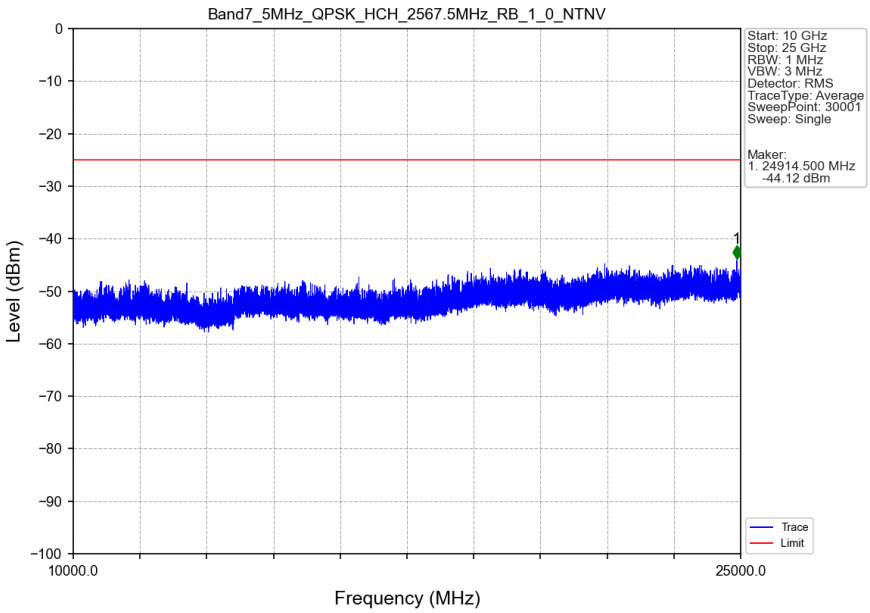

Band7_5MHz_QPSK_HCH_2567.5MHz_RB_1_0_NTNV

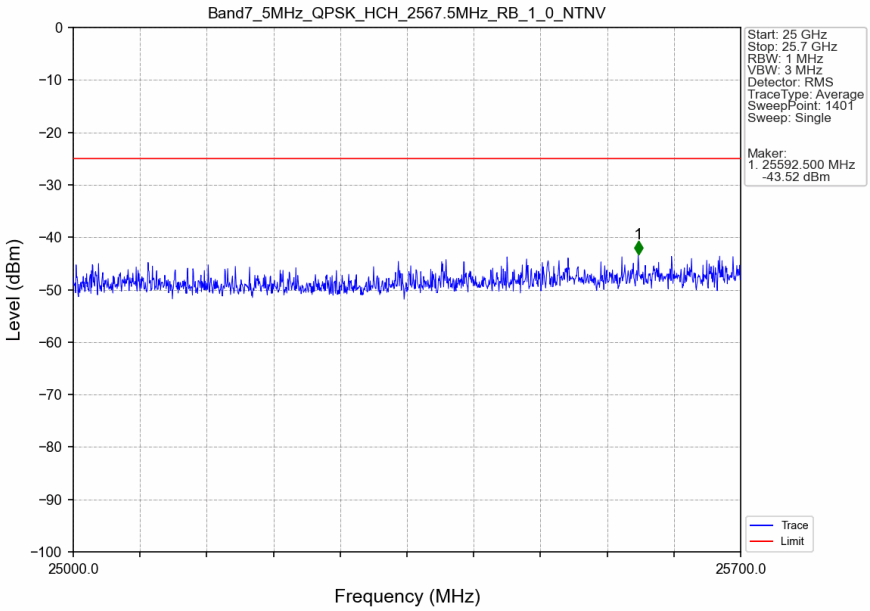

Band7_5MHz_QPSK_HCH_2567.5MHz_RB_1_24_NTNV

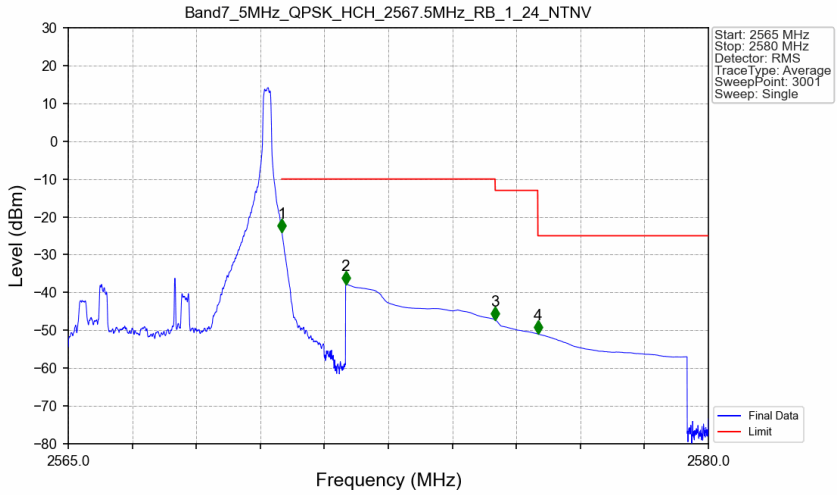

Start (MHz)	Stop (MHz)	RBW (MHz)	Method	Marker No.	Freq (MHz)	Level (dBm)	Limit (dBm)	Result
2565	2570	0.02	CHP	/	/	/	/	/
2570	2571	0.02	CHP	1	2570.005	-24.08	-10	Pass
2571	2575	1	CHP	2	2571.500	-37.78	-10	Pass
2575	2576	1	CHP	3	2575.005	-47.28	-13	Pass
2576	2580	1	CHP	4	2576.005	-50.96	-25	Pass

Band7_5MHz_QPSK_HCH_2567.5MHz_RB_25_0_NTNV

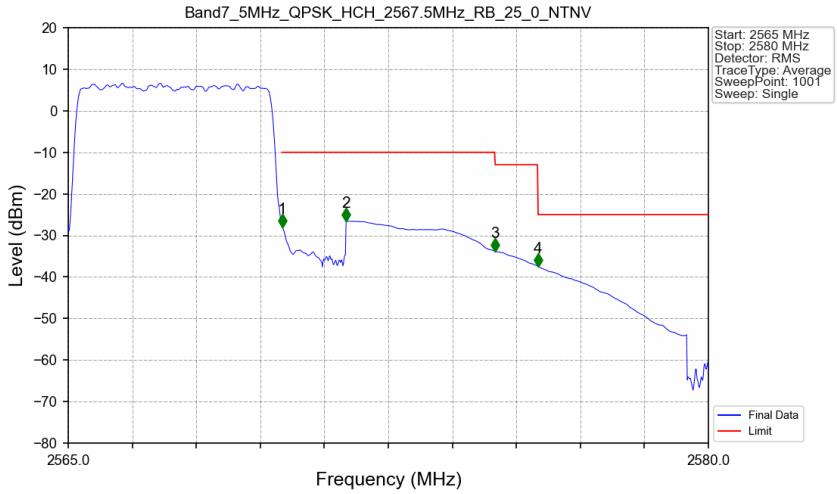

Start (MHz)	Stop (MHz)	RBW (MHz)	Method	Marker No.	Freq (MHz)	Level (dBm)	Limit (dBm)	Result
2565	2570	0.102	CHP	/	/	/	/	/
2570	2571	0.102	CHP	1	2570.010	-28.03	-10	Pass
2571	2575	1	CHP	2	2571.510	-26.57	-10	Pass
2575	2576	1	CHP	3	2575.005	-33.86	-13	Pass
2576	2580	1	CHP	4	2576.010	-37.43	-25	Pass

5.2.2 B7_10MHz

Band7_10MHz_QPSK_LCH_2505MHz_RB_1_0_NTNV

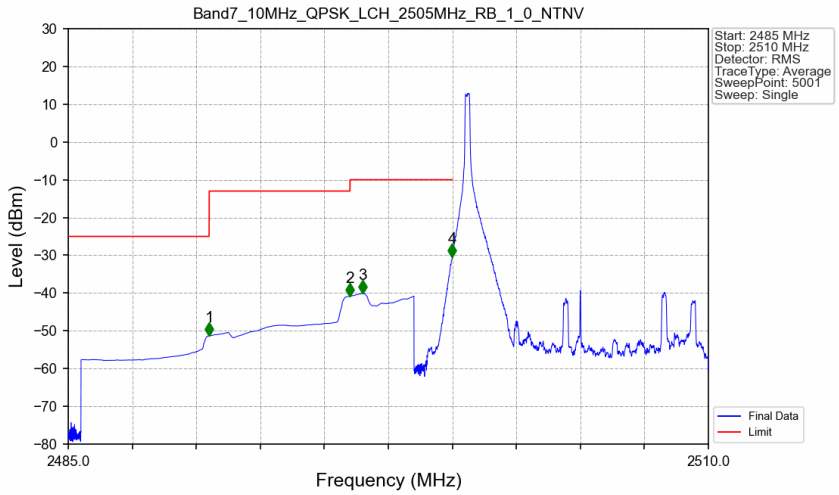

Start (MHz)	Stop (MHz)	RBW (MHz)	Method	Marker No.	Freq (MHz)	Level (dBm)	Limit (dBm)	Result
2485	2490.5	1	CHP	1	2490.500	-51.34	-25	Pass
2490.5	2496	1	CHP	2	2496.000	-40.84	-13	Pass
2496	2499	1	CHP	3	2496.500	-40.07	-10	Pass
2499	2500	0.02	CHP	4	2499.995	-30.50	-10	Pass
2500	2510	0.02	CHP	/	/	/	/	/

Band7_10MHz_QPSK_LCH_2505MHz_RB_1_0_NTNV

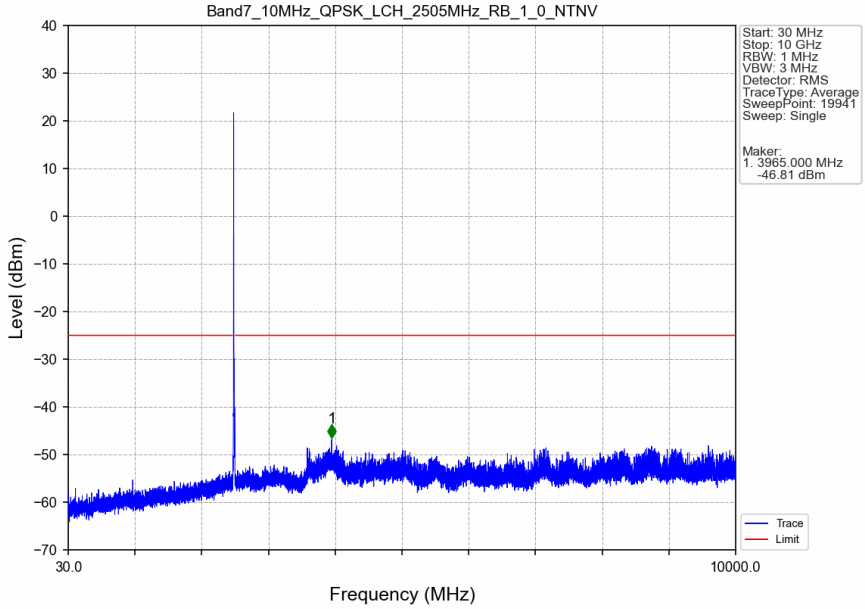

Band7_10MHz_QPSK_LCH_2505MHz_RB_1_0_NTNV

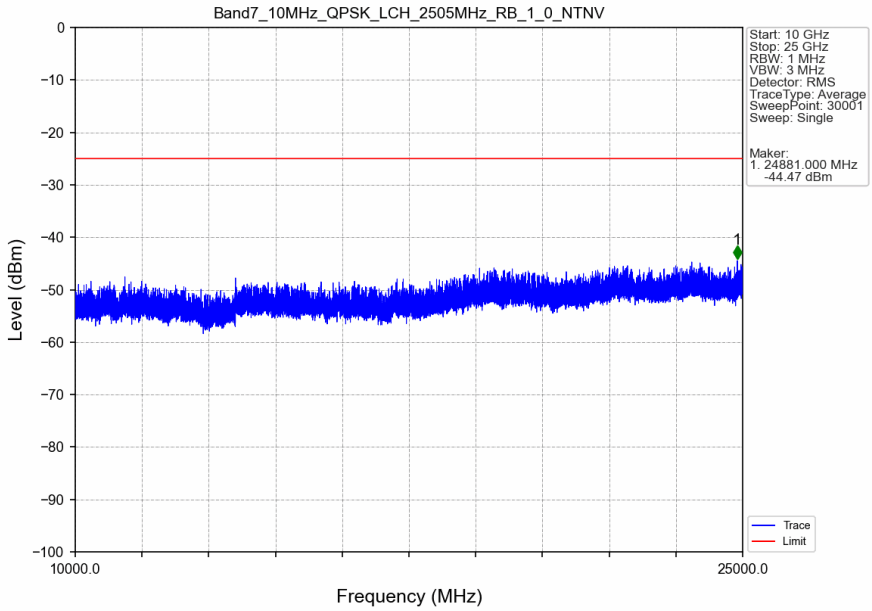

Band7_10MHz_QPSK_LCH_2505MHz_RB_1_0_NTNV

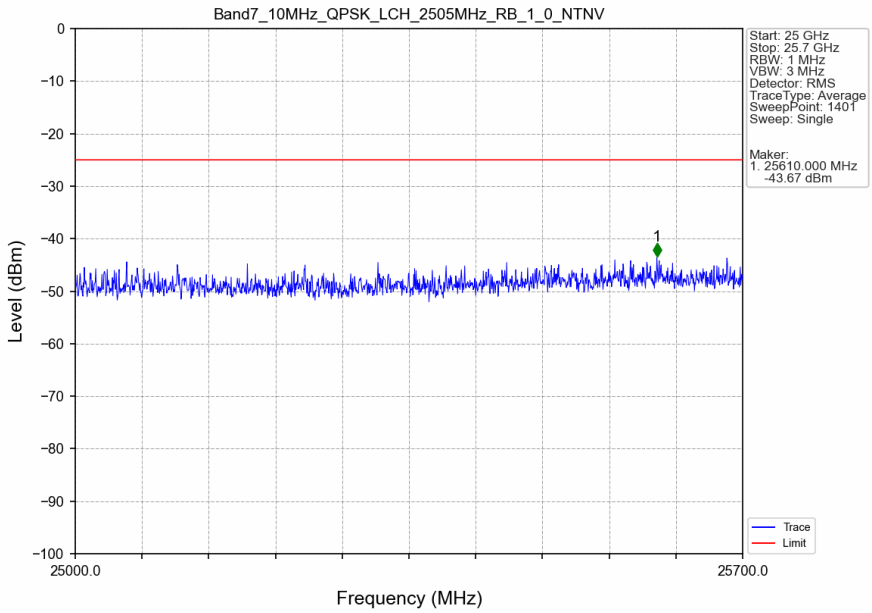

Band7_10MHz_QPSK_LCH_2505MHz_RB_50_0_NTNV

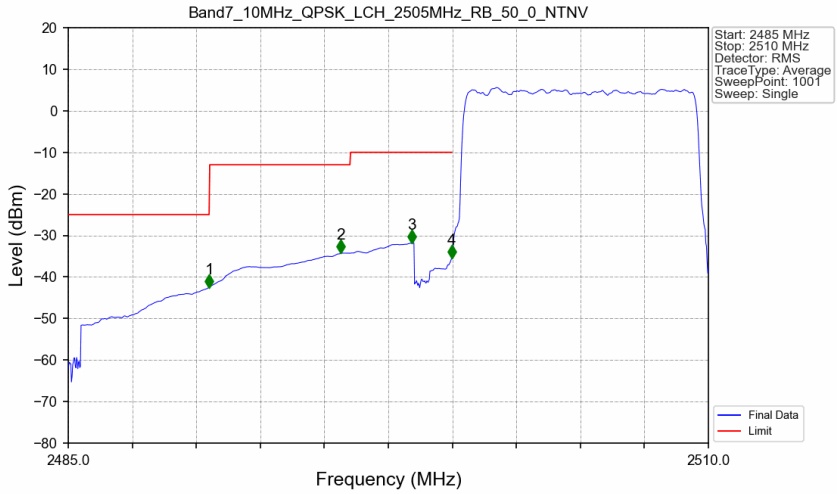

Start (MHz)	Stop (MHz)	RBW (MHz)	Method	Marker No.	Freq (MHz)	Level (dBm)	Limit (dBm)	Result
2485	2490.5	1	CHP	1	2490.500	-42.52	-25	Pass
2490.5	2496	1	CHP	2	2495.650	-34.27	-13	Pass
2496	2499	1	CHP	3	2498.425	-31.84	-10	Pass
2499	2500	0.2	CHP	4	2499.975	-35.54	-10	Pass
2500	2510	0.2	CHP	/	/	/	/	/

Band7_10MHz_QPSK_MCH_2535MHz_RB_1_0_NTNV

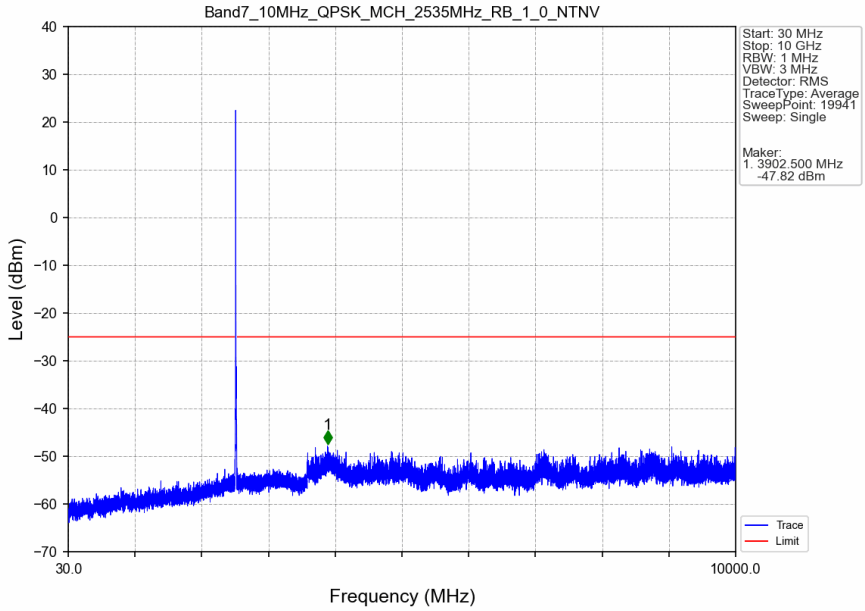

Band7_10MHz_QPSK_MCH_2535MHz_RB_1_0_NTNV

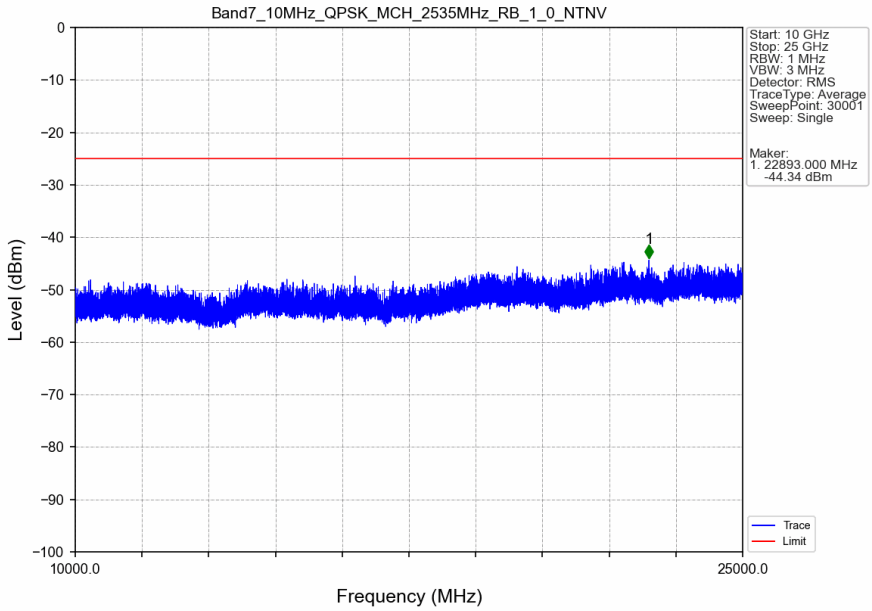

Band7_10MHz_QPSK_MCH_2535MHz_RB_1_0_NTNV

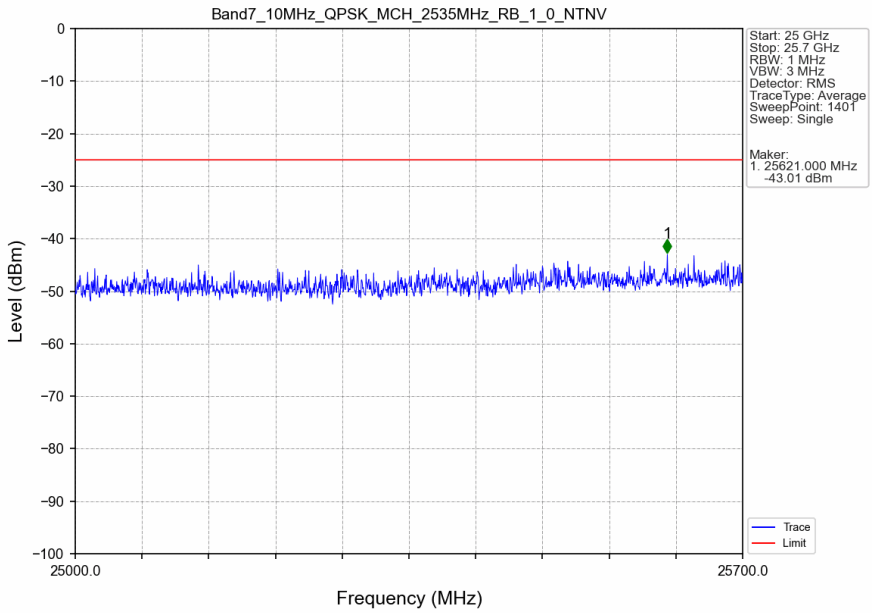

Band7_10MHz_QPSK_HCH_2565MHz_RB_1_0_NTNV

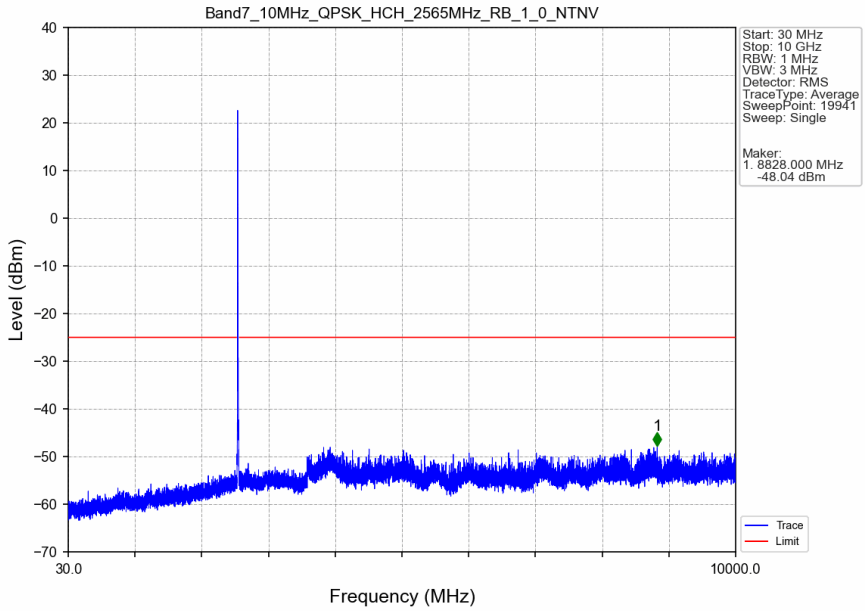

Band7_10MHz_QPSK_HCH_2565MHz_RB_1_0_NTNV

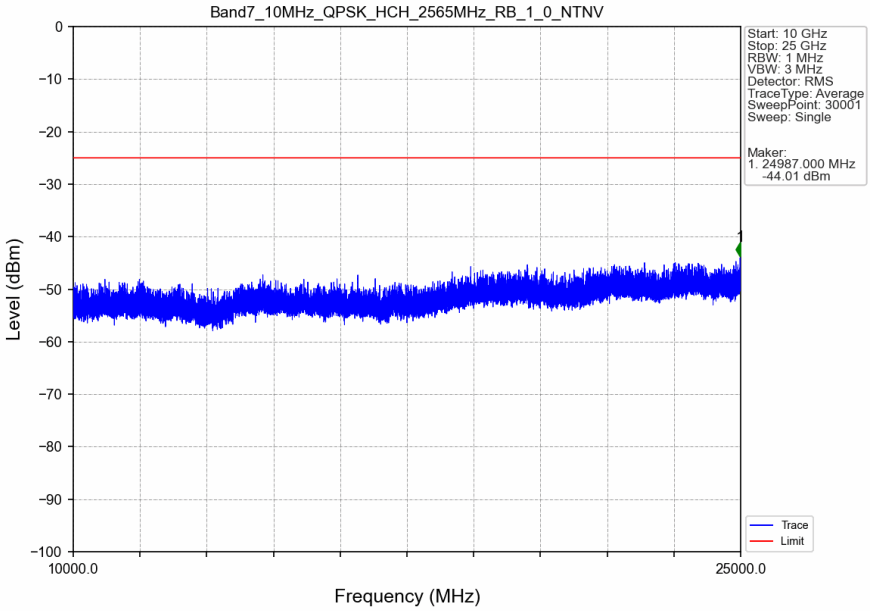

Band7_10MHz_QPSK_HCH_2565MHz_RB_1_0_NTNV

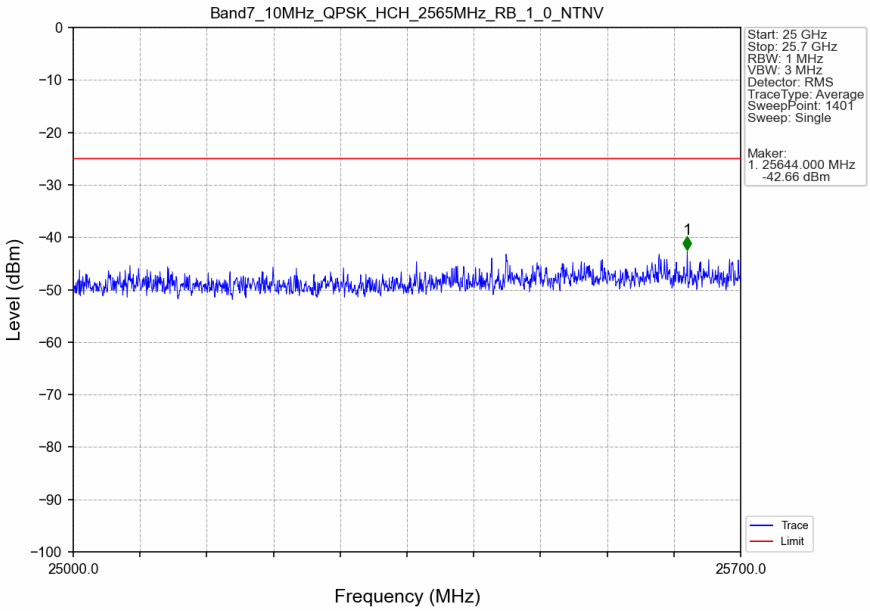

Band7_10MHz_QPSK_HCH_2565MHz_RB_1_49_NTNV

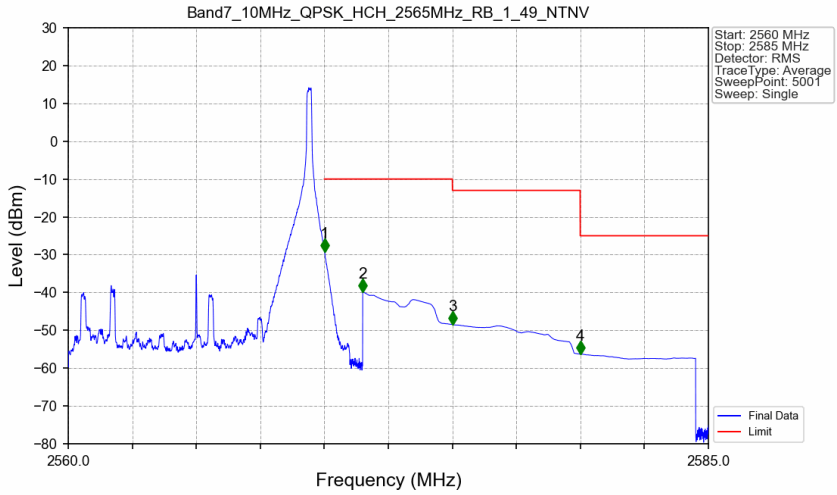

Start (MHz)	Stop (MHz)	RBW (MHz)	Method	Marker No.	Freq (MHz)	Level (dBm)	Limit (dBm)	Result
2560	2570	0.02	CHP	/	/	/	/	/
2570	2571	0.02	CHP	1	2570.005	-29.20	-10	Pass
2571	2575	1	CHP	2	2571.500	-39.85	-10	Pass
2575	2579.99	1	CHP	3	2575.005	-48.45	-13	Pass
2579.99	2585	1	CHP	4	2579.995	-56.26	-25	Pass

Band7_10MHz_QPSK_HCH_2565MHz_RB_50_0_NTNV

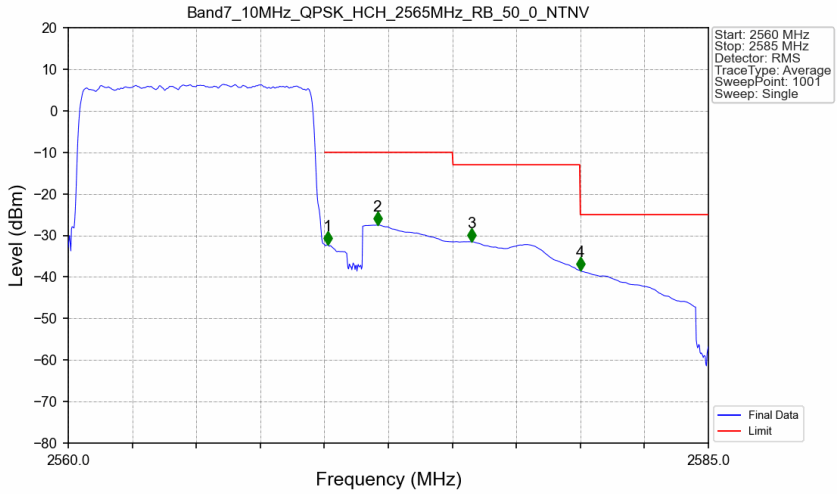

Start (MHz)	Stop (MHz)	RBW (MHz)	Method	Marker No.	Freq (MHz)	Level (dBm)	Limit (dBm)	Result
2560	2570	0.2	CHP	/	/	/	/	/
2570	2571	0.2	CHP	1	2570.125	-32.27	-10	Pass
2571	2575	1	CHP	2	2572.075	-27.51	-10	Pass
2575	2579.99	1	CHP	3	2575.750	-31.49	-13	Pass
2579.99	2585	1	CHP	4	2580.000	-38.50	-25	Pass

5.2.3 B7_15MHz

Band7_15MHz_QPSK_LCH_2507.5MHz_RB_1_0_NTNV

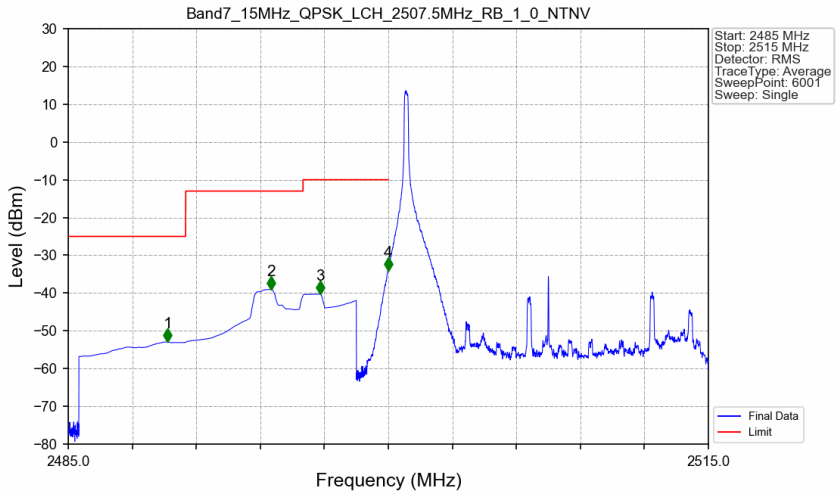

Start (MHz)	Stop (MHz)	RBW (MHz)	Method	Marker No.	Freq (MHz)	Level (dBm)	Limit (dBm)	Result
2485	2490.5	1	CHP	1	2489.650	-52.91	-25	Pass
2490.5	2496	1	CHP	2	2494.495	-38.99	-13	Pass
2496	2499	1	CHP	3	2496.815	-40.27	-10	Pass
2499	2500	0.02	CHP	4	2499.995	-33.98	-10	Pass
2500	2515	0.02	CHP	/	/	/	/	/

Band7_15MHz_QPSK_LCH_2507.5MHz_RB_1_0_NTNV

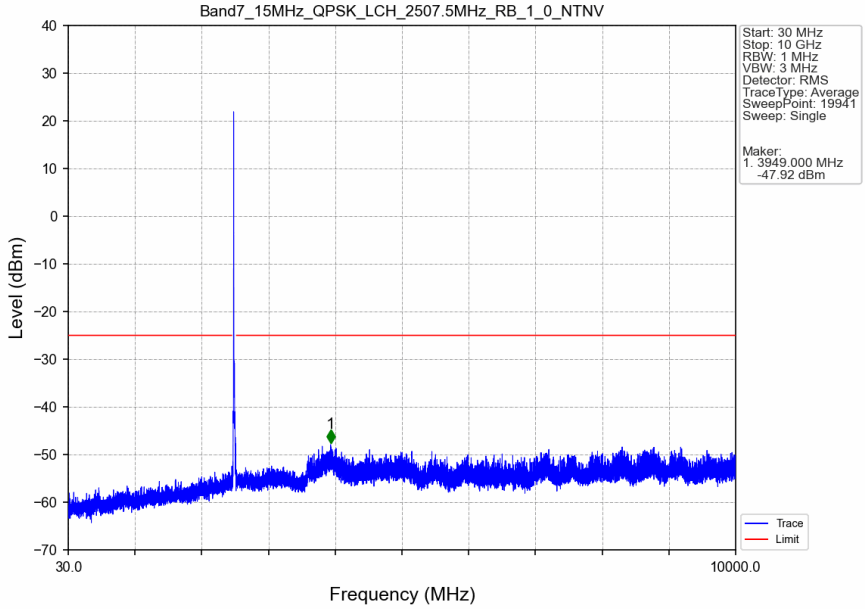

Band7_15MHz_QPSK_LCH_2507.5MHz_RB_1_0_NTNV

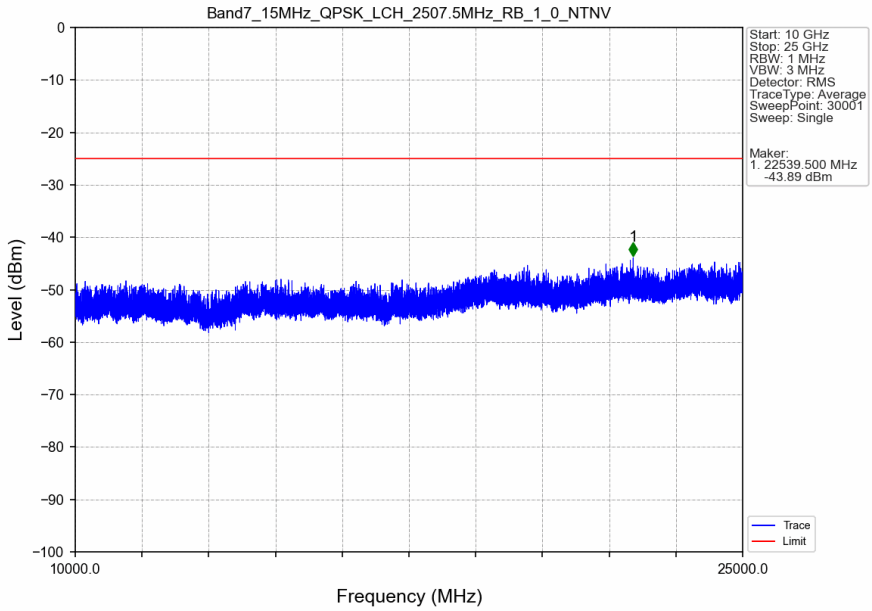

Band7_15MHz_QPSK_LCH_2507.5MHz_RB_1_0_NTNV

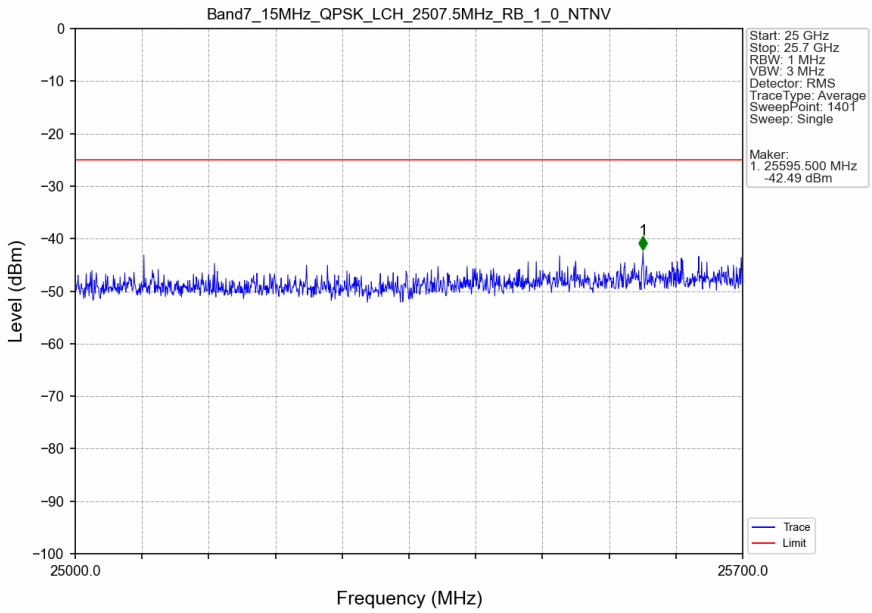

Band7_15MHz_QPSK_LCH_2507.5MHz_RB_75_0_NTNV

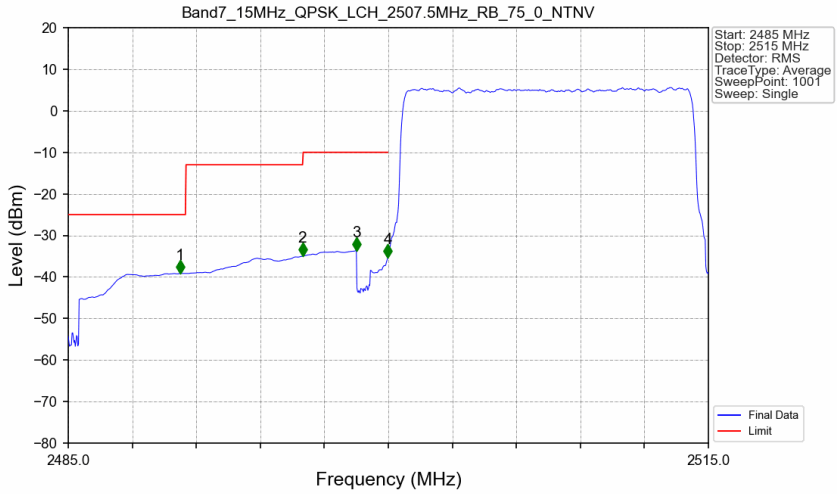

Start (MHz)	Stop (MHz)	RBW (MHz)	Method	Marker No.	Freq (MHz)	Level (dBm)	Limit (dBm)	Result
2485	2490.5	1	CHP	1	2490.250	-39.13	-25	Pass
2490.5	2496	1	CHP	2	2495.980	-34.99	-13	Pass
2496	2499	1	CHP	3	2498.500	-33.63	-10	Pass
2499	2500	0.298	CHP	4	2499.970	-35.38	-10	Pass
2500	2515	0.298	CHP	/	/	/	/	/

Band7_15MHz_QPSK_MCH_2535MHz_RB_1_0_NTNV

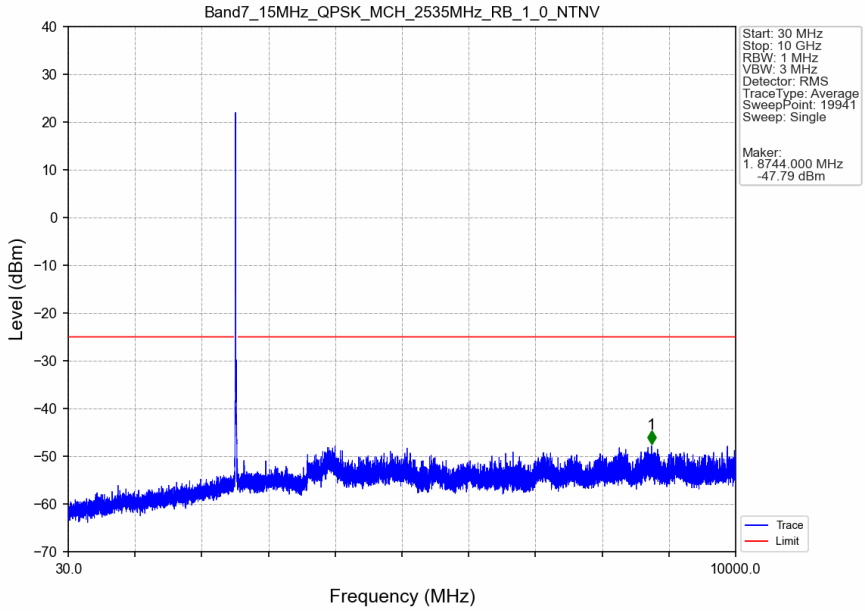

Band7_15MHz_QPSK_MCH_2535MHz_RB_1_0_NTNV

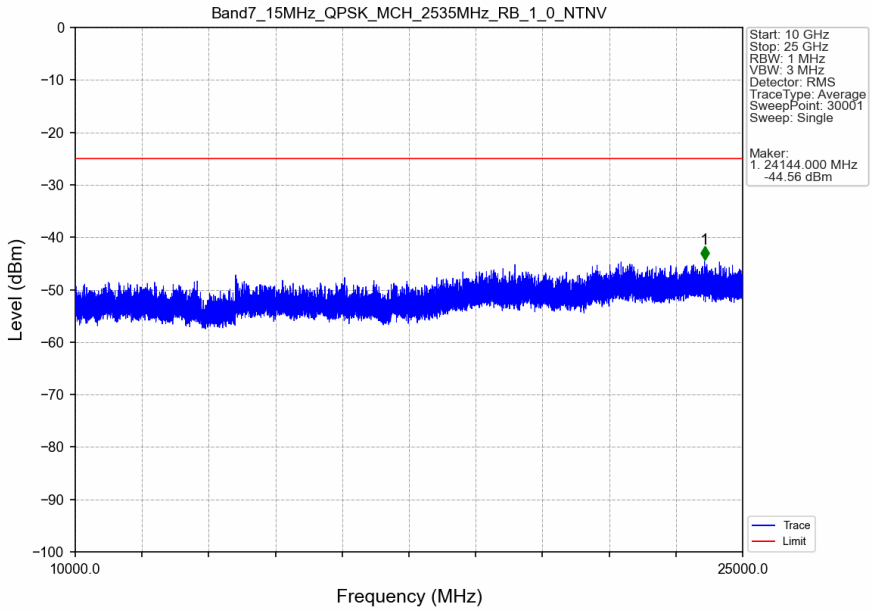

Band7_15MHz_QPSK_MCH_2535MHz_RB_1_0_NTNV

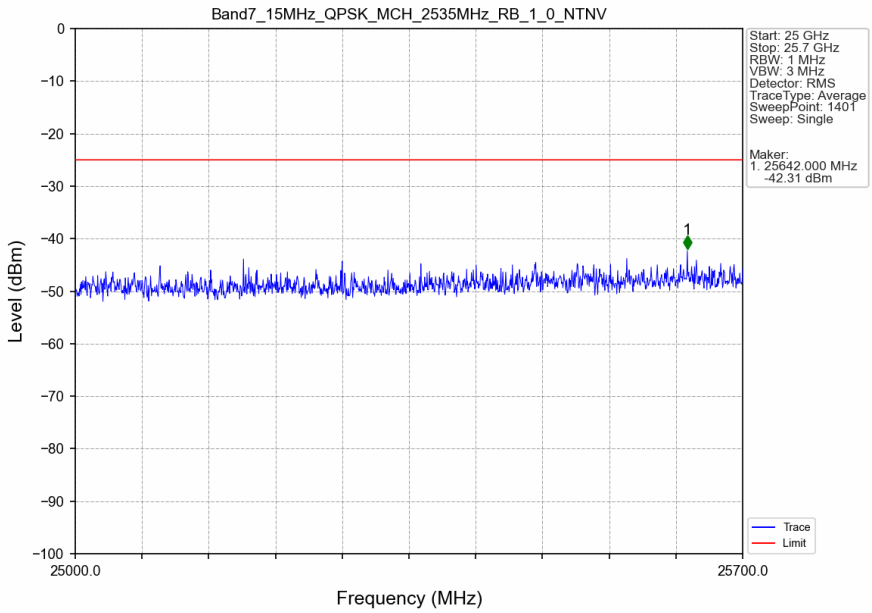

Band7_15MHz_QPSK_HCH_2562.5MHz_RB_1_0_NTNV

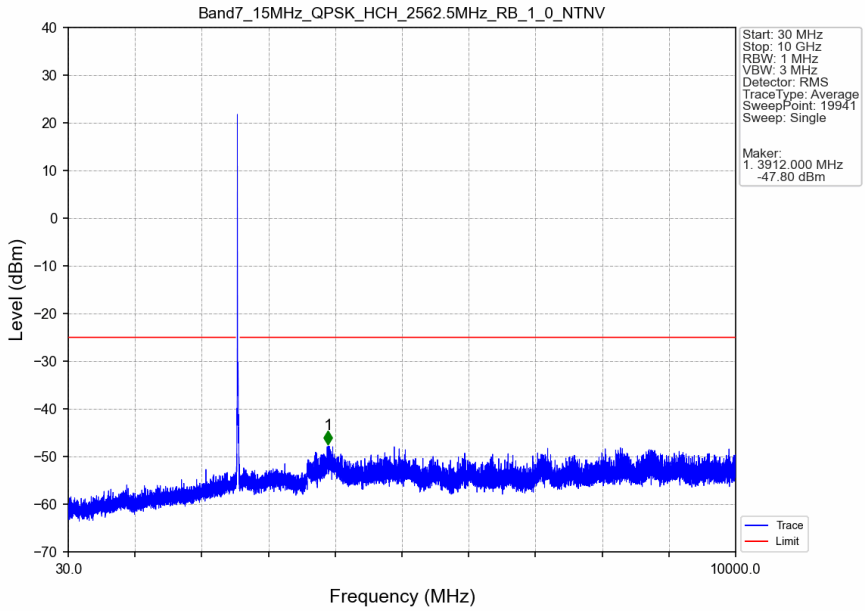

Band7_15MHz_QPSK_HCH_2562.5MHz_RB_1_0_NTNV

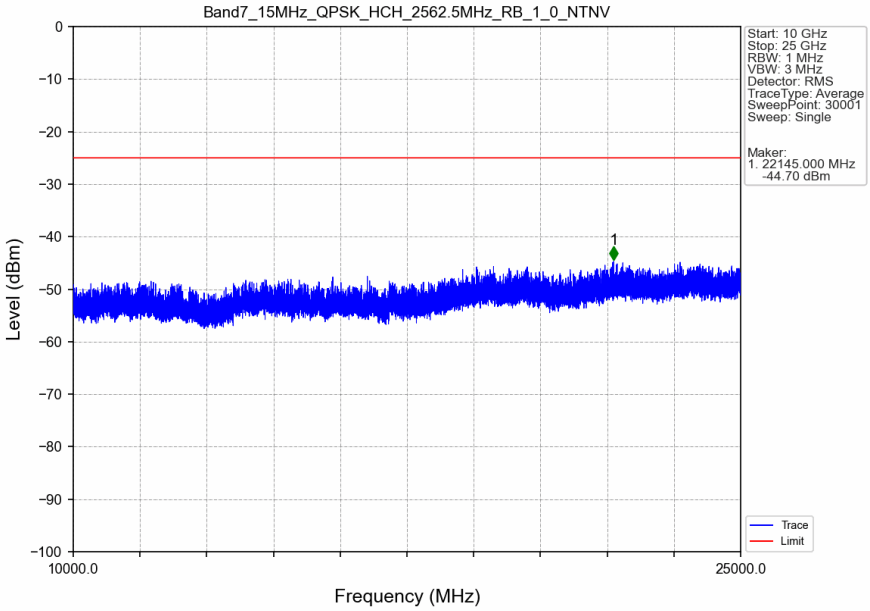

Band7_15MHz_QPSK_HCH_2562.5MHz_RB_1_0_NTNV

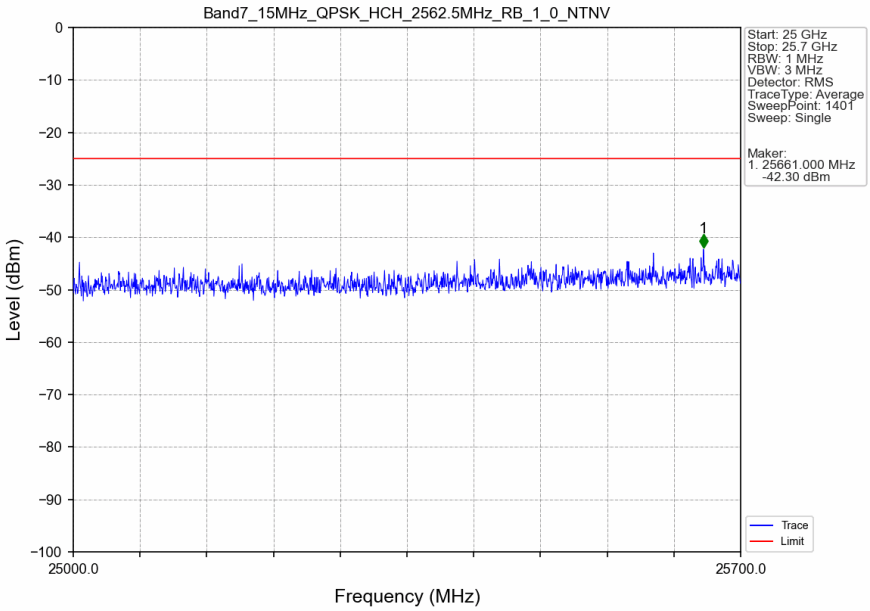

Band7_15MHz_QPSK_HCH_2562.5MHz_RB_1_74_NTNV

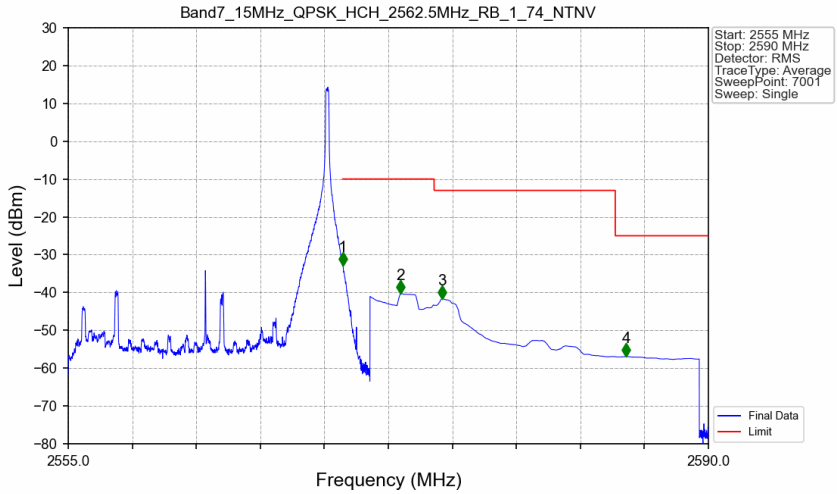

Start (MHz)	Stop (MHz)	RBW (MHz)	Method	Marker No.	Freq (MHz)	Level (dBm)	Limit (dBm)	Result
2555	2570	0.02	CHP	/	/	/	/	/
2570	2571	0.02	CHP	1	2570.020	-32.86	-10	Pass
2571	2575	1	CHP	2	2573.165	-40.33	-10	Pass
2575	2584.906	1	CHP	3	2575.445	-41.62	-13	Pass
2584.906	2590	1	CHP	4	2585.505	-56.93	-25	Pass

Band7_15MHz_QPSK_HCH_2562.5MHz_RB_75_0_NTNV

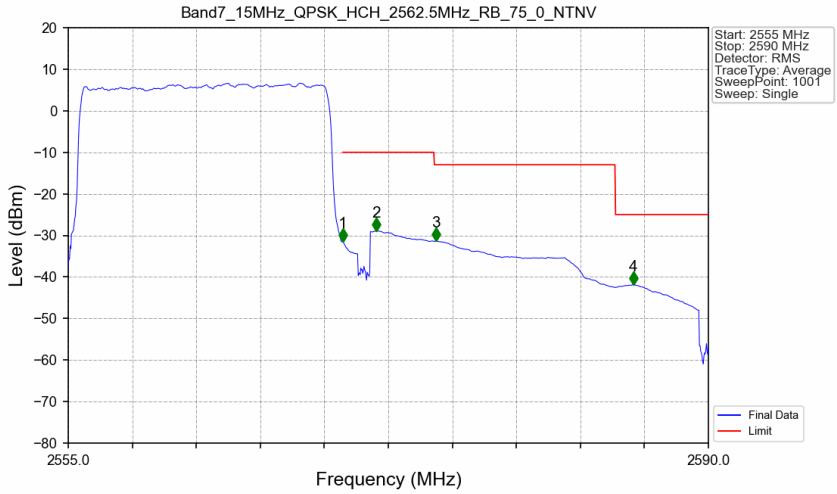

Start (MHz)	Stop (MHz)	RBW (MHz)	Method	Marker No.	Freq (MHz)	Level (dBm)	Limit (dBm)	Result
2555	2570	0.298	CHP	/	/	/	/	/
2570	2571	0.298	CHP	1	2570.015	-31.55	-10	Pass
2571	2575	1	CHP	2	2571.835	-28.92	-10	Pass
2575	2584.906	1	CHP	3	2575.090	-31.37	-13	Pass
2584.906	2590	1	CHP	4	2585.905	-41.81	-25	Pass

5.2.4 B7_20MHz

Band7_20MHz_QPSK_LCH_2510MHz_RB_1_0_NTNV

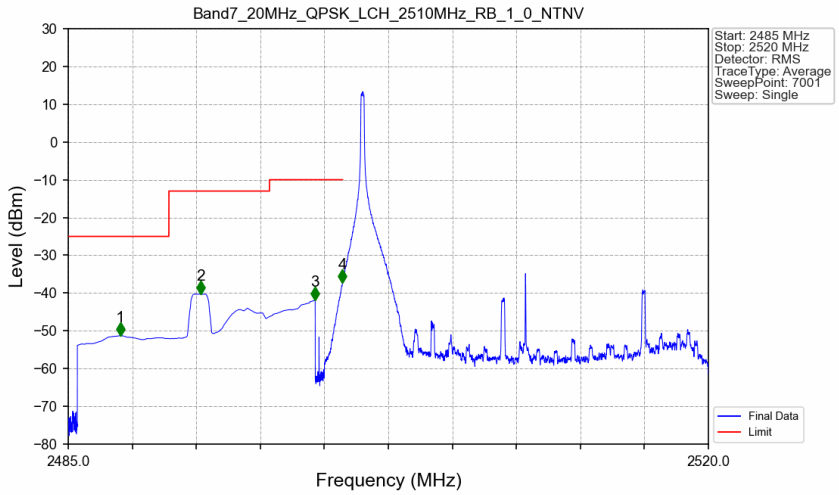

Start (MHz)	Stop (MHz)	RBW (MHz)	Method	Marker No.	Freq (MHz)	Level (dBm)	Limit (dBm)	Result
2485	2490.5	1	CHP	1	2487.845	-51.25	-25	Pass
2490.5	2496	1	CHP	2	2492.235	-40.28	-13	Pass
2496	2499	1	CHP	3	2498.495	-41.89	-10	Pass
2499	2500	0.02	CHP	4	2499.995	-37.32	-10	Pass
2500	2520	0.02	CHP	/	/	/	/	/

Band7_20MHz_QPSK_LCH_2510MHz_RB_1_0_NTNV

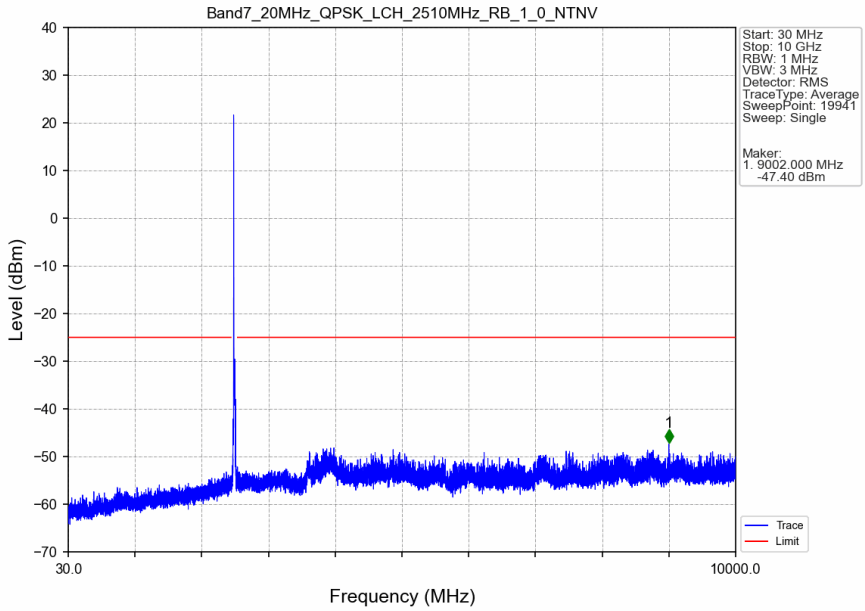

Band7_20MHz_QPSK_LCH_2510MHz_RB_1_0_NTNV

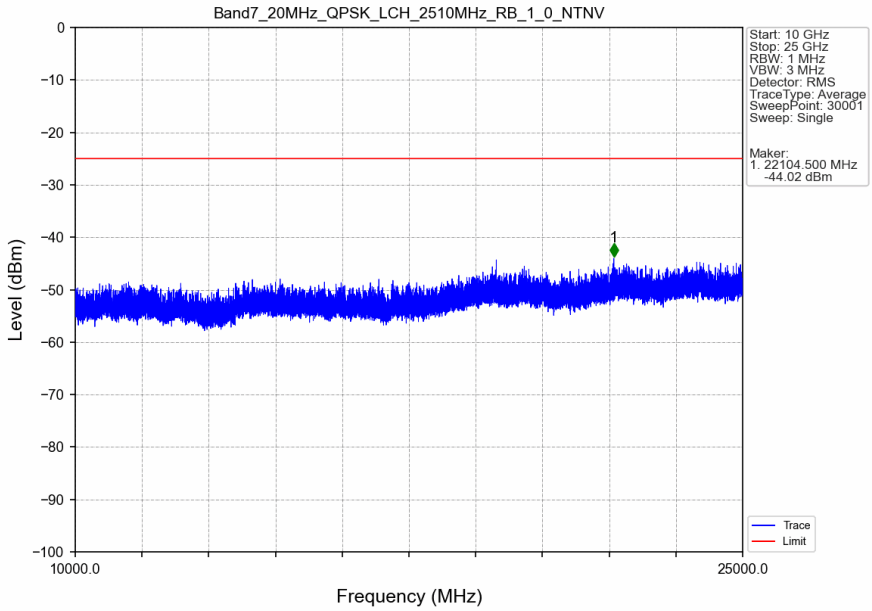

Band7_20MHz_QPSK_LCH_2510MHz_RB_1_0_NTNV

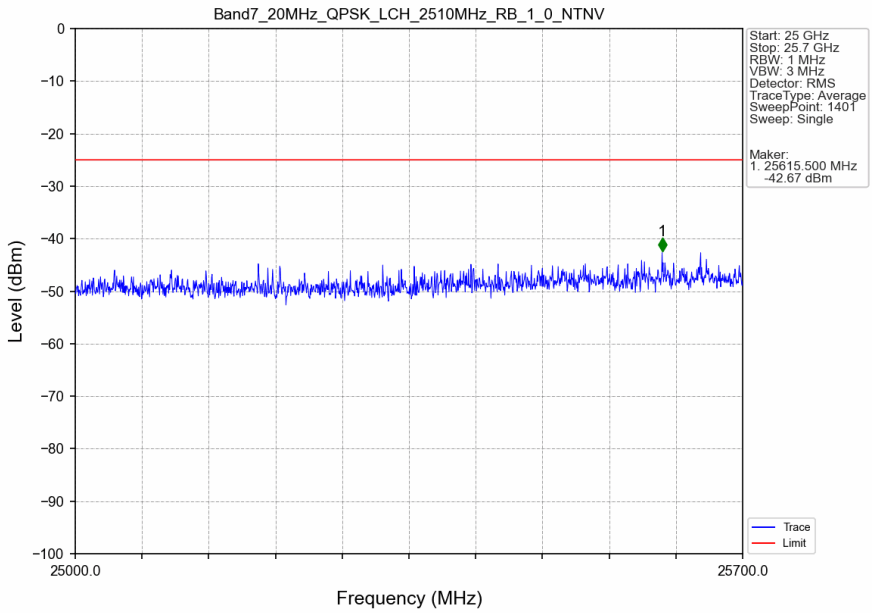

Band7_20MHz_QPSK_LCH_2510MHz_RB_100_0_NTNV

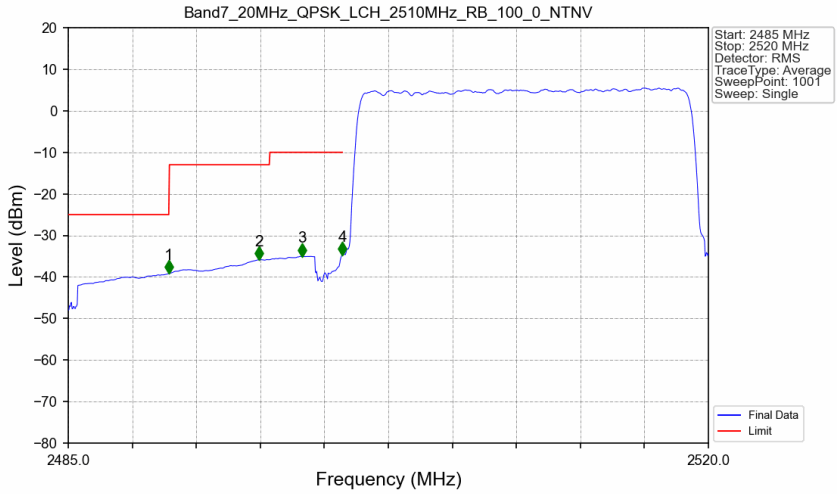

Start (MHz)	Stop (MHz)	RBW (MHz)	Method	Marker No.	Freq (MHz)	Level (dBm)	Limit (dBm)	Result
2485	2490.5	1	CHP	1	2490.495	-39.23	-25	Pass
2490.5	2496	1	CHP	2	2495.430	-35.84	-13	Pass
2496	2499	1	CHP	3	2497.775	-35.05	-10	Pass
2499	2500	0.393	CHP	4	2499.980	-34.71	-10	Pass
2500	2520	0.393	CHP	/	/	/	/	/

Band7_20MHz_QPSK_MCH_2535MHz_RB_1_0_NTNV

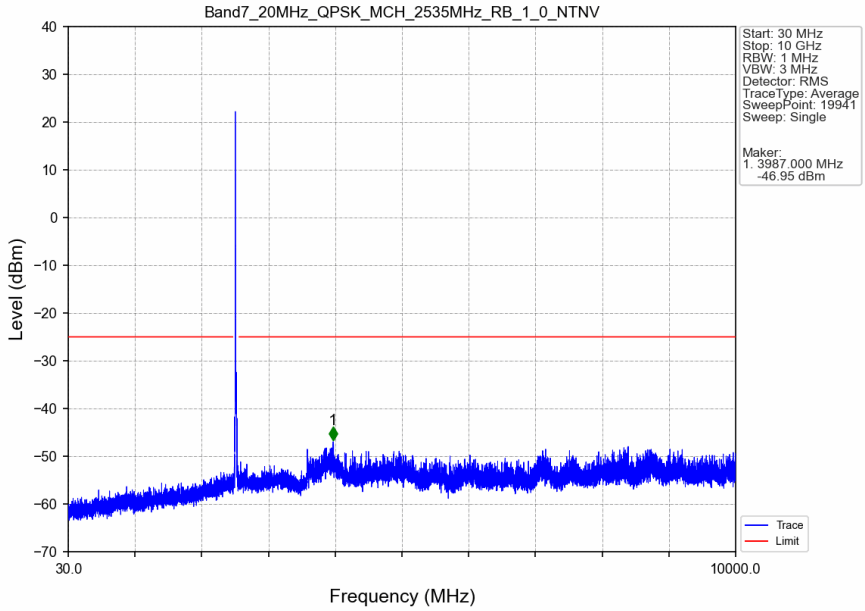

Band7_20MHz_QPSK_MCH_2535MHz_RB_1_0_NTNV

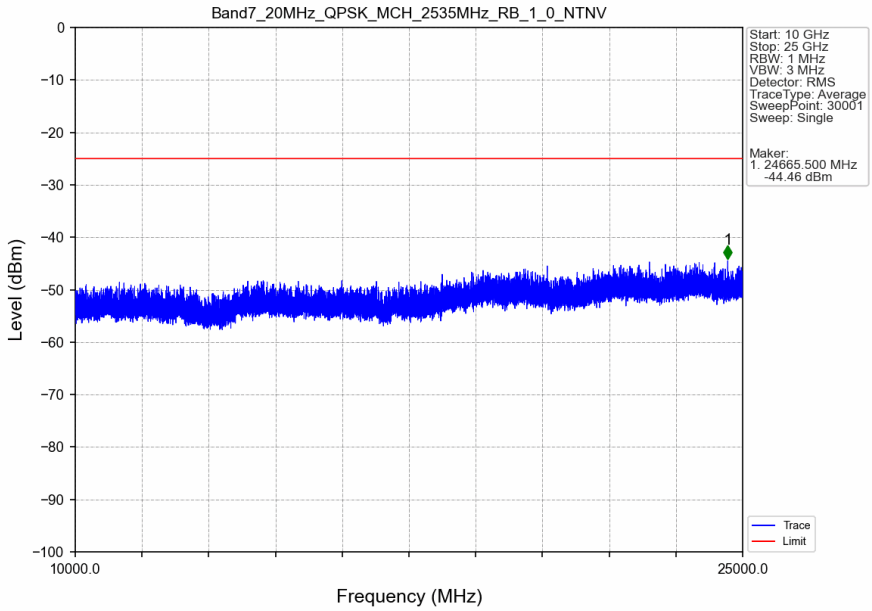

Band7_20MHz_QPSK_MCH_2535MHz_RB_1_0_NTNV

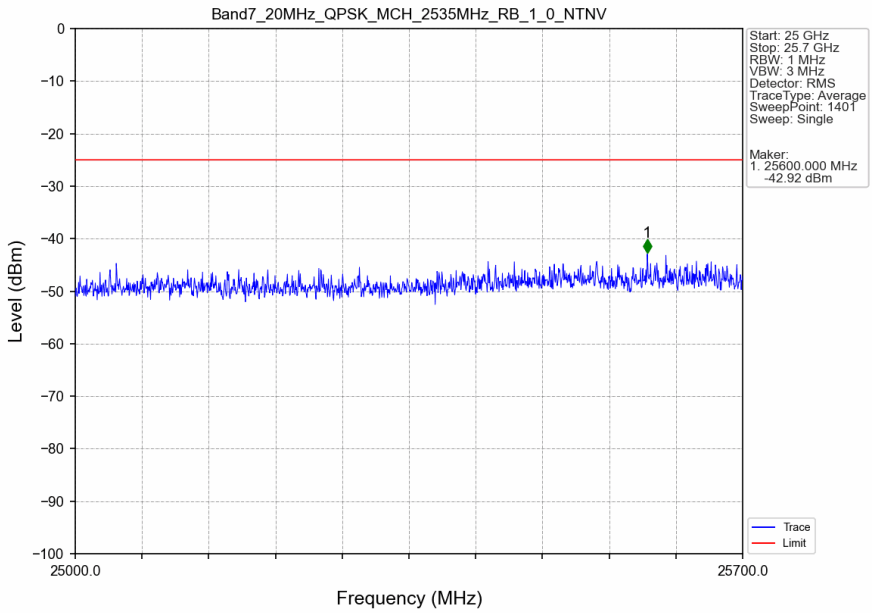

Band7_20MHz_QPSK_HCH_2560MHz_RB_1_0_NTNV

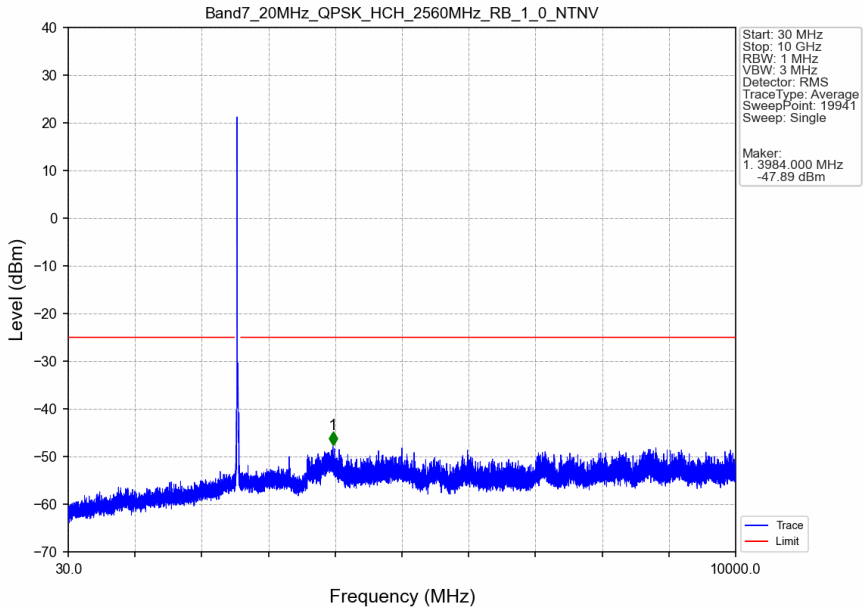

Band7_20MHz_QPSK_HCH_2560MHz_RB_1_0_NTNV

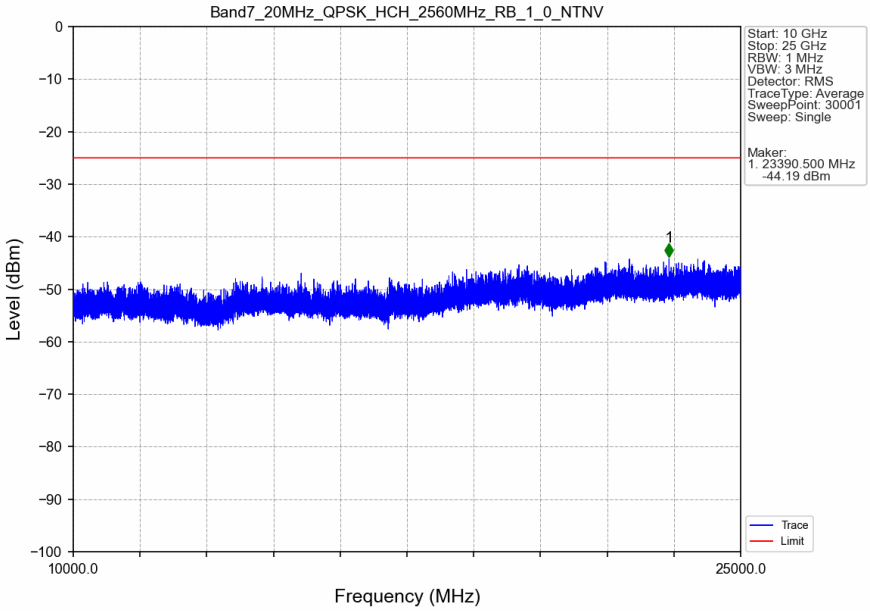

Band7_20MHz_QPSK_HCH_2560MHz_RB_1_0_NTNV

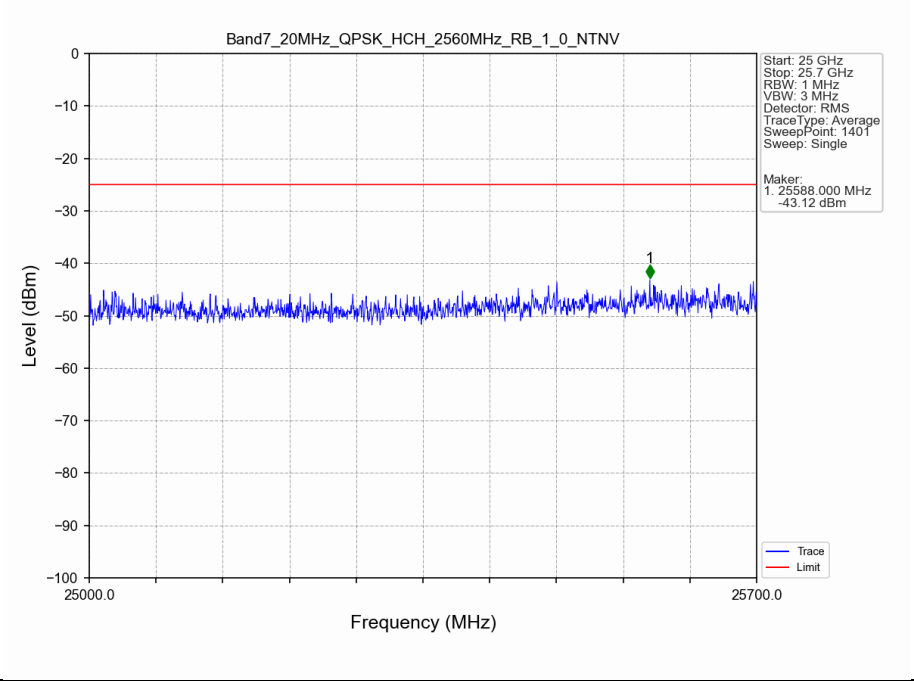

Band7_20MHz_QPSK_HCH_2560MHz_RB_1_99_NTNV

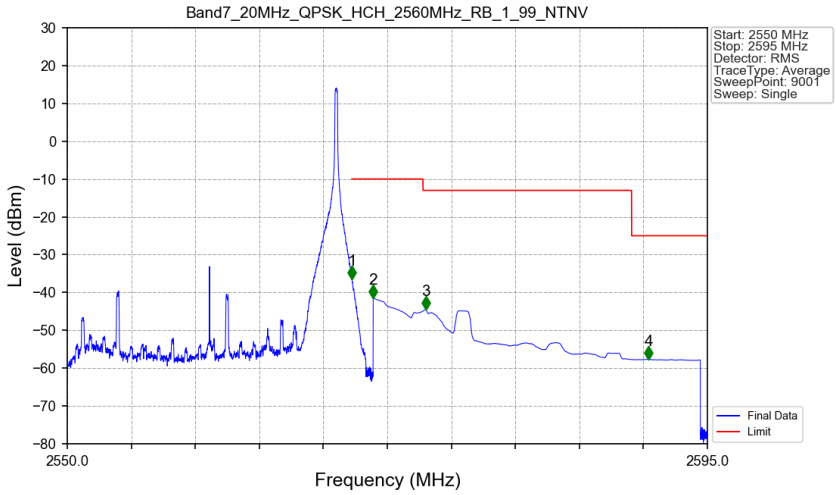

Start (MHz)	Stop (MHz)	RBW (MHz)	Method	Marker No.	Freq (MHz)	Level (dBm)	Limit (dBm)	Result
2550	2570	0.02	CHP	/	/	/	/	/
2570	2571	0.02	CHP	1	2570.015	-36.45	-10	Pass
2571	2575	1	CHP	2	2571.500	-41.52	-10	Pass
2575	2589.667	1	CHP	3	2575.195	-44.48	-13	Pass
2589.667	2595	1	CHP	4	2590.870	-57.63	-25	Pass

Band7_20MHz_QPSK_HCH_2560MHz_RB_100_0_NTNV

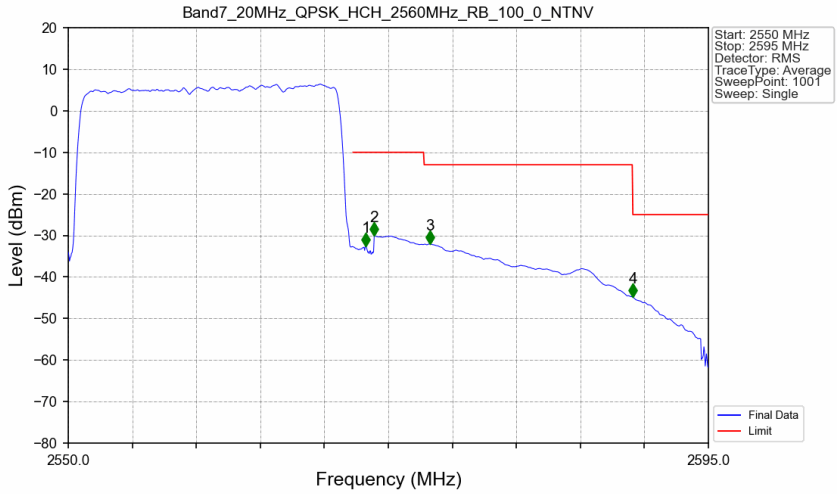

Start (MHz)	Stop (MHz)	RBW (MHz)	Method	Marker No.	Freq (MHz)	Level (dBm)	Limit (dBm)	Result
2550	2570	0.393	CHP	/	/	/	/	/
2570	2571	0.393	CHP	1	2570.925	-32.51	-10	Pass
2571	2575	1	CHP	2	2571.510	-29.97	-10	Pass
2575	2589.667	1	CHP	3	2575.425	-32.04	-13	Pass
2589.667	2595	1	CHP	4	2589.690	-44.86	-25	Pass

6. Field Strength of Spurious Radiation

LTE Band 7-Low channel, Modulation: QPSK, Bandwidth:20MHz, 1RB#0								
Frequency (MHz)	**EIRP (dBm)**	**Limit (dBm)**	**Over Limit (dB)**	**S.G. Power (dBm)**	**Cable Loss (dB)**	**Antenna Gain (dBi)**	**Polarization (H/V)**	**Result**
5002.0	-53.37	-25	-28.37	-58.94	4.57	10.14	Horizontal	Pass
7503.0	-56.9	-25	-31.9	-63.7	4.94	11.74	Horizontal	Pass
10004.0	-54.34	-25	-29.34	-61.91	5.46	13.03	Horizontal	Pass
5002.0	-54.59	-25	-29.59	-60.16	4.57	10.14	Vertical	Pass
7503.0	-54.92	-25	-29.92	-61.72	4.94	11.74	Vertical	Pass
10004.0	-55.03	-25	-30.03	-62.6	5.46	13.03	Vertical	Pass

LTE Band 7-Middle channel, Modulation: QPSK, Bandwidth:20MHz, 1RB#0								
Frequency (MHz)	**EIRP (dBm)**	**Limit (dBm)**	**Over Limit (dB)**	**S.G. Power (dBm)**	**Cable Loss (dB)**	**Antenna Gain (dBi)**	**Polarization (H/V)**	**Result**
5052.0	-53.13	-25	-28.13	-58.71	4.59	10.17	Horizontal	Pass
7578.0	-57.6	-25	-32.6	-64.48	4.95	11.83	Horizontal	Pass
10104.0	-53.63	-25	-28.63	-61.2	5.48	13.05	Horizontal	Pass
5052.0	-54.36	-25	-29.36	-59.94	4.59	10.17	Vertical	Pass
7578.0	-56.27	-25	-31.27	-63.15	4.95	11.83	Vertical	Pass
10104.0	-51.62	-25	-26.62	-59.19	5.48	13.05	Vertical	Pass

LTE Band 7-High channel, Modulation: QPSK, Bandwidth:20MHz, 1RB#0								
Frequency (MHz)	**EIRP (dBm)**	**Limit (dBm)**	**Over Limit (dB)**	**S.G. Power (dBm)**	**Cable Loss (dB)**	**Antenna Gain (dBi)**	**Polarization (H/V)**	**Result**
5102.0	-51.23	-25	-26.23	-56.83	4.6	10.2	Horizontal	Pass
7653.0	-55.92	-25	-30.92	-62.89	4.95	11.92	Horizontal	Pass
10204.0	-52.72	-25	-27.72	-60.3	5.49	13.07	Horizontal	Pass
5102.0	-52.77	-25	-27.77	-58.37	4.6	10.2	Vertical	Pass
7653.0	-55.9	-25	-30.9	-62.87	4.95	11.92	Vertical	Pass
10204.0	-53.08	-25	-28.08	-60.66	5.49	13.07	Vertical	Pass