Annex C Plots of System Performance Check

Test Laboratory: Shenzhen Morlab Communications Technology Co., Ltd. Date: 2024/6/4

System Check_750MHz

Communication System: UID 0, CW (0); Frequency: 750 MHz;Duty Cycle: 1:1
Medium: HSL_750 Medium parameters used: f = 750 MHz; σ = 0.927 S/m; ε_r = 42.79; ρ = 1000 kg/m^3
Ambient Temperature：23.2 ℃; Liquid Temperature：22.1 ℃

DASY5 Configuration:
- Probe: EX3DV4 - SN3823; ConvF(9.39, 9.39, 9.39) @ 750 MHz; Calibrated: 2024/11/11
- Sensor-Surface: 2mm (Mechanical Surface Detection)
- Electronics: DAE4 Sn480; Calibrated: 2024/11/11
- Phantom: SAM 1; Type: QD000P40CD; Serial: 1811
- Measurement SW: DASY52, Version 52.10 (4); SEMCAD X Version 14.6.14 (7501)

CW750/Area Scan (81x81x1): Interpolated grid: dx=1.500 mm, dy=1.500 mm
Maximum value of SAR (interpolated) = 4.23 W/kg

CW750/Zoom Scan (5x5x7)/Cube 0: Measurement grid: dx=8mm, dy=8mm, dz=5mm
Reference Value = 73.46 V/m; Power Drift = -0.11 dB
Peak SAR (extrapolated) = 5.94 W/kg
SAR(1 g) = 2.24 W/kg; SAR(10 g) = 1.45 W/kg
Smallest distance from peaks to all points 3 dB below = 22.6 mm
Ratio of SAR at M2 to SAR at M1 = 66%
Maximum value of SAR (measured) = 4.13 W/kg

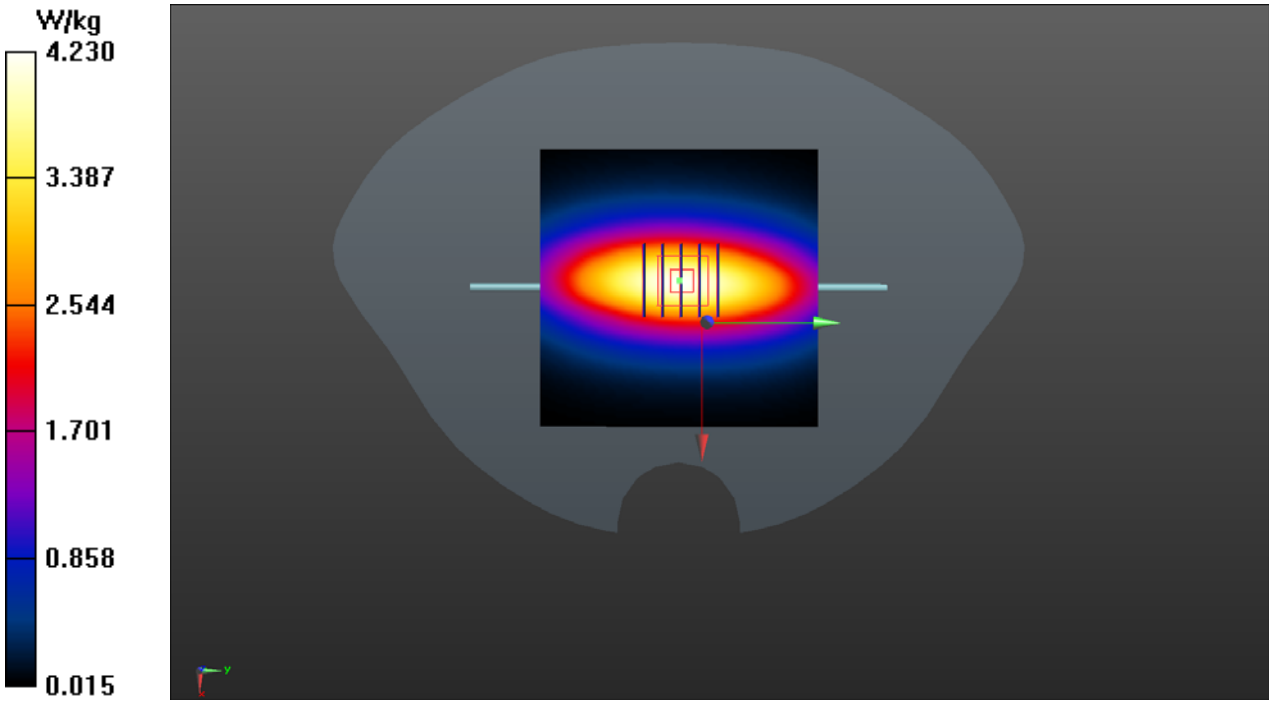

Test Laboratory: Shenzhen Morlab Communications Technology Co., Ltd. Date: 2025/6/7

System Check_900MHz

Communication System: UID 0, CW (0); Frequency: 900 MHz;Duty Cycle: 1:1
Medium: HSL_900 Medium parameters used: f = 900 MHz; σ = 0.984 S/m; ε_r = 41.932; ρ = 1000 kg/m^3
Ambient Temperature：23.2 ℃; Liquid Temperature：22.3 ℃

DASY5 Configuration:
- Probe: EX3DV4 - SN3823; ConvF(9, 9, 9) @ 900 MHz; Calibrated: 2024/11/11
- Sensor-Surface: 2mm (Mechanical Surface Detection)
- Electronics: DAE4 Sn480; Calibrated: 2024/11/11
- Phantom: SAM 1; Type: QD000P40CD; Serial: 1811
- Measurement SW: DASY52, Version 52.10 (4); SEMCAD X Version 14.6.14 (7501)

CW900/Area Scan (61x61x1): Interpolated grid: dx=1.500 mm, dy=1.500 mm
Maximum value of SAR (interpolated) = 3.17 W/kg

CW900/Zoom Scan (5x5x7)/Cube 0: Measurement grid: dx=8mm, dy=8mm, dz=5mm
Reference Value = 70.2 V/m; Power Drift = -0.11 dB
Peak SAR (extrapolated) = 3.56 W/kg
SAR(1 g) = 2.79 W/kg; SAR(10 g) = 1.85 W/kg
Smallest distance from peaks to all points 3 dB below = 15.5 mm
Ratio of SAR at M2 to SAR at M1 = 55.1%
Maximum value of SAR (measured) = 5.88 W/kg

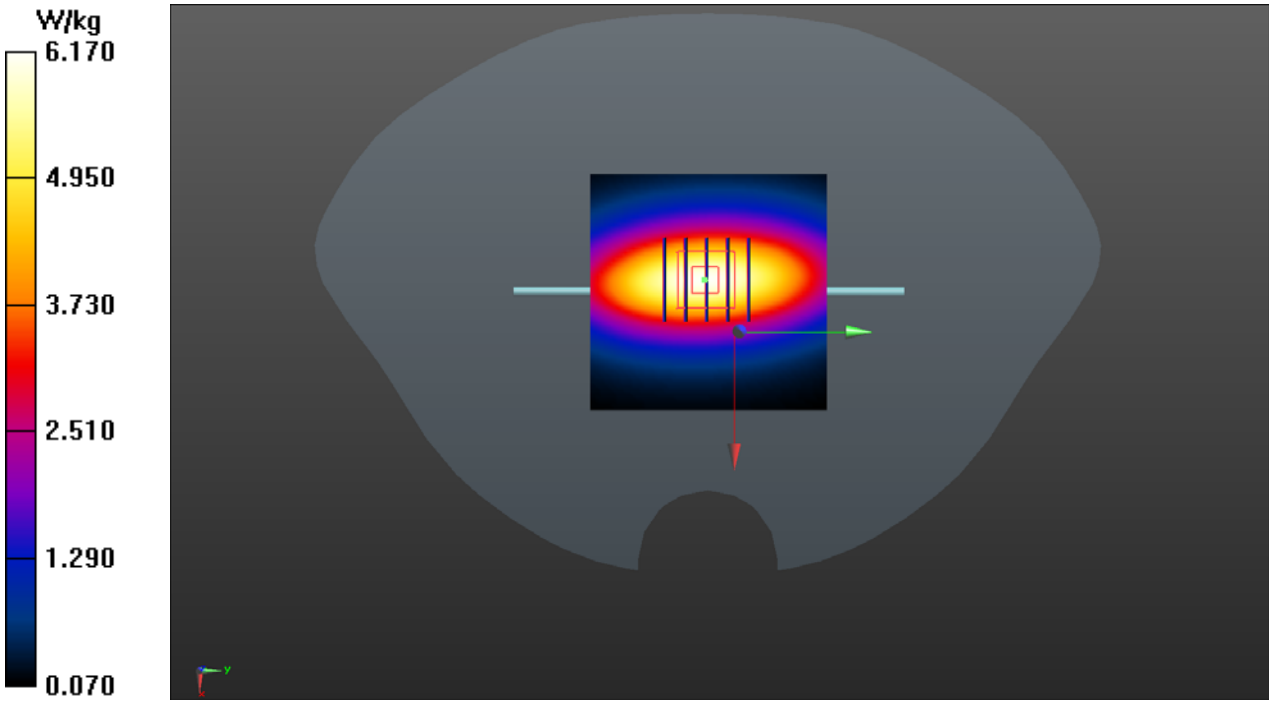

Test Laboratory: Shenzhen Morlab Communications Technology Co., Ltd. Date: 2025/6/6

System Check_900MHz

Communication System: UID 0, CW (0); Frequency: 900 MHz;Duty Cycle: 1:1
Medium: HSL_900 Medium parameters used: f = 900 MHz; σ = 0.981 S/m; ε_r = 41.937; ρ = 1000 kg/m^3
Ambient Temperature：23.2 ℃; Liquid Temperature：22.2 ℃

DASY5 Configuration:
- Probe: EX3DV4 - SN3823; ConvF(9, 9, 9) @ 900 MHz; Calibrated: 2024/11/11
- Sensor-Surface: 2mm (Mechanical Surface Detection)
- Electronics: DAE4 Sn480; Calibrated: 2024/11/11
- Phantom: SAM 1; Type: QD000P40CD; Serial: 1811
- Measurement SW: DASY52, Version 52.10 (4); SEMCAD X Version 14.6.14 (7501)

CW900/Area Scan (61x61x1): Interpolated grid: dx=1.500 mm, dy=1.500 mm
Maximum value of SAR (interpolated) = 6.17 W/kg

CW900/Zoom Scan (5x5x7)/Cube 0: Measurement grid: dx=8mm, dy=8mm, dz=5mm
Reference Value = 77.16 V/m; Power Drift = -0.07 dB
Peak SAR (extrapolated) = 8.56 W/kg
SAR(1 g) = 2.82 W/kg; SAR(10 g) = 1.87 W/kg
Smallest distance from peaks to all points 3 dB below = 17.2 mm
Ratio of SAR at M2 to SAR at M1 = 65.1%
Maximum value of SAR (measured) = 5.88 W/kg

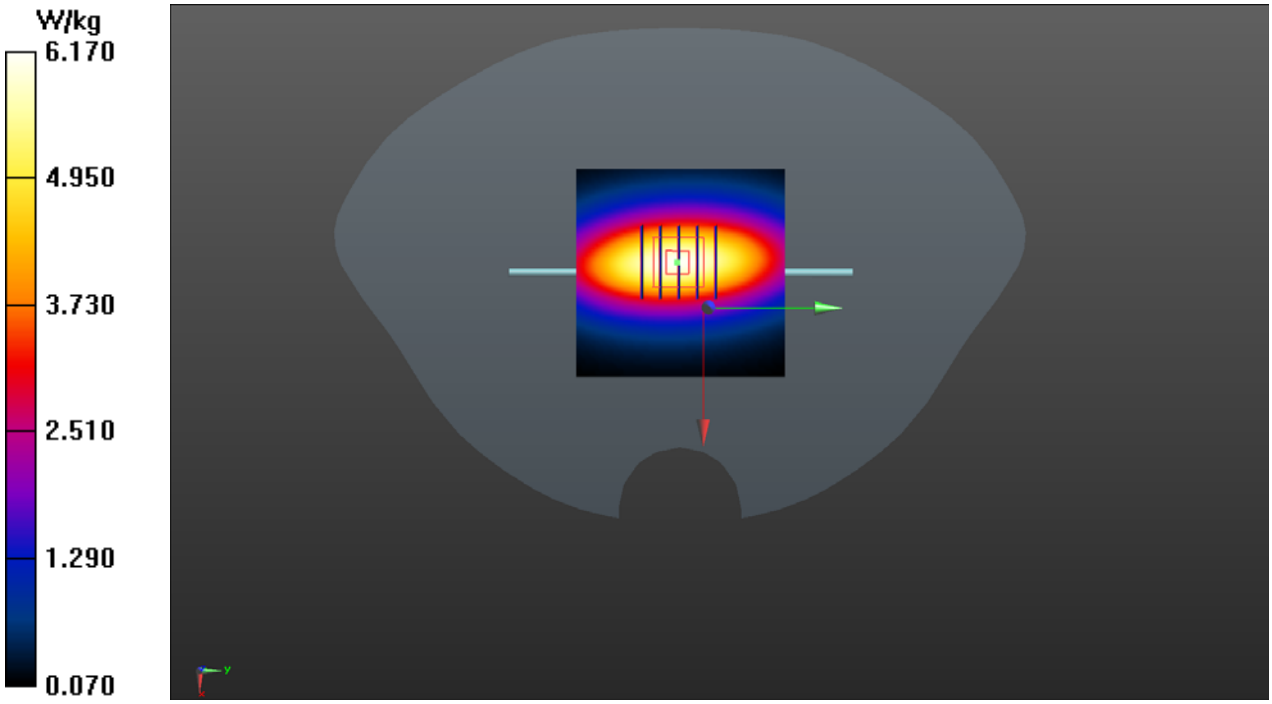

Test Laboratory: Shenzhen Morlab Communications Technology Co., Ltd. Date: 2025/6/8

System Check_1800MHz

Communication System: UID 0, CW (0); Frequency: 1800 MHz;Duty Cycle: 1:1
Medium: HSL_1800 Medium parameters used: f = 1800 MHz; σ = 1.452 S/m; ε_r = 41.257; ρ = 1000 kg/m^3
Ambient Temperature：23.2 ℃; Liquid Temperature：22.2 ℃

DASY5 Configuration:
- Probe: EX3DV4 - SN3823; ConvF(7.95, 7.95, 7.95) @ 1800 MHz; Calibrated: 2024/11/11
- Sensor-Surface: 2mm (Mechanical Surface Detection)
- Electronics: DAE4 Sn480; Calibrated: 2024/11/11
- Phantom: SAM 1; Type: QD000P40CD; Serial: 1811
- Measurement SW: DASY52, Version 52.10 (4); SEMCAD X Version 14.6.14 (7501)

CW1800/Area Scan (61x61x1): Interpolated grid: dx=1.500 mm, dy=1.500 mm
Maximum value of SAR (interpolated) = 21.6 W/kg

CW1800/Zoom Scan (5x5x7)/Cube 0: Measurement grid: dx=8mm, dy=8mm, dz=5mm
Reference Value = 116.9 V/m; Power Drift = -0.15 dB
Peak SAR (extrapolated) = 34.6 W/kg
SAR(1 g) = 10.13 W/kg; SAR(10 g) = 5.37 W/kg
Smallest distance from peaks to all points 3 dB below = 11.2 mm
Ratio of SAR at M2 to SAR at M1 = 55.1%
Maximum value of SAR (measured) = 19.8 W/kg

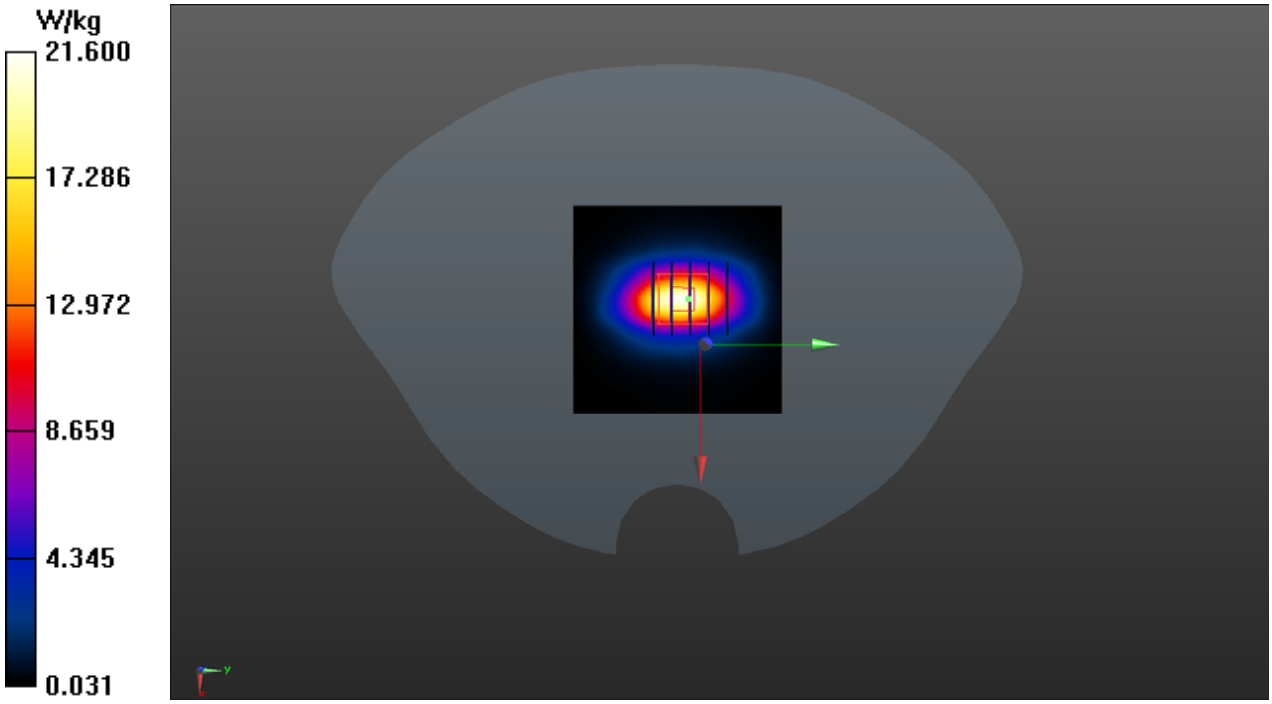

Test Laboratory: Shenzhen Morlab Communications Technology Co., Ltd. Date: 2024/6/9

System Check_1800MHz

Communication System: UID 0, CW (0); Frequency: 1800 MHz;Duty Cycle: 1:1
Medium: HSL_1800 Medium parameters used: f = 1800 MHz; σ = 1.447 S/m; ε_r = 41.262; ρ = 1000 kg/m^3
Ambient Temperature：23.2 ℃; Liquid Temperature：22.3 ℃

DASY5 Configuration:
- Probe: EX3DV4 - SN3823; ConvF(7.95, 7.95, 7.95) @ 1800 MHz; Calibrated: 2024/11/11
- Sensor-Surface: 2mm (Mechanical Surface Detection)
- Electronics: DAE4 Sn480; Calibrated: 2024/11/11
- Phantom: SAM 1; Type: QD000P40CD; Serial: 1811
- Measurement SW: DASY52, Version 52.10 (4); SEMCAD X Version 14.6.14 (7501)

CW1800/Area Scan (61x61x1): Interpolated grid: dx=1.500 mm, dy=1.500 mm
Maximum value of SAR (interpolated) = 12.7 W/kg

CW1800/Zoom Scan (5x5x7)/Cube 0: Measurement grid: dx=8mm, dy=8mm, dz=5mm
Reference Value = 96.7 V/m; Power Drift = -0.01 dB
Peak SAR (extrapolated) = 12.7 W/kg
SAR(1 g) = 10.18 W/kg; SAR(10 g) = 5.33 W/kg
Smallest distance from peaks to all points 3 dB below = 11.2 mm
Ratio of SAR at M2 to SAR at M1 = 55.5%
Maximum value of SAR (measured) = 12.7 W/kg

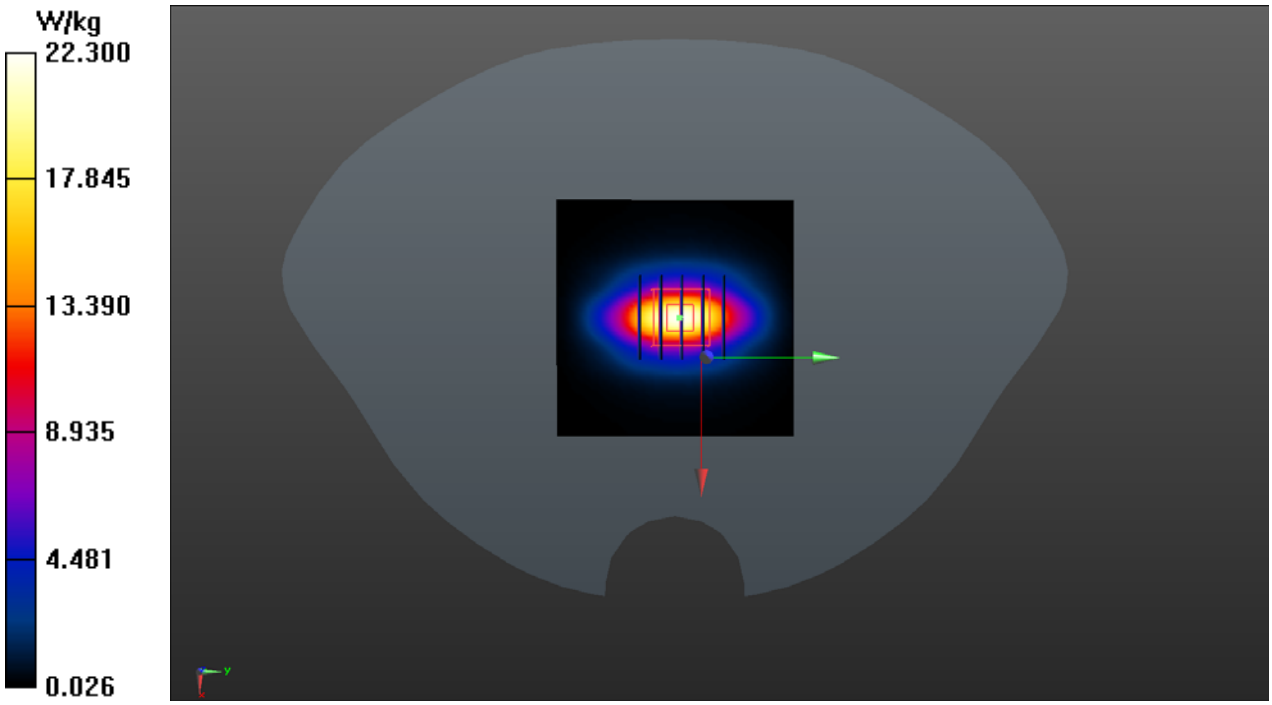

Test Laboratory: Shenzhen Morlab Communications Technology Co., Ltd. Date: 2025/6/10

System Check_1800MHz

Communication System: UID 0, CW (0); Frequency: 1800 MHz;Duty Cycle: 1:1
Medium: HSL_1800 Medium parameters used: f = 1800 MHz; σ = 1.449 S/m; ε_r = 41.253; ρ = 1000 kg/m^3
Ambient Temperature：23.2 ℃; Liquid Temperature：22.3 ℃

DASY5 Configuration:
- Probe: EX3DV4 - SN3823; ConvF(7.95, 7.95, 7.95) @ 1800 MHz; Calibrated: 2024/11/11
- Sensor-Surface: 2mm (Mechanical Surface Detection)
- Electronics: DAE4 Sn480; Calibrated: 2024/11/11
- Phantom: SAM 1; Type: QD000P40CD; Serial: 1811
- Measurement SW: DASY52, Version 52.10 (4); SEMCAD X Version 14.6.14 (7501)

CW1800/Area Scan (61x61x1): Interpolated grid: dx=1.500 mm, dy=1.500 mm
Maximum value of SAR (interpolated) = 12.3 W/kg

CW1800/Zoom Scan (5x5x7)/Cube 0: Measurement grid: dx=8mm, dy=8mm, dz=5mm
Reference Value = 90.58 V/m; Power Drift = -0.15 dB
Peak SAR (extrapolated) = 16.2 W/kg
SAR(1 g) = 10.02 W/kg; SAR(10 g) = 5.27 W/kg
Smallest distance from peaks to all points 3 dB below = 11.2 mm
Ratio of SAR at M2 to SAR at M1 = 56.6%
Maximum value of SAR (measured) = 10.9 W/kg

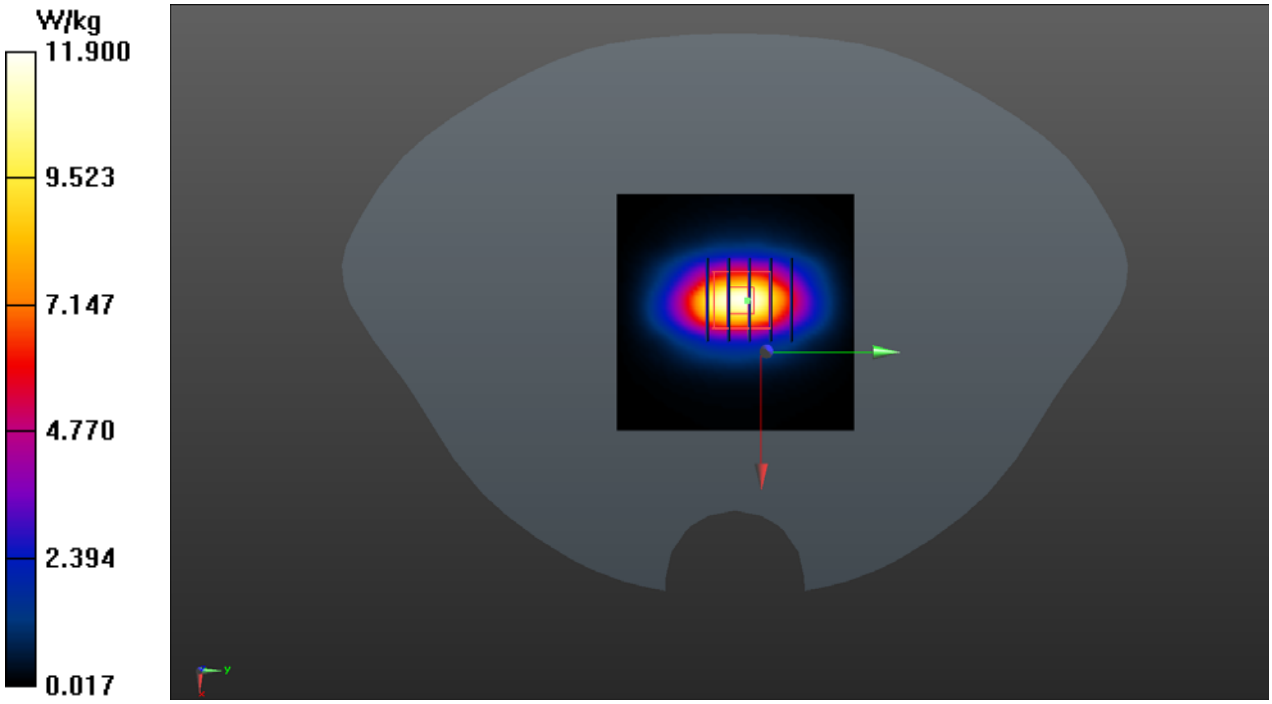

Test Laboratory: Shenzhen Morlab Communications Technology Co., Ltd. Date: 2025/6/12

System Check_2000MHz

Communication System: UID 0, CW (0); Frequency: 2000 MHz;Duty Cycle: 1:1
Medium: HSL_2000 Medium parameters used: f = 2000 MHz; σ = 1.466 S/m; ε_r = 39.925; ρ = 1000 kg/m^3
Ambient Temperature：23.2 ℃; Liquid Temperature：22.1 ℃

DASY5 Configuration:
- Probe: EX3DV4 - SN3823; ConvF(7.65, 7.65, 7.65) @ 2000 MHz; Calibrated: 2024/11/11
- Sensor-Surface: 2mm (Mechanical Surface Detection)
- Electronics: DAE4 Sn480; Calibrated: 2024/11/11
- Phantom: SAM 1; Type: QD000P40CD; Serial: 1811
- Measurement SW: DASY52, Version 52.10 (4); SEMCAD X Version 14.6.14 (7501)

CW2000/Area Scan (61x61x1): Interpolated grid: dx=1.500 mm, dy=1.500 mm
Maximum value of SAR (interpolated) = 29.2 W/kg

CW2000/Zoom Scan (5x5x7)/Cube 0: Measurement grid: dx=8mm, dy=8mm, dz=5mm
Reference Value = 150.6 V/m; Power Drift = -0.17 dB
Peak SAR (extrapolated) = 60.9 W/kg
SAR(1 g) = 11.3 W/kg; SAR(10 g) = 5.46 W/kg
Smallest distance from peaks to all points 3 dB below = 9.3 mm
Ratio of SAR at M2 to SAR at M1 = 45.2%
Maximum value of SAR (measured) = 27.4 W/kg

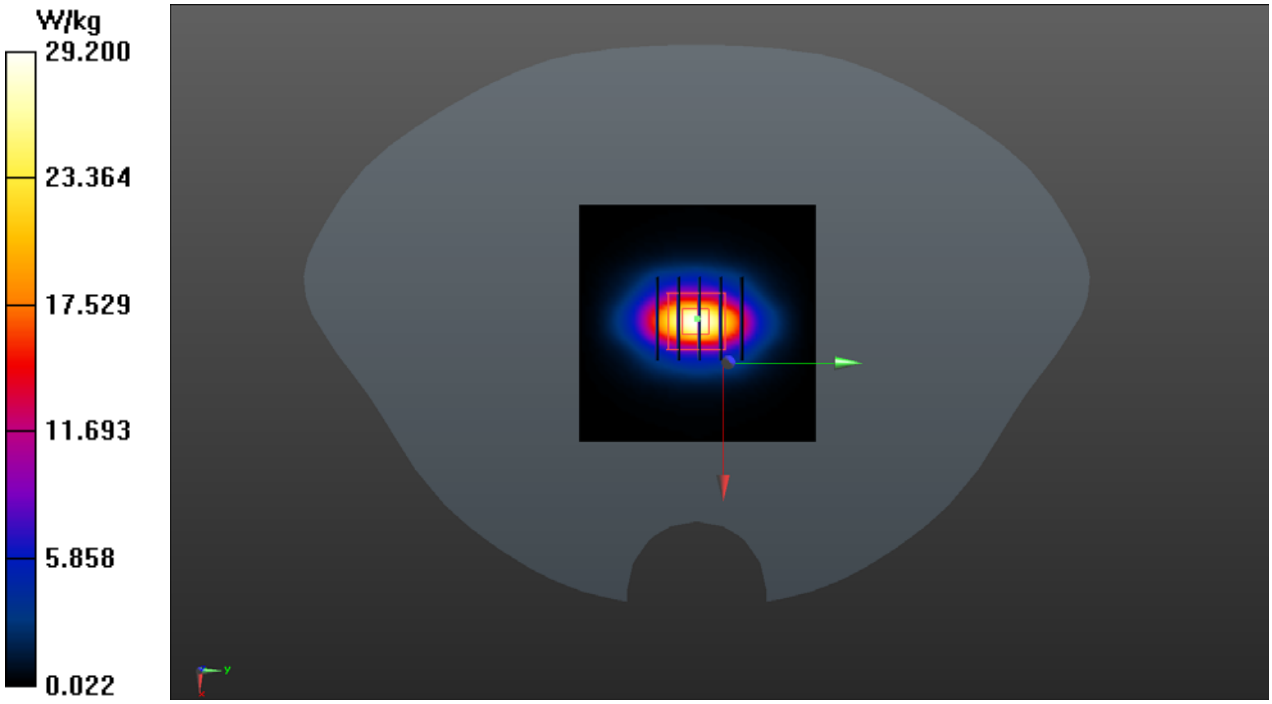

Test Laboratory: Shenzhen Morlab Communications Technology Co., Ltd. Date: 2025/6/13

System Check_2450MHz

Communication System: UID 0, CW (0); Frequency: 2450 MHz;Duty Cycle: 1:1
Medium: HSL_2450 Medium parameters used: f = 2450 MHz; σ = 1.832 S/m; ε_r = 38.971; ρ = 1000 kg/m^3
Ambient Temperature：23.2 ℃; Liquid Temperature：22.1 ℃

DASY5 Configuration:
- Probe: EX3DV4 - SN3823; ConvF(7.26, 7.26, 7.26) @ 2450 MHz; Calibrated: 2023/9/14
- Sensor-Surface: 2mm (Mechanical Surface Detection)
- Electronics: DAE4 Sn480; Calibrated: 2024/11/11
- Phantom: SAM 1; Type: QD000P40CD; Serial: 1811
- Measurement SW: DASY52, Version 52.10 (4); SEMCAD X Version 14.6.14 (7501)

CW2450/Area Scan (61x61x1): Interpolated grid: dx=1.500 mm, dy=1.500 mm
Maximum value of SAR (interpolated) = 15.1 W/kg

CW2450/Zoom Scan (5x5x7)/Cube 0: Measurement grid: dx=8mm, dy=8mm, dz=5mm
Reference Value = 87.62 V/m; Power Drift = 0.18 dB
Peak SAR (extrapolated) = 27.3 W/kg
SAR(1 g) = 5.38 W/kg; SAR(10 g) = 2.53 W/kg
Smallest distance from peaks to all points 3 dB below = 10.1 mm
Ratio of SAR at M2 to SAR at M1 = 50.6%
Maximum value of SAR (measured) = 15.1 W/kg

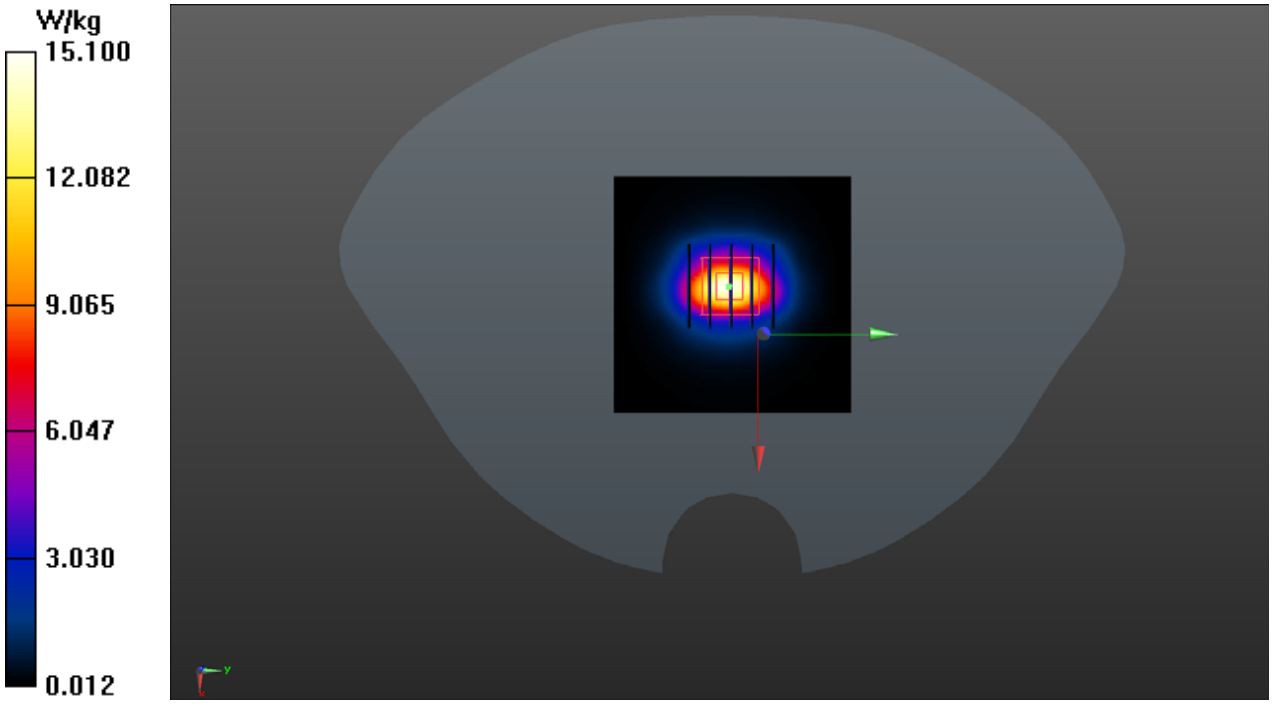

Test Laboratory: Shenzhen Morlab Communications Technology Co., Ltd. Date: 2025/6/15

System Check_2600MHz

Communication System: UID 0, CW (0); Frequency: 2600 MHz;Duty Cycle: 1:1
Medium: HSL_2600 Medium parameters used: f = 2600 MHz; σ = 2.029 S/m; ε_r = 38.668; ρ = 1000 kg/m^3
Ambient Temperature：23.2 ℃; Liquid Temperature：22.4 ℃

DASY5 Configuration:
- Probe: EX3DV4 - SN3823; ConvF(7.09, 7.09, 7.09) @ 2600 MHz; Calibrated: 2024/11/11
- Sensor-Surface: 2mm (Mechanical Surface Detection)
- Electronics: DAE4 Sn480; Calibrated: 2024/11/11
- Phantom: SAM 1; Type: QD000P40CD; Serial: 1811
- Measurement SW: DASY52, Version 52.10 (4); SEMCAD X Version 14.6.14 (7501)

CW2600/Area Scan (71x81x1): Interpolated grid: dx=1.500 mm, dy=1.500 mm
Maximum value of SAR (interpolated) = 34.2 W/kg

CW2600/Zoom Scan (5x5x7)/Cube 0: Measurement grid: dx=8mm, dy=8mm, dz=5mm
Reference Value = 111.0 V/m; Power Drift = -0.13 dB
Peak SAR (extrapolated) = 82.5 W/kg
SAR(1 g) = 6.02 W/kg; SAR(10 g) = 2.6 W/kg
Smallest distance from peaks to all points 3 dB below = 9.3 mm
Ratio of SAR at M2 to SAR at M1 = 42.2%
Maximum value of SAR (measured) = 34.2 W/kg

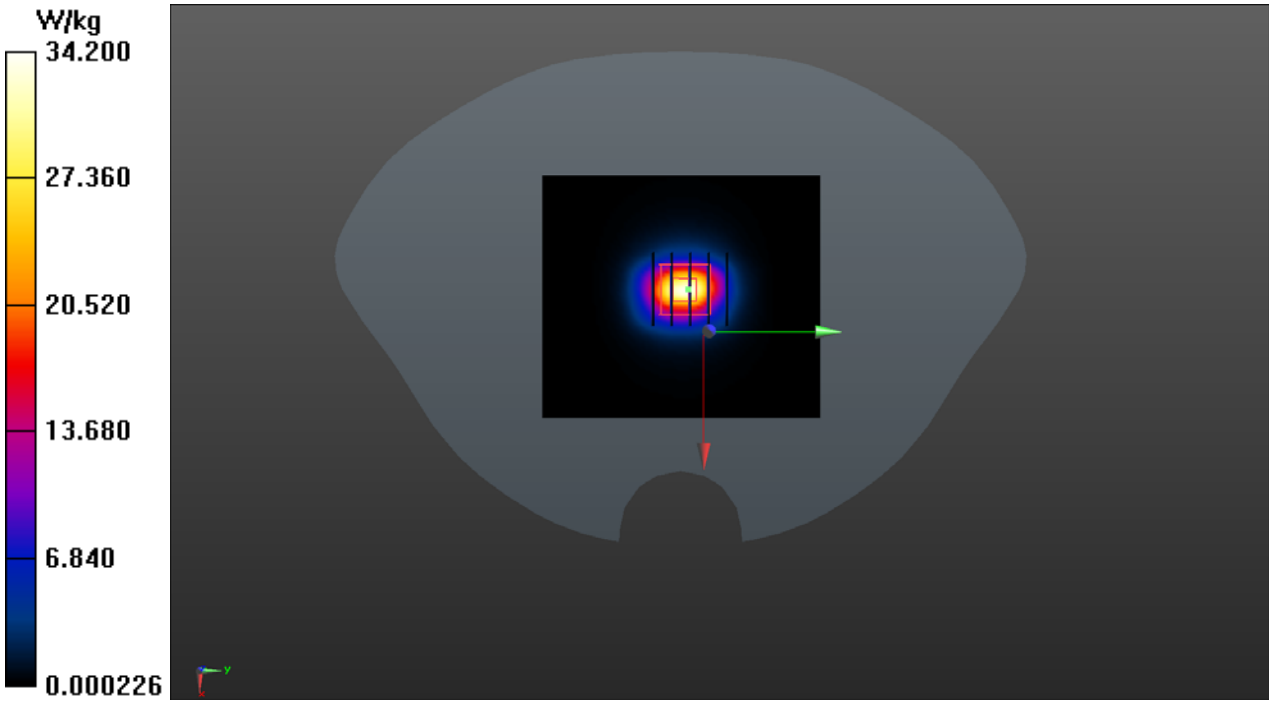

Test Laboratory: Shenzhen Morlab Communications Technology Co., Ltd. Date: 2025/6/17

System Check_2600MHz

Communication System: UID 0, CW (0); Frequency: 2600 MHz;Duty Cycle: 1:1
Medium: HSL_2600 Medium parameters used: f = 2600 MHz; σ = 2.017 S/m; ε_r = 38.657; ρ = 1000 kg/m^3
Ambient Temperature：23.2 ℃; Liquid Temperature：22.4 ℃

DASY5 Configuration:
- Probe: EX3DV4 - SN3823; ConvF(7.09, 7.09, 7.09) @ 2600 MHz; Calibrated: 2024/11/11
- Sensor-Surface: 2mm (Mechanical Surface Detection)
- Electronics: DAE4 Sn480; Calibrated: 2024/11/11
- Phantom: SAM 1; Type: QD000P40CD; Serial: 1811
- Measurement SW: DASY52, Version 52.10 (4); SEMCAD X Version 14.6.14 (7501)

CW2600/Area Scan (71x81x1): Interpolated grid: dx=1.500 mm, dy=1.500 mm
Maximum value of SAR (interpolated) = 22.7 W/kg

CW2600/Zoom Scan (5x5x7)/Cube 0: Measurement grid: dx=8mm, dy=8mm, dz=5mm
Reference Value = 101.0 V/m; Power Drift = -0.13 dB
Peak SAR (extrapolated) = 94.8 W/kg
SAR(1 g) = 6.07 W/kg; SAR(10 g) = 2.56 W/kg
Smallest distance from peaks to all points 3 dB below = 10.2 mm
Ratio of SAR at M2 to SAR at M1 = 55.7%
Maximum value of SAR (measured) = 27.6 W/kg

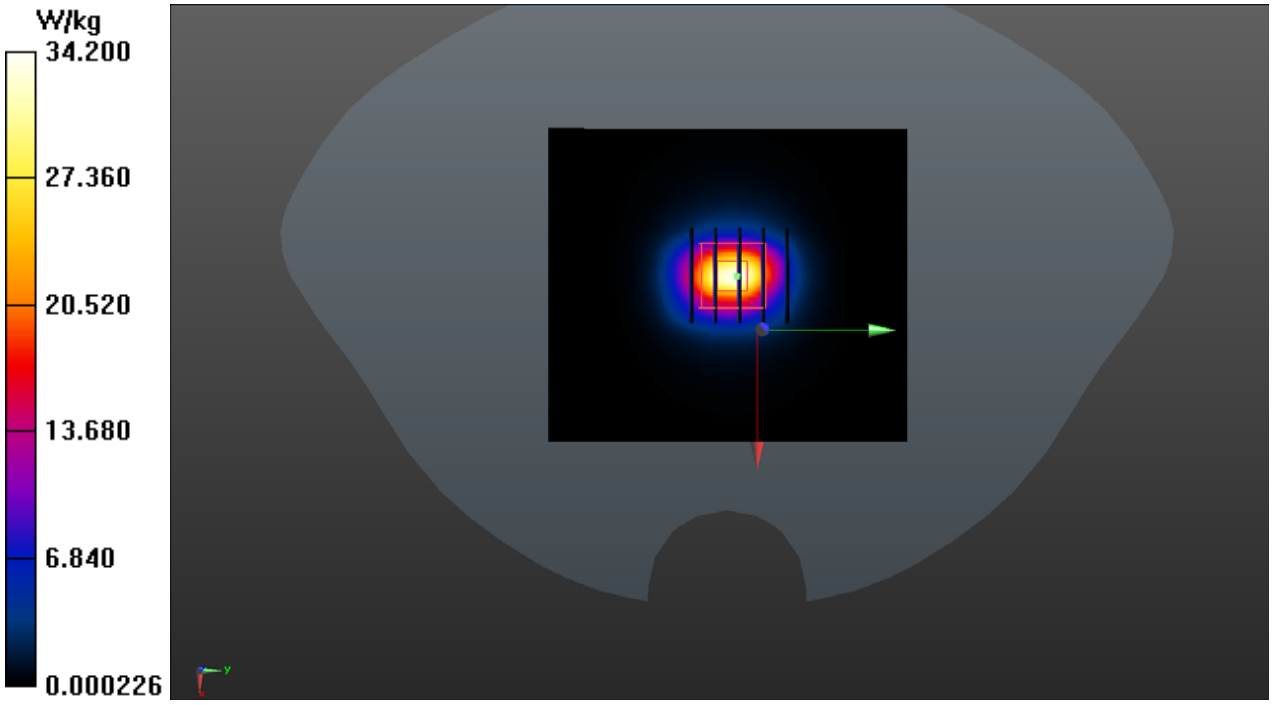

Test Laboratory: Shenzhen Morlab Communications Technology Co., Ltd. Date: 2025/6/18

System Check_5250MHz

Communication System: UID 0, CW (0); Frequency: 5250 MHz;Duty Cycle: 1:1
Medium: HSL_5250 Medium parameters used: f = 5250 MHz; σ = 4.815 S/m; ε_r = 36.958; ρ = 1000 kg/m^3
Ambient Temperature：23.2 ℃; Liquid Temperature：22.2 ℃

DASY5 Configuration:
- Probe: EX3DV4 - SN3823; ConvF(5.1, 5.1, 5.1) @ 5250 MHz; Calibrated: 2024/11/11
- Sensor-Surface: 2mm (Mechanical Surface Detection)
- Electronics: DAE4 Sn480; Calibrated: 2024/11/11
- Phantom: SAM 1; Type: QD000P40CD; Serial: 1811
- Measurement SW: DASY52, Version 52.10 (4); SEMCAD X Version 14.6.14 (7501)

CW5250/Area Scan (101x101x1): Interpolated grid: dx=1.000 mm, dy=1.000 mm
Maximum value of SAR (interpolated) = 7.42 W/kg

CW5250/Zoom Scan (7x7x13)/Cube 0: Measurement grid: dx=4mm, dy=4mm, dz=2mm
Reference Value = 35.70 V/m; Power Drift = 0.18 dB
Peak SAR (extrapolated) = 27.1 W/kg
SAR(1 g) = 7.96 W/kg; SAR(10 g) = 2.11 W/kg
Smallest distance from peaks to all points 3 dB below = 7.2 mm
Ratio of SAR at M2 to SAR at M1 = 54.9%
Maximum value of SAR (measured) = 14.0 W/kg

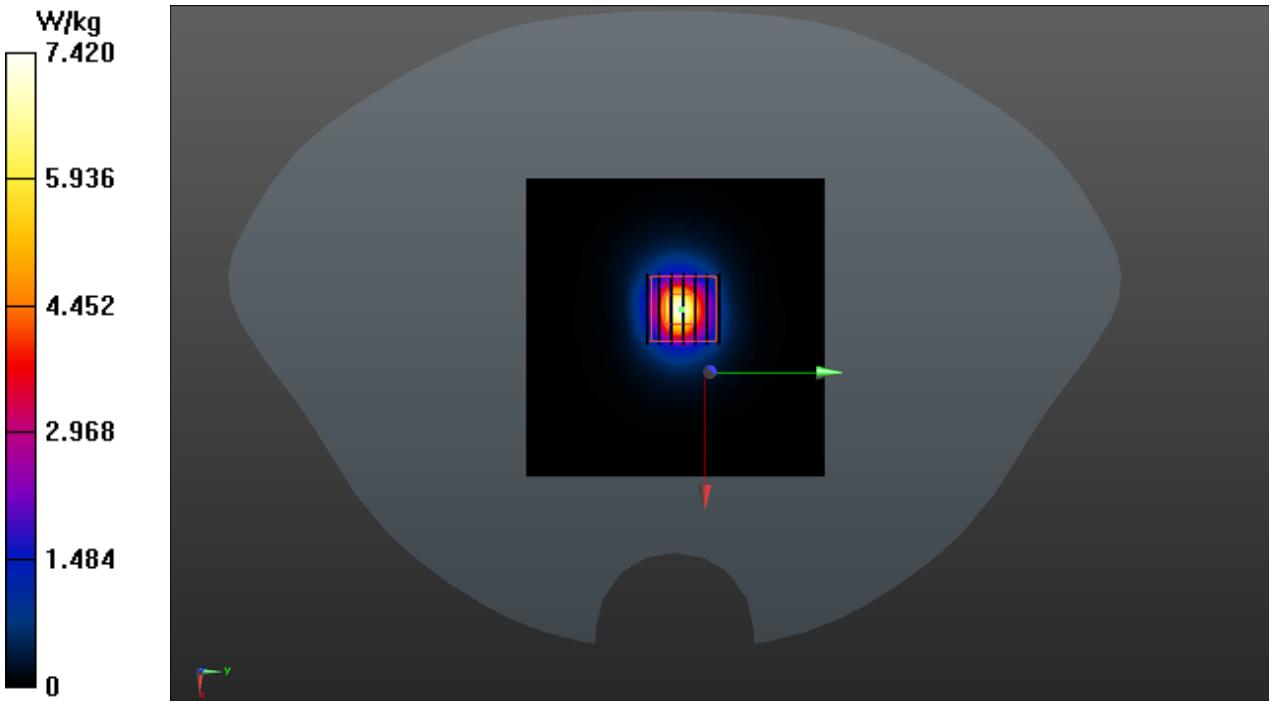

Test Laboratory: Shenzhen Morlab Communications Technology Co., Ltd. Date: 2025/6/20

System Check_5600MHz

Communication System: UID 0, CW (0); Frequency: 5600 MHz;Duty Cycle: 1:1
Medium: HSL_5600 Medium parameters used: f = 5600 MHz; σ = 5.037 S/m; ε_r = 36.343; ρ = 1000 kg/m^3
Ambient Temperature：23.2 ℃; Liquid Temperature：22.2 ℃

DASY5 Configuration:
- Probe: EX3DV4 - SN3823; ConvF(4.47, 4.47, 4.47) @ 5600 MHz; Calibrated: 2024/11/11
- Sensor-Surface: 2mm (Mechanical Surface Detection)
- Electronics: DAE4 Sn480; Calibrated: 2024/11/11
- Phantom: SAM 1; Type: QD000P40CD; Serial: 1811
- Measurement SW: DASY52, Version 52.10 (4); SEMCAD X Version 14.6.14 (7501)

CW5600/Area Scan (101x101x1): Interpolated grid: dx=1.000 mm, dy=1.000 mm
Maximum value of SAR (interpolated) = 9.39 W/kg

CW5600/Zoom Scan (7x7x13)/Cube 0: Measurement grid: dx=4mm, dy=4mm, dz=2mm
Reference Value = 42.73 V/m; Power Drift = -0.11 dB
Peak SAR (extrapolated) = 37.7 W/kg
SAR(1 g) = 8.52 W/kg; SAR(10 g) = 2.43 W/kg
Smallest distance from peaks to all points 3 dB below = 7.4 mm
Ratio of SAR at M2 to SAR at M1 = 52%
Maximum value of SAR (measured) = 18.2 W/kg

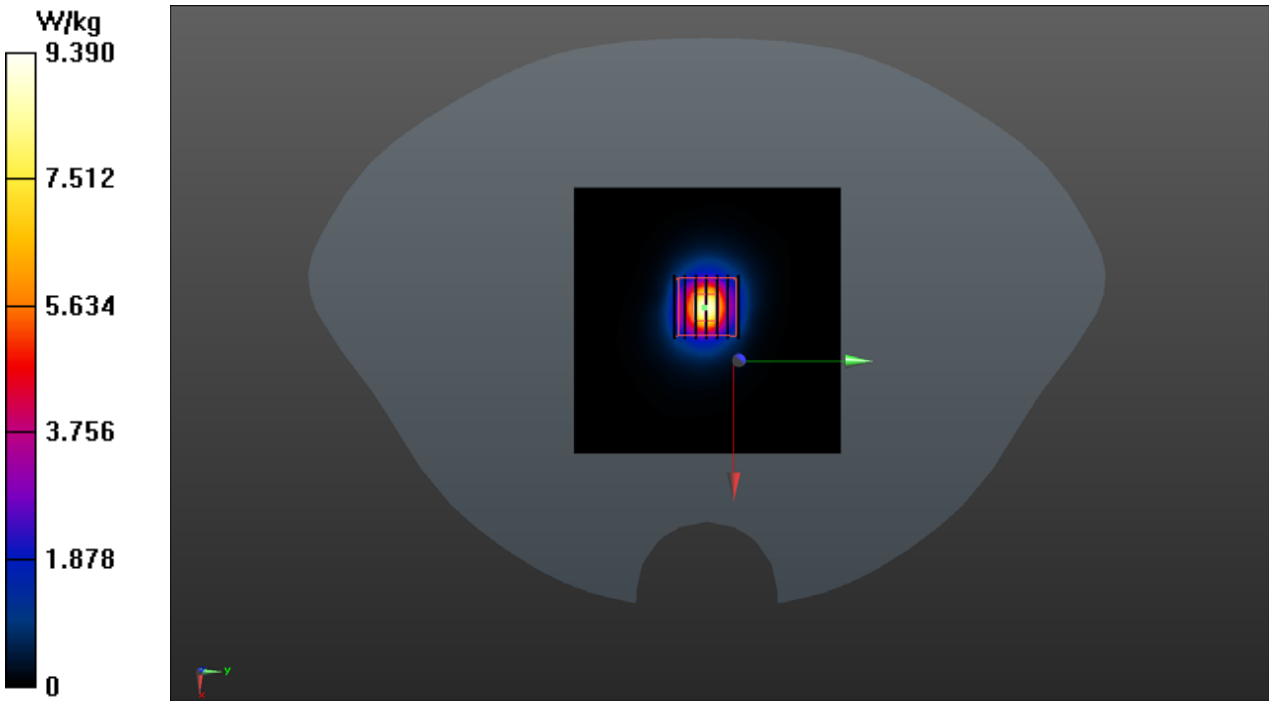

Test Laboratory: Shenzhen Morlab Communications Technology Co., Ltd. Date: 2025/6/23

System Check_5750MHz

Communication System: UID 0, CW (0); Frequency: 5750 MHz;Duty Cycle: 1:1
Medium: HSL_5750 Medium parameters used: f = 5750 MHz; σ = 5.336 S/m; ε_r = 36.149; ρ = 1000 kg/m^3
Ambient Temperature：23.2 ℃; Liquid Temperature：22.2 ℃

DASY5 Configuration:
- Probe: EX3DV4 - SN3823; ConvF(4.6, 4.6, 4.6) @ 5750 MHz; Calibrated: 2024/11/11
- Sensor-Surface: 2mm (Mechanical Surface Detection)
- Electronics: DAE4 Sn480; Calibrated: 2024/11/11
- Phantom: SAM 1; Type: QD000P40CD; Serial: 1811
- Measurement SW: DASY52, Version 52.10 (4); SEMCAD X Version 14.6.14 (7501)

CW5750/Area Scan (101x101x1): Interpolated grid: dx=1.000 mm, dy=1.000 mm
Maximum value of SAR (interpolated) = 7.97 W/kg
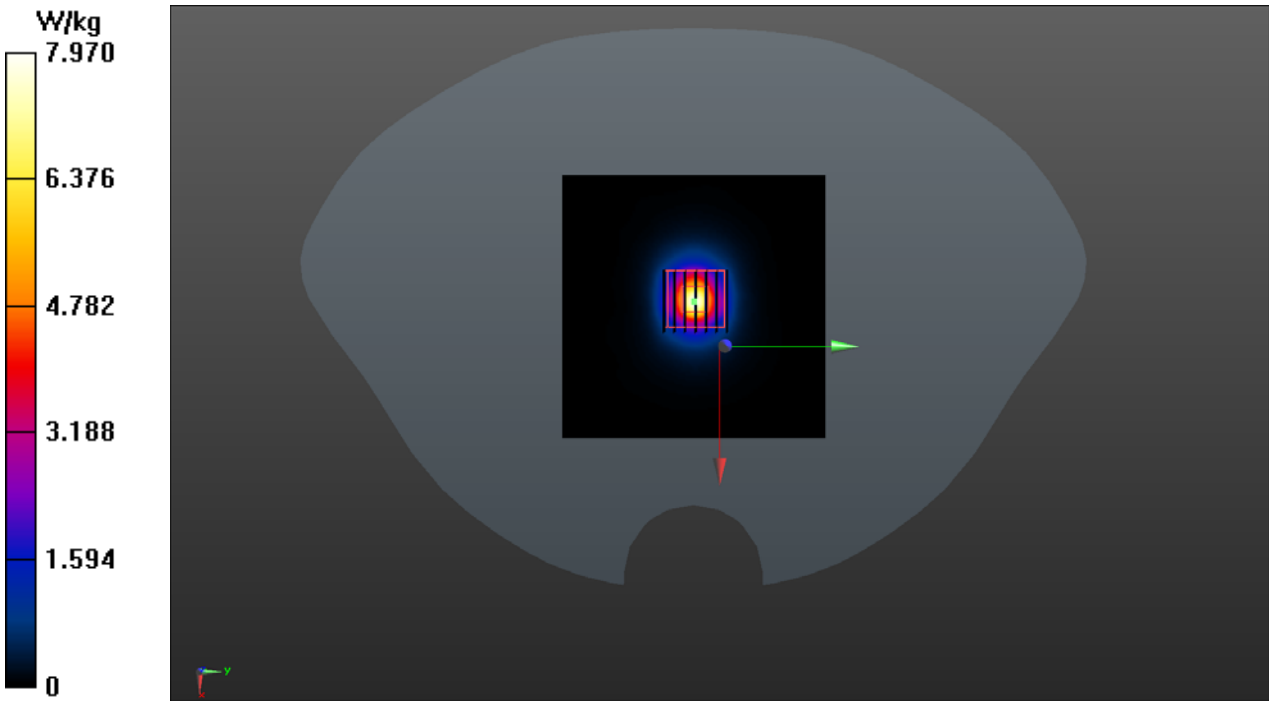
CW5750/Zoom Scan (7x7x13)/Cube 0: Measurement grid: dx=4mm, dy=4mm, dz=2mm
Reference Value = 41.89 V/m; Power Drift = -0.04 dB
Peak SAR (extrapolated) = 31.4 W/kg
SAR(1 g) = 8.13 W/kg; SAR(10 g) = 2.27 W/kg
Smallest distance from peaks to all points 3 dB below = 7.4 mm
Ratio of SAR at M2 to SAR at M1 = 51.4%
Maximum value of SAR (measured) = 15.3 W/kg