EUT Internal Photos

Figure 7
Internal View (Removed Cover)



Figure 8
Internal View (Removed Internal Board)



Figure 9
Internal View



Figure 10
Internal View (WLAN / BT Antenna View)

Figure 11
Internal View (ZigBee Antenna View)



Figure 12
Internal View (Z-Wave Antenna View)

Figure 13

Internal View (Main Board / Front View)



Figure 14

Internal View (Main Board / Front View)



Figure 15
Internal View (Main Board / Back View)



Figure 16
Internal View (WLAN / BT Combo Card)



Figure 17
Internal View (WLAN / BT Combo Card / Front View)



Figure 18
Internal View (WLAN / BT IC)



Figure 19
Internal View (WLAN / BT Combo Card / Back View)



Figure 20
Internal View (Z-Wave Chip)



Figure 21
Internal View (ZigBee Chip)



Figure 22
Internal View (CPU)

Figure 23
Internal View (Storage (SSD))

Figure 24
Internal View (Memory (RAM))



Figure 25
AC Adapter



Figure 26
AC Adapter (Top, Front & Side View)



Figure 27
AC Adapter (Bottom, Back & Side View)

Figure 28
Ethernet Cord