Audix Technology Corp.
No. 53-11, Dingfu, Linkou, Dist.,
New Taipei City244,Taiwan
Tel: +886 2 26099301
Fax: +886 2 26099303

APPDNDIX A

TEST DATA AND PLOTS

(Model: DK-GW001-A01-C001)

This test report may be reproduced in full only. The document may only be updated by Audix Technology Corp. personnel. Any changes will be noted in the Document History section of the report.

Audix Technology Corp.
No. 53-11, Dingfu, Linkou, Dist.,
New Taipei City244, Taiwan
Tel: +886 2 26099301
Fax: +886 2 26099303

TABLE OF CONTENTS

A.1 CONDUCTED EMISSION 2
A.2 RADIATED EMISSION 4
A.2.1 Emissions within Restricted Frequency Bands 4
A.2.2 Emissions outside the frequency band: 27
A.2.3 Emissions in Non-restricted Frequency Bands: 30
A.3 6dB/OCCUPIED BANDWIDTH 31
A.3.1 Emission Bandwidth Result 31
A.3.2 Measurement Plots 32
A.4 MAXIMUM PEAK OUTPUT POWER 35
A.4.1 Peak Output Power 35
A.4.2 Average Output Power (Reporting only) 36
A.4.3 Measurement Plots 37
A.5 EMISSION LIMITATIONS 38
A.6 POWER SPECTRAL DENSITY 53
A.6.1 Power Spectral Density Result 53
A.6.2 Measurement Plots 54

This test report may be reproduced in full only. The document may only be updated by Audix Technology Corp. personnel. Any changes will be noted in the Document History section of the report.

Audix Technology Corp.
No. 53-11, Dingfu, Linkou, Dist.,
New Taipei City244, Taiwan

Tel: +886 2 26099301
Fax: +886 2 26099303

A.1 CONDUCTED EMISSION

Test Phase	Neutral	Test Result	Pass
Test Voltage	AC 120V 60Hz (via AC Adapter)		

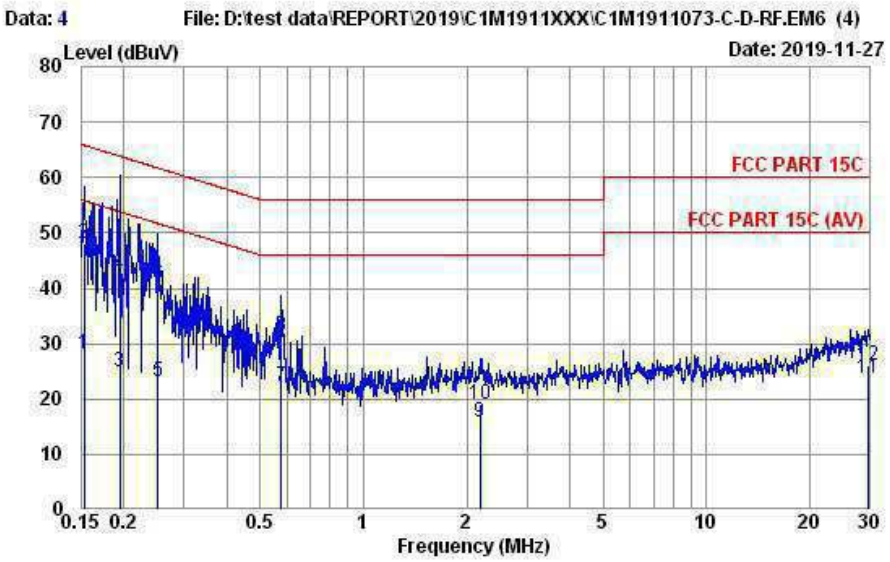

Site no. : No.8 Shielded Room
Condition : ENV4200 100169
Limit : FCC PART 15C
Env. / Ins. : 25*C / 53% ESR3 (1774)
EUT : DK-GW001-A01-C001
Power Rating : AC 120V/60Hz
Test Mode : Operating

Data no. : 4
LISN Phase : NEUTRAL
Engineer : Chucky Chiu

	Freq. (MHz)	AMN Factor (dB)	Cable Loss (dB)	Pulse Att. (dB)	Reading (dBμV)	Emission Level (dBμV)	Limits (dBμV)	Margin (dB)	Remark
1	0.153	10.69	0.04	9.86	7.62	28.21	55.82	27.61	Average
2	0.153	10.69	0.04	9.86	27.50	48.09	65.82	17.73	QP
3	0.194	10.63	0.04	9.86	4.26	24.79	53.84	29.05	Average
4	0.194	10.63	0.04	9.86	21.98	42.51	63.84	21.33	QP
5	0.252	10.58	0.04	9.86	2.69	23.17	51.69	28.52	Average
6	0.252	10.58	0.04	9.86	20.18	40.66	61.69	21.03	QP
7	0.576	10.48	0.04	9.86	1.81	22.19	46.00	23.81	Average
8	0.576	10.48	0.04	9.86	10.90	31.28	56.00	24.72	QP
9	2.190	10.53	0.07	9.86	-4.60	15.86	46.00	30.14	Average
10	2.190	10.53	0.07	9.86	-1.50	18.96	56.00	37.04	QP
11	29.684	16.18	0.25	10.01	-2.70	23.74	50.00	26.26	Average
12	29.684	16.18	0.25	10.01	-0.37	26.07	60.00	33.93	QP

Remarks: 1. Emission Level= AMN Factor + Cable Loss + Pulse Att. + Reading.
2. If the average limit is met when useing a quasi-peak detector, the EUT shall be deemed to meet both limits and measurement with average detector is unnecessary.

This test report may be reproduced in full only. The document may only be updated by Audix Technology Corp. personnel. Any changes will be noted in the Document History section of the report.

Audix Technology Corp.
No. 53-11, Dingfu, Linkou, Dist.,
New Taipei City244, Taiwan

Tel: +886 2 26099301
Fax: +886 2 26099303

Test Phase	Line	Test Result	Pass
Test Voltage	AC 120V 60Hz (via AC Adapter)		

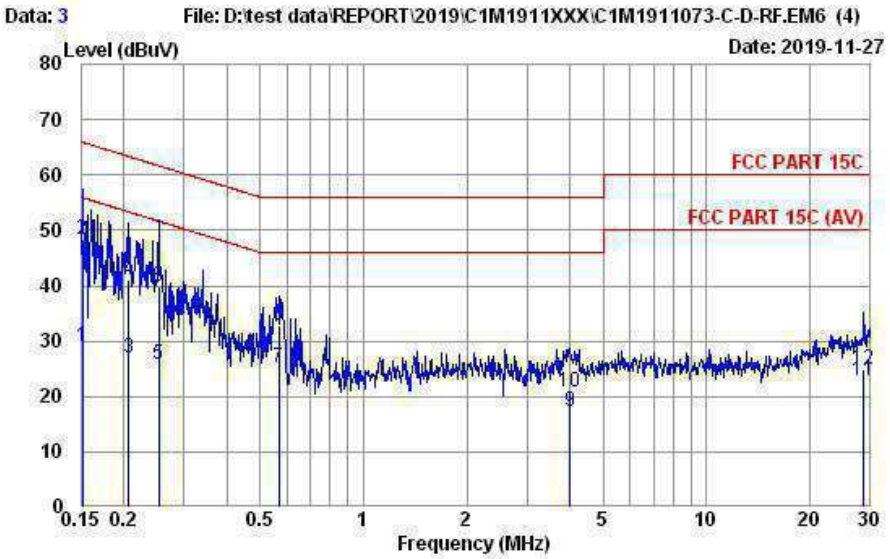

Site no. : No.8 Shielded Room
Condition : ENV4200 100169
Limit : FCC PART 15C
Env. / Ins. : 25°C / 53% ESR3 (1774)
EUT : DK-GW001-A01-C001
Power Rating : AC 120V/60Hz
Test Mode : Operating

Data no. : 3
LISN Phase : LINE
Engineer : Chucky Chiu

	Freq. (MHz)	AMN Factor (dB)	Cable Loss (dB)	Pulse Att. (dB)	Reading (dBμV)	Emission Level (dBμV)	Limits (dBμV)	Margin (dB)	Remark
1	0.152	10.62	0.04	9.86	8.60	29.12	55.91	26.79	Average
2	0.152	10.62	0.04	9.86	27.86	48.38	65.91	17.53	QP
3	0.207	10.54	0.04	9.86	6.48	26.92	53.32	26.40	Average
4	0.207	10.54	0.04	9.86	20.55	40.99	63.32	22.33	QP
5	0.253	10.51	0.04	9.86	5.30	25.71	51.64	25.93	Average
6	0.253	10.51	0.04	9.86	19.52	39.93	61.64	21.71	QP
7	0.567	10.44	0.04	9.86	4.96	25.30	46.00	20.70	Average
8	0.567	10.44	0.04	9.86	12.44	32.78	56.00	23.22	QP
9	4.006	10.55	0.09	9.87	-3.16	17.35	46.00	28.65	Average
10	4.006	10.55	0.09	9.87	0.32	20.83	56.00	35.17	QP
11	28.755	15.49	0.24	10.00	-2.93	22.80	50.00	27.20	Average
12	28.755	15.49	0.24	10.00	-0.84	24.89	60.00	35.11	QP

Remarks: 1. Emission Level= AMN Factor + Cable Loss + Pulse Att. + Reading.
2. If the average limit is met when useing a quasi-peak detector, the EUT shall be deemed to meet both limits and measurement with average detector is unnecessary.

This test report may be reproduced in full only. The document may only be updated by Audix Technology Corp. personnel. Any changes will be noted in the Document History section of the report.

Audix Technology Corp.
No. 53-11, Dingfu, Linkou, Dist.,
New Taipei City244, Taiwan
Tel: +886 2 26099301
Fax: +886 2 26099303

A.2 RADIATED EMISSION

Test Date	2019/12/06-10	Temp./Hum.	21-22℃/48-55%
Test Voltage	AC 120V 60Hz (Via AC Adapter)	Tested By	Sean Wang

A.2.1 Emissions within Restricted Frequency Bands

A.2.1.1 Frequency 9kHz~30MHz

The emissions (9kHz~30MHz) not reported for there is no emission be found.

A.2.1.2 Frequency Below 1GHz

Mode	802.11g	Frequency	TX 2437MHz

Antenna at Horizontal Polarization

Emission Frequency (MHz)	Antenna Factor (dB/m)	Cable Loss (dB)	Meter Reading (dBμV)	Emission Level (dBμV/m)	Limits (dBμV/m)	Margin (dB)	Detector
33.88	23.04	1.27	1.46	25.77	40.00	14.23	Peak
147.37	17.15	2.86	8.52	28.53	43.50	14.97	Peak
346.22	21.06	5.15	5.35	31.56	46.00	14.44	Peak
700.27	25.44	7.36	0.89	33.69	46.00	12.31	Peak
940.83	27.64	8.70	1.78	38.12	46.00	7.88	Peak
998.06	28.04	9.03	0.84	37.91	54.00	16.09	Peak

Antenna at Vertical Polarization

Emission Frequency (MHz)	Antenna Factor (dB/m)	Cable Loss (dB)	Meter Reading (dBμV)	Emission Level (dBμV/m)	Limits (dBμV/m)	Margin (dB)	Detector
40.67	19.30	1.40	2.02	22.72	40.00	17.28	Peak
246.31	18.62	3.91	1.00	23.53	46.00	22.47	Peak
370.47	21.68	5.49	-2.24	24.93	46.00	21.07	Peak
548.95	24.25	6.82	-0.71	30.36	46.00	15.64	Peak
817.64	26.65	8.00	-1.39	33.26	46.00	12.74	Peak
968.96	27.84	8.86	-1.36	35.34	54.00	18.66	Peak

This test report may be reproduced in full only. The document may only be updated by Audix Technology Corp. personnel. Any changes will be noted in the Document History section of the report.

Audix Technology Corp.
No. 53-11, Dingfu, Linkou, Dist.,
New Taipei City244, Taiwan
Tel: +886 2 26099301
Fax: +886 2 26099303

Mode	BLE	Frequency	TX 2402MHz

Antenna at Horizontal Polarization

Emission Frequency (MHz)	Antenna Factor (dB/m)	Cable Loss (dB)	Meter Reading (dBμV)	Emission Level (dBμV/m)	Limits (dBμV/m)	Margin (dB)	Detector
31.94	24.34	1.23	1.02	26.59	40.00	13.41	Peak
146.40	17.21	2.85	10.91	30.97	43.50	12.53	Peak
309.36	19.97	4.58	11.50	36.05	46.00	9.95	Peak
455.83	23.16	6.39	3.64	33.19	46.00	12.81	Peak
666.32	25.22	7.21	1.81	34.24	46.00	11.76	Peak
984.48	27.97	8.95	1.66	38.58	54.00	15.42	Peak

Antenna at Vertical Polarization

Emission Frequency (MHz)	Antenna Factor (dB/m)	Cable Loss (dB)	Meter Reading (dBμV)	Emission Level (dBμV/m)	Limits (dBμV/m)	Margin (dB)	Detector
44.55	17.26	1.47	14.93	33.66	40.00	6.34	Peak
121.18	18.58	2.55	7.11	28.24	43.50	15.26	Peak
270.56	19.20	4.15	9.82	33.17	46.00	12.83	Peak
413.15	22.59	6.00	6.55	35.14	46.00	10.86	Peak
682.81	25.33	7.28	8.47	41.08	46.00	4.92	Peak
981.57	27.94	8.94	1.81	38.69	54.00	15.31	Peak

Mode	ZigBee	Frequency	TX 2405MHz

Antenna at Horizontal Polarization

Emission Frequency (MHz)	Antenna Factor (dB/m)	Cable Loss (dB)	Meter Reading (dBμV)	Emission Level (dBμV/m)	Limits (dBμV/m)	Margin (dB)	Detector
33.88	23.04	1.27	0.98	25.29	40.00	14.71	Peak
153.19	16.84	2.93	8.00	27.77	43.50	15.73	Peak
300.63	19.71	4.44	8.66	32.81	46.00	13.19	Peak
527.61	24.03	6.79	0.75	31.57	46.00	14.43	Peak
837.04	26.80	8.11	0.05	34.96	46.00	11.04	Peak
969.93	27.84	8.87	-0.35	36.36	54.00	17.64	Peak

Antenna at Vertical Polarization

Emission Frequency (MHz)	Antenna Factor (dB/m)	Cable Loss (dB)	Meter Reading (dBμV)	Emission Level (dBμV/m)	Limits (dBμV/m)	Margin (dB)	Detector
55.22	13.54	1.65	11.22	26.41	40.00	13.59	Peak
142.52	17.44	2.80	4.39	24.63	43.50	18.87	Peak
250.19	18.82	3.94	10.87	33.63	46.00	12.37	Peak
375.32	21.81	5.55	6.23	33.59	46.00	12.41	Peak
900.09	27.31	8.45	2.11	37.87	46.00	8.13	Peak
980.60	27.92	8.93	1.17	38.02	54.00	15.98	Peak

This test report may be reproduced in full only. The document may only be updated by Audix Technology Corp. personnel. Any changes will be noted in the Document History section of the report.

Audix Technology Corp.
No. 53-11, Dingfu, Linkou, Dist.,
New Taipei City244, Taiwan
Tel: +886 2 26099301
Fax: +886 2 26099303

Mode	ZigBee + 802.11g	Frequency	TX 2405MHz + TX 2412MHz

Antenna at Horizontal Polarization

Emission Frequency (MHz)	Antenna Factor (dB/m)	Cable Loss (dB)	Meter Reading (dBμV)	Emission Level (dBμV/m)	Limits (dBμV/m)	Margin (dB)	Detector
36.79	21.37	1.33	0.29	22.99	40.00	17.01	Peak
115.36	18.38	2.48	0.03	20.89	43.50	22.61	Peak
327.79	20.53	4.87	0.70	26.10	46.00	19.90	Peak
484.93	23.53	6.63	0.45	30.61	46.00	15.39	Peak
863.23	27.02	8.26	0.42	35.70	46.00	10.30	Peak
986.42	27.97	8.96	0.08	37.01	54.00	16.99	Peak

Antenna at Vertical Polarization

Emission Frequency (MHz)	Antenna Factor (dB/m)	Cable Loss (dB)	Meter Reading (dBμV)	Emission Level (dBμV/m)	Limits (dBμV/m)	Margin (dB)	Detector
56.19	13.31	1.67	9.91	24.89	40.00	15.11	Peak
93.05	16.05	2.20	11.85	30.10	43.50	13.40	Peak
269.59	19.18	4.14	1.32	24.64	46.00	21.36	Peak
496.57	23.66	6.72	4.19	34.57	46.00	11.43	Peak
741.98	25.91	7.60	2.49	36.00	46.00	10.00	Peak
990.30	27.99	8.99	0.13	37.11	54.00	16.89	Peak

This test report may be reproduced in full only. The document may only be updated by Audix Technology Corp. personnel. Any changes will be noted in the Document History section of the report.

Audix Technology Corp.
No. 53-11, Dingfu, Linkou, Dist.,
New Taipei City244, Taiwan
Tel: +886 2 26099301
Fax: +886 2 26099303

A.2.1.3 Frequency Above 1 GHz to 10th harmonics

Band Edge:

Mode	802.11b	Frequency	TX 2412MHz

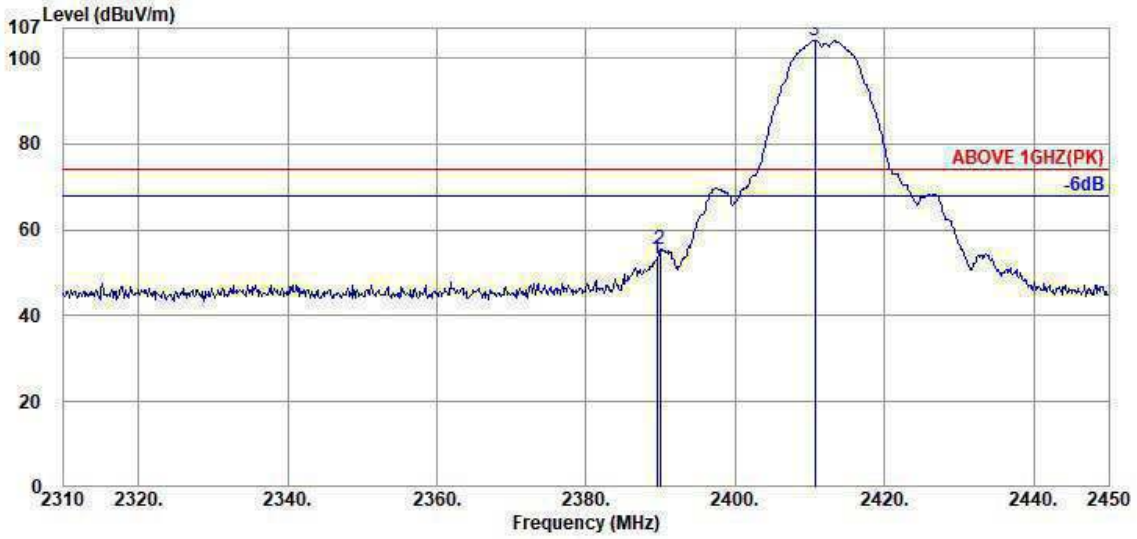

Antenna at Horizontal Polarization

	Emission Frequency (MHz)	Antenna Factor (dB/m)	Cable Loss (dB)	Meter Reading (dBμV)	Emission Level (dBμV/m)	Limits (dBμV/m)	Margin (dB)	Detector
	2389.52	32.00	8.52	12.79	53.31	74.00	20.69	Peak
	2389.94	32.00	8.52	14.82	55.34	74.00	18.66	Peak
@	2410.66	32.15	8.53	63.37	104.05	---	---	Peak

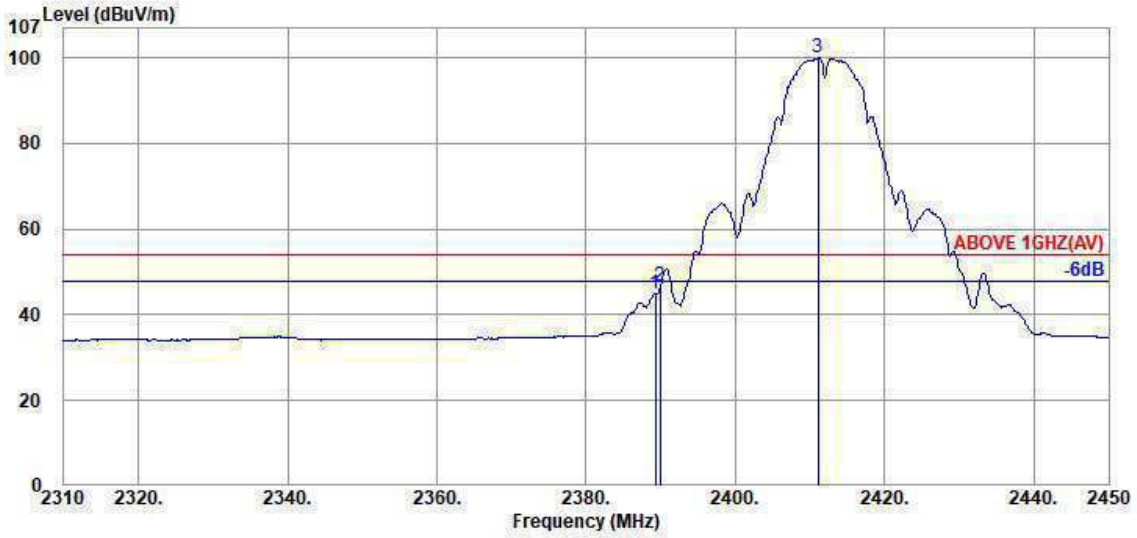

Antenna at Horizontal Polarization

	Emission Frequency (MHz)	Antenna Factor (dB/m)	Cable Loss (dB)	Meter Reading (dBμV)	Emission Level (dBμV/m)	Limits (dBμV/m)	Margin (dB)	Detector
	2389.24	32.00	8.52	4.46	44.98	54.00	9.02	Average
	2389.94	32.00	8.52	6.05	46.57	54.00	7.43	Average
@	2411.08	32.16	8.53	59.30	99.99	---	---	Average

Remark: The "@" means fundamental frequency, it is ignored in this section.

This test report may be reproduced in full only. The document may only be updated by Audix Technology Corp. personnel. Any changes will be noted in the Document History section of the report.

Audix Technology Corp.
No. 53-11, Dingfu, Linkou, Dist.,
New Taipei City244, Taiwan
Tel: +886 2 26099301
Fax: +886 2 26099303

Mode	802.11b	Frequency	TX 2412MHz

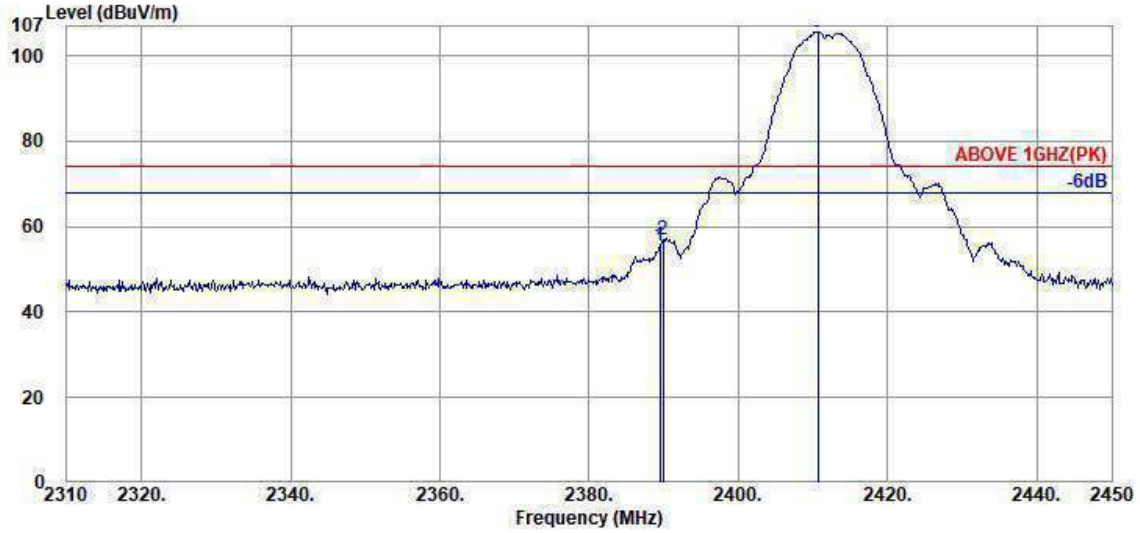

Antenna at Vertical Polarization

	Emission Frequency (MHz)	Antenna Factor (dB/m)	Cable Loss (dB)	Meter Reading (dBμV)	Emission Level (dBμV/m)	Limits (dBμV/m)	Margin (dB)	Detector
	2389.52	32.00	8.52	14.92	55.44	74.00	18.56	Peak
	2389.94	32.00	8.52	16.31	56.83	74.00	17.17	Peak
@	2410.66	32.15	8.53	64.89	105.57	---	---	Peak

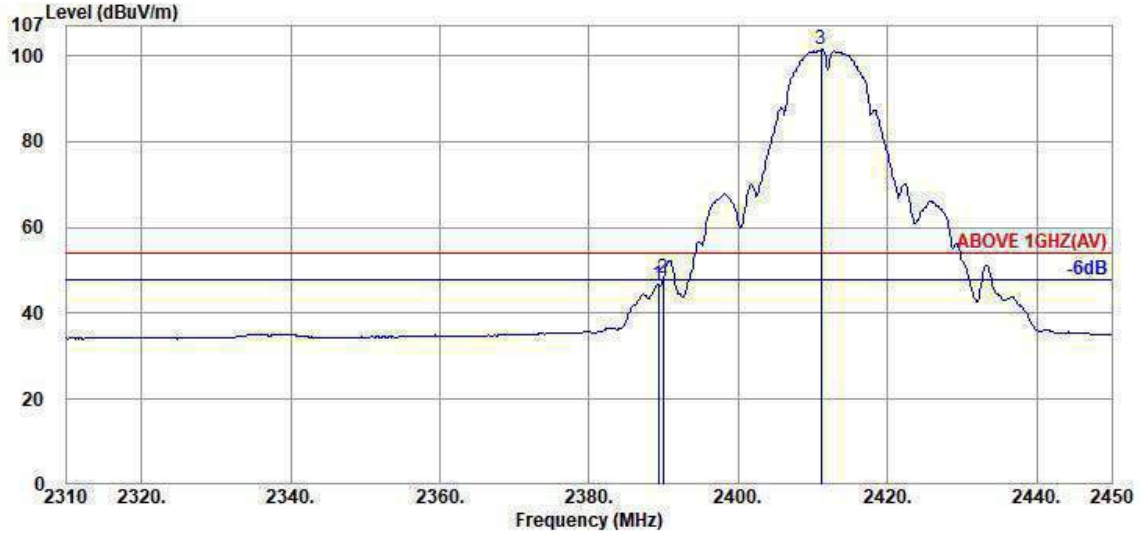

Antenna at Vertical Polarization

	Emission Frequency (MHz)	Antenna Factor (dB/m)	Cable Loss (dB)	Meter Reading (dBμV)	Emission Level (dBμV/m)	Limits (dBμV/m)	Margin (dB)	Detector
	2389.24	32.00	8.52	6.08	46.60	54.00	7.40	Average
	2389.94	32.00	8.52	7.66	48.18	54.00	5.82	Average
@	2411.08	32.16	8.53	60.75	101.44	---	---	Average

Remark: The "@" means fundamental frequency, it is ignored in this section.

This test report may be reproduced in full only. The document may only be updated by Audix Technology Corp. personnel. Any changes will be noted in the Document History section of the report.

Audix Technology Corp.
No. 53-11, Dingfu, Linkou, Dist.,
New Taipei City244, Taiwan
Tel: +886 2 26099301
Fax: +886 2 26099303

Mode	802.11b	Frequency	TX 2462MHz

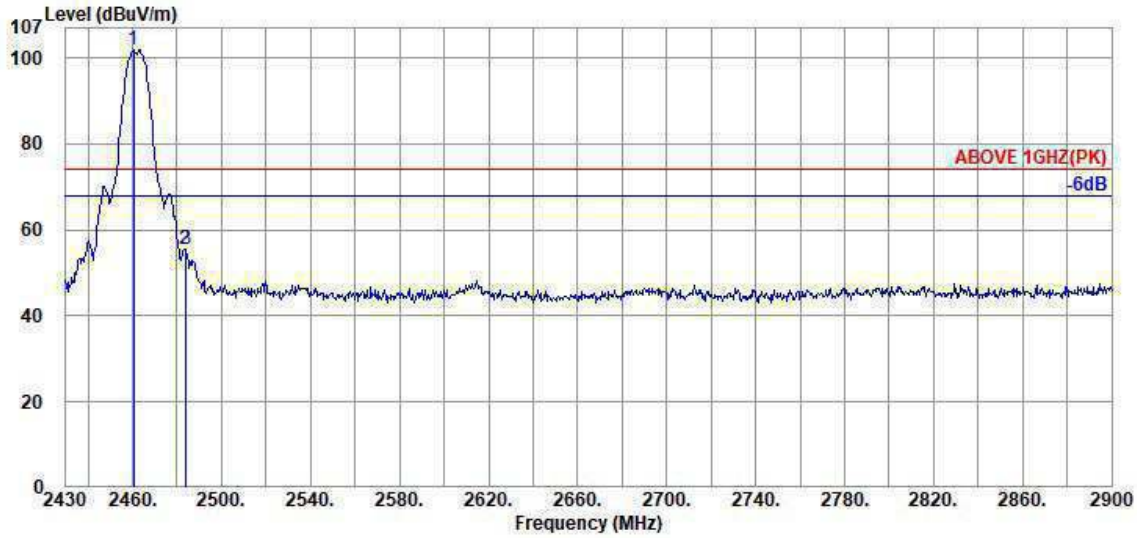

Antenna at Horizontal Polarization

	Emission Frequency (MHz)	Antenna Factor (dB/m)	Cable Loss (dB)	Meter Reading (dBμV)	Emission Level (dBμV/m)	Limits (dBμV/m)	Margin (dB)	Detector
@	2460.55	32.66	8.57	60.52	101.75	---	---	Peak
	2483.58	32.57	8.58	14.51	55.66	74.00	18.34	Peak
	2484.05	32.56	8.58	14.53	55.67	74.00	18.33	Peak

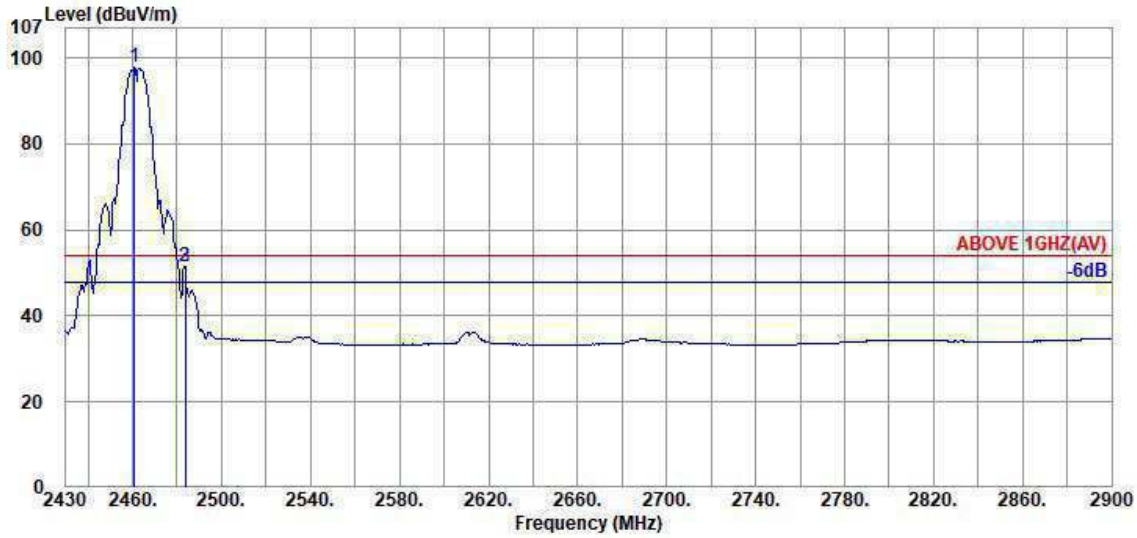

Antenna at Horizontal Polarization

	Emission Frequency (MHz)	Antenna Factor (dB/m)	Cable Loss (dB)	Meter Reading (dBμV)	Emission Level (dBμV/m)	Limits (dBμV/m)	Margin (dB)	Detector
@	2461.02	32.66	8.57	56.47	97.70	---	---	Average
	2483.58	32.57	8.58	10.32	51.47	54.00	2.53	Average
	2483.58	32.57	8.58	10.32	51.47	54.00	2.53	Average

Remark: The "@" means fundamental frequency, it is ignored in this section.

This test report may be reproduced in full only. The document may only be updated by Audix Technology Corp. personnel. Any changes will be noted in the Document History section of the report.

Audix Technology Corp.
No. 53-11, Dingfu, Linkou, Dist.,
New Taipei City244, Taiwan
Tel: +886 2 26099301
Fax: +886 2 26099303

Mode	802.11b	Frequency	TX 2462MHz

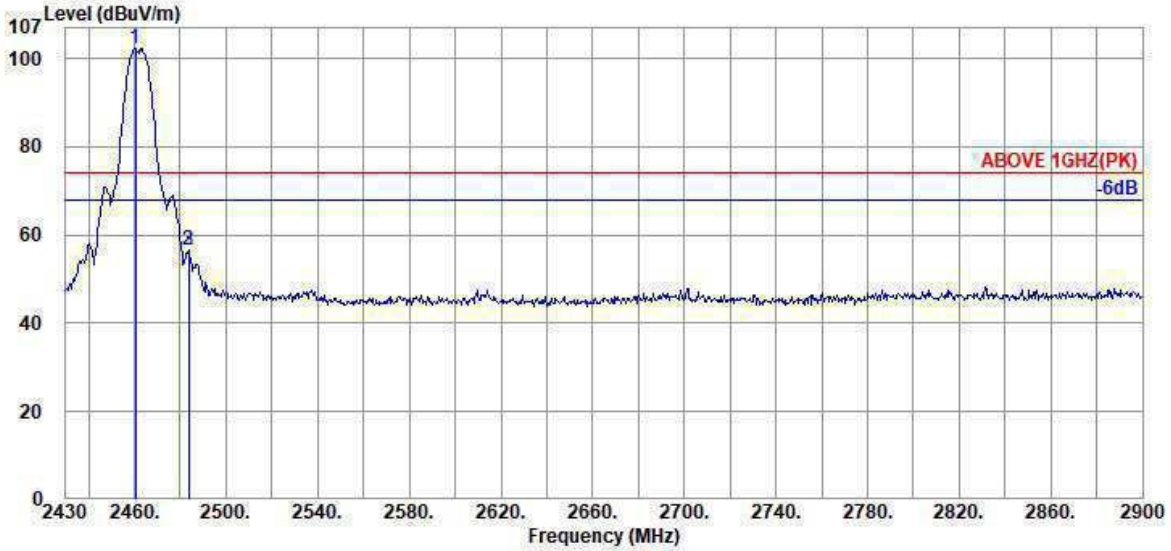

Antenna at Vertical Polarization

	Emission Frequency (MHz)	Antenna Factor (dB/m)	Cable Loss (dB)	Meter Reading (dBμV)	Emission Level (dBμV/m)	Limits (dBμV/m)	Margin (dB)	Detector
@	2460.55	32.66	8.57	61.13	102.36	---	---	Peak
	2483.58	32.57	8.58	15.31	56.46	74.00	17.54	Peak
	2483.58	32.57	8.58	15.31	56.46	74.00	17.54	Peak

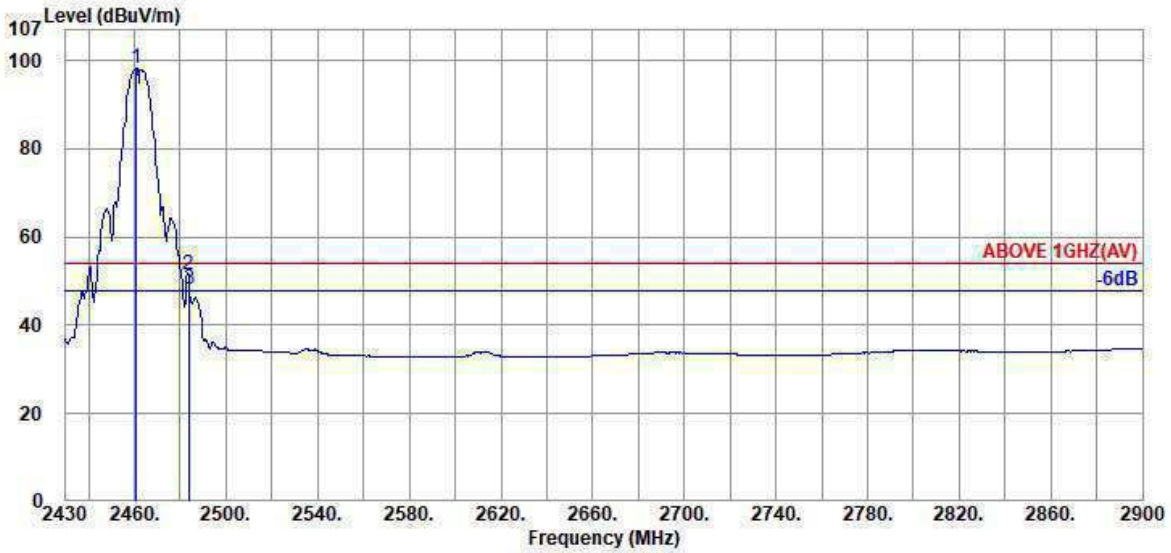

Antenna at Vertical Polarization

	Emission Frequency (MHz)	Antenna Factor (dB/m)	Cable Loss (dB)	Meter Reading (dBμV)	Emission Level (dBμV/m)	Limits (dBμV/m)	Margin (dB)	Detector
@	2461.02	32.66	8.57	57.00	98.23	---	---	Average
	2483.58	32.57	8.58	10.36	51.51	54.00	2.49	Average
	2484.05	32.56	8.58	7.25	48.39	54.00	5.61	Average

Remark: The "@" means fundamental frequency, it is ignored in this section.

This test report may be reproduced in full only. The document may only be updated by Audix Technology Corp. personnel. Any changes will be noted in the Document History section of the report.

Audix Technology Corp.
No. 53-11, Dingfu, Linkou, Dist.,
New Taipei City244, Taiwan
Tel: +886 2 26099301
Fax: +886 2 26099303

Mode	802.11g	Frequency	TX 2412MHz

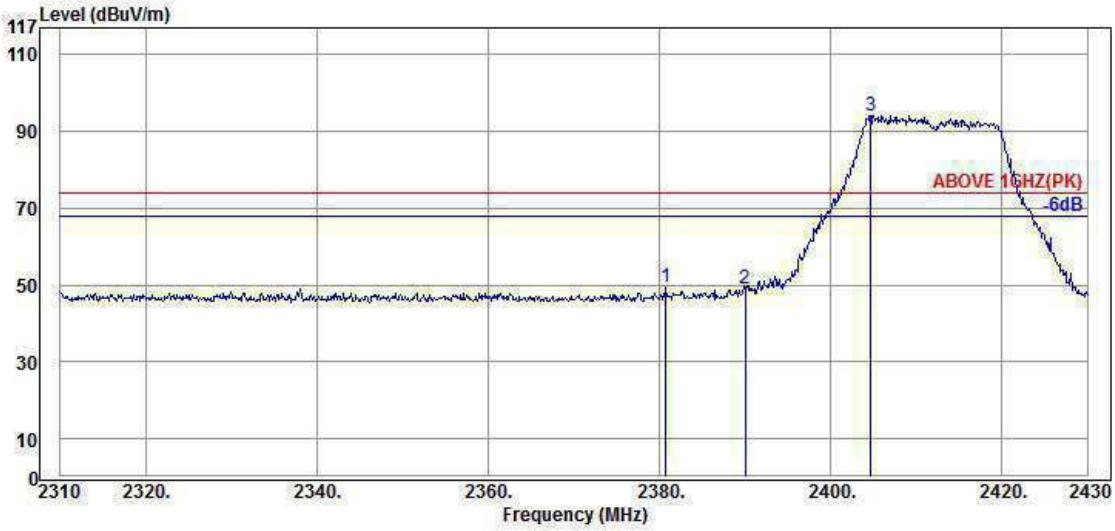

Antenna at Horizontal Polarization

	Emission Frequency (MHz)	Antenna Factor (dB/m)	Cable Loss (dB)	Meter Reading (dBμV)	Emission Level (dBμV/m)	Limits (dBμV/m)	Margin (dB)	Detector
	2389.52	32.00	8.52	29.89	70.41	74.00	3.59	Peak
	2389.94	32.00	8.52	30.19	70.71	74.00	3.29	Peak
@	2412.48	32.17	8.53	64.16	104.86	---	---	Peak

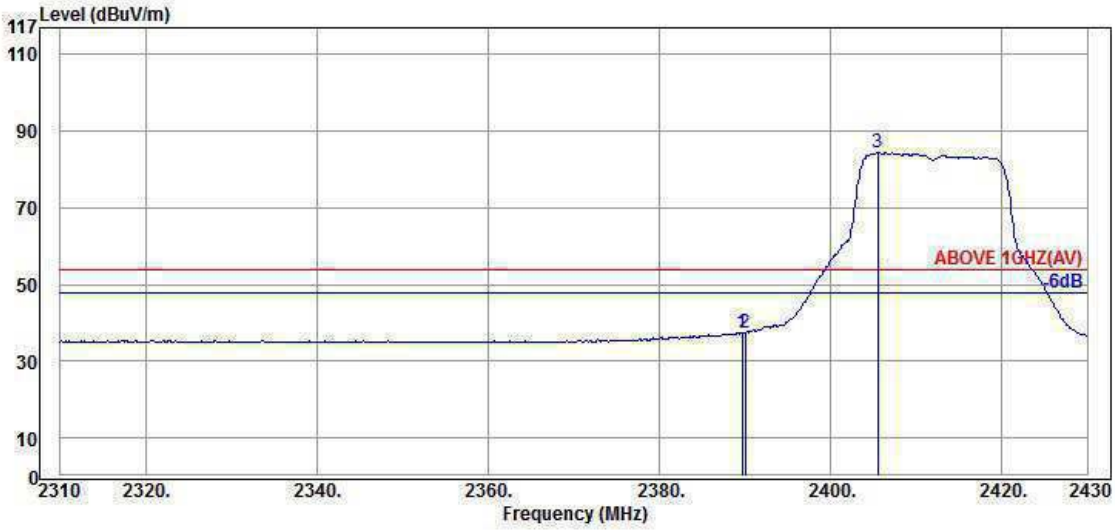

Antenna at Horizontal Polarization

	Emission Frequency (MHz)	Antenna Factor (dB/m)	Cable Loss (dB)	Meter Reading (dBμV)	Emission Level (dBμV/m)	Limits (dBμV/m)	Margin (dB)	Detector
	2389.52	32.00	8.52	10.10	50.62	54.00	3.38	Average
	2389.94	32.00	8.52	10.26	50.78	54.00	3.22	Average
@	2411.22	32.16	8.53	54.71	95.40	---	---	Average

Remark: The "@" means fundamental frequency, it is ignored in this section.

This test report may be reproduced in full only. The document may only be updated by Audix Technology Corp. personnel. Any changes will be noted in the Document History section of the report.

Audix Technology Corp.
No. 53-11, Dingfu, Linkou, Dist.,
New Taipei City244, Taiwan
Tel: +886 2 26099301
Fax: +886 2 26099303

Mode	802.11g	Frequency	TX 2412MHz

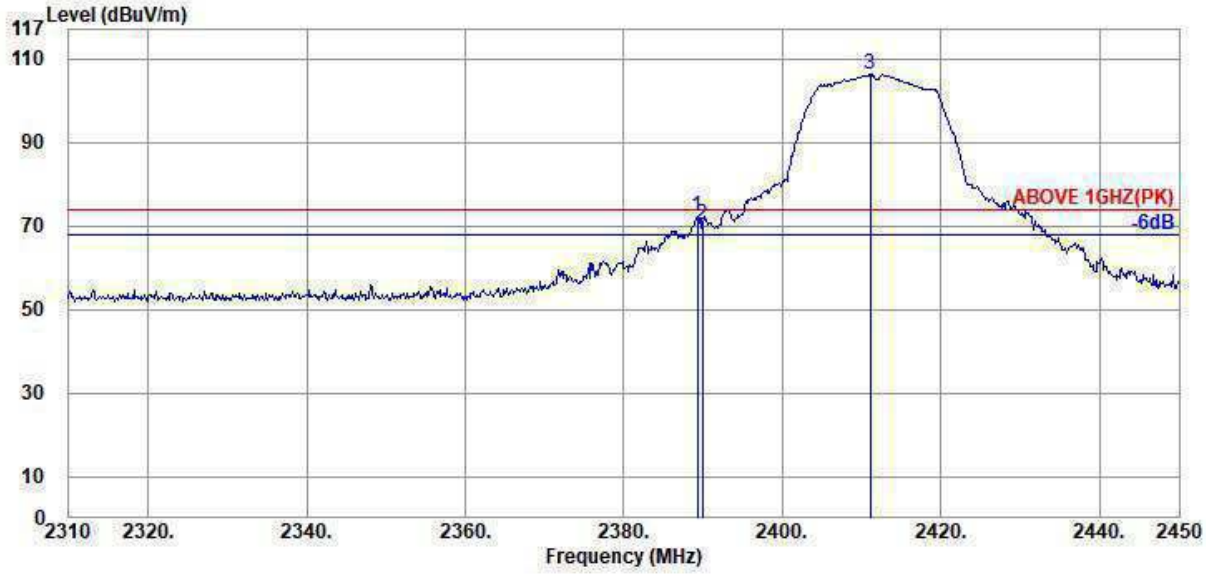

Antenna at Vertical Polarization

	Emission Frequency (MHz)	Antenna Factor (dB/m)	Cable Loss (dB)	Meter Reading (dBμV)	Emission Level (dBμV/m)	Limits (dBμV/m)	Margin (dB)	Detector
	2389.24	32.00	8.52	31.70	72.22	74.00	1.78	Peak
	2389.94	32.00	8.52	29.63	70.15	74.00	3.85	Peak
@	2411.08	32.16	8.53	65.63	106.32	---	---	Peak

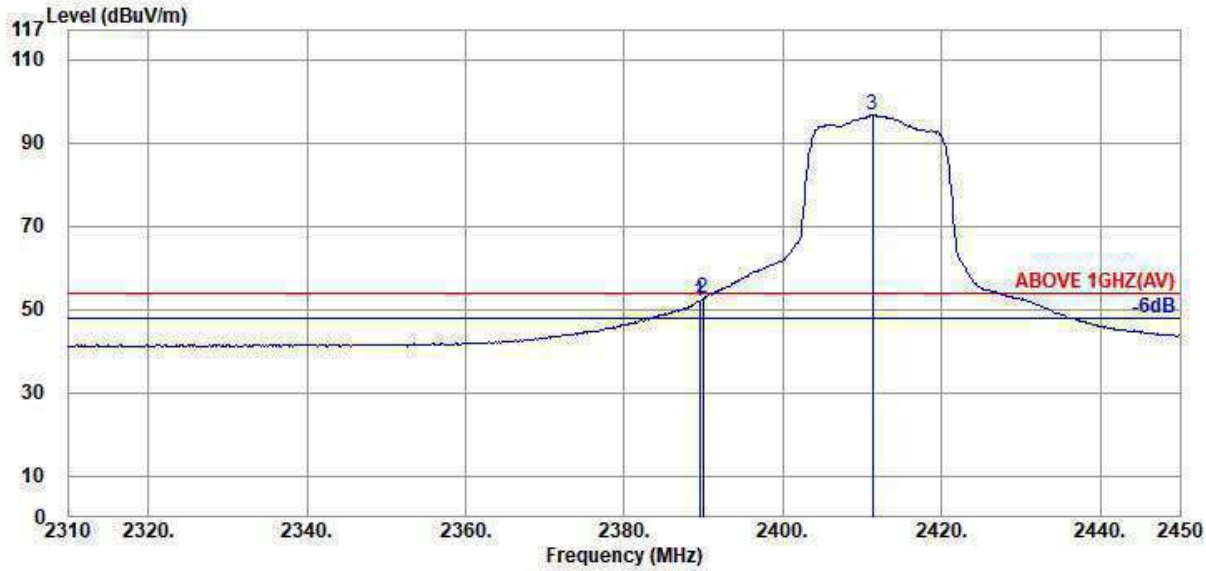

Antenna at Vertical Polarization

	Emission Frequency (MHz)	Antenna Factor (dB/m)	Cable Loss (dB)	Meter Reading (dBμV)	Emission Level (dBμV/m)	Limits (dBμV/m)	Margin (dB)	Detector
	2389.52	32.00	8.52	11.56	52.08	54.00	1.92	Average
	2389.94	32.00	8.52	12.12	52.64	54.00	1.36	Average
@	2411.22	32.16	8.53	56.13	96.82	---	---	Average

Remark: The "@" means fundamental frequency, it is ignored in this section.

This test report may be reproduced in full only. The document may only be updated by Audix Technology Corp. personnel. Any changes will be noted in the Document History section of the report.

Audix Technology Corp.
No. 53-11, Dingfu, Linkou, Dist.,
New Taipei City244, Taiwan
Tel: +886 2 26099301
Fax: +886 2 26099303

Mode	802.11g	Frequency	TX 2462MHz

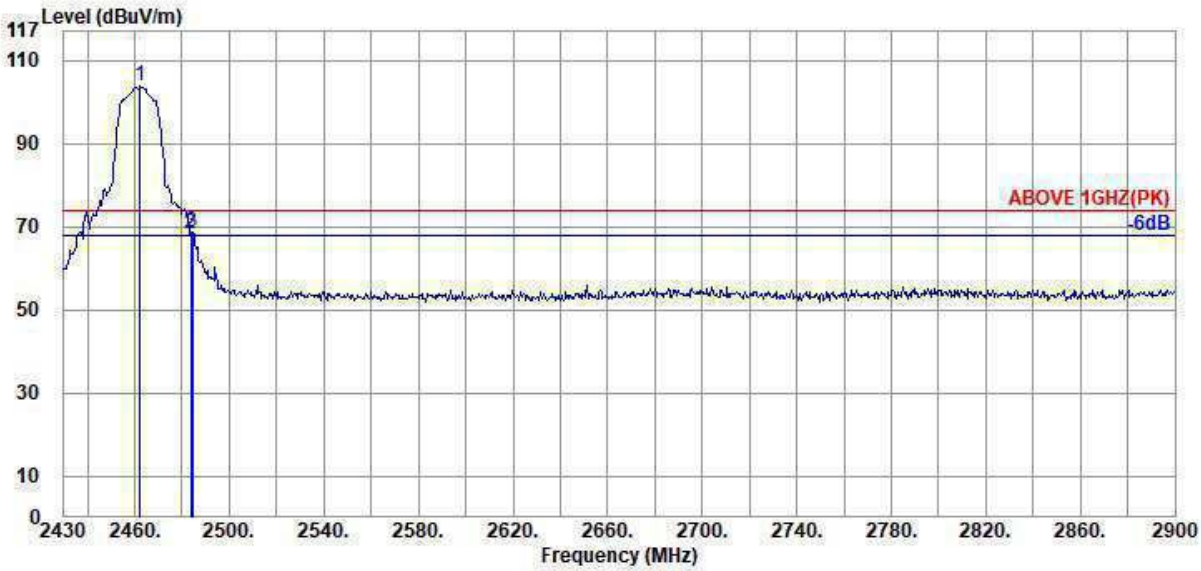

Antenna at Horizontal Polarization

	Emission Frequency (MHz)	Antenna Factor (dB/m)	Cable Loss (dB)	Meter Reading (dBμV)	Emission Level (dBμV/m)	Limits (dBμV/m)	Margin (dB)	Detector
@	2462.43	32.65	8.57	62.47	103.69	---	---	Peak
	2483.58	32.57	8.58	27.01	68.16	74.00	5.84	Peak
	2484.52	32.56	8.58	27.69	68.83	74.00	5.17	Peak

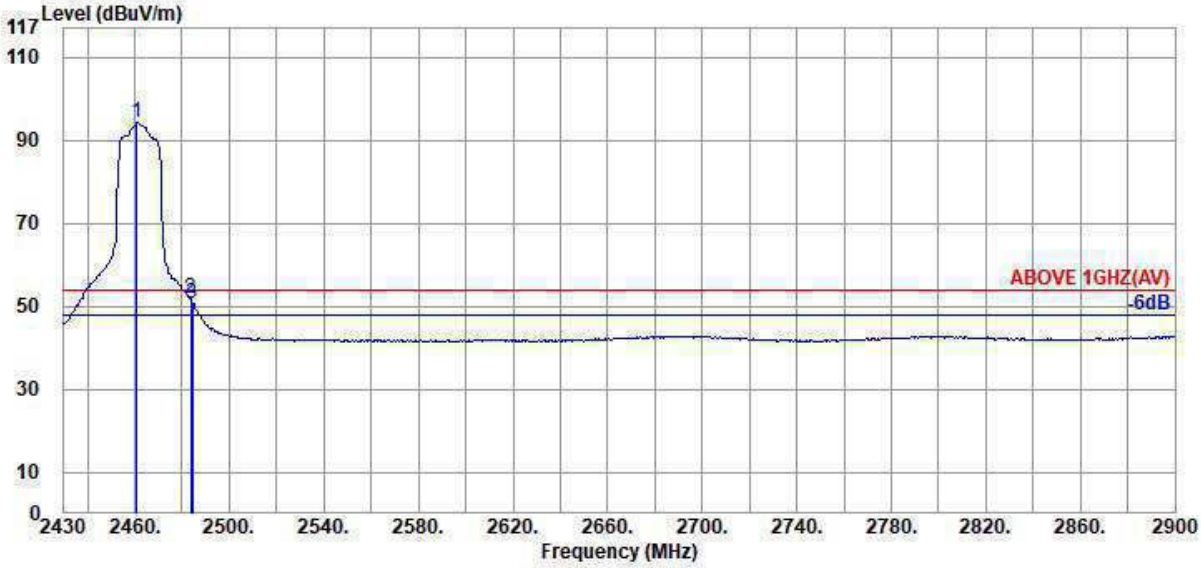

Antenna at Horizontal Polarization

	Emission Frequency (MHz)	Antenna Factor (dB/m)	Cable Loss (dB)	Meter Reading (dBμV)	Emission Level (dBμV/m)	Limits (dBμV/m)	Margin (dB)	Detector
@	2461.02	32.66	8.57	53.09	94.32	---	---	Average
	2483.58	32.57	8.58	10.65	51.80	54.00	2.20	Average
	2484.52	32.56	8.58	9.70	50.84	54.00	3.16	Average

Remark: The "@" means fundamental frequency, it is ignored in this section.

This test report may be reproduced in full only. The document may only be updated by Audix Technology Corp. personnel. Any changes will be noted in the Document History section of the report.

Audix Technology Corp.
No. 53-11, Dingfu, Linkou, Dist.,
New Taipei City244, Taiwan
Tel: +886 2 26099301
Fax: +886 2 26099303

Mode	802.11g	Frequency	TX 2462MHz

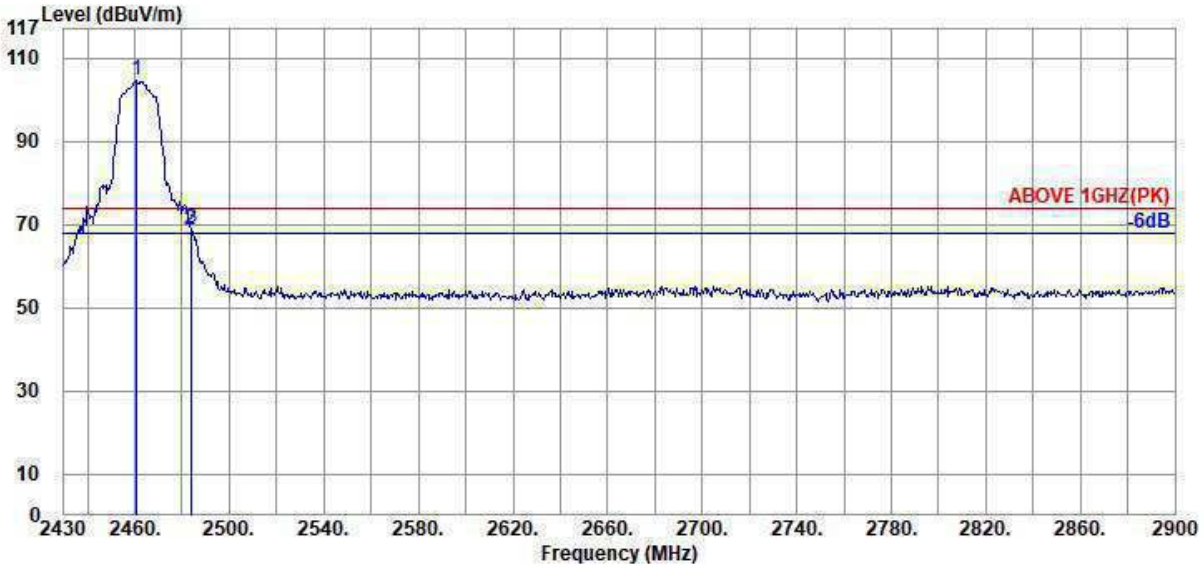

Antenna at Vertical Polarization

	Emission Frequency (MHz)	Antenna Factor (dB/m)	Cable Loss (dB)	Meter Reading (dBμV)	Emission Level (dBμV/m)	Limits (dBμV/m)	Margin (dB)	Detector
@	2461.02	32.66	8.57	63.49	104.72	---	---	Peak
	2483.58	32.57	8.58	27.59	68.74	74.00	5.26	Peak
	2484.05	32.56	8.58	27.74	68.88	74.00	5.12	Peak

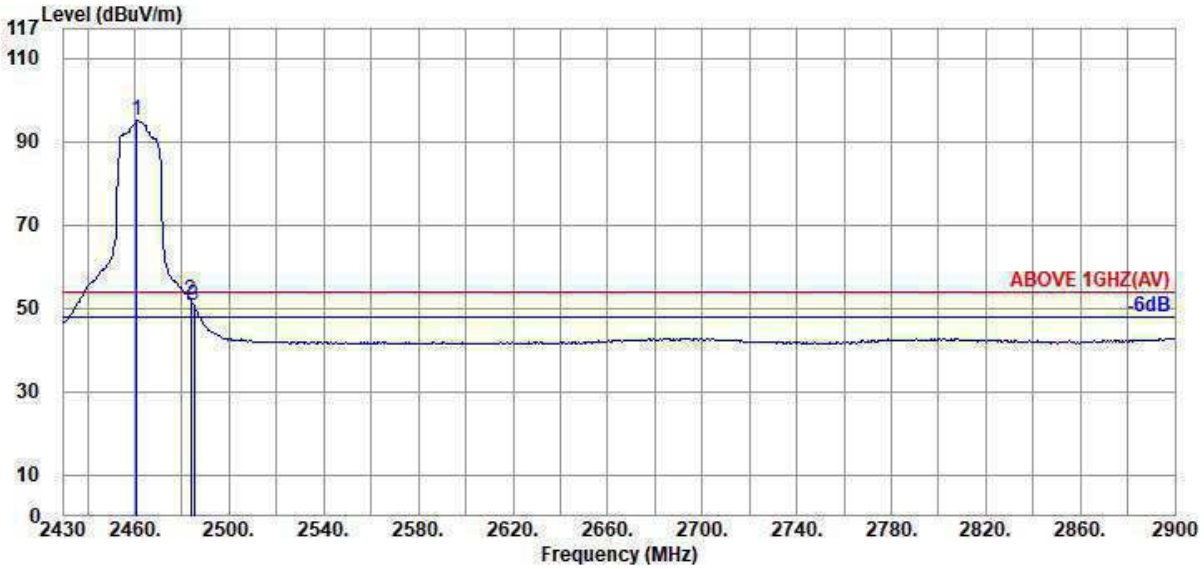

Antenna at Vertical Polarization

	Emission Frequency (MHz)	Antenna Factor (dB/m)	Cable Loss (dB)	Meter Reading (dBμV)	Emission Level (dBμV/m)	Limits (dBμV/m)	Margin (dB)	Detector
@	2461.02	32.66	8.57	53.98	95.21	---	---	Average
	2483.58	32.57	8.58	10.70	51.85	54.00	2.15	Average
	2484.99	32.56	8.58	9.41	50.55	54.00	3.45	Average

Remark: The "@" means fundamental frequency, it is ignored in this section.

This test report may be reproduced in full only. The document may only be updated by Audix Technology Corp. personnel. Any changes will be noted in the Document History section of the report.

Audix Technology Corp.
No. 53-11, Dingfu, Linkou, Dist.,
New Taipei City244, Taiwan
Tel: +886 2 26099301
Fax: +886 2 26099303

Mode	802.11n-HT20	Frequency	TX 2412MHz

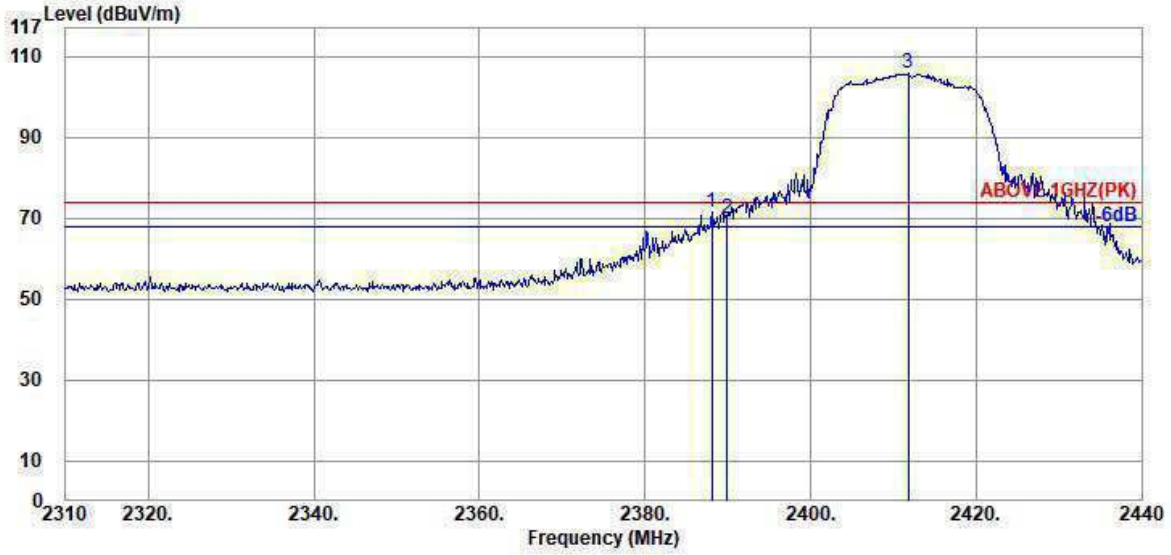

Antenna at Horizontal Polarization

	Emission Frequency (MHz)	Antenna Factor (dB/m)	Cable Loss (dB)	Meter Reading (dBμV)	Emission Level (dBμV/m)	Limits (dBμV/m)	Margin (dB)	Detector
	2388.13	32.00	8.52	30.96	71.48	74.00	2.52	Peak
	2389.95	32.00	8.52	29.33	69.85	74.00	4.15	Peak
@	2411.79	32.17	8.53	65.02	105.72	---	---	Peak

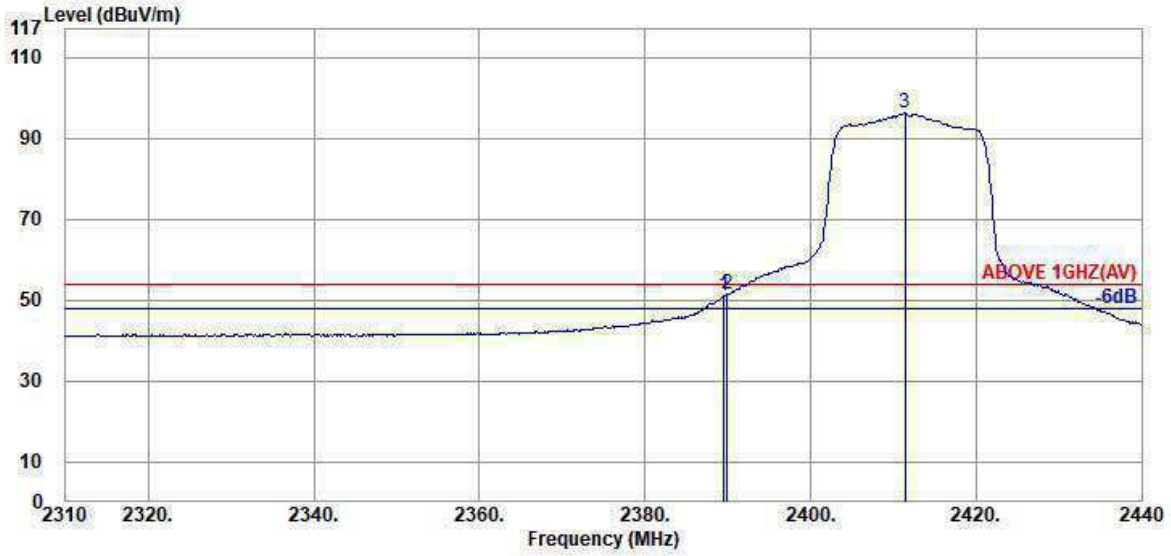

Antenna at Horizontal Polarization

	Emission Frequency (MHz)	Antenna Factor (dB/m)	Cable Loss (dB)	Meter Reading (dBμV)	Emission Level (dBμV/m)	Limits (dBμV/m)	Margin (dB)	Detector
	2389.56	32.00	8.52	10.69	51.21	54.00	2.79	Average
	2389.95	32.00	8.52	10.88	51.40	54.00	2.60	Average
@	2411.40	32.16	8.53	55.44	96.13	---	---	Average

Remark: The "@" means fundamental frequency, it is ignored in this section.

This test report may be reproduced in full only. The document may only be updated by Audix Technology Corp. personnel. Any changes will be noted in the Document History section of the report.

Audix Technology Corp.
No. 53-11, Dingfu, Linkou, Dist.,
New Taipei City244, Taiwan
Tel: +886 2 26099301
Fax: +886 2 26099303

Mode	802.11n-HT20	Frequency	TX 2412MHz

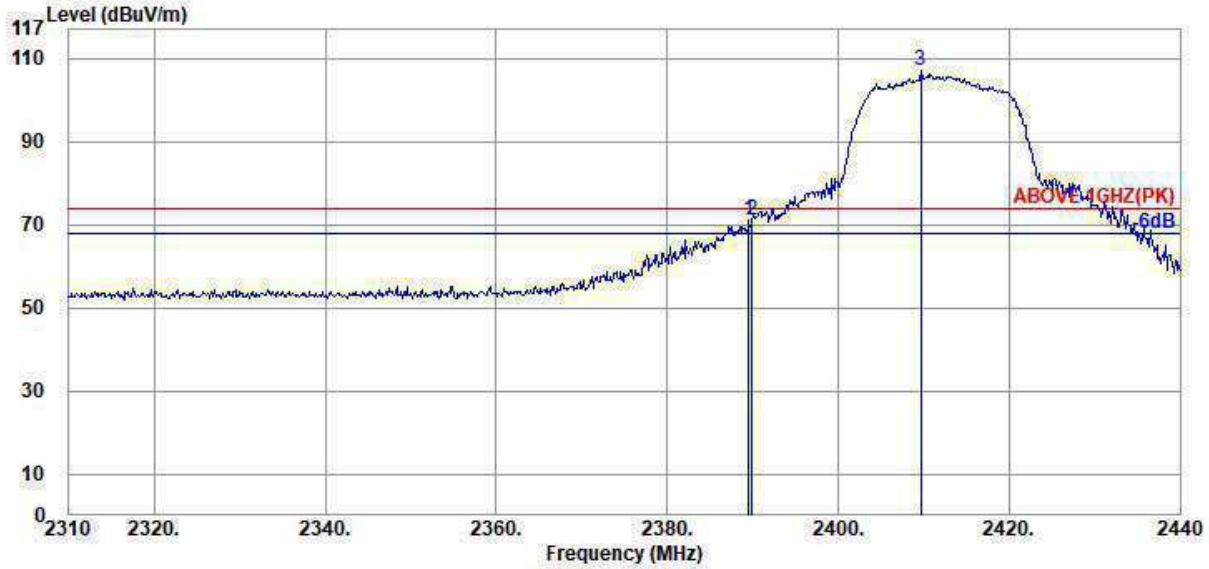

Antenna at Vertical Polarization

	Emission Frequency (MHz)	Antenna Factor (dB/m)	Cable Loss (dB)	Meter Reading (dBμV)	Emission Level (dBμV/m)	Limits (dBμV/m)	Margin (dB)	Detector
	2389.56	32.00	8.52	30.53	71.05	74.00	2.95	Peak
	2389.95	32.00	8.52	30.46	70.98	74.00	3.02	Peak
@	2409.71	32.14	8.53	66.19	106.86	---	---	Peak

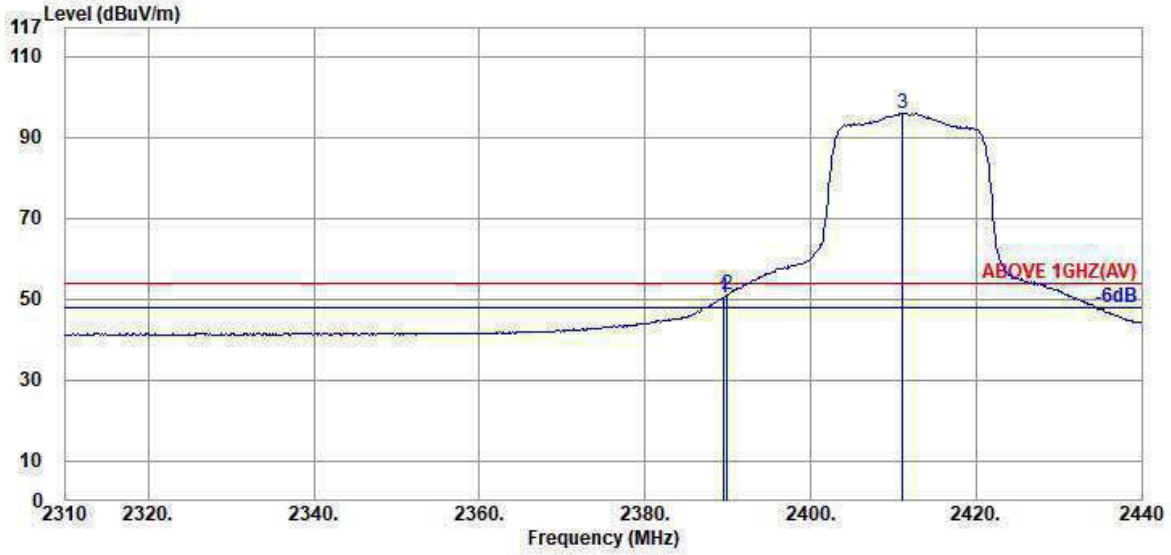

Antenna at Vertical Polarization

	Emission Frequency (MHz)	Antenna Factor (dB/m)	Cable Loss (dB)	Meter Reading (dBμV)	Emission Level (dBμV/m)	Limits (dBμV/m)	Margin (dB)	Detector
	2389.56	32.00	8.52	9.92	50.44	54.00	3.56	Average
	2389.95	32.00	8.52	10.42	50.94	54.00	3.06	Average
@	2411.14	32.16	8.53	55.22	95.91	---	---	Average

Remark: The "@" means fundamental frequency, it is ignored in this section.

This test report may be reproduced in full only. The document may only be updated by Audix Technology Corp. personnel. Any changes will be noted in the Document History section of the report.

Audix Technology Corp.
No. 53-11, Dingfu, Linkou, Dist.,
New Taipei City244, Taiwan
Tel: +886 2 26099301
Fax: +886 2 26099303

Mode	802.11n-HT20	Frequency	TX 2462MHz

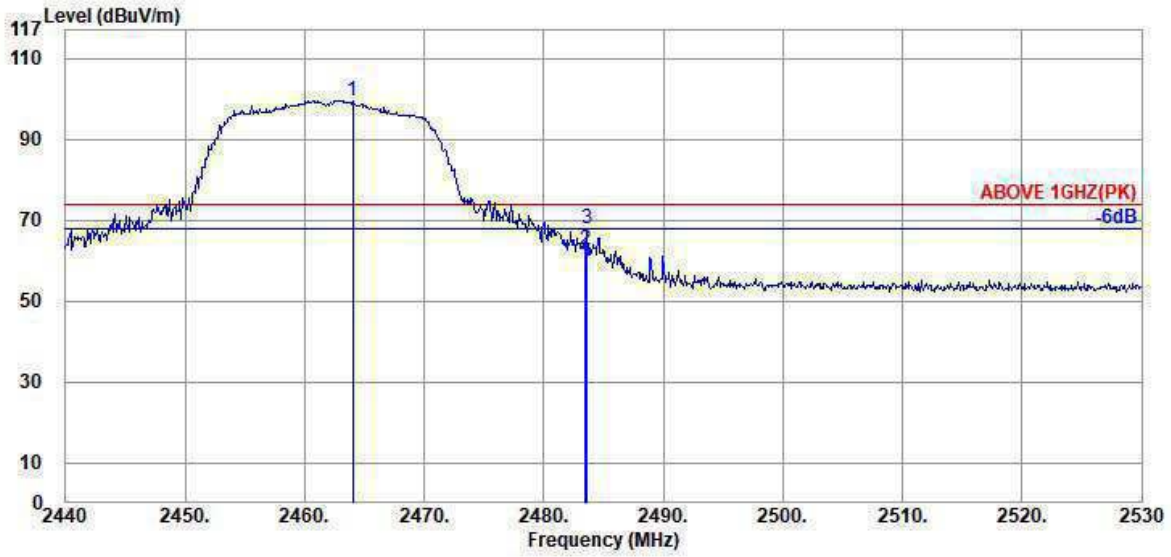

Antenna at Horizontal Polarization

	Emission Frequency (MHz)	Antenna Factor (dB/m)	Cable Loss (dB)	Meter Reading (dBμV)	Emission Level (dBμV/m)	Limits (dBμV/m)	Margin (dB)	Detector
@	2464.03	32.64	8.57	58.34	99.55	---	---	Peak
	2483.47	32.57	8.58	21.59	62.74	74.00	11.26	Peak
	2483.65	32.57	8.58	26.65	67.80	74.00	6.20	Peak

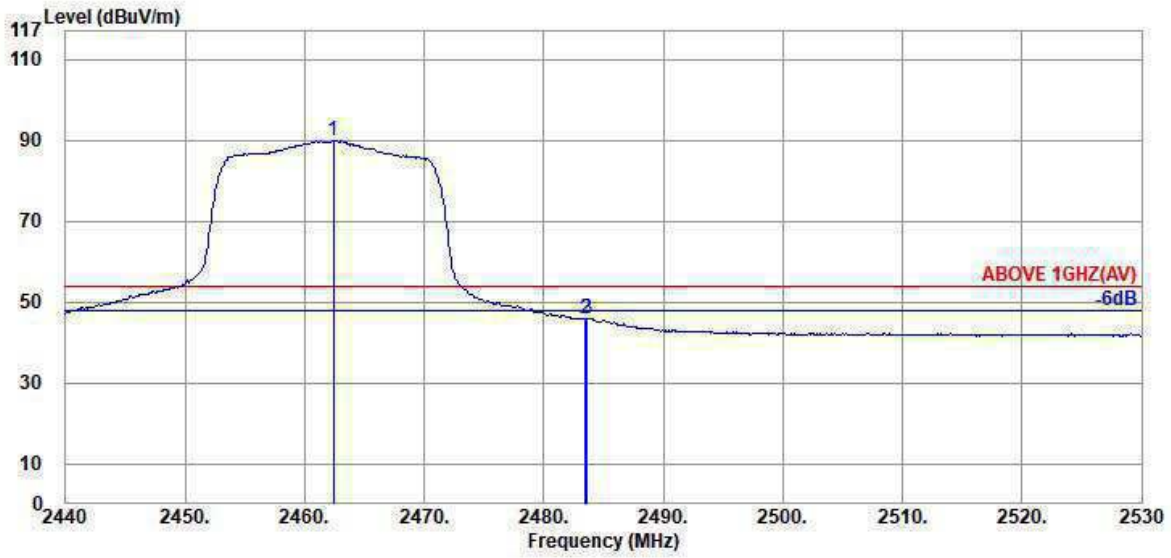

Antenna at Horizontal Polarization

	Emission Frequency (MHz)	Antenna Factor (dB/m)	Cable Loss (dB)	Meter Reading (dBμV)	Emission Level (dBμV/m)	Limits (dBμV/m)	Margin (dB)	Detector
@	2462.41	32.65	8.57	48.60	89.82	---	---	Average
	2483.47	32.57	8.58	4.60	45.75	54.00	8.25	Average
	2483.65	32.57	8.58	4.78	45.93	54.00	8.07	Average

Remark: The "@" means fundamental frequency, it is ignored in this section.

This test report may be reproduced in full only. The document may only be updated by Audix Technology Corp. personnel. Any changes will be noted in the Document History section of the report.

Audix Technology Corp.
No. 53-11, Dingfu, Linkou, Dist.,
New Taipei City244, Taiwan
Tel: +886 2 26099301
Fax: +886 2 26099303

Mode	802.11n-HT20	Frequency	TX 2462MHz

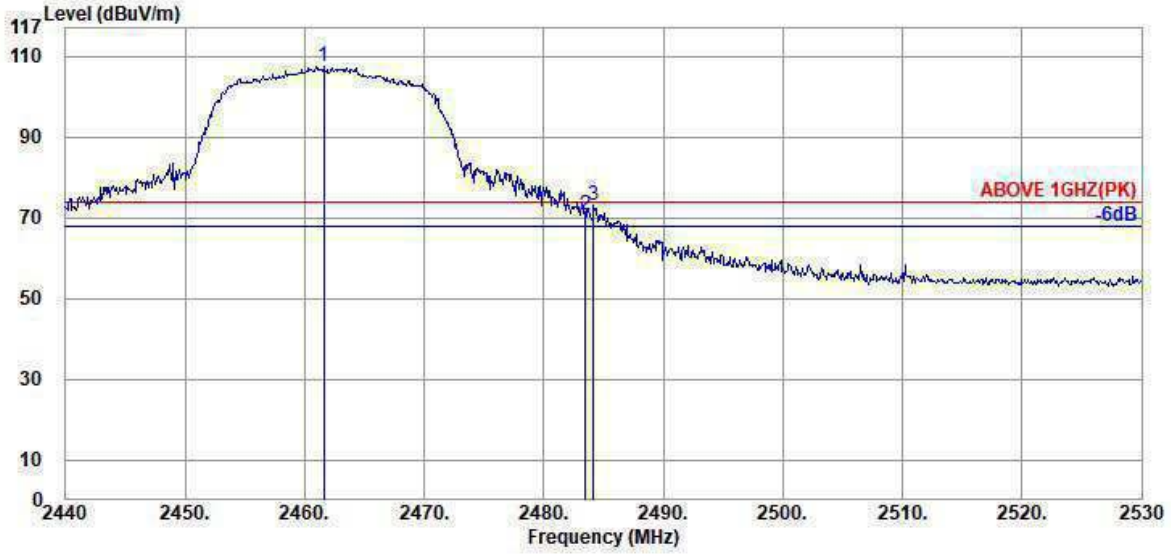

Antenna at Vertical Polarization

	Emission Frequency (MHz)	Antenna Factor (dB/m)	Cable Loss (dB)	Meter Reading (dBμV)	Emission Level (dBμV/m)	Limits (dBμV/m)	Margin (dB)	Detector
@	2461.60	32.65	8.57	66.05	107.27	---	---	Peak
	2483.47	32.57	8.58	29.70	70.85	74.00	3.15	Peak
	2484.19	32.56	8.58	32.02	73.16	74.00	0.84	Peak

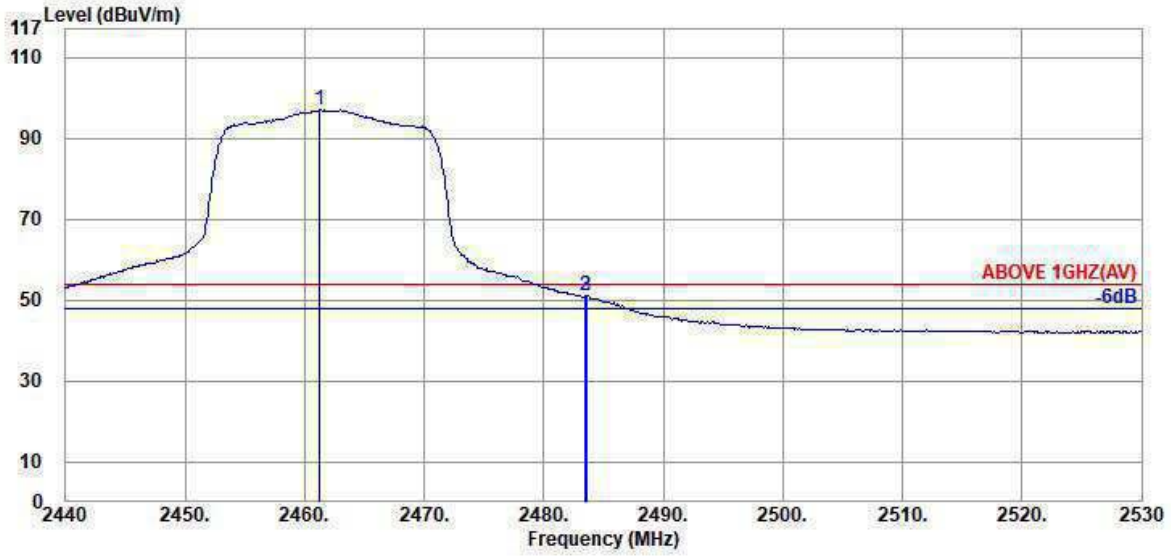

Antenna at Vertical Polarization

	Emission Frequency (MHz)	Antenna Factor (dB/m)	Cable Loss (dB)	Meter Reading (dBμV)	Emission Level (dBμV/m)	Limits (dBμV/m)	Margin (dB)	Detector
@	2461.24	32.66	8.57	55.70	96.93	---	---	Average
	2483.47	32.57	8.58	9.80	50.95	54.00	3.05	Average
	2483.56	32.57	8.58	9.85	51.00	54.00	3.00	Average

Remark: The "@" means fundamental frequency, it is ignored in this section..

This test report may be reproduced in full only. The document may only be updated by Audix Technology Corp. personnel. Any changes will be noted in the Document History section of the report.

Audix Technology Corp.
No. 53-11, Dingfu, Linkou, Dist.,
New Taipei City244, Taiwan
Tel: +886 2 26099301
Fax: +886 2 26099303

Mode	BLE	Frequency	TX 2402MHz

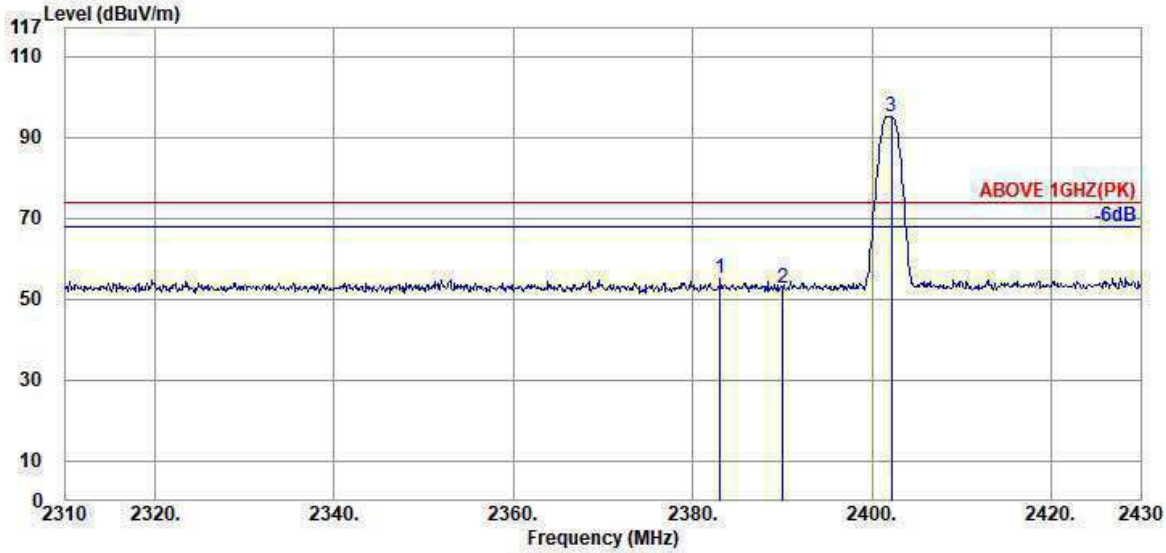

Antenna at Horizontal Polarization

	Emission Frequency (MHz)	Antenna Factor (dB/m)	Cable Loss (dB)	Meter Reading (dBμV)	Emission Level (dBμV/m)	Limits (dBμV/m)	Margin (dB)	Detector
	2383.08	32.00	8.51	14.70	55.21	74.00	18.79	Peak
	2390.04	32.00	8.52	12.25	52.77	74.00	21.23	Peak
@	2402.16	32.03	8.52	54.48	95.03	---	---	Peak

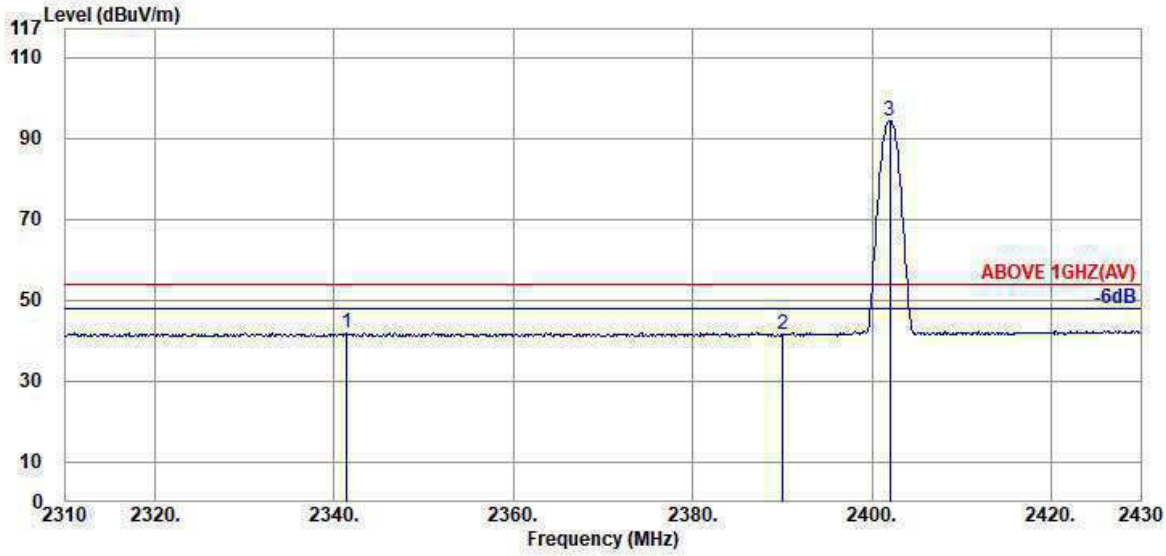

Antenna at Horizontal Polarization

	Emission Frequency (MHz)	Antenna Factor (dB/m)	Cable Loss (dB)	Meter Reading (dBμV)	Emission Level (dBμV/m)	Limits (dBμV/m)	Margin (dB)	Detector
	2341.44	32.00	8.48	1.47	41.95	54.00	12.05	Average
	2390.04	32.00	8.52	0.91	41.43	54.00	12.57	Average
@	2402.04	32.03	8.52	53.76	94.31	---	---	Average

Remark: The "@" means fundamental frequency, it is ignored in this section.

This test report may be reproduced in full only. The document may only be updated by Audix Technology Corp. personnel. Any changes will be noted in the Document History section of the report.

Audix Technology Corp.
No. 53-11, Dingfu, Linkou, Dist.,
New Taipei City244, Taiwan
Tel: +886 2 26099301
Fax: +886 2 26099303

Mode	BLE	Frequency	TX 2402MHz

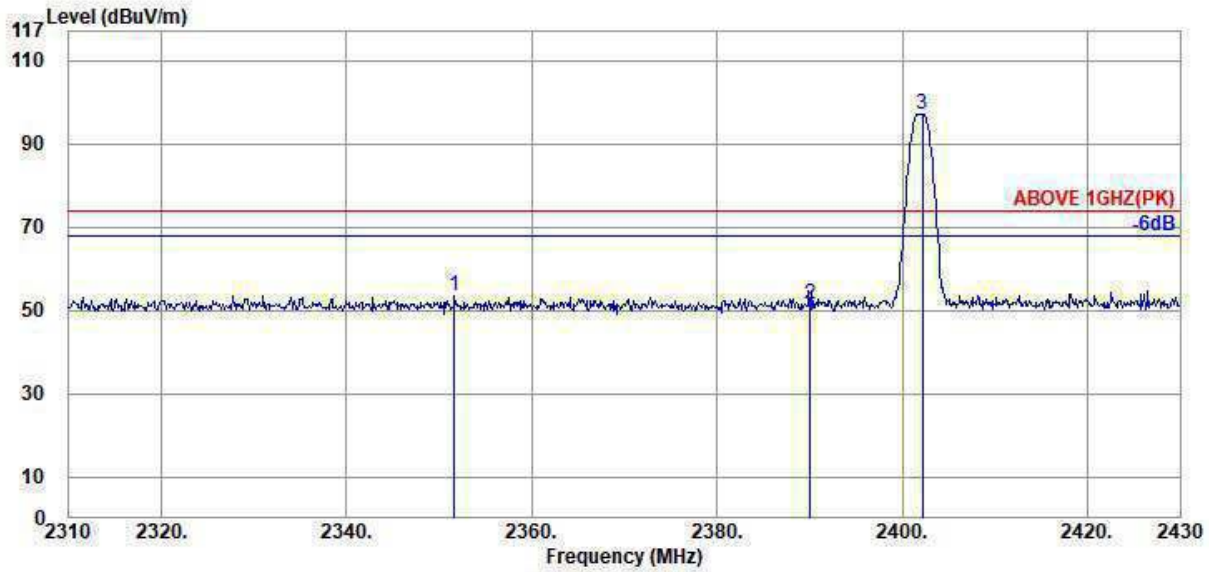

Antenna at Vertical Polarization

	Emission Frequency (MHz)	Antenna Factor (dB/m)	Cable Loss (dB)	Meter Reading (dBμV)	Emission Level (dBμV/m)	Limits (dBμV/m)	Margin (dB)	Detector
	2351.64	32.00	8.49	13.03	53.52	74.00	20.48	Peak
	2390.04	32.00	8.52	11.04	51.56	74.00	22.44	Peak
@	2402.16	32.03	8.52	56.52	97.07	---	---	Peak

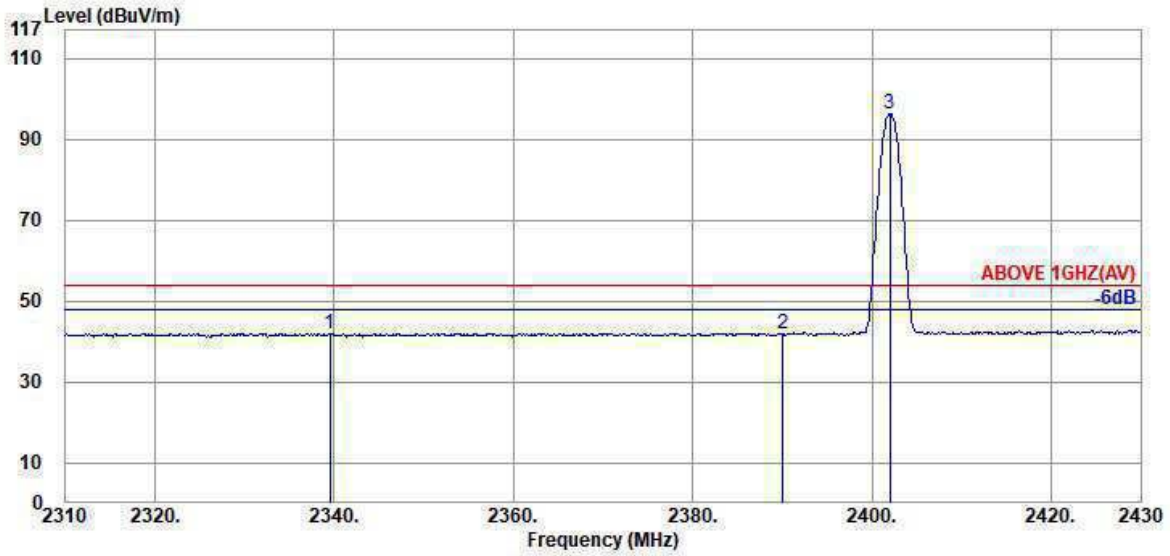

Antenna at Vertical Polarization

	Emission Frequency (MHz)	Antenna Factor (dB/m)	Cable Loss (dB)	Meter Reading (dBμV)	Emission Level (dBμV/m)	Limits (dBμV/m)	Margin (dB)	Detector
	2339.52	32.00	8.48	1.63	42.11	54.00	11.89	Average
	2390.04	32.00	8.52	1.47	41.99	54.00	12.01	Average
@	2402.04	32.03	8.52	55.84	96.39	---	---	Average

Remark: The "@" means fundamental frequency, it is ignored in this section.

This test report may be reproduced in full only. The document may only be updated by Audix Technology Corp. personnel. Any changes will be noted in the Document History section of the report.

Audix Technology Corp.
No. 53-11, Dingfu, Linkou, Dist.,
New Taipei City244, Taiwan
Tel: +886 2 26099301
Fax: +886 2 26099303

Mode	BLE	Frequency	TX 2480MHz

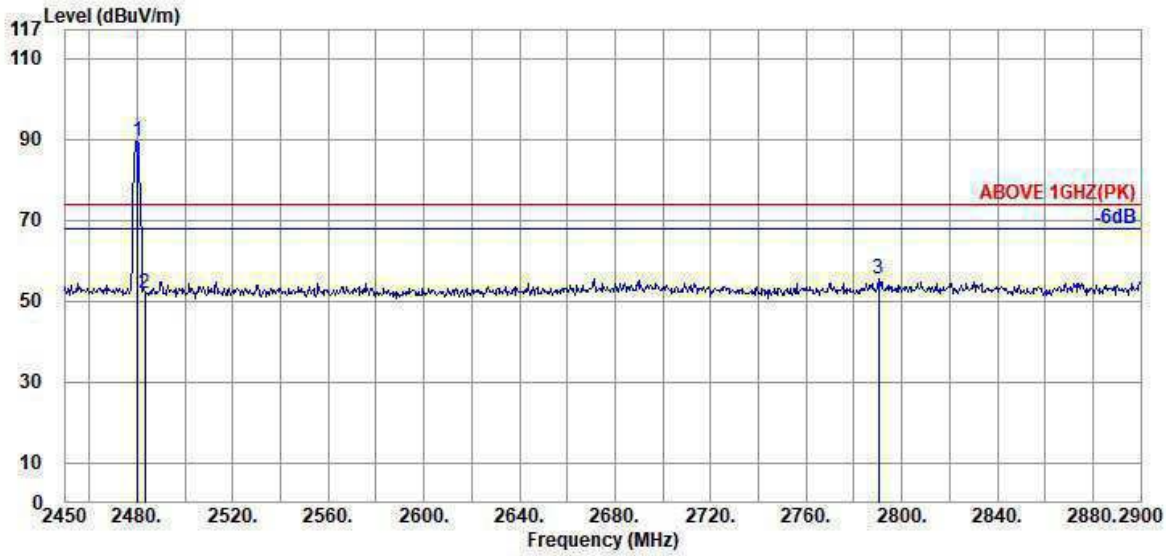

Antenna at Horizontal Polarization

	Emission Frequency (MHz)	Antenna Factor (dB/m)	Cable Loss (dB)	Meter Reading (dBμV)	Emission Level (dBμV/m)	Limits (dBμV/m)	Margin (dB)	Detector
@	2480.15	32.58	8.58	48.34	89.50	---	---	Peak
	2483.30	32.57	8.58	10.74	51.89	74.00	22.11	Peak
	2790.20	32.76	8.66	14.04	55.46	74.00	18.54	Peak

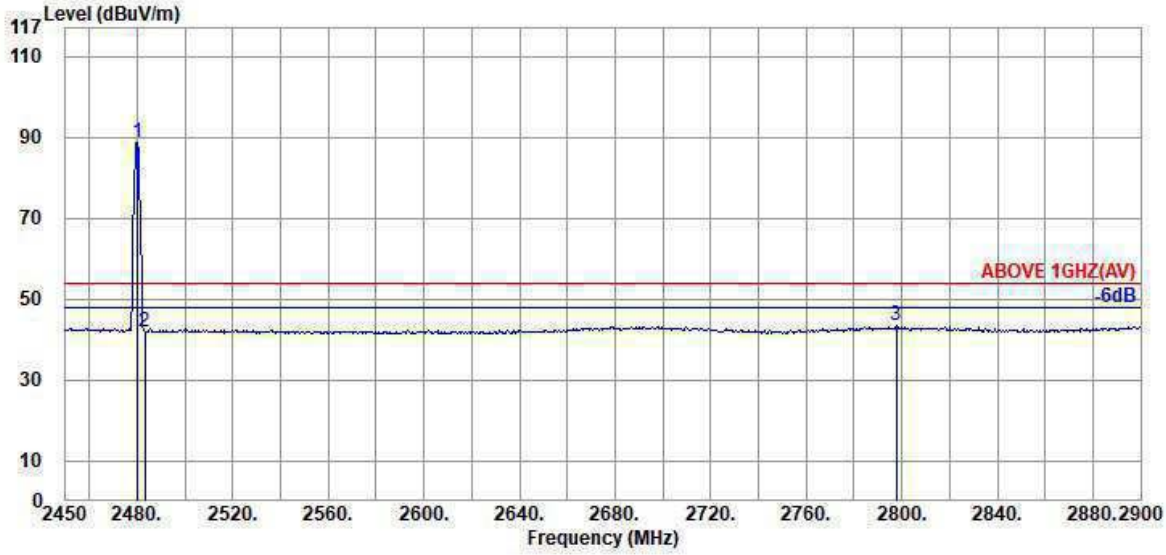

Antenna at Horizontal Polarization

	Emission Frequency (MHz)	Antenna Factor (dB/m)	Cable Loss (dB)	Meter Reading (dBμV)	Emission Level (dBμV/m)	Limits (dBμV/m)	Margin (dB)	Detector
@	2480.15	32.58	8.58	47.68	88.84	---	---	Average
	2483.30	32.57	8.58	0.85	42.00	54.00	12.00	Average
	2797.85	32.87	8.66	1.91	43.44	54.00	10.56	Average

Remark: The "@" means fundamental frequency, it is ignored in this section.

This test report may be reproduced in full only. The document may only be updated by Audix Technology Corp. personnel. Any changes will be noted in the Document History section of the report.

Audix Technology Corp.
No. 53-11, Dingfu, Linkou, Dist.,
New Taipei City244, Taiwan
Tel: +886 2 26099301
Fax: +886 2 26099303

Mode	BLE	Frequency	TX 2480MHz

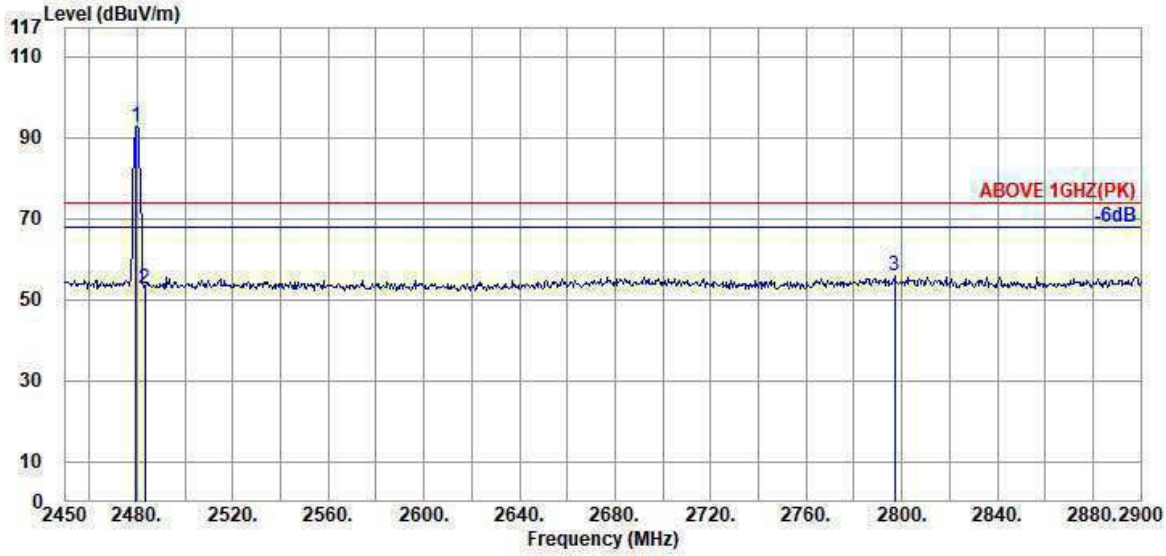

Antenna at Vertical Polarization

	Emission Frequency (MHz)	Antenna Factor (dB/m)	Cable Loss (dB)	Meter Reading (dBμV)	Emission Level (dBμV/m)	Limits (dBμV/m)	Margin (dB)	Detector
@	2479.70	32.58	8.58	51.53	92.69	---	---	Peak
	2483.30	32.57	8.58	11.66	52.81	74.00	21.19	Peak
	2796.95	32.86	8.66	14.27	55.79	74.00	18.21	Peak

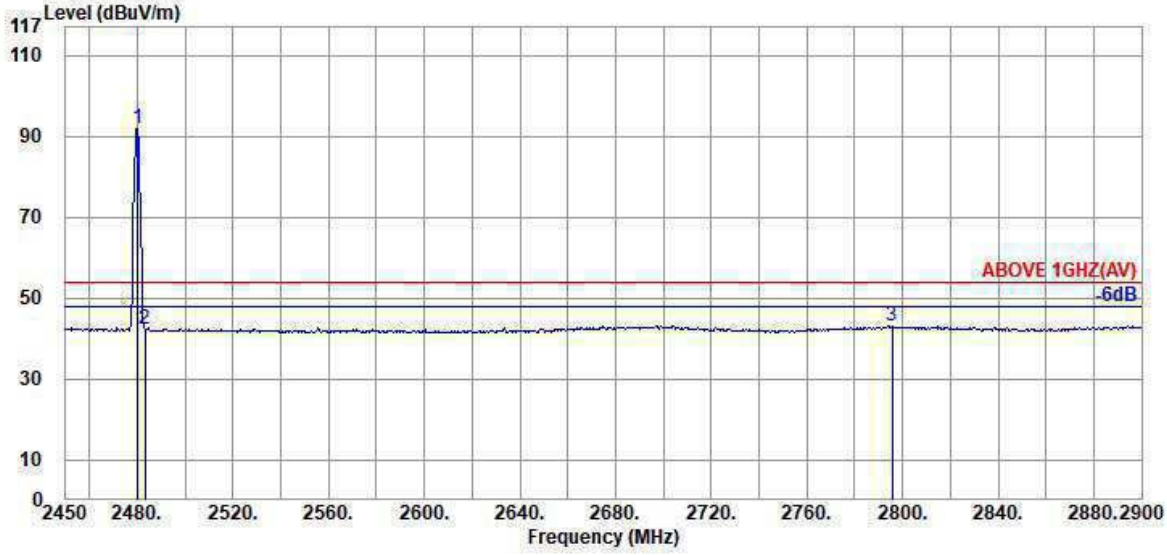

Antenna at Vertical Polarization

	Emission Frequency (MHz)	Antenna Factor (dB/m)	Cable Loss (dB)	Meter Reading (dBμV)	Emission Level (dBμV/m)	Limits (dBμV/m)	Margin (dB)	Detector
@	2480.15	32.58	8.58	50.75	91.91	---	---	Average
	2483.30	32.57	8.58	1.33	42.48	54.00	11.52	Average
	2795.60	32.84	8.66	1.79	43.29	54.00	10.71	Average

Remark: The "@" means fundamental frequency, it is ignored in this section.

This test report may be reproduced in full only. The document may only be updated by Audix Technology Corp. personnel. Any changes will be noted in the Document History section of the report.

Audix Technology Corp.
No. 53-11, Dingfu, Linkou, Dist.,
New Taipei City244, Taiwan
Tel: +886 2 26099301
Fax: +886 2 26099303

Mode	ZigBee	Frequency	TX 2405MHz

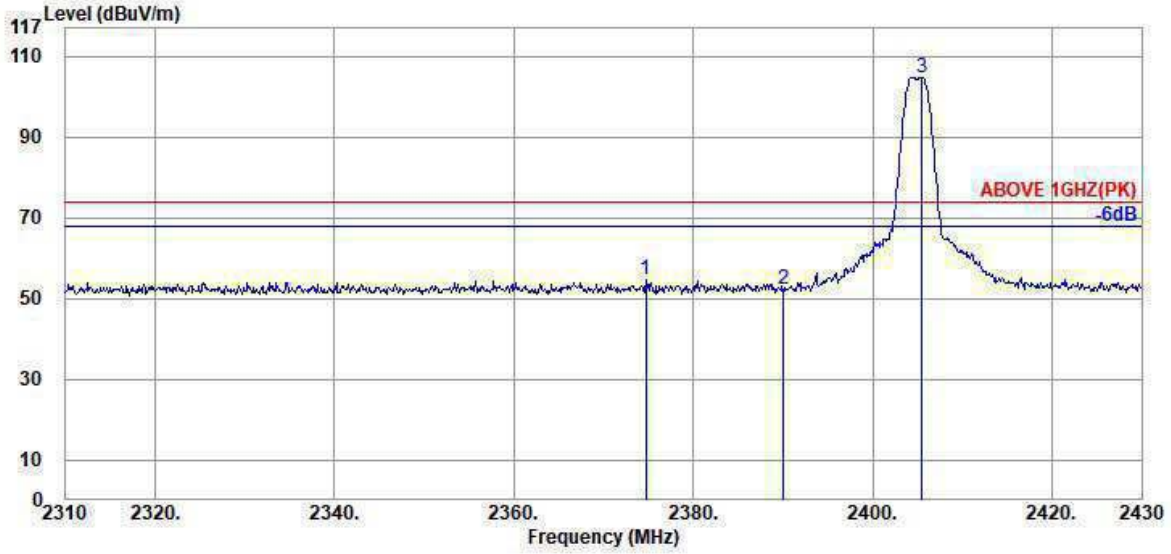

Antenna at Horizontal Polarization

	Emission Frequency (MHz)	Antenna Factor (dB/m)	Cable Loss (dB)	Meter Reading (dBμV)	Emission Level (dBμV/m)	Limits (dBμV/m)	Margin (dB)	Detector
	2374.68	32.00	8.51	14.06	54.57	74.00	19.43	Peak
	2390.04	32.00	8.52	11.72	52.24	74.00	21.76	Peak
@	2405.52	32.08	8.53	64.18	104.79	---	---	Peak

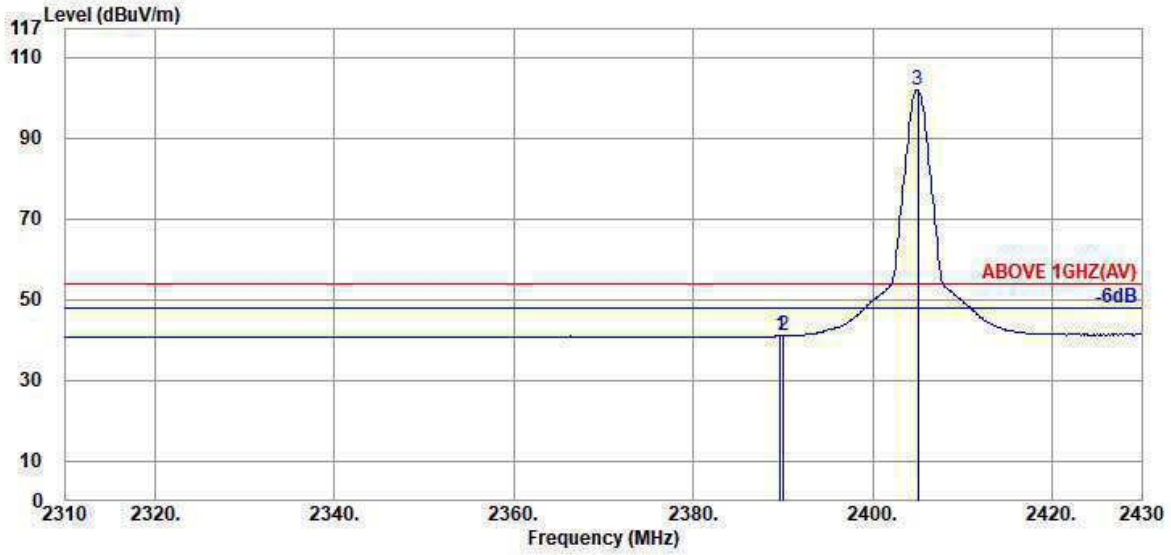

Antenna at Horizontal Polarization

	Emission Frequency (MHz)	Antenna Factor (dB/m)	Cable Loss (dB)	Meter Reading (dBμV)	Emission Level (dBμV/m)	Limits (dBμV/m)	Margin (dB)	Detector
	2389.68	32.00	8.52	0.49	41.01	54.00	12.99	Average
	2390.04	32.00	8.52	0.49	41.01	54.00	12.99	Average
@	2405.04	32.07	8.53	61.31	101.91	---	---	Average

Remark: The "@" means fundamental frequency, it is ignored in this section.

This test report may be reproduced in full only. The document may only be updated by Audix Technology Corp. personnel. Any changes will be noted in the Document History section of the report.

Audix Technology Corp.
No. 53-11, Dingfu, Linkou, Dist.,
New Taipei City244, Taiwan
Tel: +886 2 26099301
Fax: +886 2 26099303

Mode	ZigBee	Frequency	TX 2405MHz

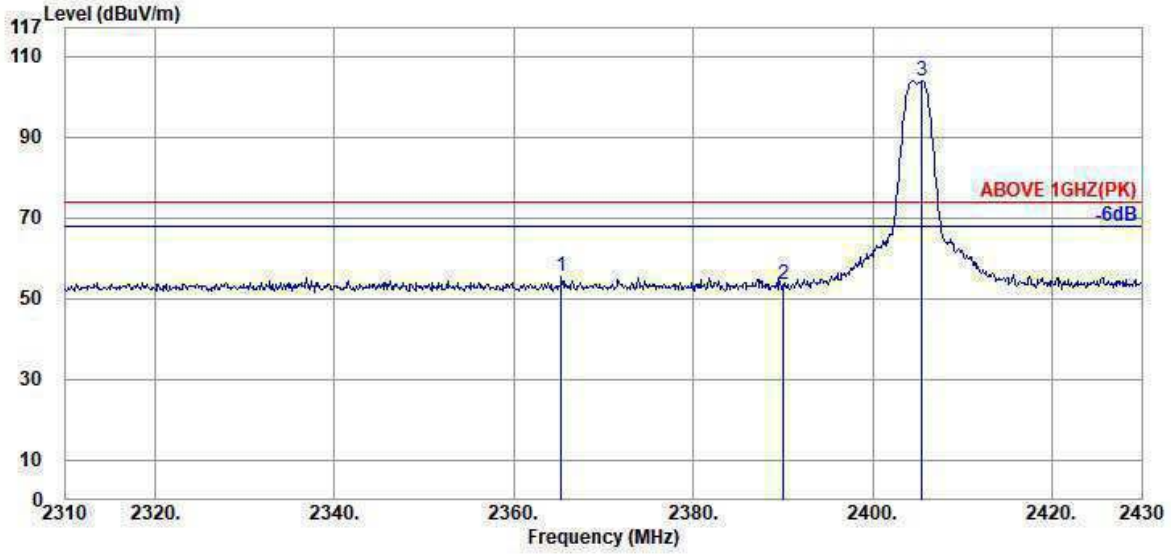

Antenna at Vertical Polarization

	Emission Frequency (MHz)	Antenna Factor (dB/m)	Cable Loss (dB)	Meter Reading (dBμV)	Emission Level (dBμV/m)	Limits (dBμV/m)	Margin (dB)	Detector
	2365.32	32.00	8.49	14.84	55.33	74.00	18.67	Peak
	2390.04	32.00	8.52	12.80	53.32	74.00	20.68	Peak
@	2405.52	32.08	8.53	63.13	103.74	---	---	Peak

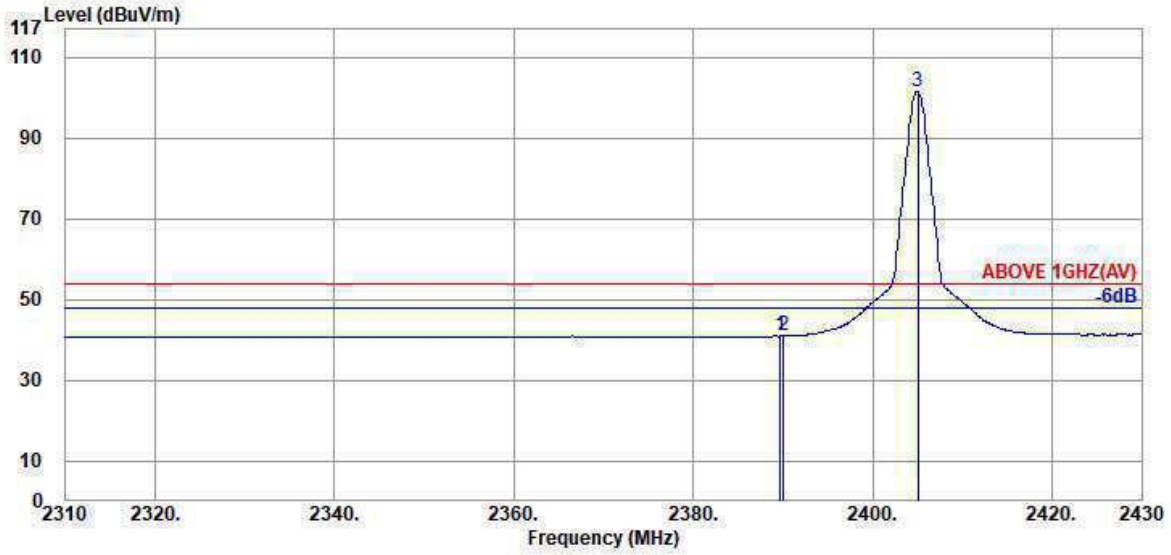

Antenna at Vertical Polarization

	Emission Frequency (MHz)	Antenna Factor (dB/m)	Cable Loss (dB)	Meter Reading (dBμV)	Emission Level (dBμV/m)	Limits (dBμV/m)	Margin (dB)	Detector
	2389.68	32.00	8.52	0.43	40.95	54.00	13.05	Average
	2390.04	32.00	8.52	0.45	40.97	54.00	13.03	Average
@	2405.04	32.07	8.53	60.86	101.46	---	---	Average

Remark: The "@" means fundamental frequency, it is ignored in this section.

This test report may be reproduced in full only. The document may only be updated by Audix Technology Corp. personnel. Any changes will be noted in the Document History section of the report.

Audix Technology Corp.
No. 53-11, Dingfu, Linkou, Dist.,
New Taipei City244, Taiwan
Tel: +886 2 26099301
Fax: +886 2 26099303

Mode	ZigBee	Frequency	TX 2480MHz

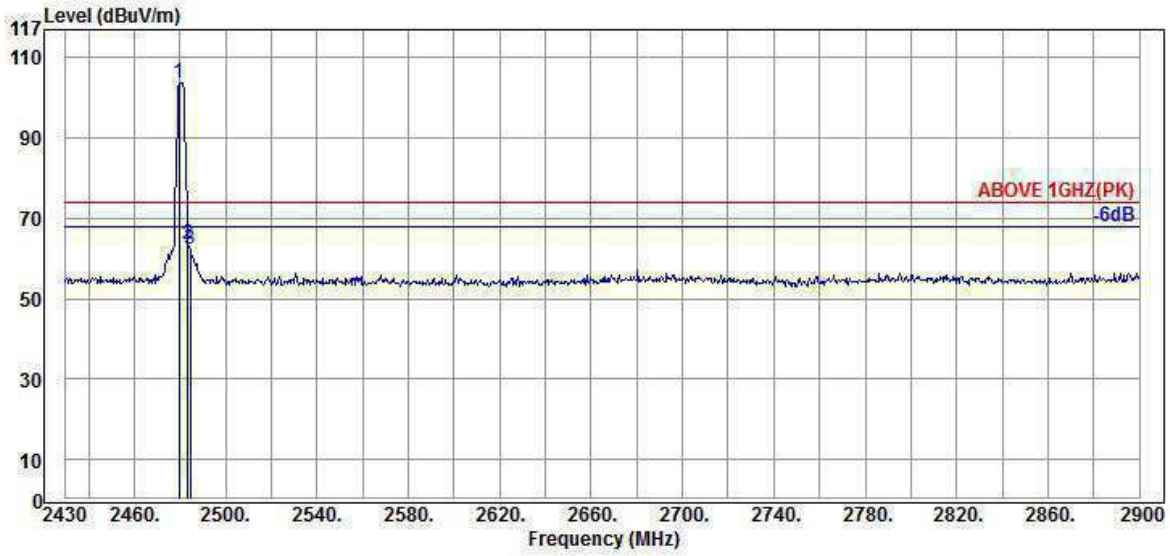

Antenna at Horizontal Polarization

	Emission Frequency (MHz)	Antenna Factor (dB/m)	Cable Loss (dB)	Meter Reading (dBμV)	Emission Level (dBμV/m)	Limits (dBμV/m)	Margin (dB)	Detector
@	2479.82	32.58	8.58	62.66	103.82	---	---	Peak
	2483.58	32.57	8.58	22.42	63.57	74.00	10.43	Peak
	2484.52	32.56	8.58	21.34	62.48	74.00	11.52	Peak

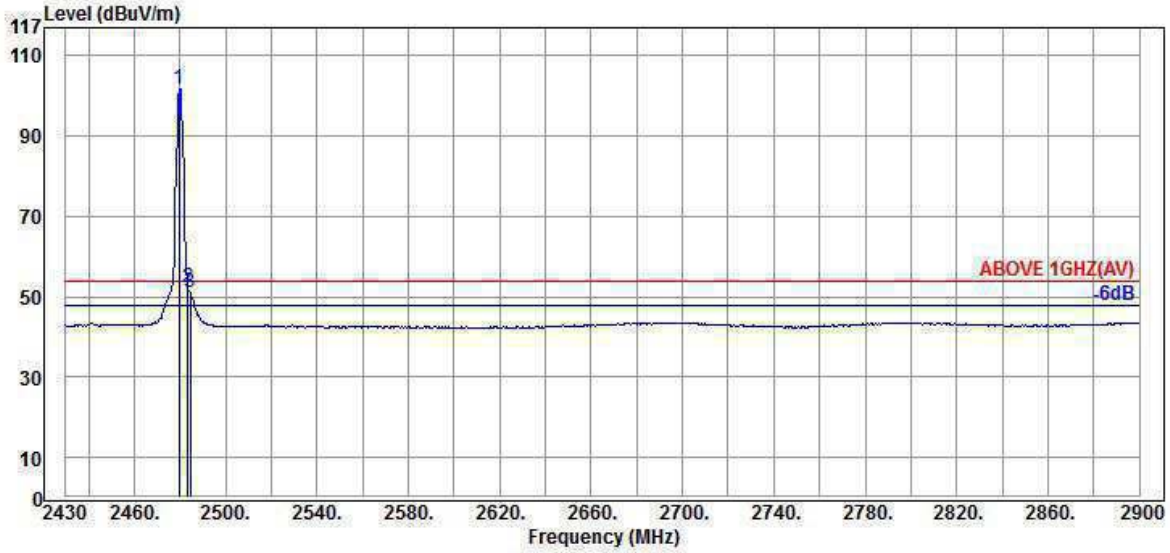

Antenna at Horizontal Polarization

	Emission Frequency (MHz)	Antenna Factor (dB/m)	Cable Loss (dB)	Meter Reading (dBμV)	Emission Level (dBμV/m)	Limits (dBμV/m)	Margin (dB)	Detector
@	2479.82	32.58	8.58	60.44	101.60	---	---	Average
	2483.58	32.57	8.58	10.93	52.08	54.00	1.92	Average
	2484.52	32.56	8.58	9.80	50.94	54.00	3.06	Average

Remark: The "@" means fundamental frequency, it is ignored in this section.

This test report may be reproduced in full only. The document may only be updated by Audix Technology Corp. personnel. Any changes will be noted in the Document History section of the report.

Audix Technology Corp.
No. 53-11, Dingfu, Linkou, Dist.,
New Taipei City244, Taiwan
Tel: +886 2 26099301
Fax: +886 2 26099303

Mode	ZigBee	Frequency	TX 2480MHz

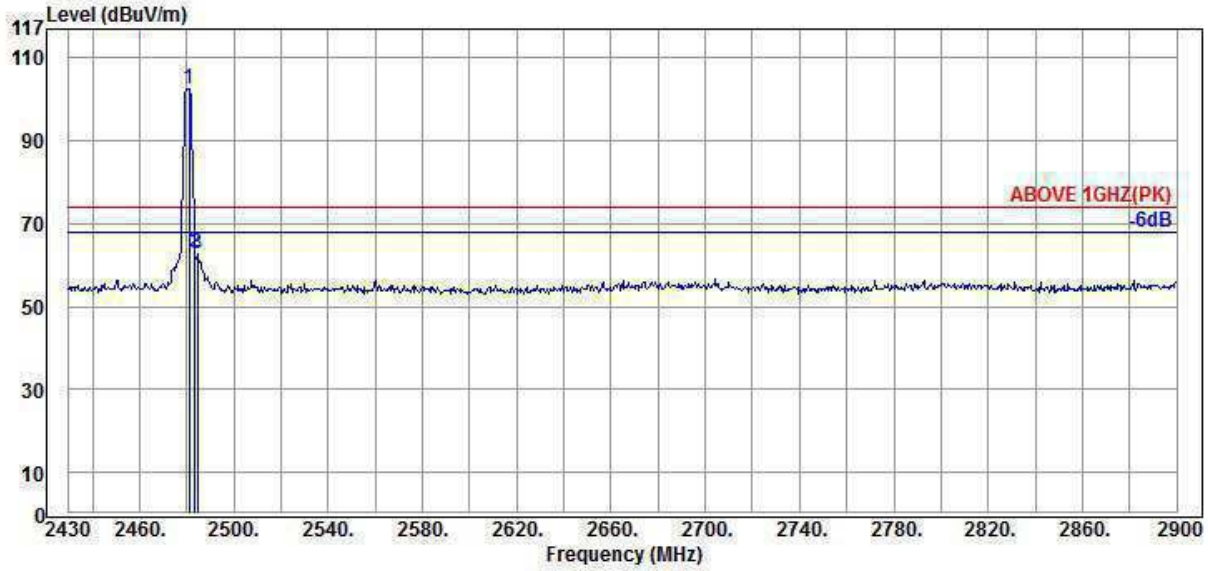

Antenna at Vertical Polarization

	Emission Frequency (MHz)	Antenna Factor (dB/m)	Cable Loss (dB)	Meter Reading (dBμV)	Emission Level (dBμV/m)	Limits (dBμV/m)	Margin (dB)	Detector
@	2481.23	32.58	8.58	61.49	102.65	---	---	Peak
	2483.58	32.57	8.58	22.13	63.28	74.00	10.72	Peak
	2484.52	32.56	8.58	21.41	62.55	74.00	11.45	Peak

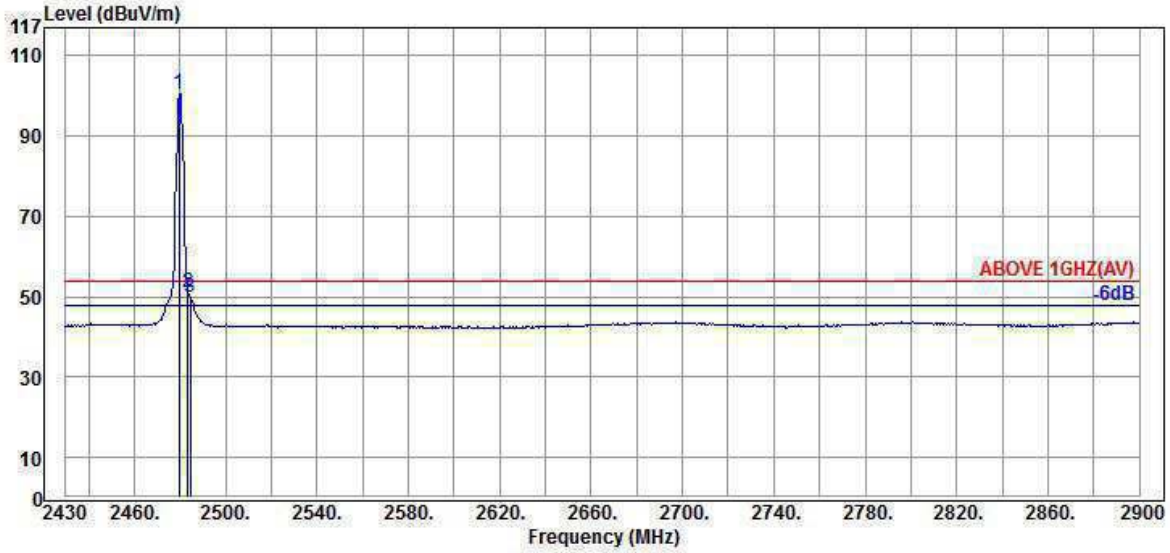

Antenna at Vertical Polarization

	Emission Frequency (MHz)	Antenna Factor (dB/m)	Cable Loss (dB)	Meter Reading (dBμV)	Emission Level (dBμV/m)	Limits (dBμV/m)	Margin (dB)	Detector
@	2479.82	32.58	8.58	59.28	100.44	---	---	Average
	2483.58	32.57	8.58	9.82	50.97	54.00	3.03	Average
	2484.52	32.56	8.58	8.87	50.01	54.00	3.99	Average

Remark: The "@" means fundamental frequency, it is ignored in this section..

This test report may be reproduced in full only. The document may only be updated by Audix Technology Corp. personnel. Any changes will be noted in the Document History section of the report.

Audix Technology Corp.
No. 53-11, Dingfu, Linkou, Dist.,
New Taipei City244, Taiwan
Tel: +886 2 26099301
Fax: +886 2 26099303

A.2.2 Emissions outside the frequency band:

The emissions (up to 25GHz) not reported for there is no emission be found.

Mode	802.11b	Frequency	TX 2437MHz

Antenna at Horizontal Polarization

Emission Frequency (MHz)	Antenna Factor (dB/m)	Cable Loss (dB)	Meter Reading (dBμV)	Emission Level (dBμV/m)	Limits (dBμV/m)	Margin (dB)	Detector
7310.00	35.90	12.11	1.57	49.58	54.00	4.42	Average
7310.00	35.90	12.11	6.59	54.60	74.00	19.40	Peak

Antenna at Vertical Polarization

Emission Frequency (MHz)	Antenna Factor (dB/m)	Cable Loss (dB)	Meter Reading (dBμV)	Emission Level (dBμV/m)	Limits (dBμV/m)	Margin (dB)	Detector
7313.00	35.90	12.11	4.10	52.11	54.00	1.89	Average
7313.00	35.90	12.11	8.51	56.52	74.00	17.48	Peak

Mode	802.11g	Frequency	TX 2437MHz

Antenna at Horizontal Polarization

Emission Frequency (MHz)	Antenna Factor (dB/m)	Cable Loss (dB)	Meter Reading (dBμV)	Emission Level (dBμV/m)	Limits (dBμV/m)	Margin (dB)	Detector
7307.00	35.90	12.11	4.10	52.11	54.00	1.89	Peak

Antenna at Vertical Polarization

Emission Frequency (MHz)	Antenna Factor (dB/m)	Cable Loss (dB)	Meter Reading (dBμV)	Emission Level (dBμV/m)	Limits (dBμV/m)	Margin (dB)	Detector
7316.00	35.90	12.12	-2.82	45.20	54.00	8.80	Average
7316.00	35.90	12.12	8.79	56.81	74.00	17.19	Peak

Mode	802.11n-HT20	Frequency	TX 2437MHz

Antenna at Horizontal Polarization

Emission Frequency (MHz)	Antenna Factor (dB/m)	Cable Loss (dB)	Meter Reading (dBμV)	Emission Level (dBμV/m)	Limits (dBμV/m)	Margin (dB)	Detector
7315.00	35.90	12.11	4.98	52.99	54.00	1.01	Peak

Antenna at Vertical Polarization

Emission Frequency (MHz)	Antenna Factor (dB/m)	Cable Loss (dB)	Meter Reading (dBμV)	Emission Level (dBμV/m)	Limits (dBμV/m)	Margin (dB)	Detector
7310.00	35.90	12.11	2.36	50.37	54.00	3.63	Peak

This test report may be reproduced in full only. The document may only be updated by Audix Technology Corp. personnel. Any changes will be noted in the Document History section of the report.

Audix Technology Corp.
No. 53-11, Dingfu, Linkou, Dist.,
New Taipei City244, Taiwan
Tel: +886 2 26099301
Fax: +886 2 26099303

Mode	BLE	Frequency	TX 2402MHz

Antenna at Horizontal Polarization

Emission Frequency (MHz)	Antenna Factor (dB/m)	Cable Loss (dB)	Meter Reading (dBμV)	Emission Level (dBμV/m)	Limits (dBμV/m)	Margin (dB)	Detector
4804.00	33.92	10.22	-2.99	41.15	54.00	12.85	Peak

Antenna at Vertical Polarization

Emission Frequency (MHz)	Antenna Factor (dB/m)	Cable Loss (dB)	Meter Reading (dBμV)	Emission Level (dBμV/m)	Limits (dBμV/m)	Margin (dB)	Detector
4804.00	33.92	10.22	-2.88	41.26	54.00	12.74	Peak

Mode	BLE	Frequency	TX 2440MHz

Antenna at Horizontal Polarization

Emission Frequency (MHz)	Antenna Factor (dB/m)	Cable Loss (dB)	Meter Reading (dBμV)	Emission Level (dBμV/m)	Limits (dBμV/m)	Margin (dB)	Detector
4880.00	34.34	10.24	-3.76	40.82	54.00	13.18	Peak

Antenna at Vertical Polarization

Emission Frequency (MHz)	Antenna Factor (dB/m)	Cable Loss (dB)	Meter Reading (dBμV)	Emission Level (dBμV/m)	Limits (dBμV/m)	Margin (dB)	Detector
4880.00	34.34	10.24	-4.19	40.39	54.00	13.61	Peak

Mode	BLE	Frequency	TX 2480MHz

Antenna at Horizontal Polarization

Emission Frequency (MHz)	Antenna Factor (dB/m)	Cable Loss (dB)	Meter Reading (dBμV)	Emission Level (dBμV/m)	Limits (dBμV/m)	Margin (dB)	Detector
4960.00	34.32	10.27	-3.41	41.18	54.00	12.82	Peak

Antenna at Vertical Polarization

Emission Frequency (MHz)	Antenna Factor (dB/m)	Cable Loss (dB)	Meter Reading (dBμV)	Emission Level (dBμV/m)	Limits (dBμV/m)	Margin (dB)	Detector
4960.00	34.32	10.27	-4.11	40.48	54.00	13.52	Peak

This test report may be reproduced in full only. The document may only be updated by Audix Technology Corp. personnel. Any changes will be noted in the Document History section of the report.

Audix Technology Corp.
No. 53-11, Dingfu, Linkou, Dist.,
New Taipei City244, Taiwan
Tel: +886 2 26099301
Fax: +886 2 26099303

Mode	ZigBee	Frequency	TX 2405MHz

Antenna at Horizontal Polarization

Emission Frequency (MHz)	Antenna Factor (dB/m)	Cable Loss (dB)	Meter Reading (dBμV)	Emission Level (dBμV/m)	Limits (dBμV/m)	Margin (dB)	Detector
4808.00	33.93	10.22	5.52	49.67	74.00	24.33	Average
4808.00	33.93	10.22	15.13	59.28	74.00	14.72	Peak
7217.00	35.70	12.06	4.24	52.00	54.00	2.00	Peak

Antenna at Vertical Polarization

Emission Frequency (MHz)	Antenna Factor (dB/m)	Cable Loss (dB)	Meter Reading (dBμV)	Emission Level (dBμV/m)	Limits (dBμV/m)	Margin (dB)	Detector
4810.00	33.94	10.22	7.64	51.80	54.00	2.20	Average
4810.00	33.94	10.22	17.30	61.46	74.00	12.54	Peak
7214.00	35.70	12.06	-0.99	46.77	74.00	27.23	Average
7214.00	35.70	12.06	9.01	56.77	74.00	17.23	Peak

Mode	ZigBee	Frequency	TX 2440MHz

Antenna at Horizontal Polarization

Emission Frequency (MHz)	Antenna Factor (dB/m)	Cable Loss (dB)	Meter Reading (dBμV)	Emission Level (dBμV/m)	Limits (dBμV/m)	Margin (dB)	Detector
4880.00	34.34	10.24	3.86	48.44	54.00	5.56	Average
4880.00	34.34	10.24	13.85	58.43	74.00	15.57	Peak
7319.00	35.90	12.12	5.34	53.36	54.00	0.64	Peak

Antenna at Vertical Polarization

Emission Frequency (MHz)	Antenna Factor (dB/m)	Cable Loss (dB)	Meter Reading (dBμV)	Emission Level (dBμV/m)	Limits (dBμV/m)	Margin (dB)	Detector
4878.00	34.32	10.24	7.31	51.87	54.00	2.13	Average
4878.00	34.32	10.24	17.11	61.67	74.00	12.33	Peak
7322.00	35.90	12.12	0.43	48.45	54.00	5.55	Average
7322.00	35.90	12.12	8.82	56.84	74.00	17.16	Peak

This test report may be reproduced in full only. The document may only be updated by Audix Technology Corp. personnel. Any changes will be noted in the Document History section of the report.

Audix Technology Corp.
No. 53-11, Dingfu, Linkou, Dist.,
New Taipei City244, Taiwan
Tel: +886 2 26099301
Fax: +886 2 26099303

Mode	ZigBee	Frequency	TX 2480MHz

Antenna at Horizontal Polarization

Emission Frequency (MHz)	Antenna Factor (dB/m)	Cable Loss (dB)	Meter Reading (dBμV)	Emission Level (dBμV/m)	Limits (dBμV/m)	Margin (dB)	Detector
4962.00	34.30	10.27	1.42	45.99	54.00	8.01	Average
4962.00	34.30	10.27	11.94	56.51	74.00	17.49	Peak
7439.00	35.90	12.18	4.38	52.46	74.00	21.54	Peak

Antenna at Vertical Polarization

Emission Frequency (MHz)	Antenna Factor (dB/m)	Cable Loss (dB)	Meter Reading (dBμV)	Emission Level (dBμV/m)	Limits (dBμV/m)	Margin (dB)	Detector
4960.00	34.32	10.27	6.21	50.80	54.00	3.20	Average
4960.00	34.32	10.27	16.73	61.32	74.00	12.68	Peak
7439.00	35.90	12.18	-3.37	44.71	54.00	9.29	Average
7439.00	35.90	12.18	8.03	56.11	74.00	17.89	Peak

Mode	ZigBee + 802.11g	Frequency	TX 2405MHz + TX 2412MHz

Antenna at Horizontal Polarization

Emission Frequency (MHz)	Antenna Factor (dB/m)	Cable Loss (dB)	Meter Reading (dBμV)	Emission Level (dBμV/m)	Limits (dBμV/m)	Margin (dB)	Detector
4812.00	33.95	10.22	5.89	50.06	54.00	3.94	Average
4812.00	33.95	10.22	15.99	60.16	74.00	13.84	Peak
7214.00	35.70	12.06	-1.69	46.07	54.00	7.93	Average
7214.00	35.70	12.06	7.24	55.00	74.00	19.00	Peak
7232.00	35.70	12.07	4.79	52.56	54.00	1.44	Peak

Antenna at Vertical Polarization

Emission Frequency (MHz)	Antenna Factor (dB/m)	Cable Loss (dB)	Meter Reading (dBμV)	Emission Level (dBμV/m)	Limits (dBμV/m)	Margin (dB)	Detector
4812.00	33.95	10.22	5.69	49.86	54.00	4.14	Average
4812.00	33.95	10.22	15.88	60.05	74.00	13.95	Peak
7214.00	35.70	12.06	-3.08	44.68	54.00	9.32	Average
7214.00	35.70	12.06	6.82	54.58	74.00	19.42	Peak
7238.00	35.70	12.07	5.14	52.91	54.00	1.09	Peak

A.2.3 Emissions in Non-restricted Frequency Bands:

Pursuant to ANSI C63.10:2013 that emission levels below the FCC 15.209(a)/RSS-Gen Section 8.9table 4 general radiated emissions limits is not required.

This test report may be reproduced in full only. The document may only be updated by Audix Technology Corp. personnel. Any changes will be noted in the Document History section of the report.

Audix Technology Corp.
No. 53-11, Dingfu, Linkou, Dist.,
New Taipei City244, Taiwan
Tel: +886 2 26099301
Fax: +886 2 26099303

A.3 6dB/OCCUPIED BANDWIDTH

Test Date	2019/11/28-12/26	Temp./Hum.	21-25℃/50-75%
Cable Loss	0.80dB	Test Voltage	AC 120V, 60Hz (via AC Adapter)
	1.20dB (Only for ZigBee 2480MHz)	Tested By	Sean Wang

A.3.1 Emission Bandwidth Result

Mode	Centre Frequency (MHz)	6 dB Bandwidth (MHz)	Occupied (99%) Bandwidth (MHz)	Limit
802.11b	2412	9.063	12.101	>500kHz
	2437	9.059	12.097	
	2462	9.078	12.154	
802.11g	2412	16.34	16.454	
	2437	16.34	16.462	
	2462	15.86	16.400	
802.11n-HT20	2412	17.35	17.680	
	2437	17.50	17.658	
	2462	16.80	17.621	
BLE	2402	0.7077	1.0840	
	2440	0.7060	1.0836	
	2480	0.7069	1.0847	
ZigBee	2405	1.189	1.9136	
	2440	1.187	1.8997	
	2480	1.169	1.8973	

This test report may be reproduced in full only. The document may only be updated by Audix Technology Corp. personnel. Any changes will be noted in the Document History section of the report.

Audix Technology Corp.
No. 53-11, Dingfu, Linkou, Dist.,
New Taipei City244, Taiwan

Tel: +886 2 26099301
Fax: +886 2 26099303

A.3.2 Measurement Plots

802.11b	802.11g
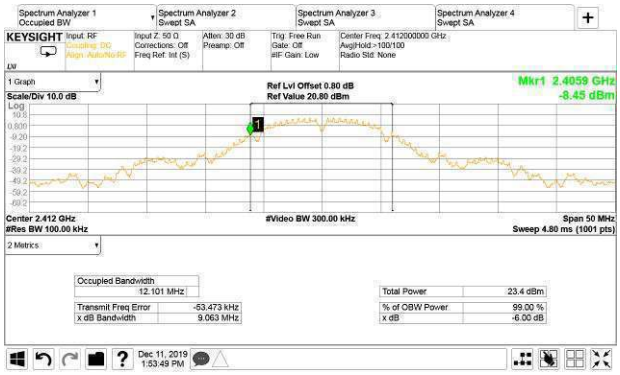	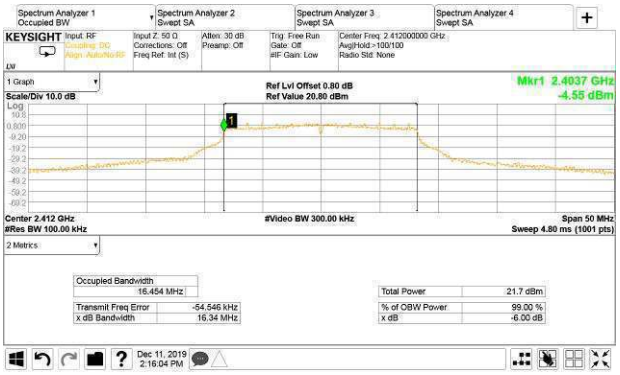
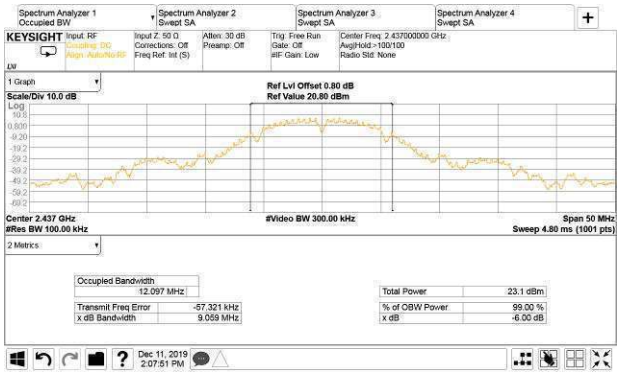	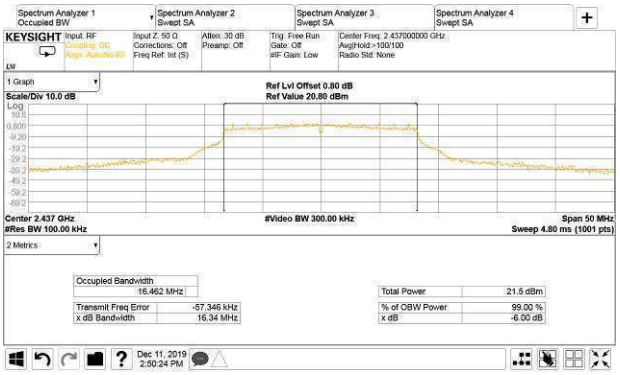
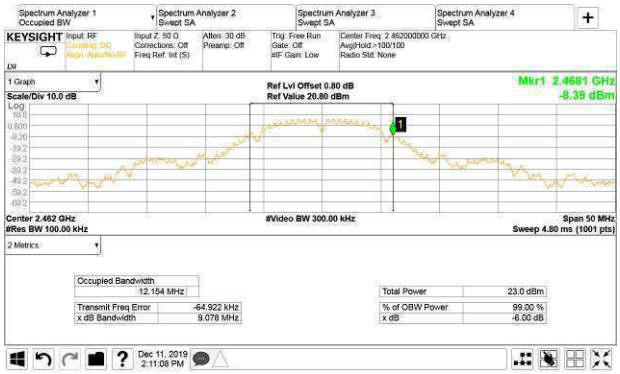	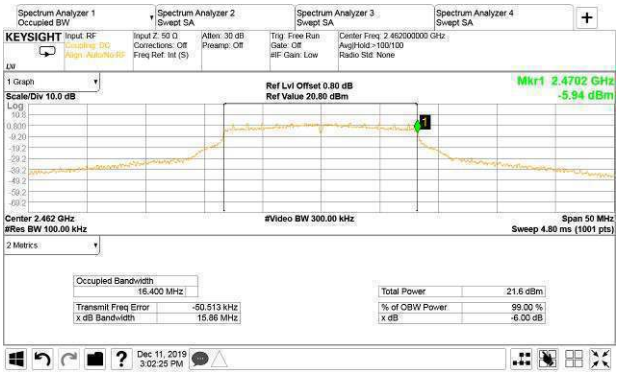

This test report may be reproduced in full only. The document may only be updated by Audix Technology Corp. personnel. Any changes will be noted in the Document History section of the report.

Audix Technology Corp.
No. 53-11, Dingfu, Linkou, Dist.,
New Taipei City244, Taiwan

Tel: +886 2 26099301
Fax: +886 2 26099303

802.11n-HT20	BLE
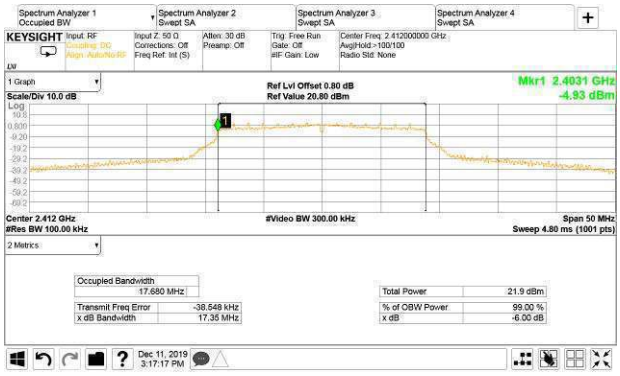	
	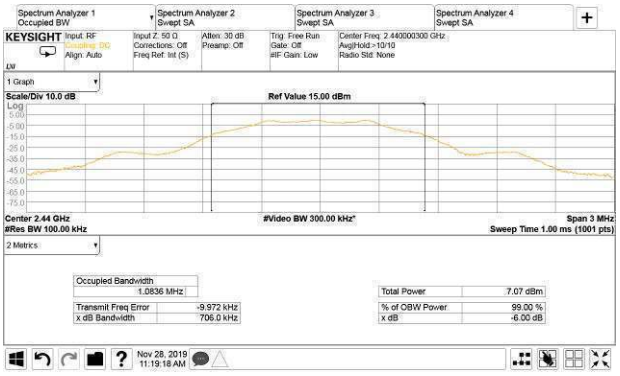
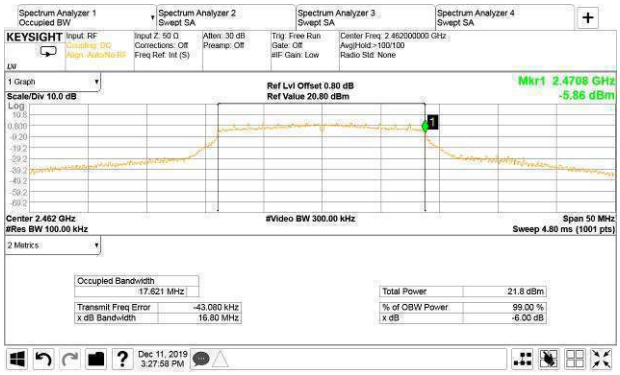	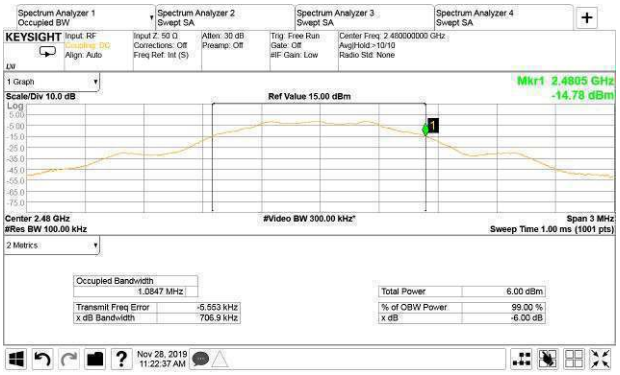

This test report may be reproduced in full only. The document may only be updated by Audix Technology Corp. personnel. Any changes will be noted in the Document History section of the report.

Audix Technology Corp.
No. 53-11, Dingfu, Linkou, Dist.,
New Taipei City244, Taiwan

Tel: +886 2 26099301
Fax: +886 2 26099303

ZigBee

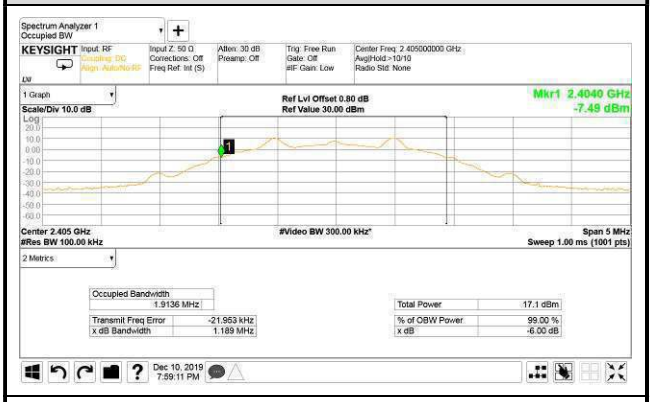

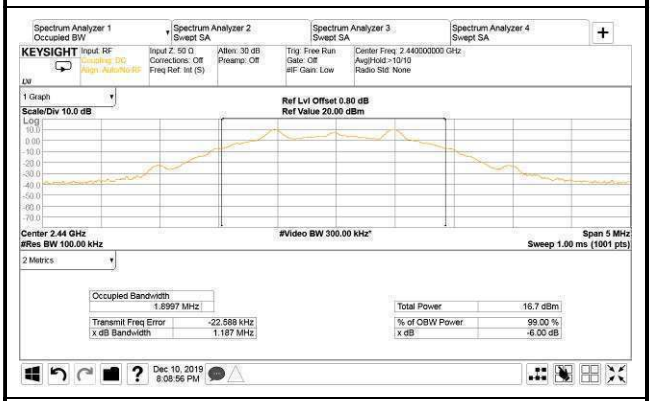

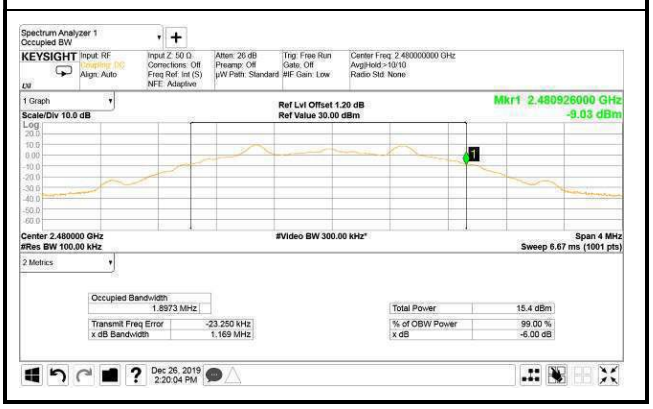

This test report may be reproduced in full only. The document may only be updated by Audix Technology Corp. personnel. Any changes will be noted in the Document History section of the report.

Audix Technology Corp.
No. 53-11, Dingfu, Linkou, Dist.,
New Taipei City244, Taiwan
Tel: +886 2 26099301
Fax: +886 2 26099303

A.4 MAXIMUM PEAK OUTPUT POWER

Test Date	2019/11/28-12/26	Temp./Hum.	21-25℃/50-75%
Cable Loss	0.80dB	Test Voltage	AC 120V, 60Hz (via AC Adapter)
	1.20dB (Only for ZigBee 2480MHz)	Tested By	Sean Wang

A.4.1 Peak Output Power

Mode	Centre Frequency (MHz)	Peak Output Power (dBm)		Antenna Gain (dBi)	Output Power (E.I.R.P.)		Limit
		(dBm)	(W)		(dBm)	(W)	
802.11b	2412	19.12	0.082	3.73	22.85	0.193	<30dBm (1W) (Peak Output Power) <36dBm (4W) (E.I.R.P)
	2437	19.17	0.083		22.90	0.195	
	2462	18.93	0.078		22.66	0.185	

Mode	Centre Frequency (MHz)	Peak Output Power (dBm)		Antenna Gain (dBi)	Output Power (E.I.R.P.)		Limit
		(dBm)	(W)		(dBm)	(W)	
802.11g	2412	23.31	0.214	3.73	27.04	0.506	<30dBm (1W) (Peak Output Power) <36dBm (4W) (E.I.R.P)
	2437	23.47	0.222		27.20	0.525	
	2462	23.21	0.209		26.94	0.494	

Mode	Centre Frequency (MHz)	Peak Output Power (dBm)		Antenna Gain (dBi)	Output Power (E.I.R.P.)		Limit
		(dBm)	(W)		(dBm)	(W)	
802.11n-HT20	2412	23.15	0.207	3.73	26.88	0.488	<30dBm (1W) (Peak Output Power) <36dBm (4W) (E.I.R.P)
	2437	23.24	0.211		26.97	0.498	
	2462	23.09	0.204		26.82	0.481	

Mode	Centre Frequency (MHz)	Peak Output Power (dBm)		Antenna Gain (dBi)	Output Power (E.I.R.P.)		Limit
		(dBm)	(W)		(dBm)	(W)	
BLE	2402	2.16	0.002	3.73	5.89	0.004	<30dBm (1W) (Peak Output Power) <36dBm (4W) (E.I.R.P)
	2441	1.53	0.001		5.26	0.003	
	2480	0.46	0.001		4.19	0.003	

Mode	Centre Frequency (MHz)	Peak Output Power (dBm)		Antenna Gain (dBi)	Output Power (E.I.R.P.)		Limit
		(dBm)	(W)		(dBm)	(W)	
ZigBee	2405	11.24	0.013	3.73	14.97	0.031	<30dBm (1W) (Peak Output Power) <36dBm (4W) (E.I.R.P)
	2440	10.93	0.012		14.66	0.029	
	2480	10.51	0.011		14.24	0.027	

Note: The results have been included cable loss.

This test report may be reproduced in full only. The document may only be updated by Audix Technology Corp. personnel. Any changes will be noted in the Document History section of the report.

Audix Technology Corp.
No. 53-11, Dingfu, Linkou, Dist.,
New Taipei City244, Taiwan
Tel: +886 2 26099301
Fax: +886 2 26099303

A.4.2 Average Output Power (Reporting only)

Mode	Centre Frequency (MHz)	Average Output Power (dBm)	10log (1/X)	Max. Average Output Power		Antenna Gain (dBi)	Total Average Output Power (E.I.R.P.)		Limit
				(dBm)	(W)		(dBm)	(W)	
802.11b	2412	16.11	N/A	16.11	0.041	3.73	19.84	0.096	<30dBm (1W) (Maximum Peak Output Power) <36dBm (4W) (E.I.R.P)
	2437	16.15		16.15	0.041		19.88	0.097	
	2462	16.01		16.01	0.040		19.74	0.094	

Mode	Centre Frequency (MHz)	Average Output Power (dBm)	10log (1/X)	Max. Average Output Power		Antenna Gain (dBi)	Total Average Output Power (E.I.R.P.)		Limit
				(dBm)	(W)		(dBm)	(W)	
802.11g	2412	14.85	0.27	15.17	0.033	3.73	18.90	0.078	<30dBm (1W) (Maximum Peak Output Power) <36dBm (4W) (E.I.R.P)
	2437	15.21		15.53	0.036		19.26	0.084	
	2462	14.70		15.02	0.032		18.75	0.075	

Mode	Centre Frequency (MHz)	Average Output Power (dBm)	10log (1/X)	Max. Average Output Power		Antenna Gain (dBi)	Total Average Output Power (E.I.R.P.)		Limit
				(dBm)	(W)		(dBm)	(W)	
802.11n-HT20	2412	14.21	0.32	14.53	0.028	3.73	18.26	0.067	<30dBm (1W) (Maximum Peak Output Power) <36dBm (4W) (E.I.R.P)
	2437	14.41		14.73	0.030		18.46	0.070	
	2462	14.18		14.50	0.028		18.23	0.067	

Note: The results have been included cable loss.

This test report may be reproduced in full only. The document may only be updated by Audix Technology Corp. personnel. Any changes will be noted in the Document History section of the report.

Audix Technology Corp.
No. 53-11, Dingfu, Linkou, Dist.,
New Taipei City244, Taiwan

Tel: +886 2 26099301
Fax: +886 2 26099303

A.4.3 Measurement Plots

BLE	ZigBee
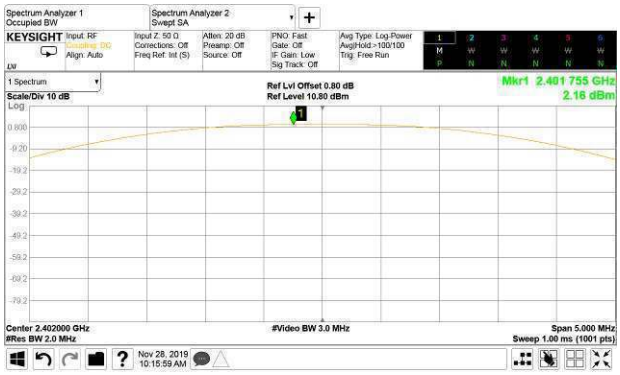	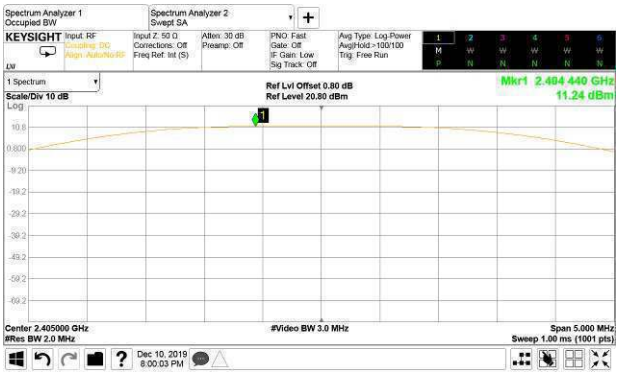
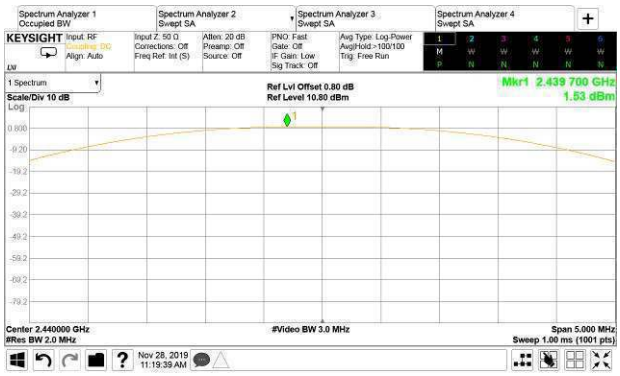	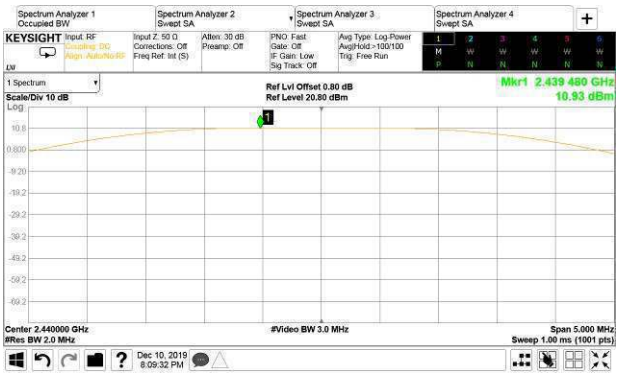
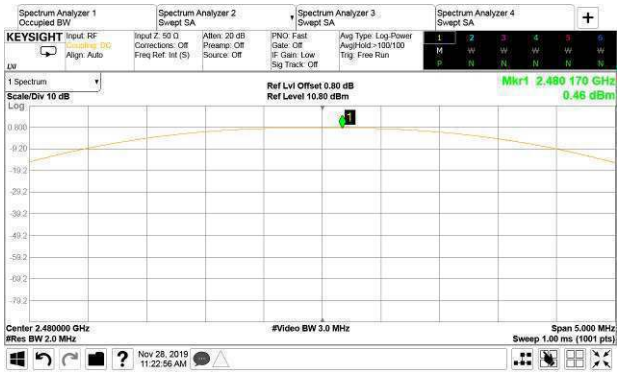	

This test report may be reproduced in full only. The document may only be updated by Audix Technology Corp. personnel. Any changes will be noted in the Document History section of the report.

Audix Technology Corp.
No. 53-11, Dingfu, Linkou, Dist.,
New Taipei City244, Taiwan

Tel: +886 2 26099301
Fax: +886 2 26099303

A.5 EMISSION LIMITATIONS

Test Date	2019/12/11	Temp./Hum.	22℃/63%
Cable Loss	0.80dB	Test Voltage	AC 120V, 60Hz (via AC Adapter)
Mode	802.11b	Tested By	Sean Wang
Frequency	TX 2412MHz		
Simultaneous Factor10 log(n) (Note: “n” is antenna number)			0

Reference Level

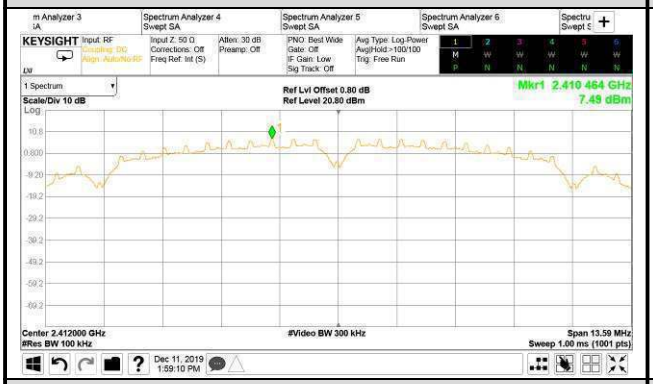

30MHz – 8GHz

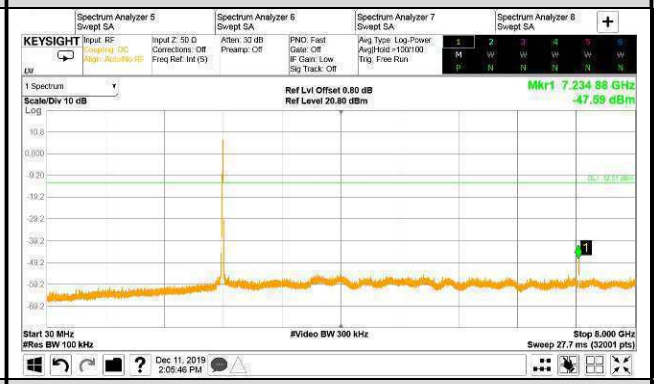

Band Edge

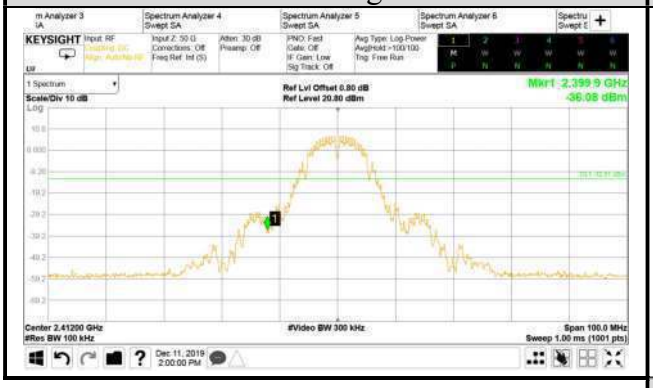

8GHz – 15GHz

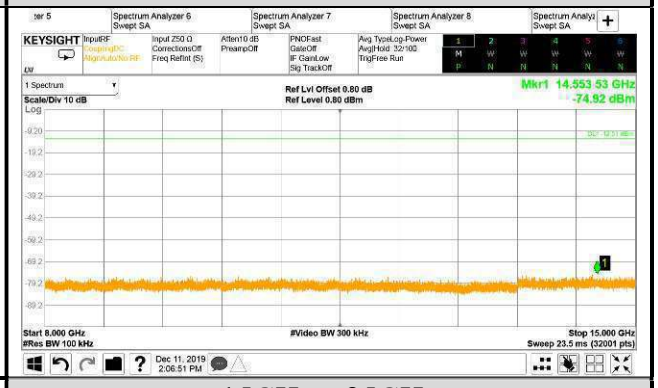

15GHz – 25GHz

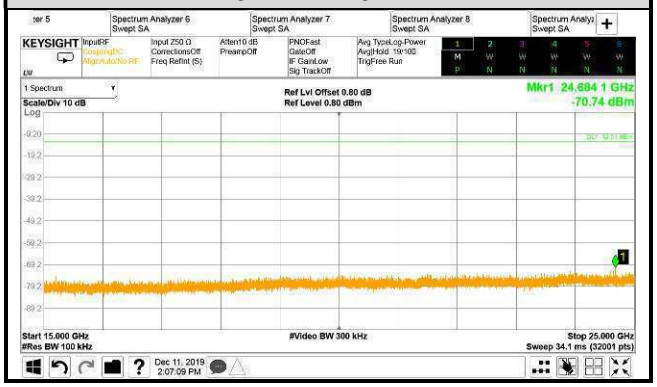

This test report may be reproduced in full only. The document may only be updated by Audix Technology Corp. personnel. Any changes will be noted in the Document History section of the report.

Audix Technology Corp.
No. 53-11, Dingfu, Linkou, Dist.,
New Taipei City244, Taiwan

Tel: +886 2 26099301
Fax: +886 2 26099303

Test Date	2019/12/11	Temp./Hum.	22℃/63%
Cable Loss	0.80dB	Test Voltage	AC 120V, 60Hz (via AC Adapter)
Mode	802.11b	Tested By	Sean Wang
Frequency	TX 2437MHz		
Simultaneous Factor10 log(n) (Note: “n” is antenna number)			0

Reference Level

30MHz – 8GHz

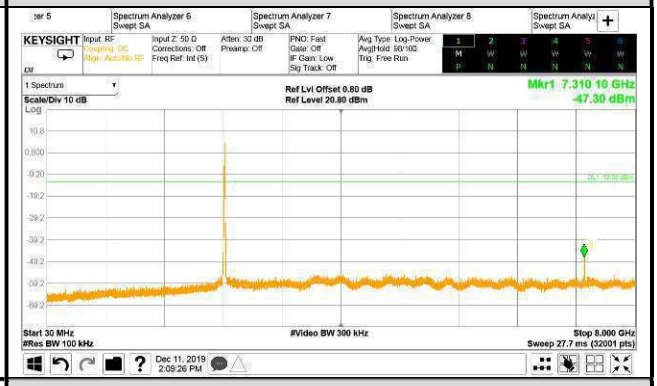

8GHz – 15GHz

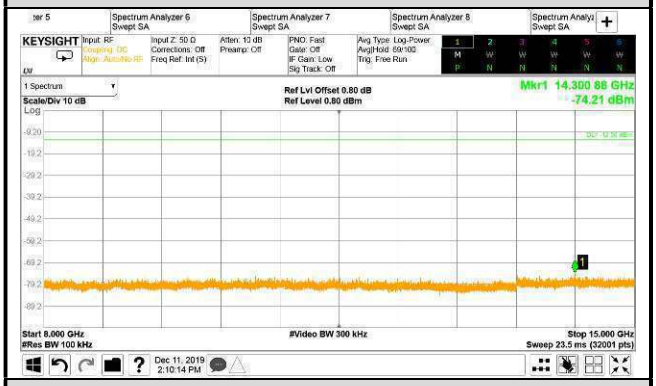

15GHz – 25GHz

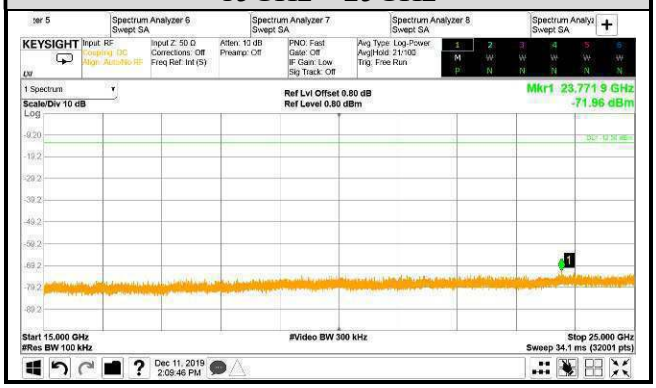

This test report may be reproduced in full only. The document may only be updated by Audix Technology Corp. personnel. Any changes will be noted in the Document History section of the report.

Audix Technology Corp.
No. 53-11, Dingfu, Linkou, Dist.,
New Taipei City244, Taiwan

Tel: +886 2 26099301
Fax: +886 2 26099303

Test Date	2019/12/11	Temp./Hum.	22℃/63%
Cable Loss	0.80dB	Test Voltage	AC 120V, 60Hz (via AC Adapter)
Mode	802.11b	Tested By	Sean Wang
Frequency	TX 2462MHz		
Simultaneous Factor10 log(n) (Note: “n” is antenna number)			0

Reference Level

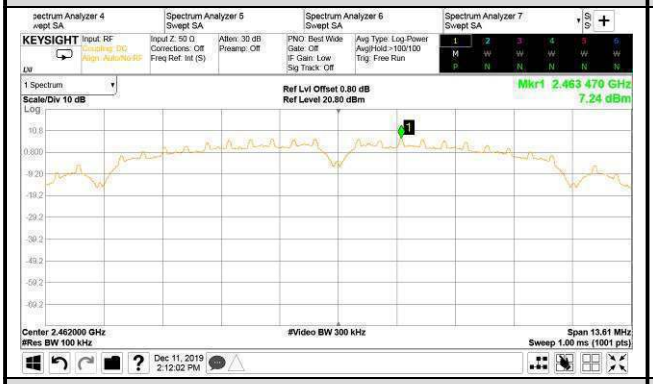

30MHz – 8GHz

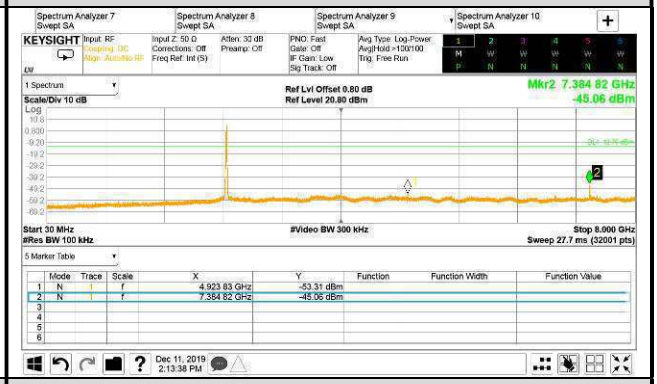

Band Edge

8GHz – 15GHz

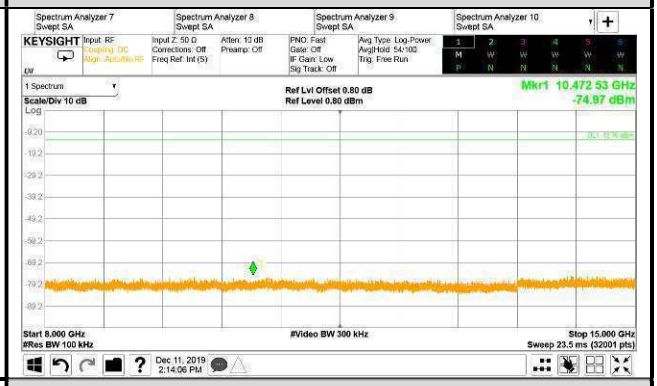

15GHz – 25GHz

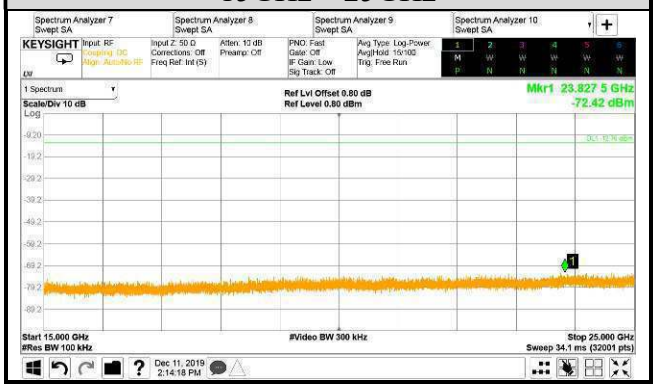

This test report may be reproduced in full only. The document may only be updated by Audix Technology Corp. personnel. Any changes will be noted in the Document History section of the report.

Audix Technology Corp.
No. 53-11, Dingfu, Linkou, Dist.,
New Taipei City244, Taiwan

Tel: +886 2 26099301
Fax: +886 2 26099303

Test Date	2019/12/11	Temp./Hum.	22℃/63%
Cable Loss	0.80dB	Test Voltage	AC 120V, 60Hz (via AC Adapter)
Mode	802.11g	Tested By	Sean Wang
Frequency	TX 2412MHz		
Simultaneous Factor10 log(n) (Note: “n” is antenna number)			0

Reference Level

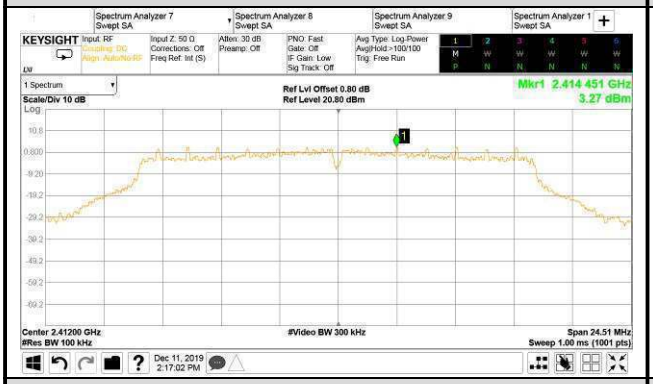

30MHz – 8GHz

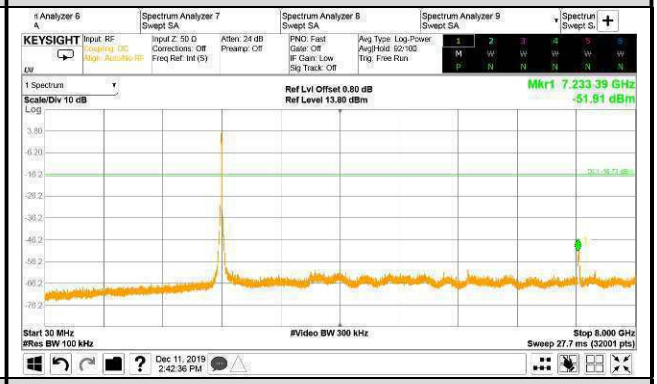

Band Edge

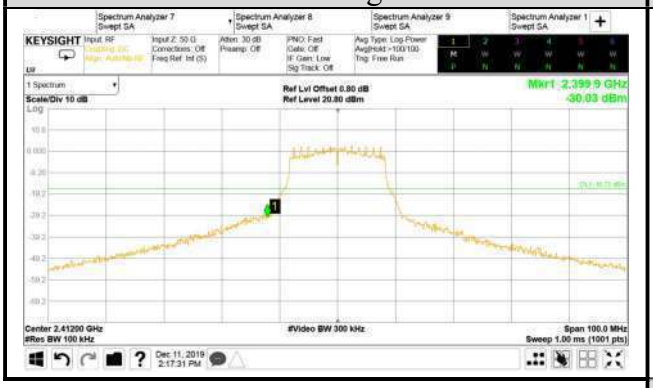

8GHz – 15GHz

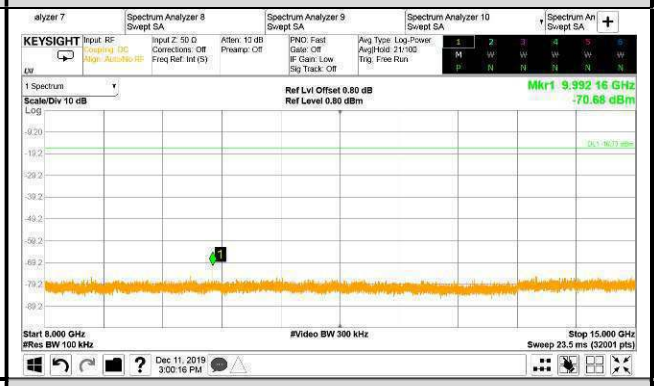

15GHz – 25GHz

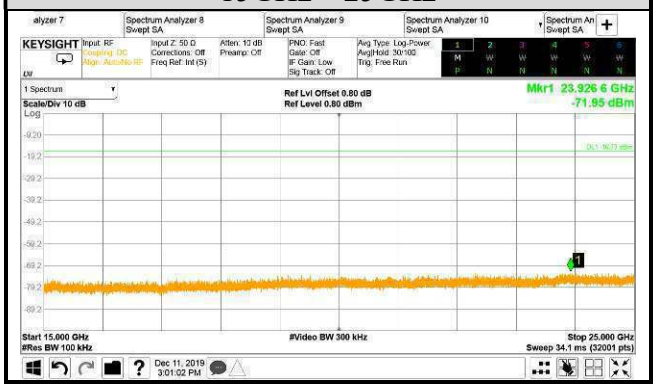

This test report may be reproduced in full only. The document may only be updated by Audix Technology Corp. personnel. Any changes will be noted in the Document History section of the report.

Audix Technology Corp.
No. 53-11, Dingfu, Linkou, Dist.,
New Taipei City244, Taiwan

Tel: +886 2 26099301
Fax: +886 2 26099303

Test Date	2019/12/11	Temp./Hum.	22℃/63%
Cable Loss	0.80dB	Test Voltage	AC 120V, 60Hz (via AC Adapter)
Mode	802.11g	Tested By	Sean Wang
Frequency	TX 2437MHz		
Simultaneous Factor10 log(n) (Note: “n” is antenna number)			0

Reference Level

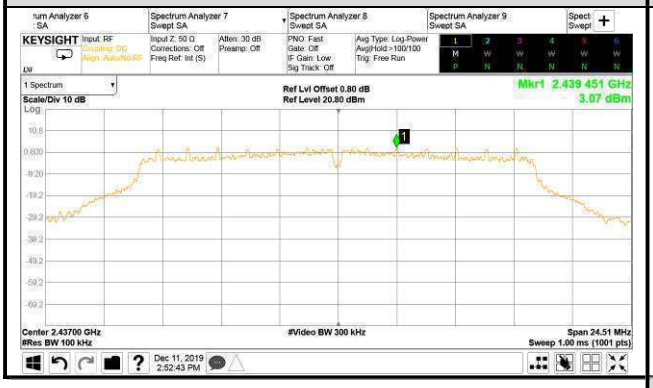

30MHz – 8GHz

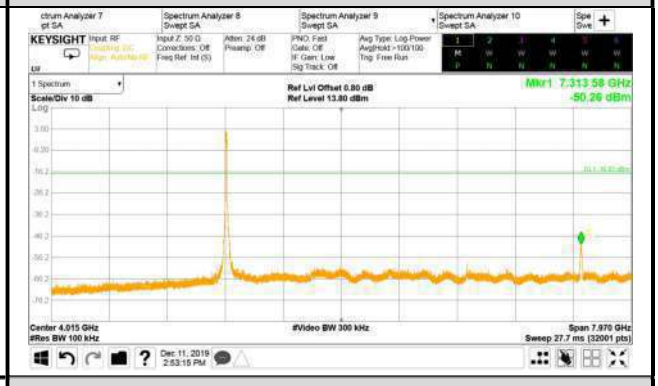

8GHz – 15GHz

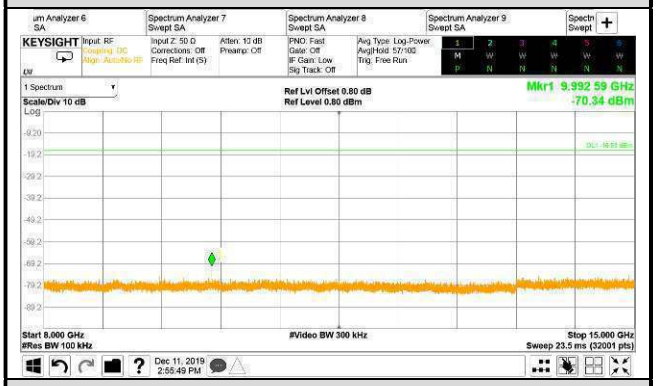

15GHz – 25GHz

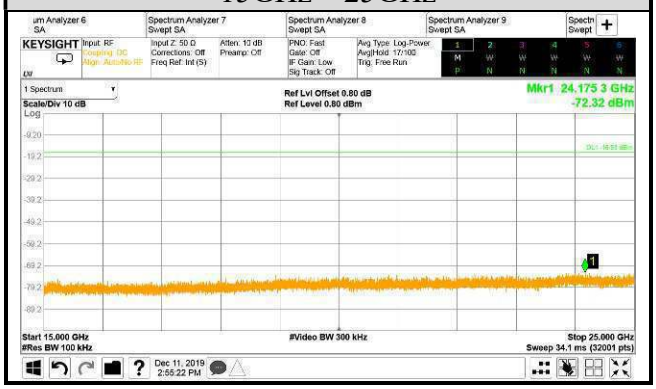

This test report may be reproduced in full only. The document may only be updated by Audix Technology Corp. personnel. Any changes will be noted in the Document History section of the report.

Audix Technology Corp.
No. 53-11, Dingfu, Linkou, Dist.,
New Taipei City244, Taiwan

Tel: +886 2 26099301
Fax: +886 2 26099303

Test Date	2019/12/11	Temp./Hum.	22℃/63%
Cable Loss	0.80dB	Test Voltage	AC 120V, 60Hz (via AC Adapter)
Mode	802.11g	Tested By	Sean Wang
Frequency	TX 2462MHz		
Simultaneous Factor10 log(n) (Note: “n” is antenna number)			0

Reference Level

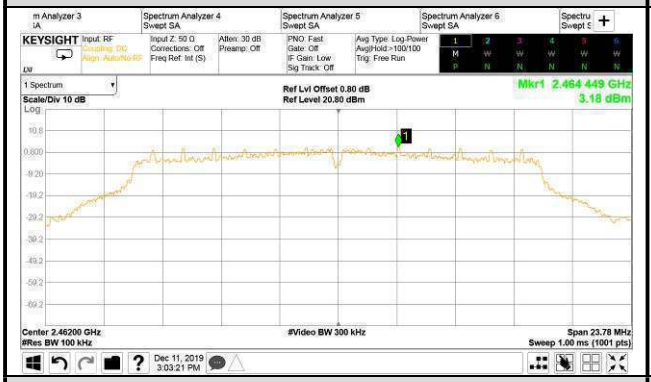

30MHz – 8GHz

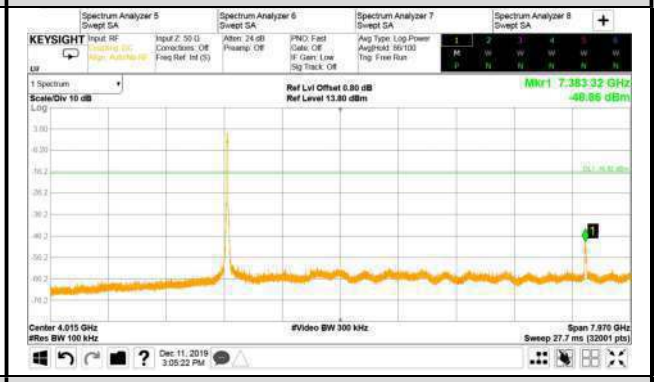

Band Edge

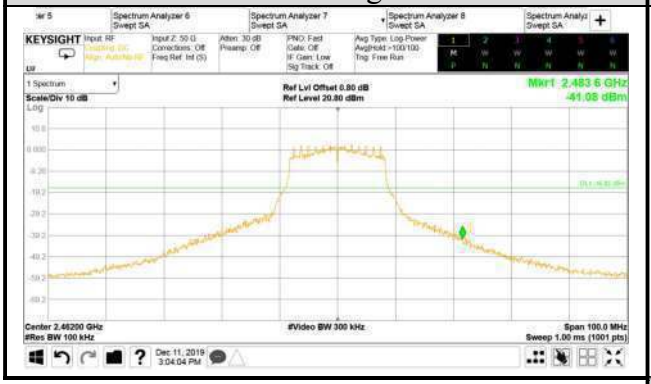

8GHz – 15GHz

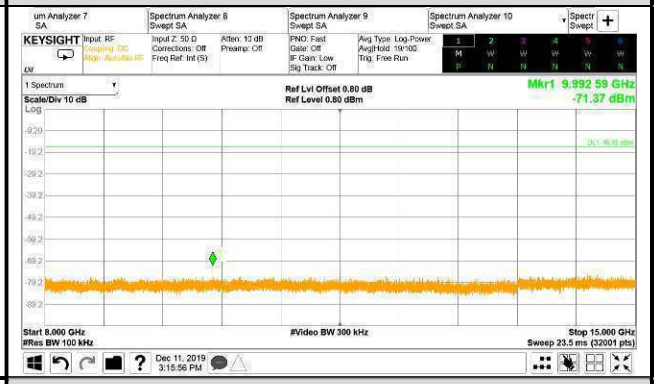

15GHz – 25GHz

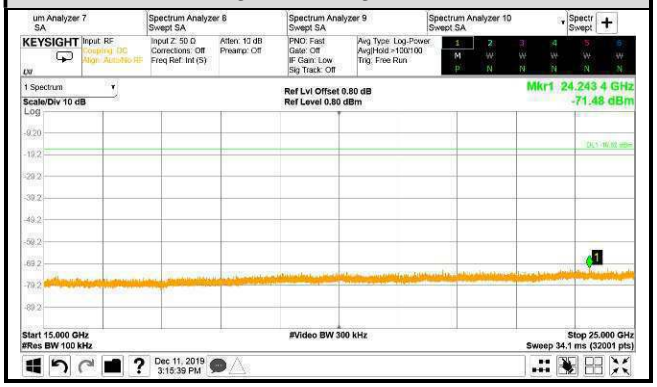

This test report may be reproduced in full only. The document may only be updated by Audix Technology Corp. personnel. Any changes will be noted in the Document History section of the report.

Audix Technology Corp.
No. 53-11, Dingfu, Linkou, Dist.,
New Taipei City244, Taiwan

Tel: +886 2 26099301
Fax: +886 2 26099303

Test Date	2019/12/11	Temp./Hum.	22℃/63%
Cable Loss	0.80dB	Test Voltage	AC 120V, 60Hz (via AC Adapter)
Mode	802.11n-HT20	Tested By	Sean Wang
Frequency	TX 2412MHz		
Simultaneous Factor10 log(n) (Note: "n" is antenna number)			0

Reference Level

30MHz – 8GHz

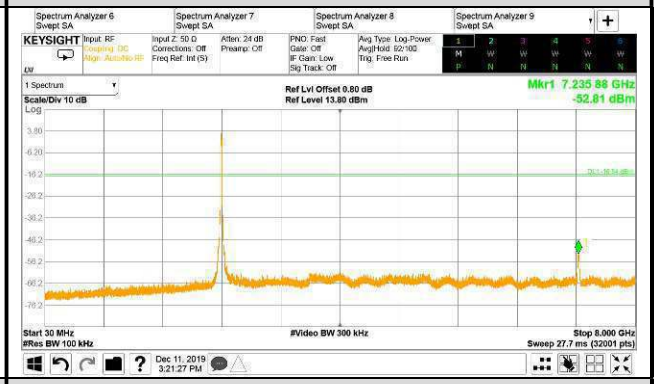

Band Edge

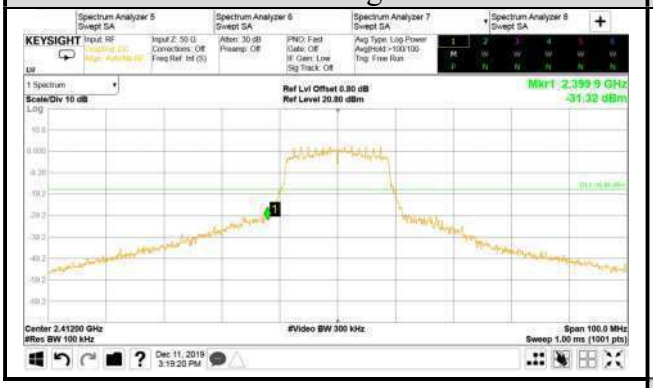

8GHz – 15GHz

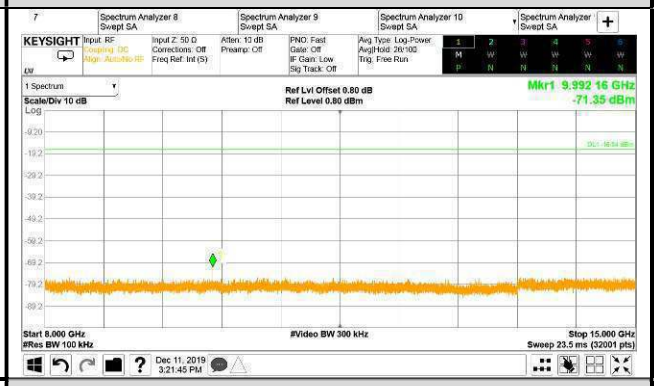

15GHz – 25GHz

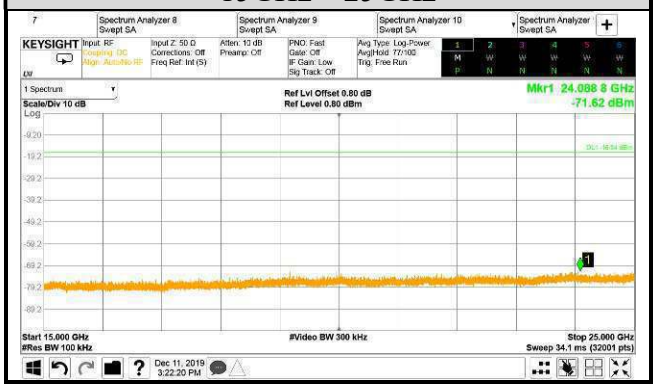

This test report may be reproduced in full only. The document may only be updated by Audix Technology Corp. personnel. Any changes will be noted in the Document History section of the report.

Audix Technology Corp.
No. 53-11, Dingfu, Linkou, Dist.,
New Taipei City244, Taiwan

Tel: +886 2 26099301
Fax: +886 2 26099303

Test Date	2019/12/11	Temp./Hum.	22℃/63%
Cable Loss	0.80dB	Test Voltage	AC 120V, 60Hz (via AC Adapter)
Mode	802.11n-HT20	Tested By	Sean Wang
Frequency	TX 2437MHz		
Simultaneous Factor10 log(n) (Note: “n” is antenna number)			0

Reference Level

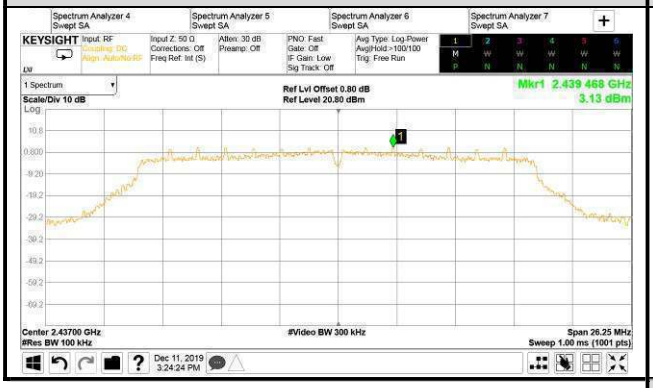

30MHz – 8GHz

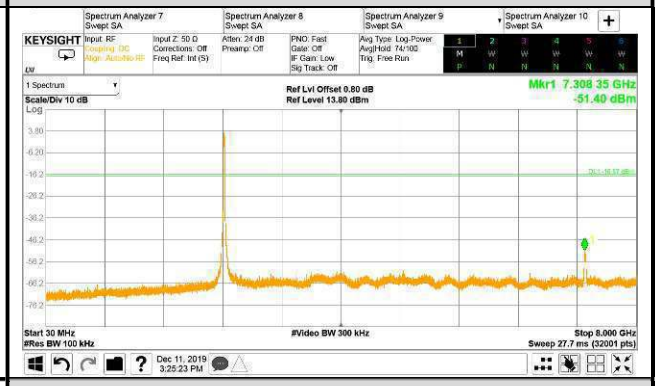

8GHz – 15GHz

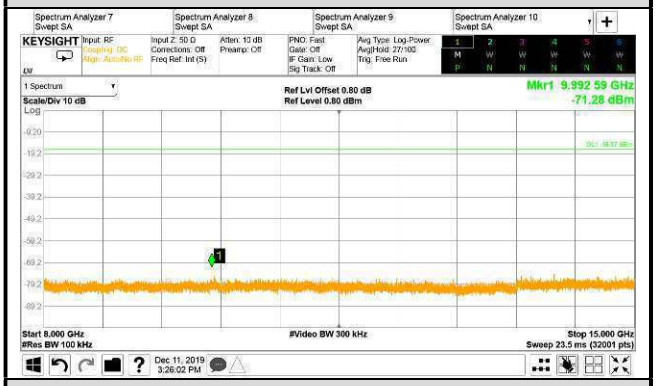

15GHz – 25GHz

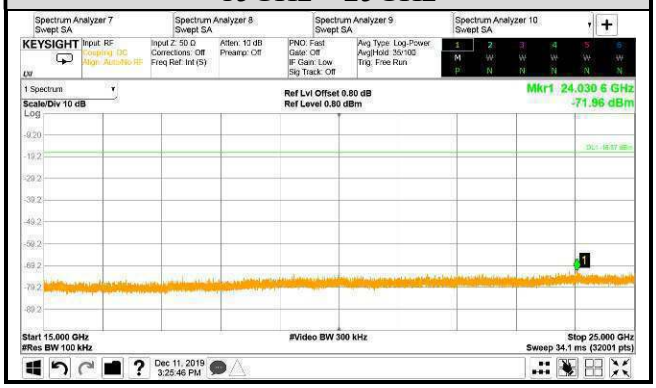

This test report may be reproduced in full only. The document may only be updated by Audix Technology Corp. personnel. Any changes will be noted in the Document History section of the report.

Audix Technology Corp.
No. 53-11, Dingfu, Linkou, Dist.,
New Taipei City244, Taiwan

Tel: +886 2 26099301
Fax: +886 2 26099303

Test Date	2019/12/11	Temp./Hum.	22℃/63%
Cable Loss	0.80dB	Test Voltage	AC 120V, 60Hz (via AC Adapter)
Mode	802.11n-HT20	Tested By	Sean Wang
Frequency	TX 2462MHz		
Simultaneous Factor10 log(n) (Note: “n” is antenna number)			0

Reference Level

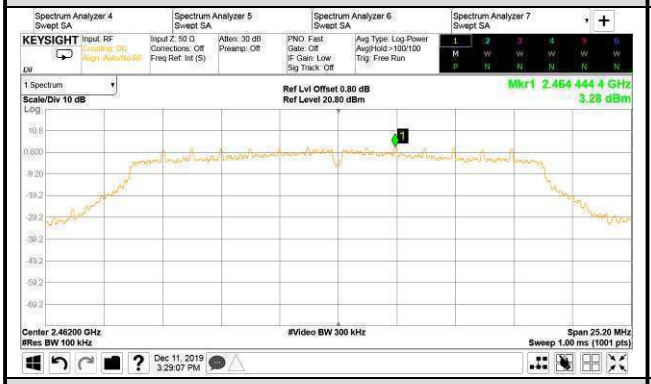

30MHz – 8GHz

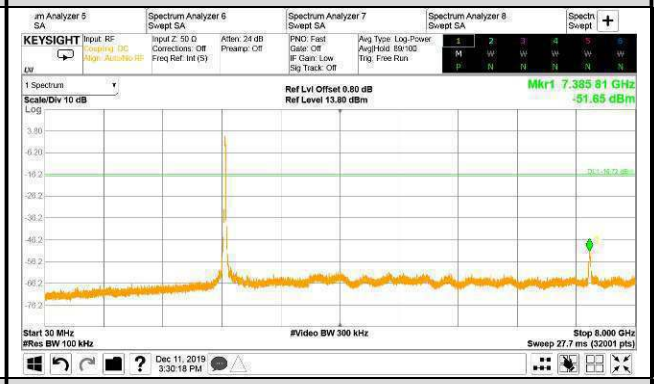

Band Edge

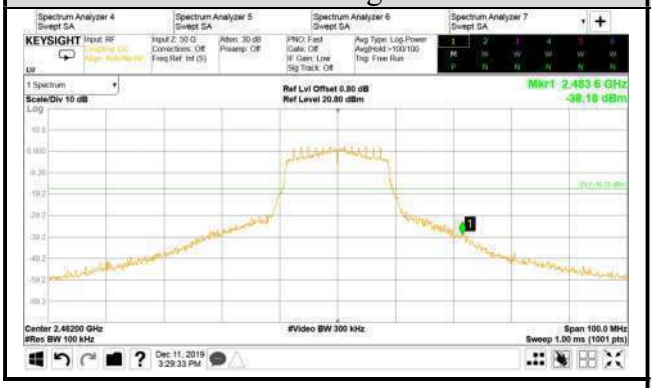

8GHz – 15GHz

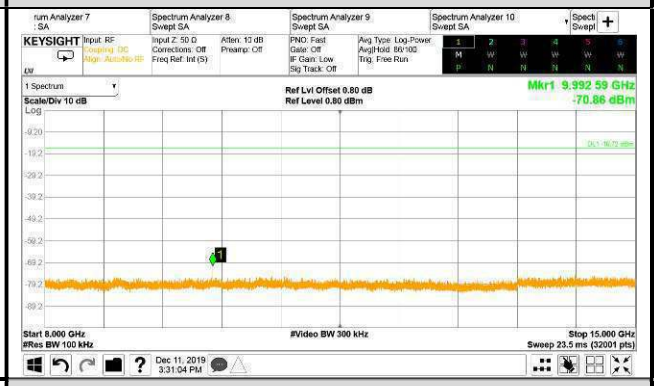

15GHz – 25GHz

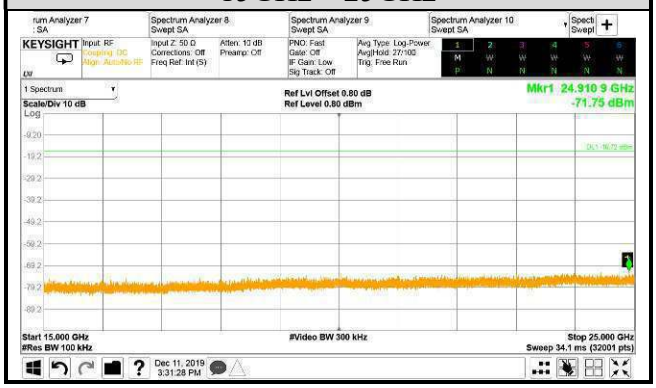

This test report may be reproduced in full only. The document may only be updated by Audix Technology Corp. personnel. Any changes will be noted in the Document History section of the report.

Audix Technology Corp.
No. 53-11, Dingfu, Linkou, Dist.,
New Taipei City244, Taiwan

Tel: +886 2 26099301
Fax: +886 2 26099303

Test Date	2019/11/28	Temp./Hum.	25℃/50%
Cable Loss	0.80dB	Test Voltage	AC 120V, 60Hz (via AC Adapter)
Mode	BLE	Tested By	Sean Wang
Frequency	TX 2402MHz		
Simultaneous Factor10 log(n) (Note: “n” is antenna number)			0

Reference Level

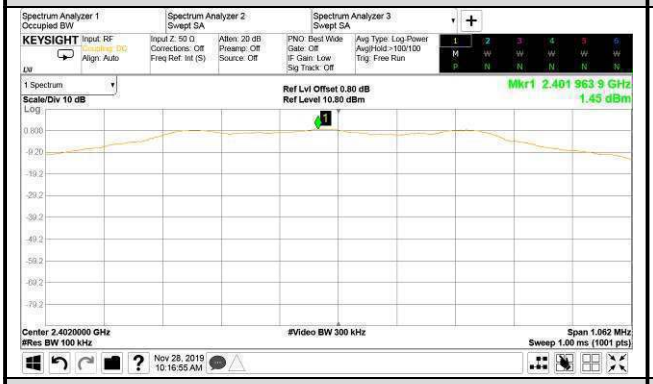

30MHz – 8GHz

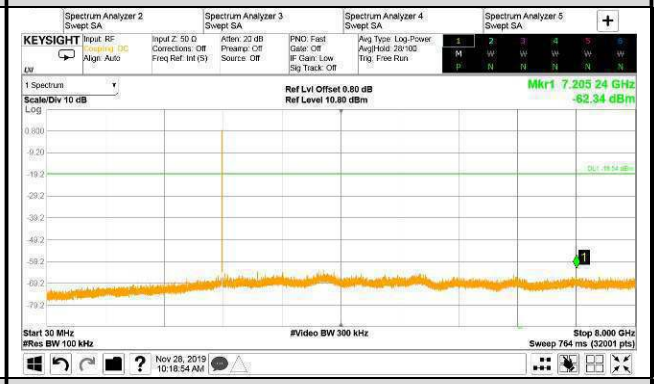

Band Edge

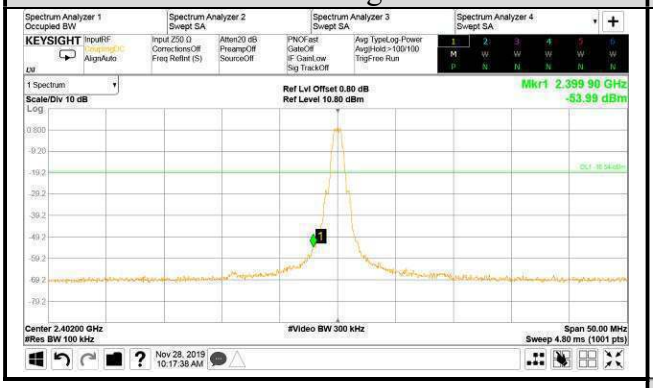

8GHz – 15GHz

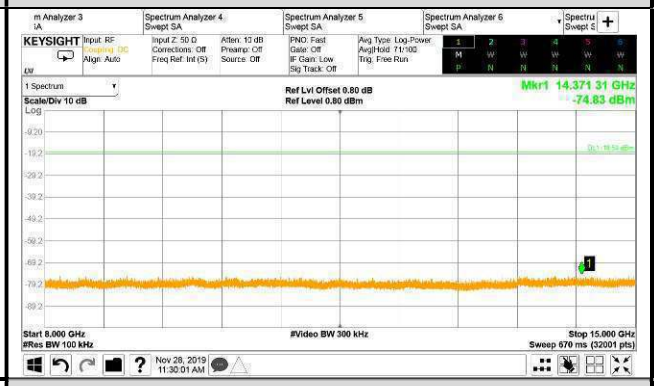

15GHz – 25GHz

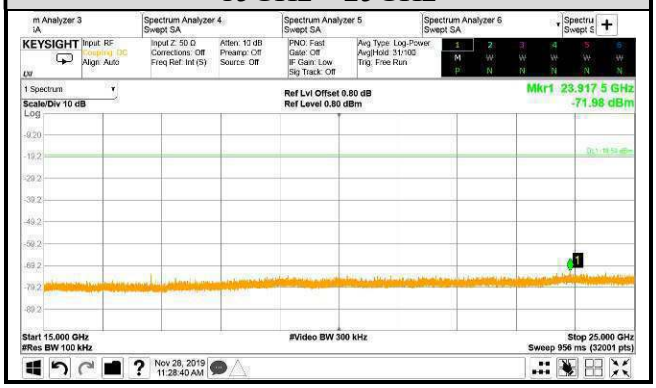

This test report may be reproduced in full only. The document may only be updated by Audix Technology Corp. personnel. Any changes will be noted in the Document History section of the report.

Audix Technology Corp.
No. 53-11, Dingfu, Linkou, Dist.,
New Taipei City244, Taiwan

Tel: +886 2 26099301
Fax: +886 2 26099303

Test Date	2019/11/28	Temp./Hum.	25℃/50%
Cable Loss	0.80dB	Test Voltage	AC 120V, 60Hz (via AC Adapter)
Mode	BLE	Tested By	Sean Wang
Frequency	TX 2440MHz		
Simultaneous Factor10 log(n) (Note: “n” is antenna number)			0

Reference Level

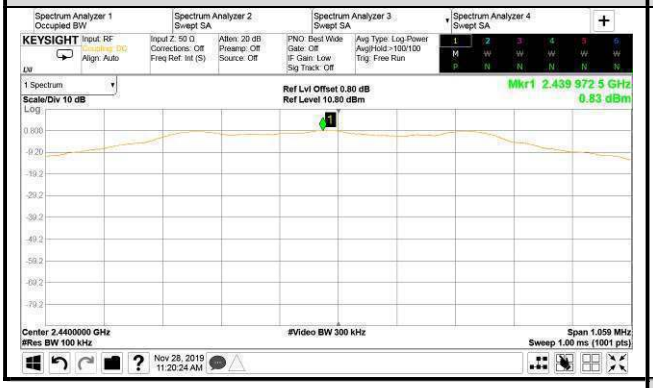

30MHz – 8GHz

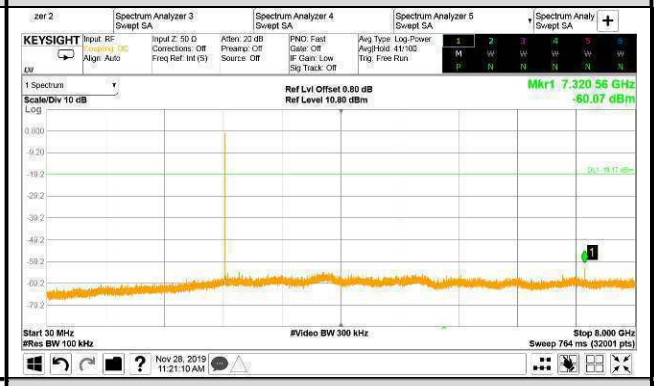

8GHz – 15GHz

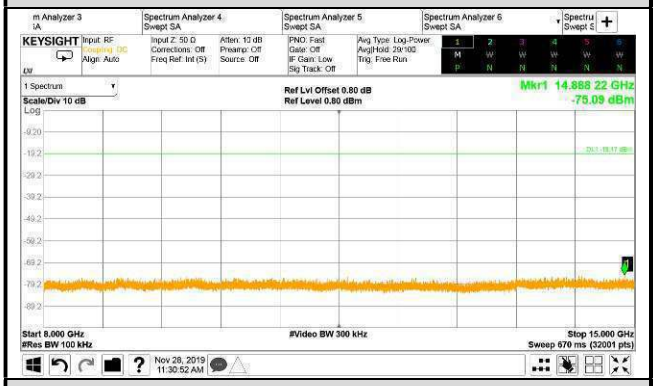

15GHz – 25GHz

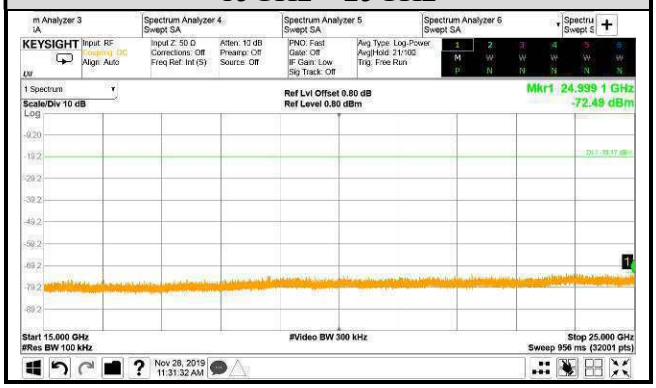

This test report may be reproduced in full only. The document may only be updated by Audix Technology Corp. personnel. Any changes will be noted in the Document History section of the report.

Audix Technology Corp.
No. 53-11, Dingfu, Linkou, Dist.,
New Taipei City244, Taiwan

Tel: +886 2 26099301
Fax: +886 2 26099303

Test Date	2019/11/28	Temp./Hum.	25℃/50%
Cable Loss	0.80dB	Test Voltage	AC 120V, 60Hz (via AC Adapter)
Mode	BLE	Tested By	Sean Wang
Frequency	TX 2480MHz		
Simultaneous Factor10 log(n) (Note: “n” is antenna number)			0

Reference Level

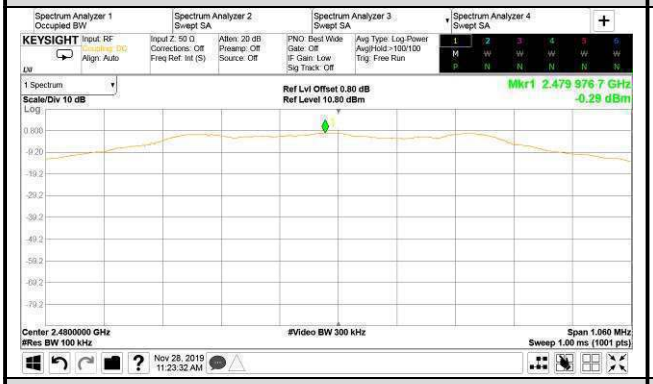

30MHz – 8GHz

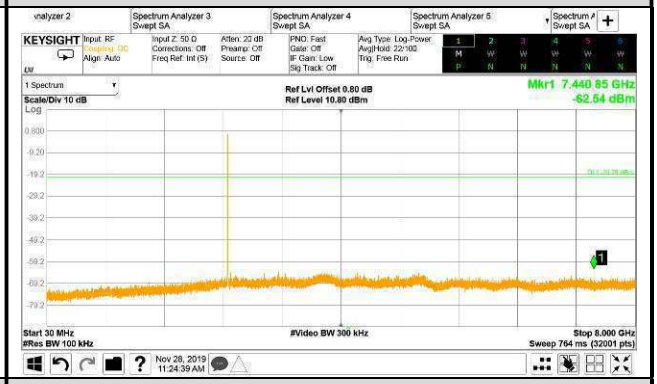

Band Edge

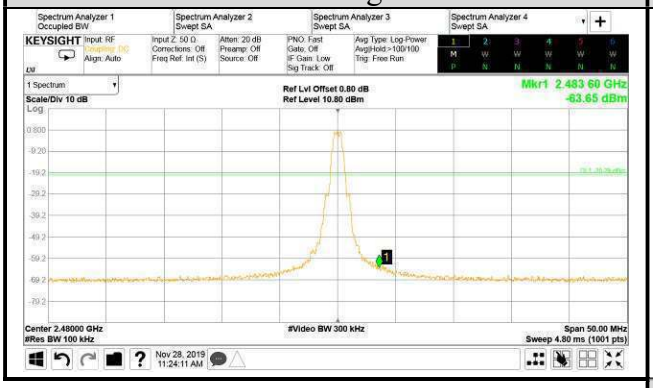

8GHz – 15GHz

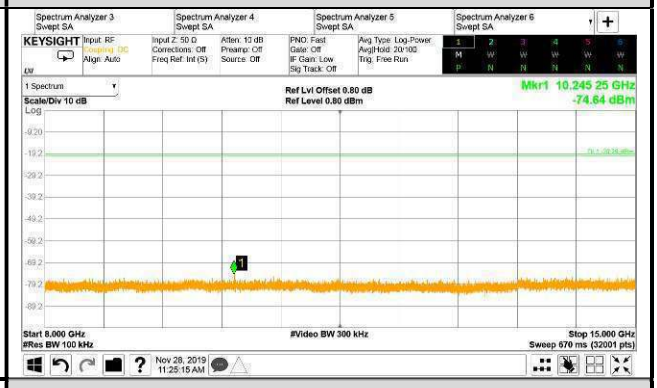

15GHz – 25GHz

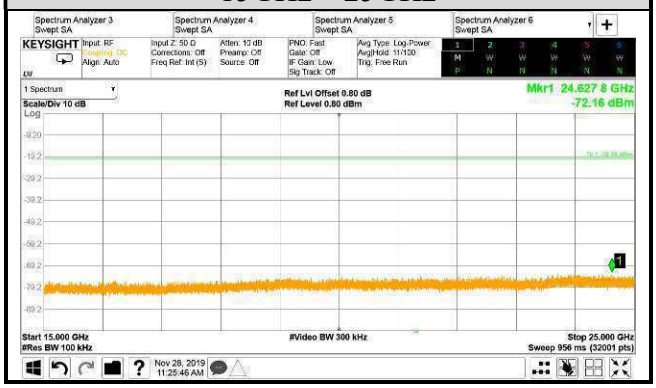

This test report may be reproduced in full only. The document may only be updated by Audix Technology Corp. personnel. Any changes will be noted in the Document History section of the report.

Audix Technology Corp.
No. 53-11, Dingfu, Linkou, Dist.,
New Taipei City244, Taiwan

Tel: +886 2 26099301
Fax: +886 2 26099303

Test Date	2019/12/10	Temp./Hum.	23℃/61%
Cable Loss	0.80dB	Test Voltage	AC 120V, 60Hz (via AC Adapter)
Mode	ZigBee	Tested By	Sean Wang
Frequency	TX 2440MHz		
Simultaneous Factor10 log(n) (Note: “n” is antenna number)			0

Reference Level

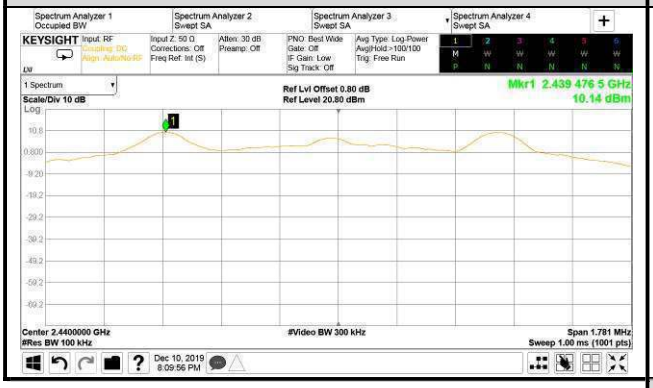

30MHz – 8GHz

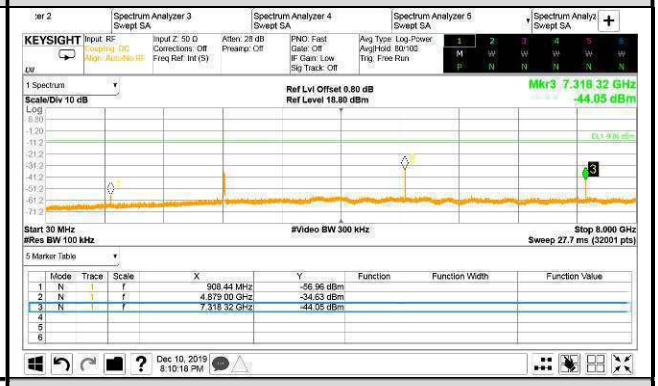

8GHz – 15GHz

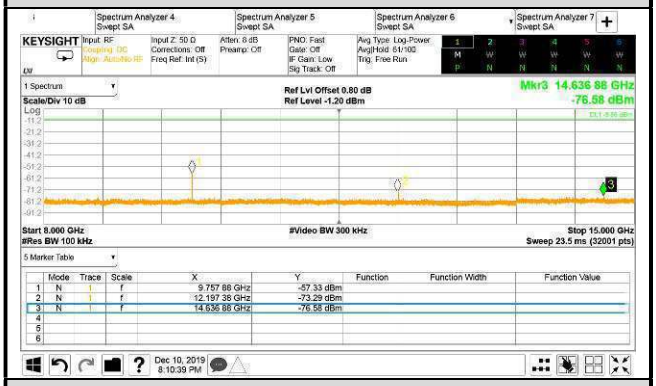

15GHz – 25GHz

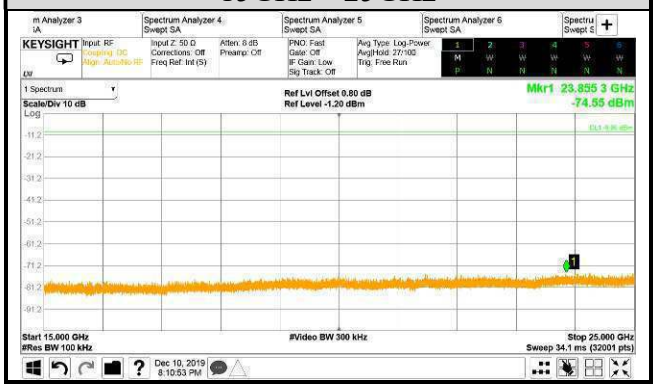

This test report may be reproduced in full only. The document may only be updated by Audix Technology Corp. personnel. Any changes will be noted in the Document History section of the report.

Audix Technology Corp.
No. 53-11, Dingfu, Linkou, Dist.,
New Taipei City244, Taiwan

Tel: +886 2 26099301
Fax: +886 2 26099303

Test Date	2019/12/26	Temp./Hum.	21℃/75%
Cable Loss	1.20dB	Test Voltage	AC 120V, 60Hz (via AC Adapter)
Mode	ZigBee	Tested By	Sean Wang
Frequency	TX 2480MHz		
Simultaneous Factor10 log(n) (Note: "n" is antenna number)			0

Reference Level

30MHz – 8GHz

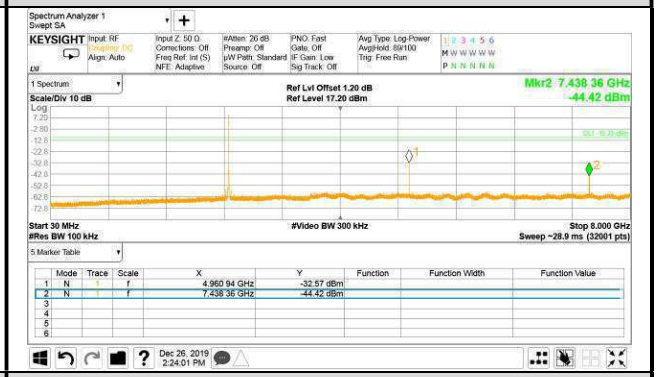

Band Edge

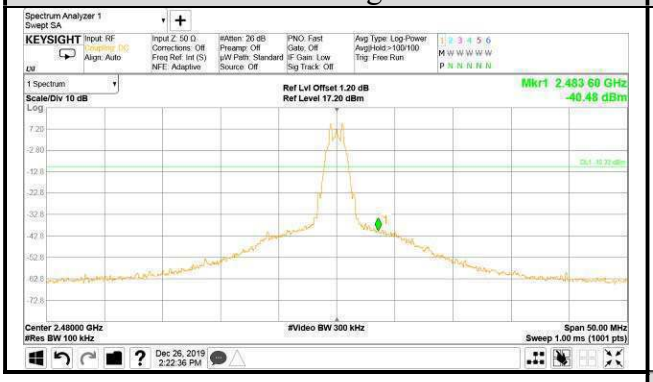

8GHz – 15GHz

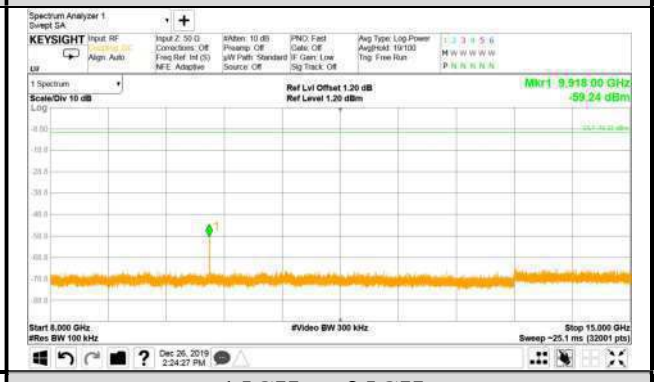

15GHz – 25GHz

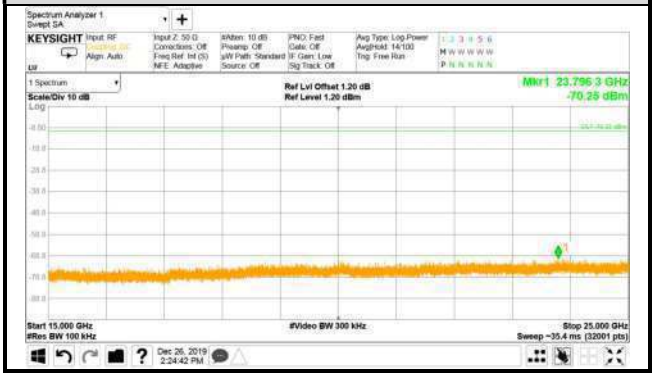

This test report may be reproduced in full only. The document may only be updated by Audix Technology Corp. personnel. Any changes will be noted in the Document History section of the report.

Audix Technology Corp.
No. 53-11, Dingfu, Linkou, Dist.,
New Taipei City244, Taiwan
Tel: +886 2 26099301
Fax: +886 2 26099303

A.6 POWER SPECTRAL DENSITY

Test Date	2019/12/19 ~ 12/27	Temp./Hum.	20-24℃/54-55%
Cable Loss	0.80dB	Tested By	Sean Wang
	1.20dB (Only for ZigBee 2480MHz)	Test Voltage	AC 120V, 60Hz (via AC Adapter)
Simultaneous Factor10 log(n) (Note: "n" is antenna number)			0

A.6.1 Power Spectral Density Result

Mode	Centre Frequency (MHz)	Power Spectral Density (dBm)	Limit
802.11b	2412	-4.02	<8 dBm/3kHz
	2437	-3.70	
	2462	-4.24	
802.11g	2412	-8.34	
	2437	-8.74	
	2462	-8.63	
802.11n-HT20	2412	-8.88	
	2437	-11.63	
	2462	-9.63	
BLE	2402	-11.16	
	2440	-12.23	
	2480	-12.68	
ZigBee	2405	5.27	
	2437	5.13	
	2480	4.50	

Note: All results have been included cable loss and Simultaneous Factor.

This test report may be reproduced in full only. The document may only be updated by Audix Technology Corp. personnel. Any changes will be noted in the Document History section of the report.

Audix Technology Corp.
No. 53-11, Dingfu, Linkou, Dist.,
New Taipei City244, Taiwan

Tel: +886 2 26099301
Fax: +886 2 26099303

A.6.2 Measurement Plots

802.11b	802.11g
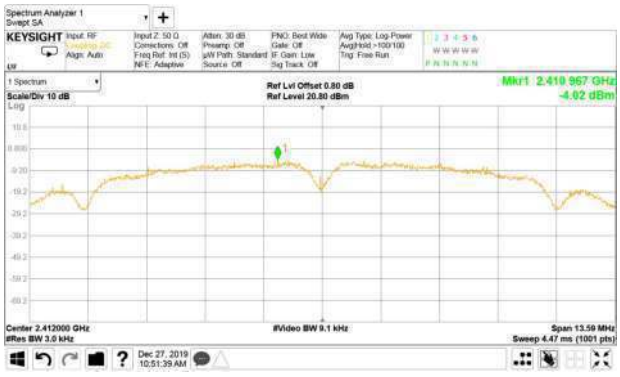	
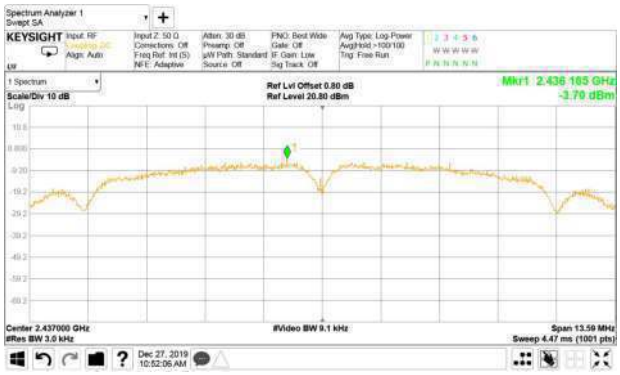	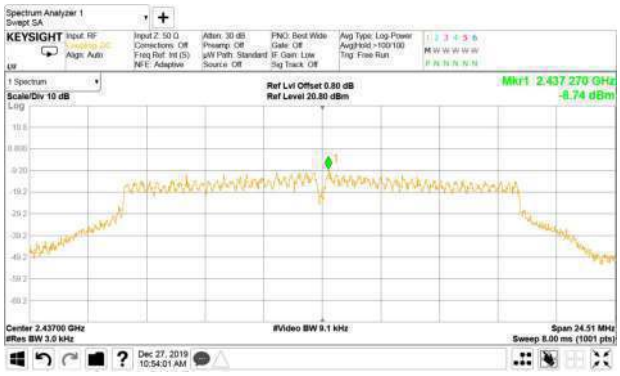
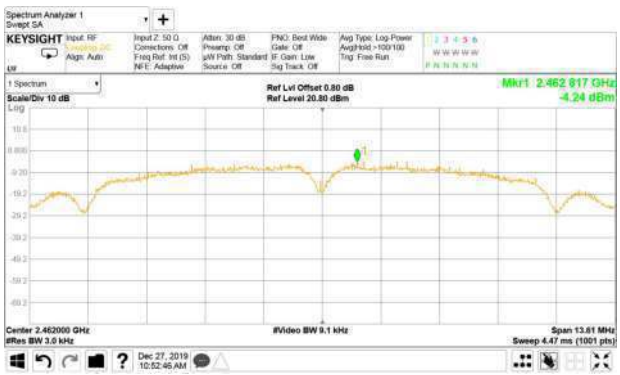	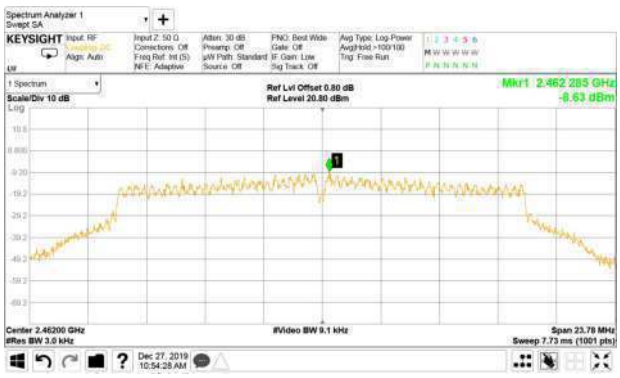

Note: All results have been included cable loss and Simultaneous Factor.

This test report may be reproduced in full only. The document may only be updated by Audix Technology Corp. personnel. Any changes will be noted in the Document History section of the report.

Audix Technology Corp.
No. 53-11, Dingfu, Linkou, Dist.,
New Taipei City244, Taiwan

Tel: +886 2 26099301
Fax: +886 2 26099303

802.11n-HT20	BLE
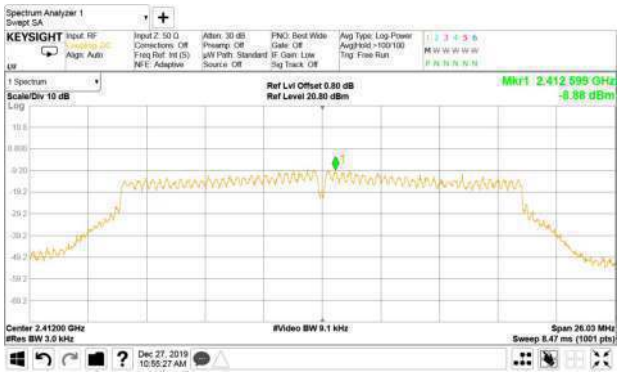	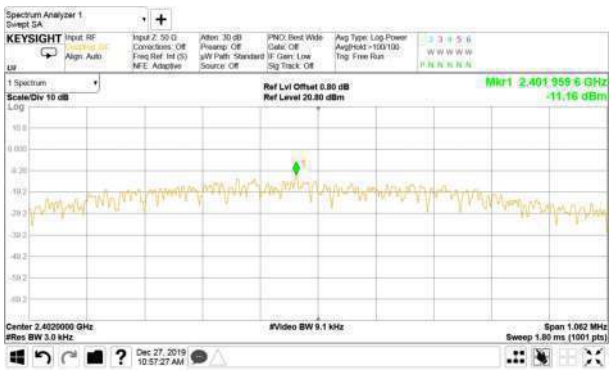
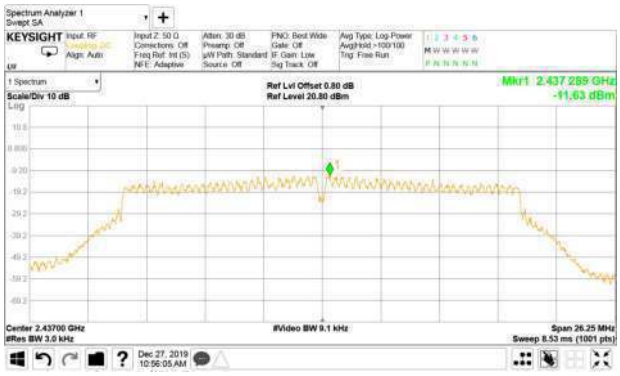	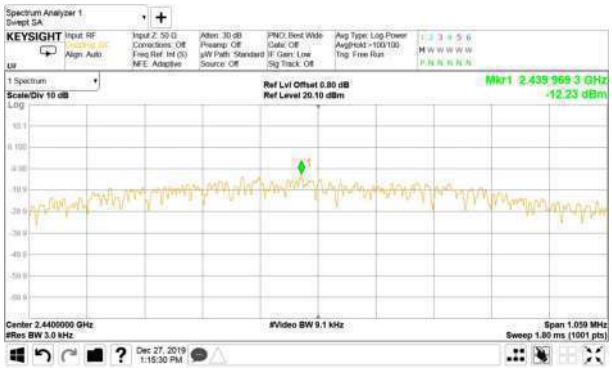
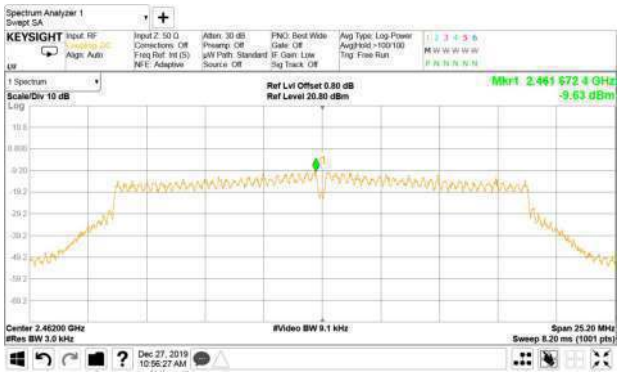	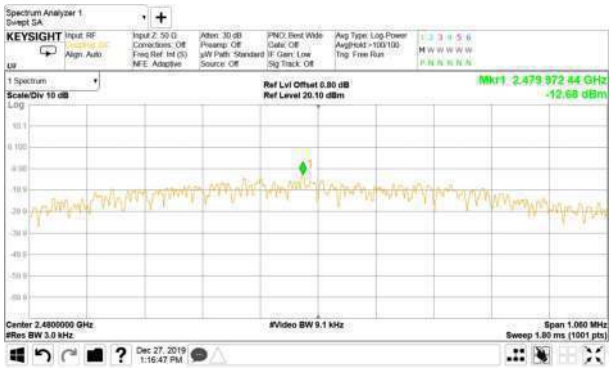

Note: All results have been included cable loss and Simultaneous Factor.

This test report may be reproduced in full only. The document may only be updated by Audix Technology Corp. personnel. Any changes will be noted in the Document History section of the report.

Audix Technology Corp.
No. 53-11, Dingfu, Linkou, Dist.,
New Taipei City244, Taiwan

Tel: +886 2 26099301
Fax: +886 2 26099303

ZigBee

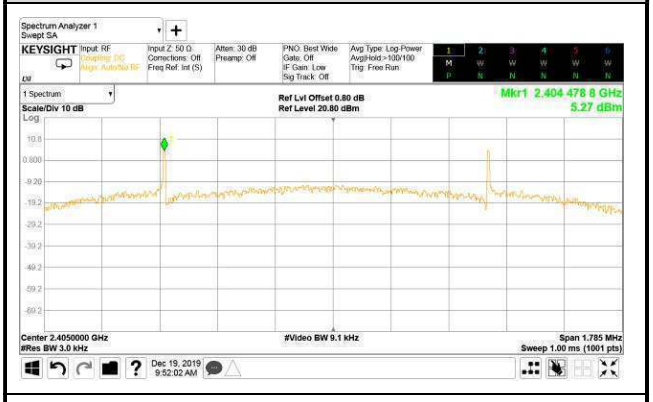

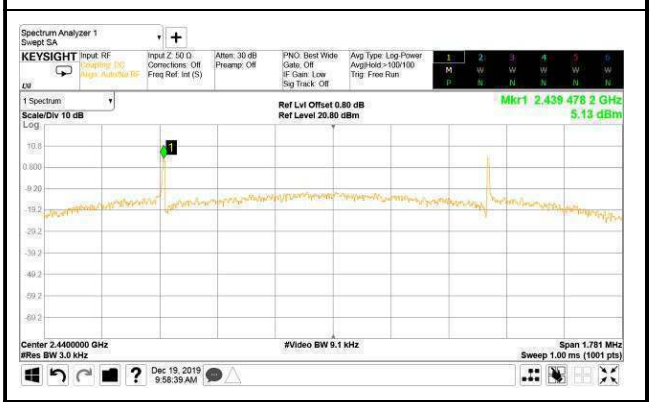

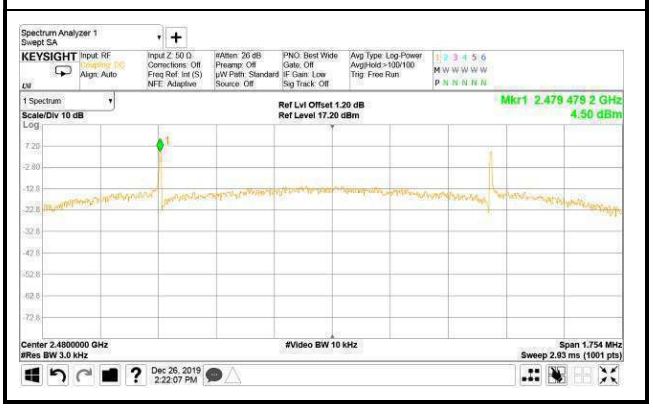

Note: All results have been included cable loss and Simultaneous Factor.

This test report may be reproduced in full only. The document may only be updated by Audix Technology Corp. personnel. Any changes will be noted in the Document History section of the report.

Audix Technology Corp.
No. 53-11, Dingfu, Linkou, Dist.,
New Taipei City244, Taiwan

Tel: +886 2 26099301
Fax: +886 2 26099303

Test Date	2019/12/10	Temp./Hum.	23℃/61%
Cable Loss	0.80dB	Test Voltage	AC 120V, 60Hz (via AC Adapter)
Mode	ZigBee	Tested By	Sean Wang
Frequency	TX 2405MHz		
Simultaneous Factor10 log(n) (Note: “n” is antenna number)			0

Reference Level

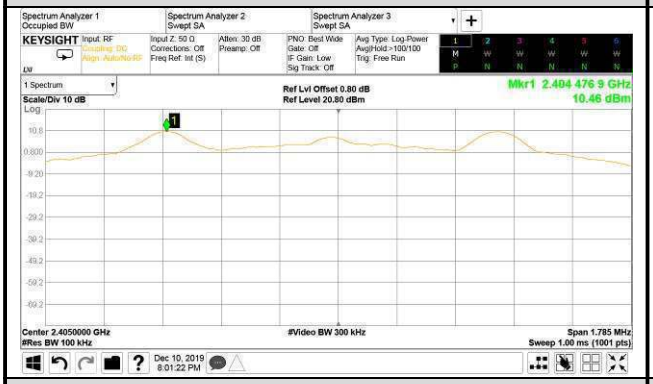

30MHz – 8GHz

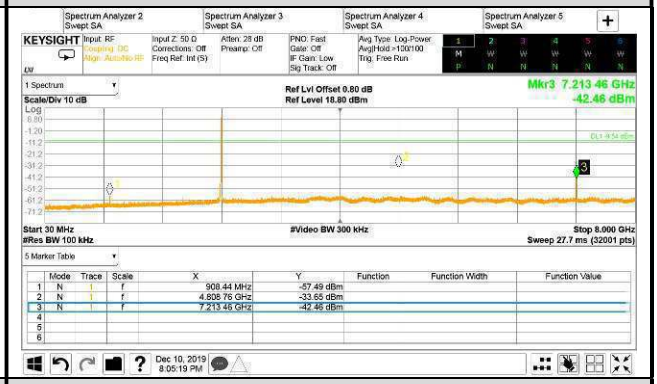

Band Edge

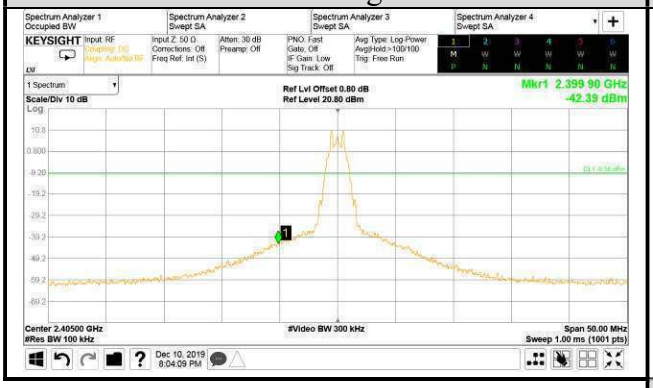

8GHz – 15GHz

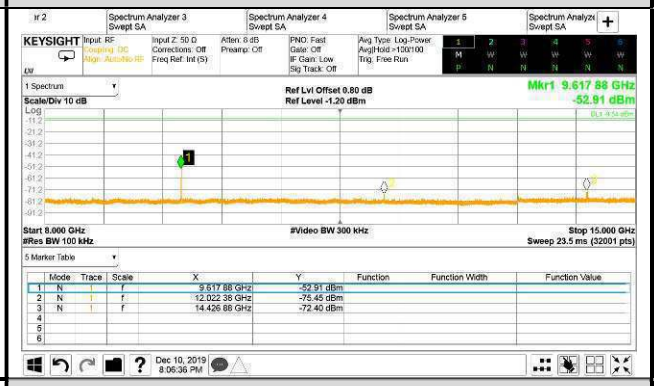

15GHz – 25GHz

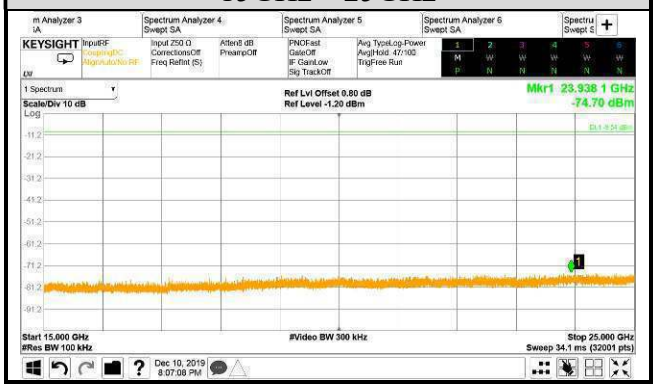

This test report may be reproduced in full only. The document may only be updated by Audix Technology Corp. personnel. Any changes will be noted in the Document History section of the report.

Audix Technology Corp.
No. 53-11, Dingfu, Linkou, Dist.,
New Taipei City244,Taiwan
Tel: +886 2 26099301
Fax: +886 2 26099303

APPDNDIX B

TEST PHOTOGRAPHS

(Model: DK-GW001-A01-C001)

This test report may be reproduced in full only. The document may only be updated by Audix Technology Corp. personnel. Any changes will be noted in the Document History section of the report.