The Ambient Light 10W Wireless Charger ESWL-02

User Guide

Thank you very much for choosing the Ambient Light 10W Wireless Charger. Please read this guide carefully before use and keep it in a safe place for future reference.

Overview

Using QI wireless charging technology, your Samsung or iPhone or other QI compatible devices can be automatically identified and quickly charged when placed on the charging pad. The Ambient Light 10W Wireless Charger comes with the following amazing features:

- Slim, compact and portable design
- Intelligent fast charging
- Circle LED ambient light, indicating charging status
- Foreign object detection (FOD) built-in
- Silicone anti-skid pads
- Huge seamless charging pad

Diagram

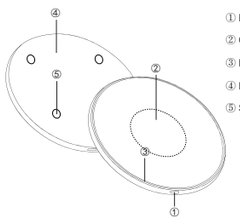

① Micro USB charging port

② Charging Zone

③ LED ambient light

④ Precision aluminum shell

⑤ Silicone anti-skid pads

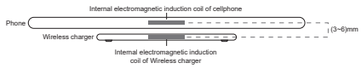

Specifications

Product Name	The Ambient Light 10W Wireless Charger
Material	Plastic + Precision aluminum alloy
Product Size	101(D)x6.5(H)mm
Net Weight	58g
Working Temperature	< 50˚C
Charging Distance	≤ 6mm
Energy Efficiency	≤ 75%
Input	DC 5V/2A , 9V/1.67A
Output	5V/1A, 7.5V/1A, 9V/1.1A (10W max)
Applicable Models	Compatibility Samsung S8/S8+/S8Plus, iPhone8/8Plus/X/11, and most other QI compatible devices
Packing List	Wireless Charger x1, Charging cable x1, User Guide x1

How to use

1. Connect the wireless charger to a 5V or 9V USB power. The circle LED ambient light turns green, and it will turn off after 20 seconds when it is not charging.

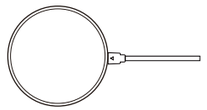

2. Put your smart device is on the charging pad, and the circle LED ambient light will turn to blue breathing light while charging and will turn off after the device is fully charged.

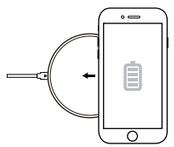

3. When a key or any other metal object is placed on the charging pad, it will be detected, and the circle blue light and green light will blink indicating "foreign object detected". It is a very safe wireless charger!

Note: All devices to be charged must meet Qi standard

Caution

1.Do not press hard on the charging pad.
2.Do not disassemble or reassemble charger.
3.Do not put the charger close to the fire, into the fire or water.
4.Do not use the charger in the high temperature, high humidity, or corrosion environment.
5.Do not place the charger close to a magnetic card, or any other magnetic resource.
6.Do not put the iron object on the charging pad.
7.Keep the charger away (20cm or farther) from the implanted medical device (for example, pacemakers, implants).
8.Keep the charger away from water or other liquids.
9.Disconnect the charger from the power before cleaning your charger.
10.Do not use the charger as a toy for children.
11. Use the charger at a temperature between 0 ~ 50˚C.

This wireless charger uses electromagnetic induction to charge your device. Don't place any metal or magnetic object between your phone and the charger that can cause severe overheating to damage your charger and device. It is highly recommended to remove your phone case before charging.

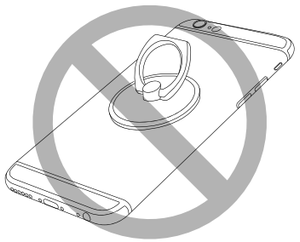

FCC Statement

Changes or modifications not expressly approved by the party responsible for compliance could void the user's authority to operate the equipment.

This equipment has been tested and found to comply with the limits for a Class B digital device, pursuant to Part 15 of the FCC Rules. These limits are designed to provide reasonable protection against harmful interference in a residential installation. This equipment generates uses and can radiate radio frequency energy and, if not installed and used in accordance with the instructions, may cause harmful interference to radio communications. However, there is no guarantee that interference will not occur in a particular installation. If this equipment does cause harmful interference to radio or television reception, which can be determined by turning the equipment off and on, the user is encouraged to try to correct the interference by one or more of the following measures:

-- Reorient or relocate the receiving antenna.

-- Increase the separation between the equipment and receiver.

-- Connect the equipment into an outlet on a circuit different from that to which the receiver is connected.

-- Consult the dealer or an experienced radio/TV technician for help

This device complies with part 15 of the FCC rules. Operation is subject to the following two conditions (1)this device may not cause harmful interference, and (2) this device must accept any interference received, including interference that may cause undesired operation.

The distance between user and products should be no less than 20cm.