15W Wireless Charger

（Operating Instruction）

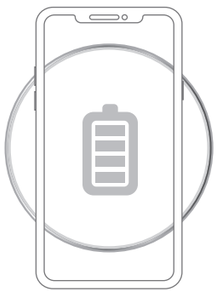

Thank you very much for using this product. Please read this manual carefully before use to avoid product damage caused by improper operation.

Brief Introduction

Using Qi wireless charging technology, your Samsung or iPhone or other Qi compatible devices can be automatically identified and quickly charged when placed on the charging pad. The 15W Wireless Fast Charger comes with the following amazing features:

- Slim, compact and portable design
- Intelligent 15W Max Fast charging
- Unique Circle LED indicator light, showing charging status
- Foreign object detection(FOD) built-in
- Silicone anti-skid pads

Product Appearance

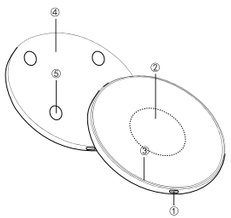

① Type-C charging port

② Charging Zone

③ LED Indicator light

④ Aluminum shell

⑤ Silicone anti-skid pad

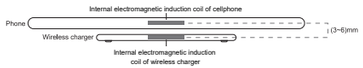

Production Specification

Product Name	Wireless Charger
Material	Plastic + Aluminum alloy
Product Size	100(D)x6.5(H)mm
Bare Weight	58g
Working Temperature	< 50˚C
Charging Distance	≤ 6mm
Transfer Efficiency	≤83%
Input	5V/2A,9V/2A,12V/2A (Pls kindly use QC2.0/QC3.0/PD charger)
Output	5W/7.5W/10W/15W(Max)
Applicable Models	Compatible with Samsung Galaxy S:22/22 +/22 Ultra/21/21 5G/21+5G,IPhone 13 Mini /13/13 Pro/13 Pro Max/12/12 pro and most other QI compatible devices
Product List	Wireless Charger x1、 Charging Cable x1、Instruction x1

Operation Instruction

1. Connect the wireless charger to the power. The circle LED Indicator light turns blue and red, and it will turn off after 3 seconds when it is not charging.

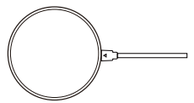

2. When you put smart device on the charging pad, the circle LED Indicator light will turn to blue breathing light while working and will turn to blue light after the device is full charged.

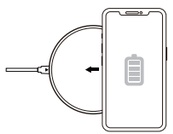

3. When a key or any other metal object is placed on the charging pad,it will be detected and the circle LED Indicator light will turn to red flashing light to remind you “foreign object detected”. It is a very safe wireless charger!

Note: All devices to be charged must meet QI standard

Caution

1.Do not press hard or crash the product.
2.Do not disassemble or reassemble it.
3.Do not put the charger close to the fire, into the fire or water.
4.Do not use the charger in the high temperature, high humidity or corrosion environment.
5.Do not place the charger close to a magnetic card or any other magnetic resource.
6.Do not put the iron object on the charging pad.
7.Keep the charger away (20cm or farther) from the implanted medical device (for example,pacemakers,implants).
8.Keep the charger away from water or other liquids.
9.Disconnect the charger from the power before cleaning your charger.
10.Do not use the charger as a toy for children.
11.Use the charger at a temperature between 0 ~ 50°C.

This wireless charger uses electromagnetic induction to charge your device. Don’t place any metal or magnetic object between your phone and charger that can cause severe overheating or damage your charger and devices. It is highly recommended to remove your phone case before charging.

FCC Statement

Changes or modifications not expressly approved by the party responsible for compliance could void the user's authority to operate the equipment.This equipment has been tested and found to comply with the limits for a Class B digital device, pursuant to Part 15 of the FCC Rules. These limits are designed to provide reasonable protection against harmful interference in a residential installation. This equipment generates uses and can radiate radio frequency energy and, if not installed and used in accordance with the instructions, may cause harmful interference to radio communications. However, there is no guarantee that interference will not occur in a particular installation. If this equipment does cause harmful interference to radio or television reception, which can be determined by turning the equipment off and on, the user is encouraged to try to correct the interference by one or more of the following measures:

- Reorient or relocate the receiving antenna.
- Increase the separation between the equipment and receiver.
- Connect the equipment into an outlet on a circuit different from that to which the receiver is connected.
- Consult the dealer or an experienced radio/TV technician for help

This device complies with part 15 of the FCC rules. Operation is subject to the following two conditions (1)this device may not cause harmful interference, and (2) this device must accept any interference received, including interference that may cause undesired operation.