Appendix Test Data

Report No.:	182512C400312101	Test Sample No.:	1-2-2
Start Test Date:	2024.7.9	Finish Test Date:	2024.7.9
Test Engineer:	Joker Huang	Auditor:	Justin Feng
Temperature:	24.6°C	Relative Humidity:	58 %
Pressure:	101kPa		

Appendix A: 20dB Bandwidth

Test Result

TestMode	Antenna	Frequency[MHz]	20db EBW[MHz]	FL[MHz]	FH[MHz]	Limit[MHz]	Verdict
DH5	Ant1	2402	0.813	2401.595	2402.408	---	---
DH5	Ant1	2441	0.816	2440.589	2441.405	---	---
DH5	Ant1	2480	0.849	2479.559	2480.408	---	---
2DH5	Ant1	2402	1.281	2401.361	2402.642	---	---
2DH5	Ant1	2441	1.275	2440.364	2441.639	---	---
2DH5	Ant1	2480	1.290	2479.355	2480.645	---	---
3DH5	Ant1	2402	1.284	2401.349	2402.633	---	---
3DH5	Ant1	2441	1.296	2440.346	2441.642	---	---
3DH5	Ant1	2480	1.272	2479.352	2480.624	---	---

Test Graphs

DH5-Ant1-2402

DH5-Ant1-2441

DH5-Ant1-2480

2DH5-Ant1-2402

2DH5-Ant1-2441

2DH5-Ant1-2480

3DH5-Ant1-2402

3DH5-Ant1-2441

3DH5-Ant1-2480

Appendix B: 99% Occupied Bandwidth

Test Result

TestMode	Antenna	Frequency[MHz]	OCB [MHz]	FL[MHz]	FH[MHz]	Limit[MHz]	Verdict
DH5	Ant1	2402	0.75484	2401.6207	2402.3755	---	---
DH5	Ant1	2441	0.76098	2440.6160	2441.3770	---	---
DH5	Ant1	2480	0.74986	2479.6219	2480.3717	---	---
2DH5	Ant1	2402	1.1631	2401.4083	2402.5714	---	---
2DH5	Ant1	2441	1.1532	2440.4148	2441.5680	---	---
2DH5	Ant1	2480	1.1676	2479.4077	2480.5753	---	---
3DH5	Ant1	2402	1.1783	2401.4033	2402.5816	---	---
3DH5	Ant1	2441	1.1700	2440.4132	2441.5832	---	---
3DH5	Ant1	2480	1.1790	2479.4070	2480.5860	---	---

Test Graphs

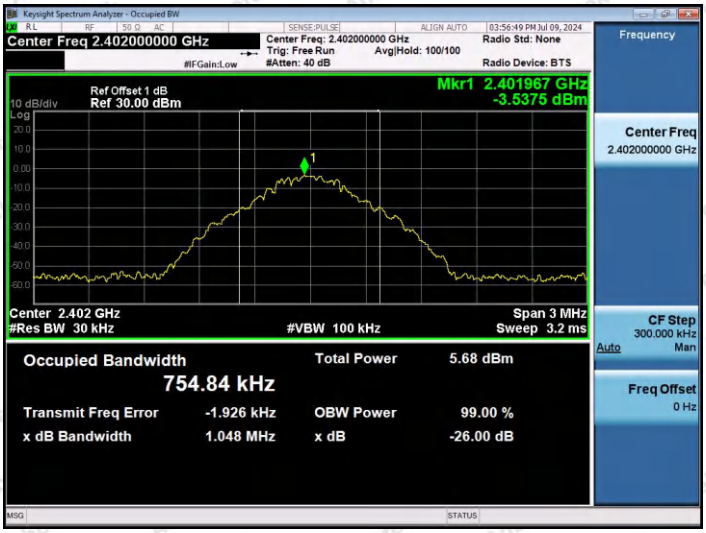

DH5-Ant1-2402

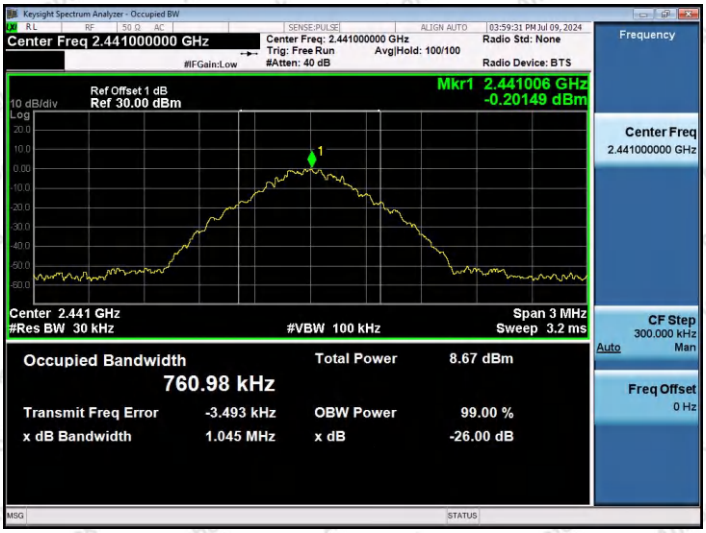

DH5-Ant1-2441

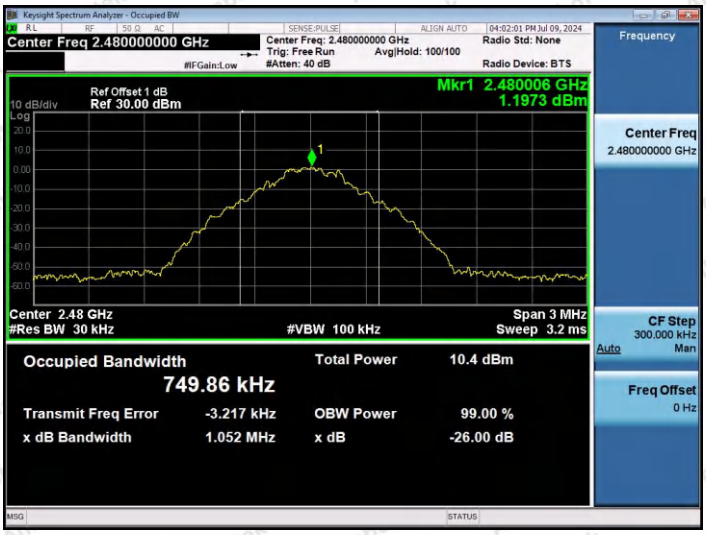

DH5-Ant1-2480

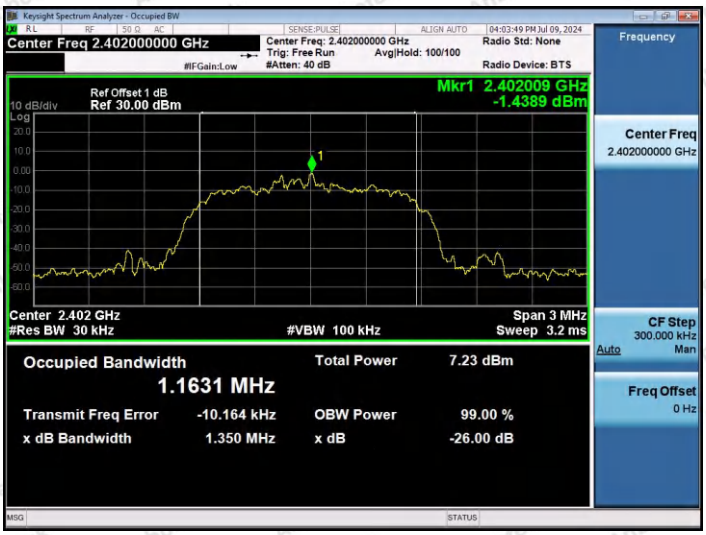

2DH5-Ant1-2402

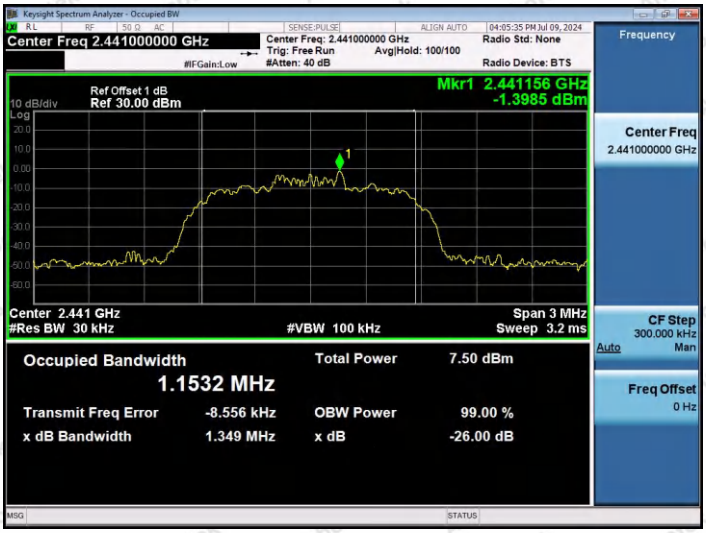

2DH5-Ant1-2441

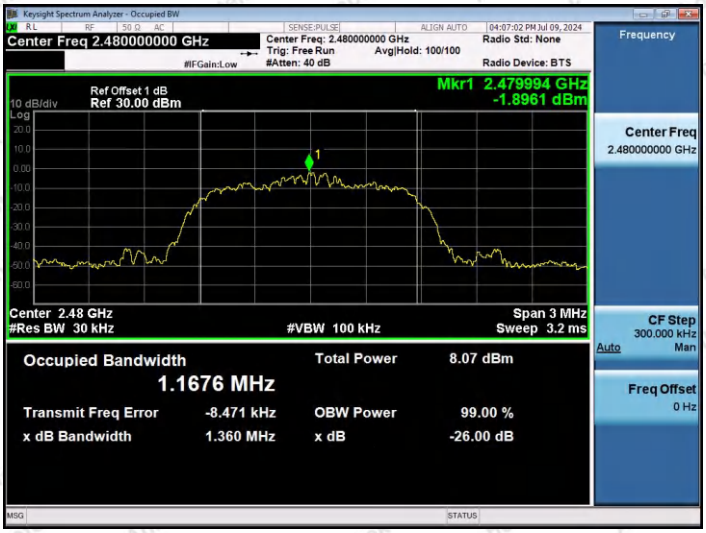

2DH5-Ant1-2480

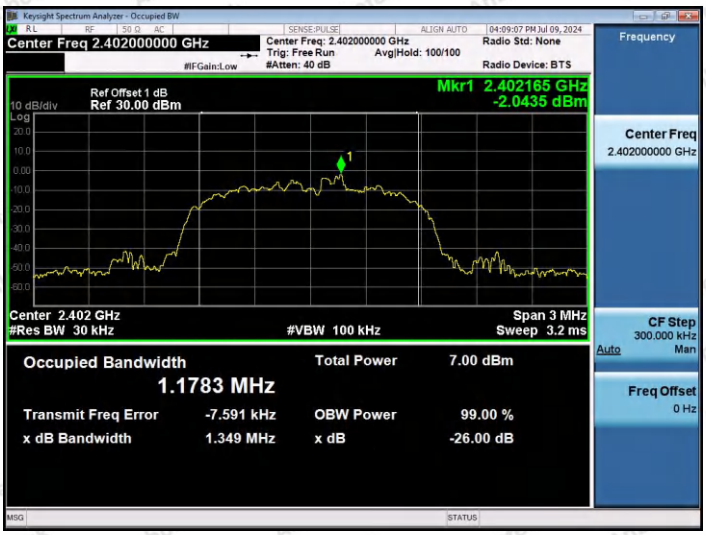

3DH5-Ant1-2402

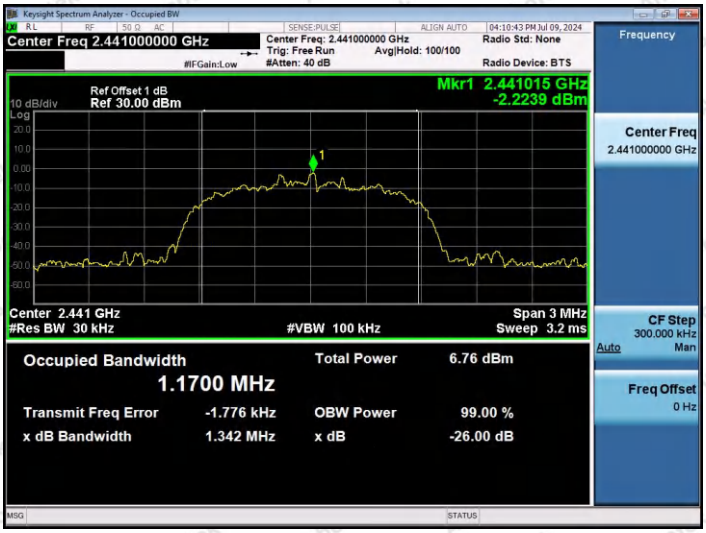

3DH5-Ant1-2441

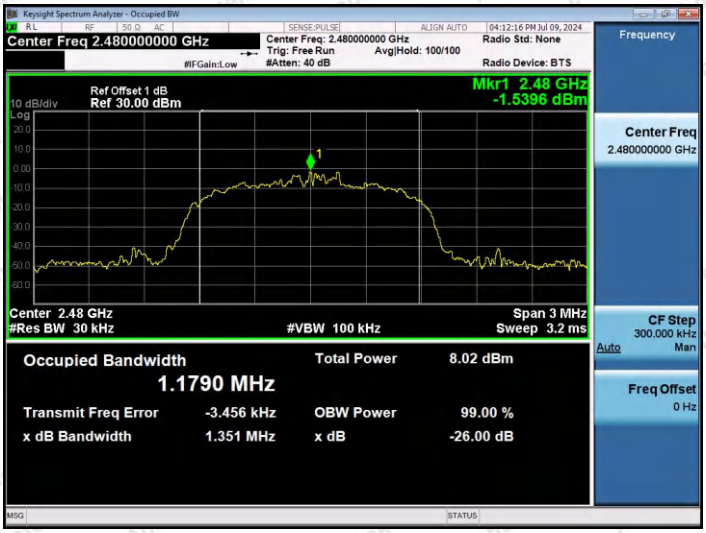

3DH5-Ant1-2480

Appendix C: Maximum Conducted Output Power

Test Result Peak

Test Mode	Antenna	Frequency[MHz]	Conducted Peak Power[dBm]	Conducted Limit[dBm]	Verdict
DH5	Ant1	2402	3.34	≤20.97	PASS
DH5	Ant1	2441	2.48	≤20.97	PASS
DH5	Ant1	2480	3.91	≤20.97	PASS
2DH5	Ant1	2402	2.45	≤20.97	PASS
2DH5	Ant1	2441	1.76	≤20.97	PASS
2DH5	Ant1	2480	3.19	≤20.97	PASS
3DH5	Ant1	2402	2.59	≤20.97	PASS
3DH5	Ant1	2441	1.93	≤20.97	PASS
3DH5	Ant1	2480	3.32	≤20.97	PASS

Test Graphs

DH5-Ant1-2402-PASS

DH5-Ant1-2441-PASS

DH5-Ant1-2480-PASS

2DH5-Ant1-2402-PASS

2DH5-Ant1-2441-PASS

2DH5-Ant1-2480-PASS

3DH5-Ant1-2402-PASS

3DH5-Ant1-2441-PASS

3DH5-Ant1-2480-PASS

Appendix D: Carrier frequency separation

Test Result

TestMode	Antenna	Frequency[MHz]	Result[MHz]	Limit[MHz]	Verdict
DH5	Ant1	Hop	0.992	≥0.566	PASS
2DH5	Ant1	Hop	1.016	≥0.860	PASS
3DH5	Ant1	Hop	1.012	≥0.864	PASS

Test Graphs

DH5-Ant1-Hop-PASS

2DH5-Ant1-Hop-PASS

3DH5-Ant1-Hop-PASS

Appendix E: Dwell Time

Test Result

TestMode	Antenna	Frequency[MHz]	BurstWidth [ms]	TotalHops [Num]	Result[s]	Limit[s]	Verdict
DH1	Ant1	Hop	0.374	313	0.117	≤0.4	PASS
DH3	Ant1	Hop	1.629	159	0.259	≤0.4	PASS
DH5	Ant1	Hop	2.878	112	0.322	≤0.4	PASS
2DH1	Ant1	Hop	0.383	313	0.120	≤0.4	PASS
2DH3	Ant1	Hop	1.634	158	0.258	≤0.4	PASS
2DH5	Ant1	Hop	2.882	115	0.331	≤0.4	PASS
3DH1	Ant1	Hop	0.410	315	0.130	≤0.4	PASS
3DH3	Ant1	Hop	1.633	158	0.258	≤0.4	PASS
3DH5	Ant1	Hop	2.884	110	0.317	≤0.4	PASS

Test Graphs

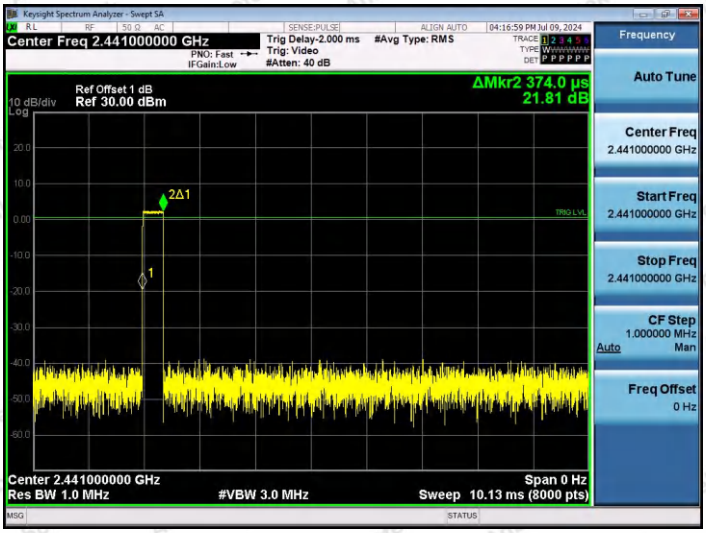

DH1-Ant1-Hop-PASS

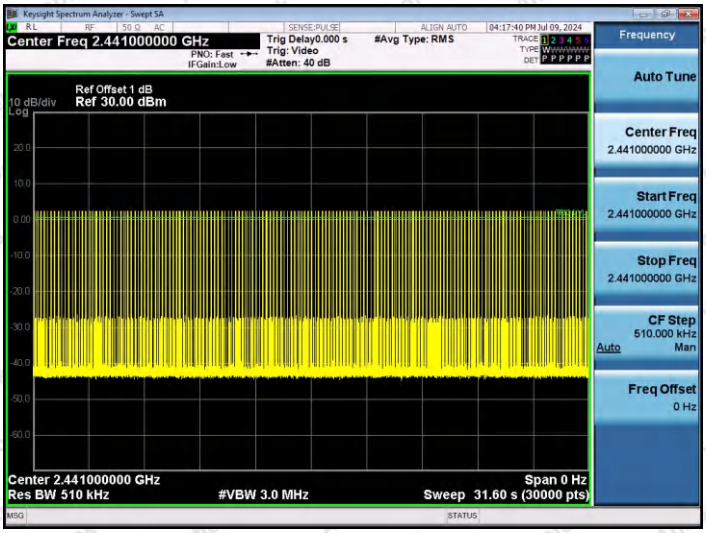

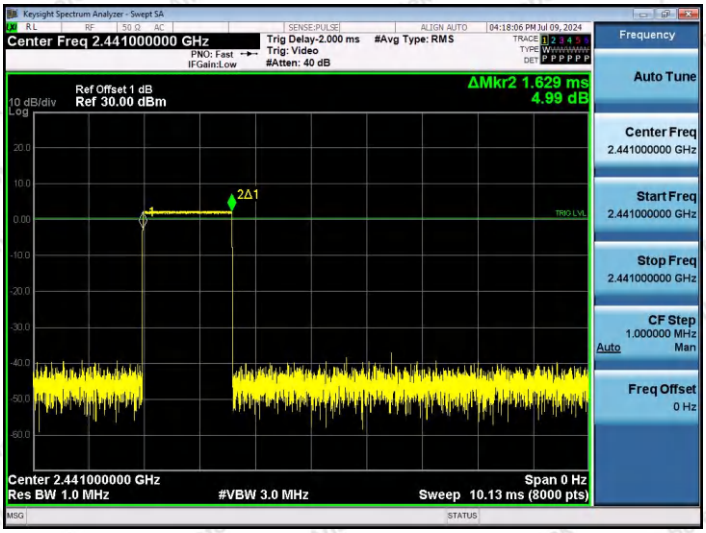

DH3-Ant1-Hop-PASS

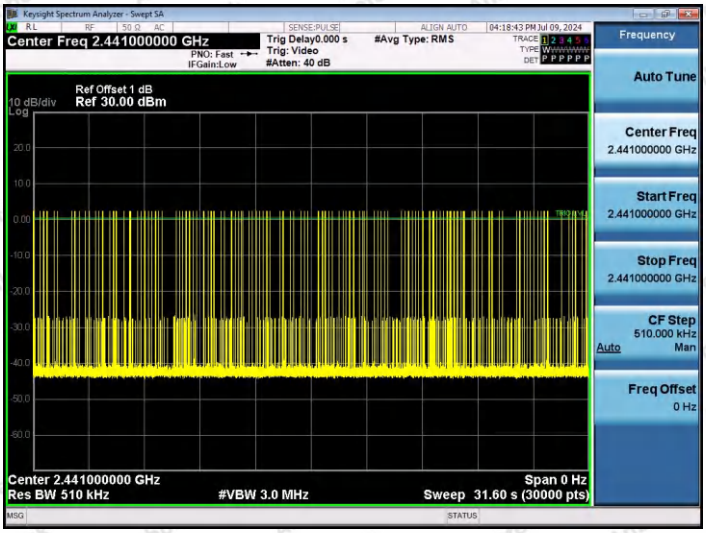

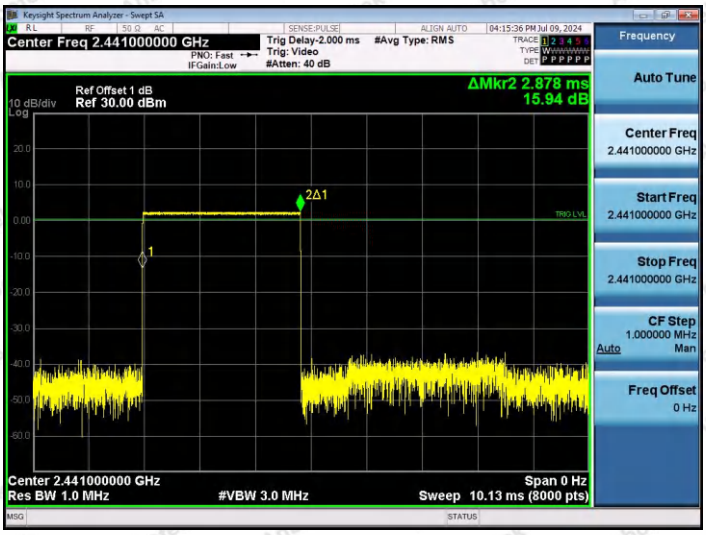

DH5-Ant1-Hop-PASS

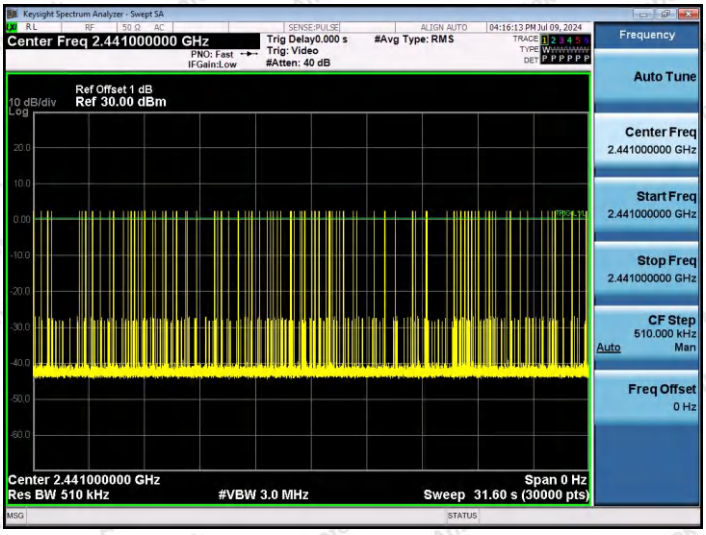

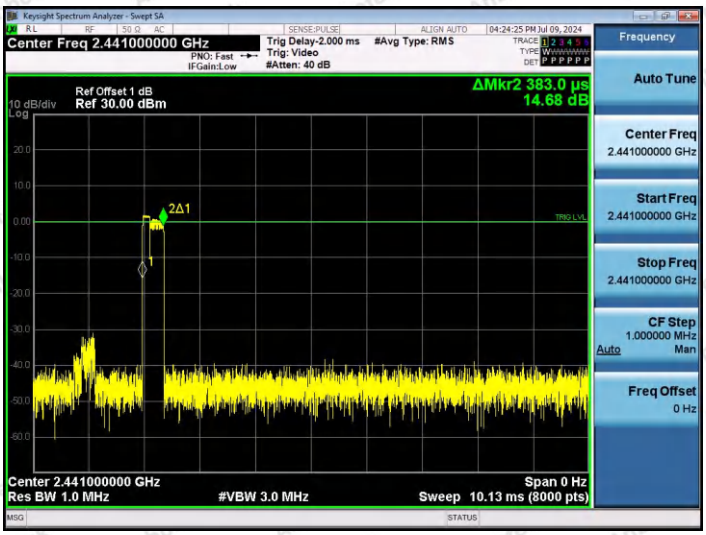

2DH1-Ant1-Hop-PASS

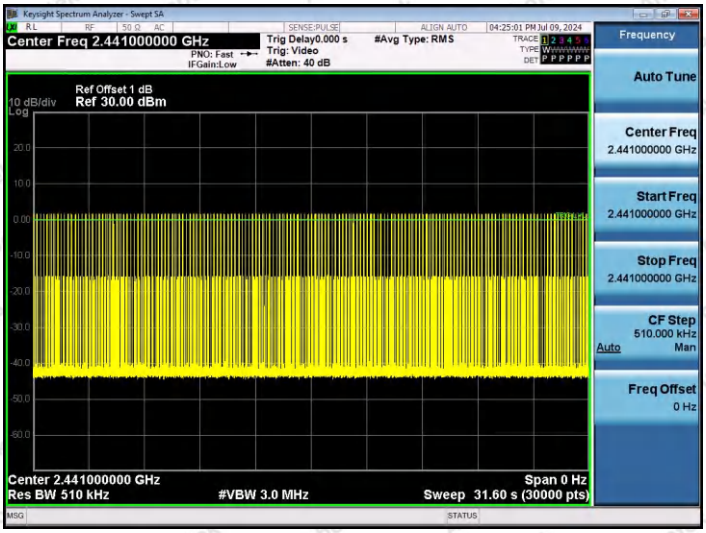

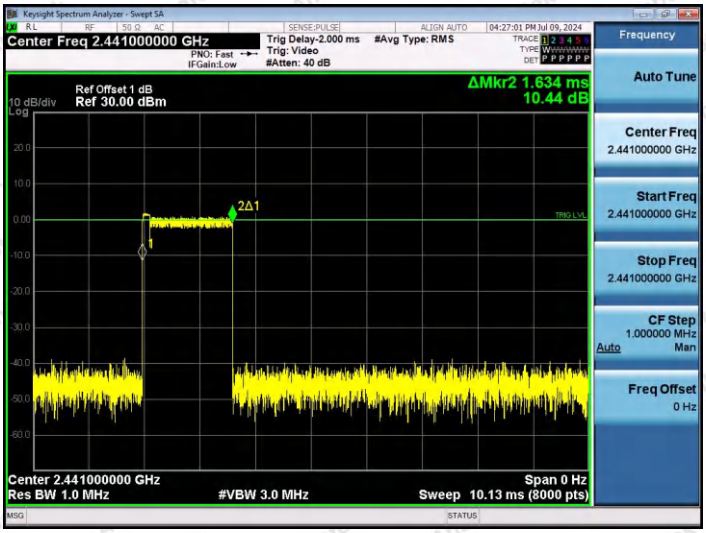

2DH3-Ant1-Hop-PASS

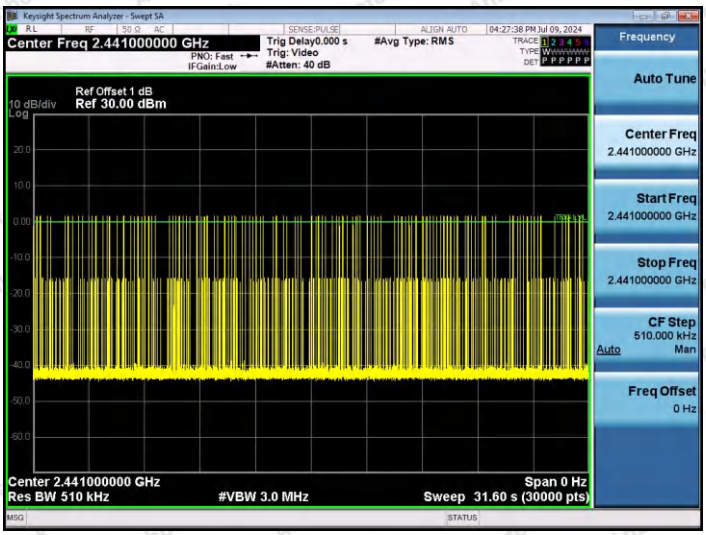

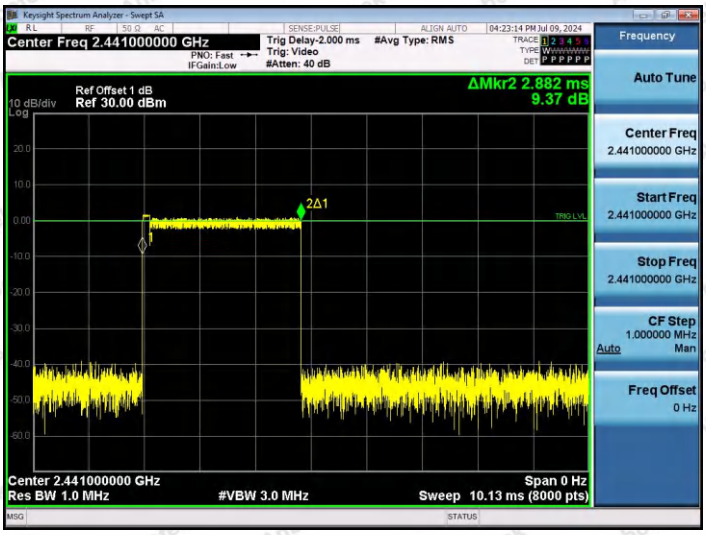

2DH5-Ant1-Hop-PASS

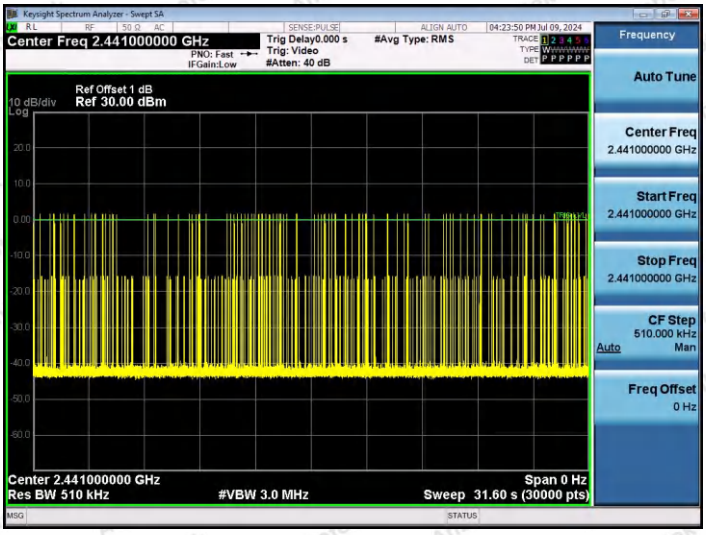

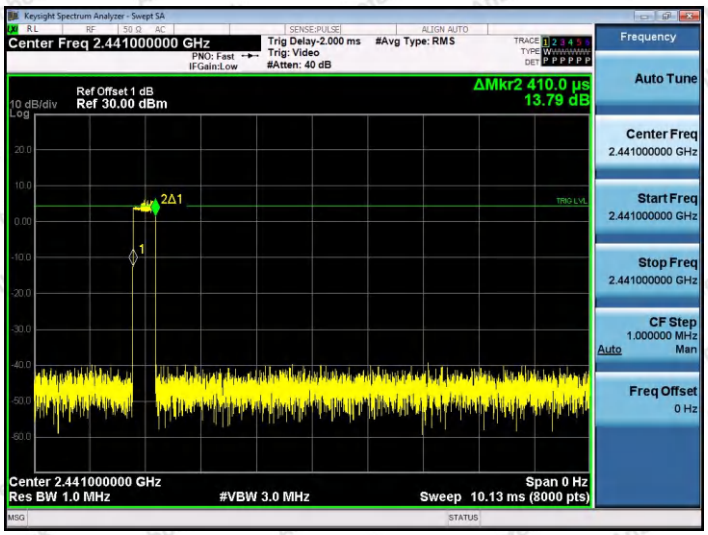

3DH1-Ant1-Hop-PASS

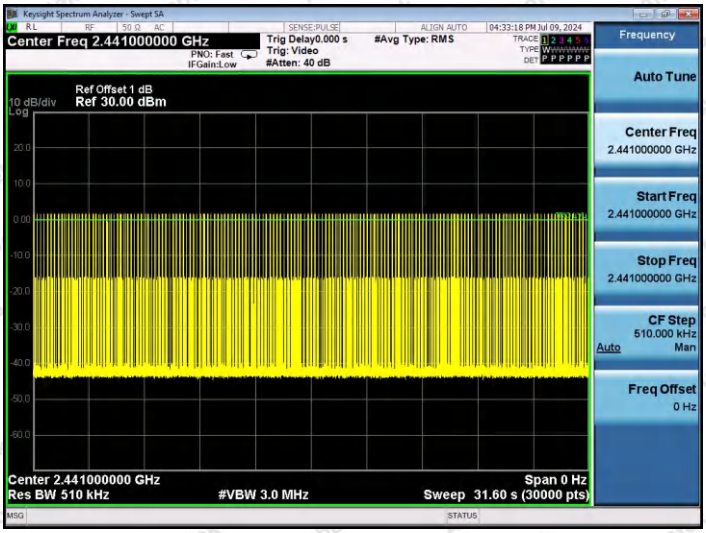

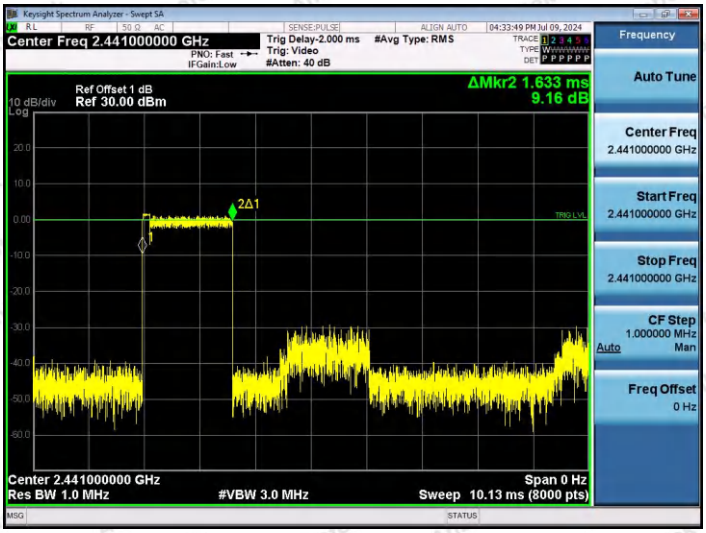

3DH3-Ant1-Hop-PASS

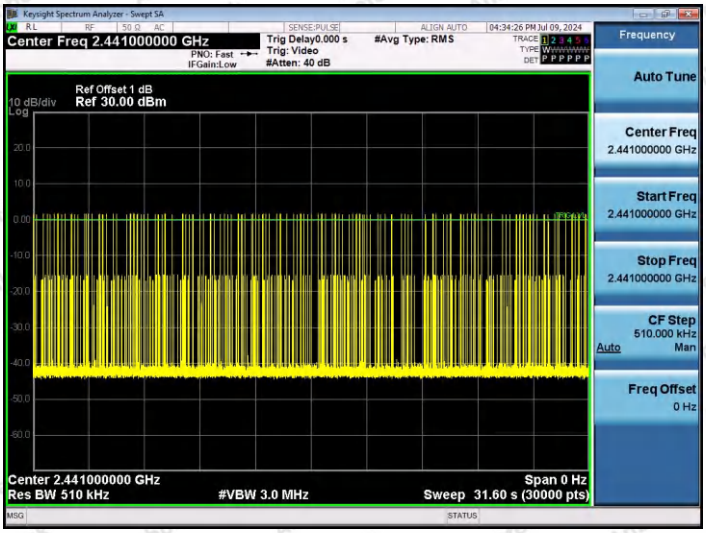

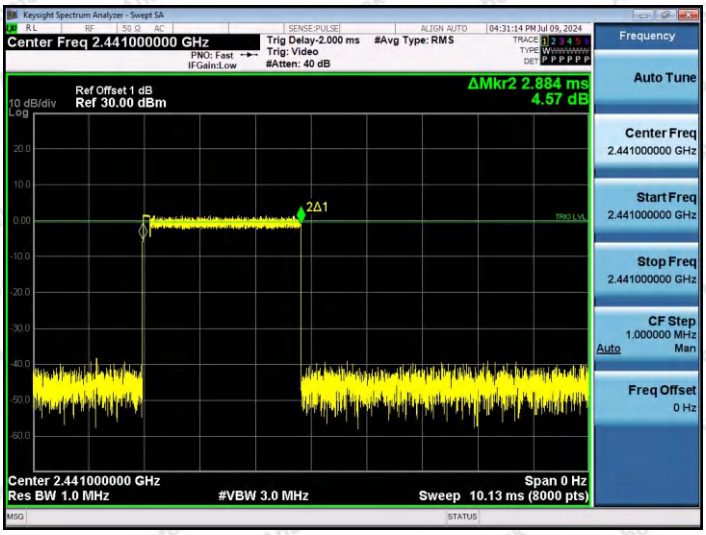

3DH5-Ant1-Hop-PASS

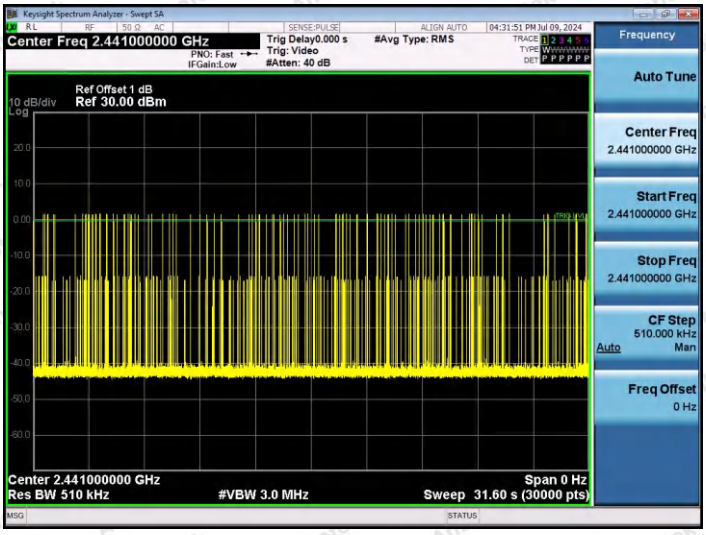

Appendix F: Number of Hopping Channel

Test Result

TestMode	Antenna	Frequency[MHz]	Result[Num]	Limit[Num]	Verdict
DH5	Ant1	Hop	79	≥15	PASS
2DH5	Ant1	Hop	79	≥15	PASS
3DH5	Ant1	Hop	79	≥15	PASS

Test Graphs

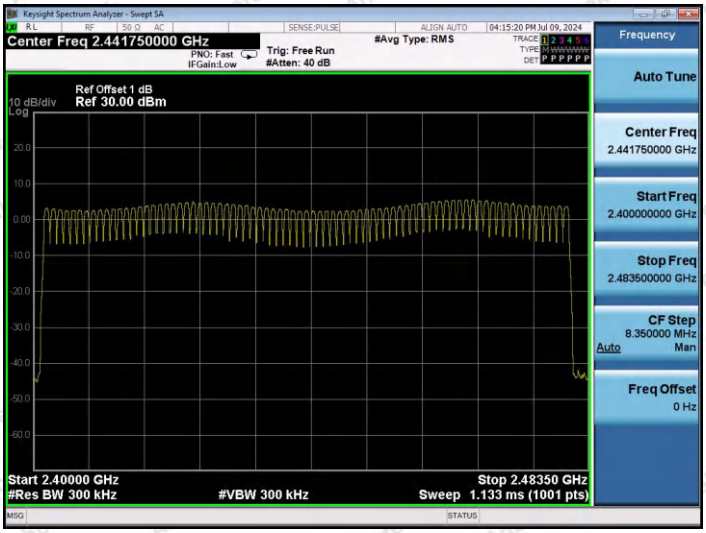

DH5-Ant1-Hop-PASS

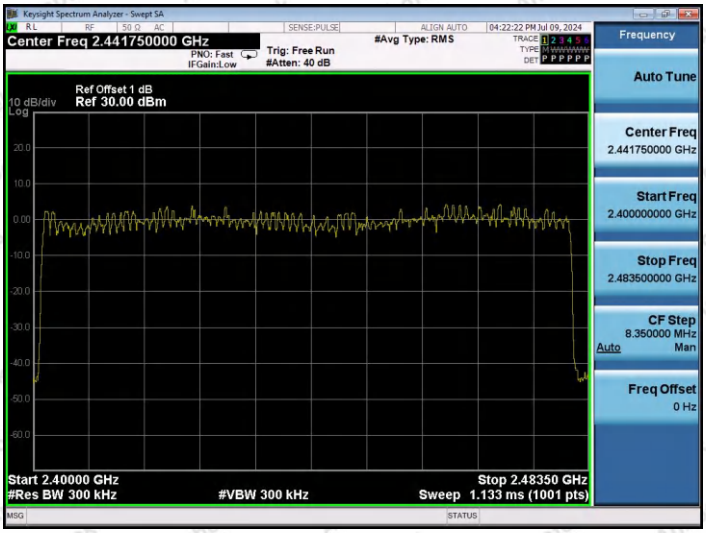

2DH5-Ant1-Hop-PASS

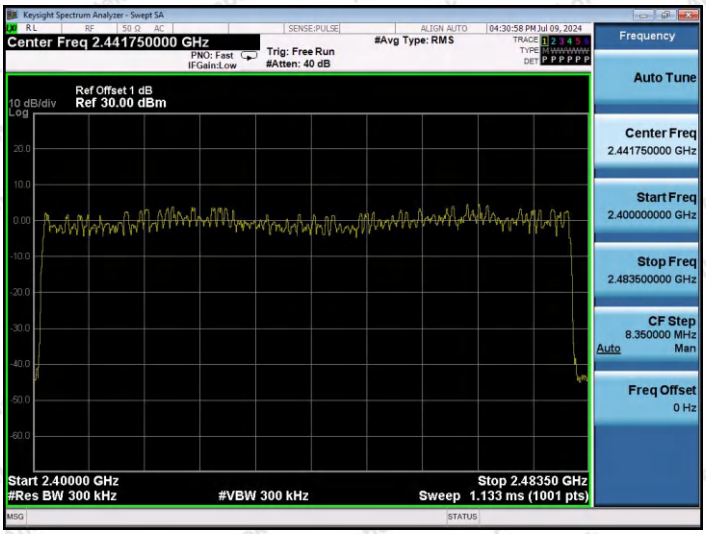

3DH5-Ant1-Hop-PASS

Appendix G: Conducted Band edge

Test Result

TestMode	Antenna	ChName	Frequency[MHz]	RefLevel [dBm]	Result [dBm]	Limit [dBm]	Verdict
DH5	Ant1	Low	2402	2.75	-56.63	≤-17.25	PASS
DH5	Ant1	High	2480	3.37	-56.98	≤-16.64	PASS
DH5	Ant1	Low	Hop_2402	2.78	-56.43	≤-17.22	PASS
DH5	Ant1	High	Hop_2480	3.80	-56	≤-16.2	PASS
2DH5	Ant1	Low	2402	1.97	-56.1	≤-18.03	PASS
2DH5	Ant1	High	2480	0.82	-57.13	≤-19.18	PASS
2DH5	Ant1	Low	Hop_2402	1.11	-56.48	≤-18.89	PASS
2DH5	Ant1	High	Hop_2480	0.46	-56.36	≤-19.54	PASS
3DH5	Ant1	Low	2402	0.08	-57.47	≤-19.92	PASS
3DH5	Ant1	High	2480	-0.74	-56.98	≤-20.74	PASS
3DH5	Ant1	Low	Hop_2402	1.64	-55.79	≤-18.36	PASS
3DH5	Ant1	High	Hop_2480	3.50	-56.03	≤-16.5	PASS

Test Graphs

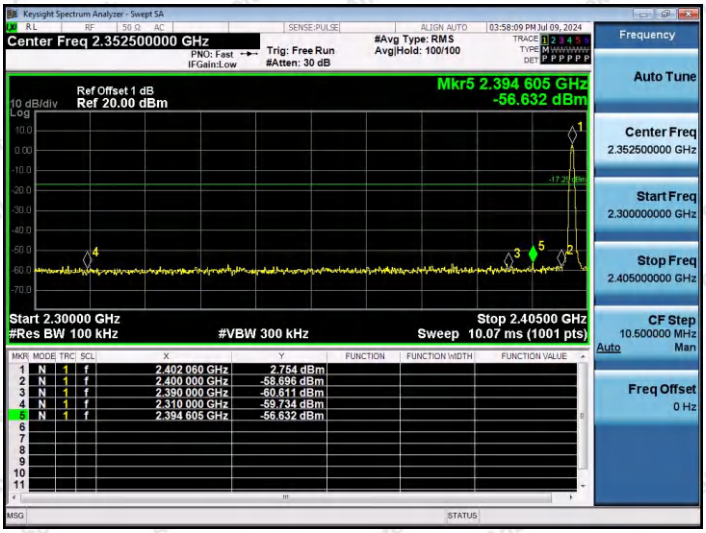

DH5-Ant1-2402-PASS

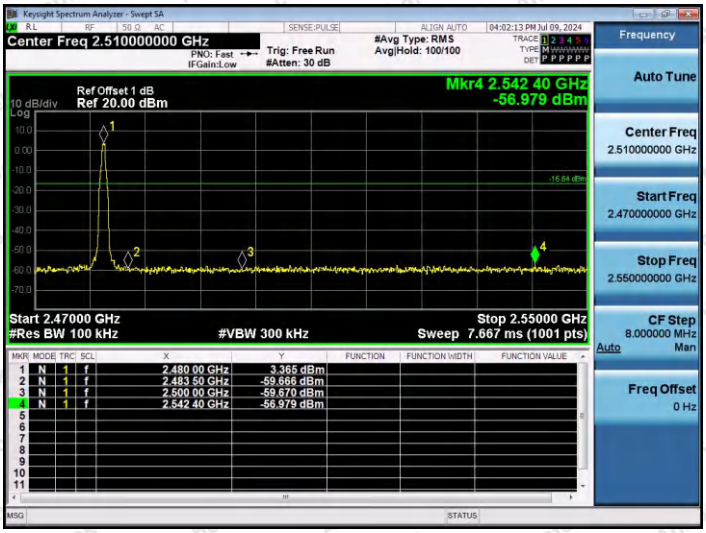

DH5-Ant1-2480-PASS

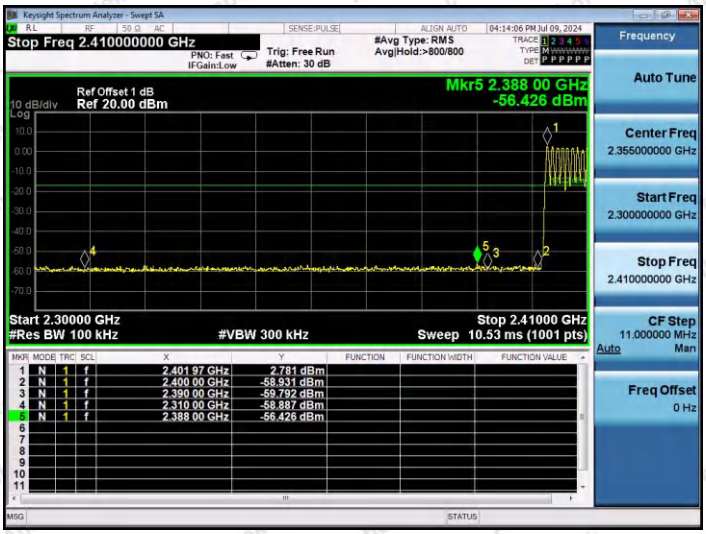

DH5-Ant1-Hop_2402-PASS

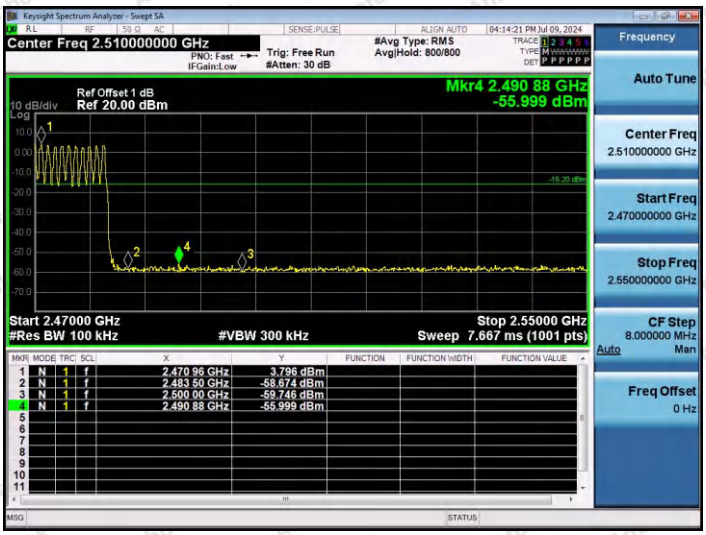

DH5-Ant1-Hop_2480-PASS

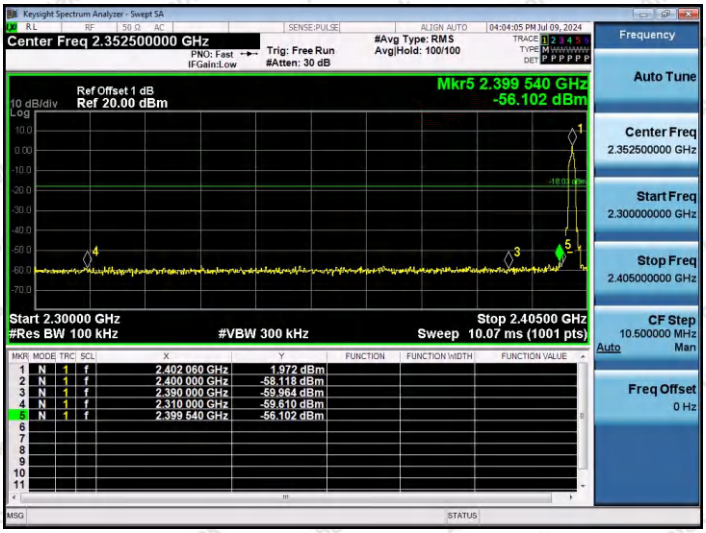

2DH5-Ant1-2402-PASS

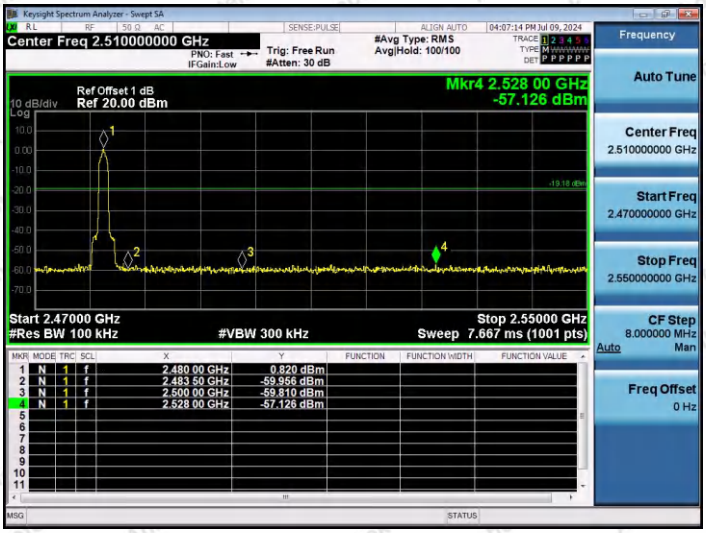

2DH5-Ant1-2480-PASS

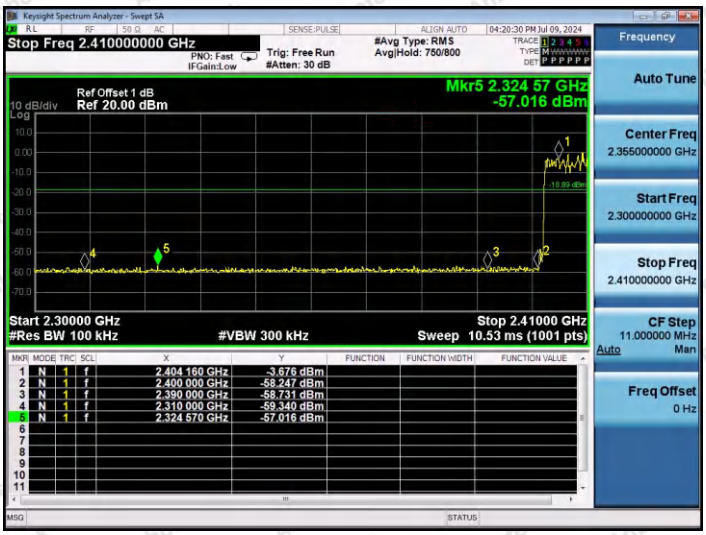

2DH5-Ant1-Hop_2402-PASS

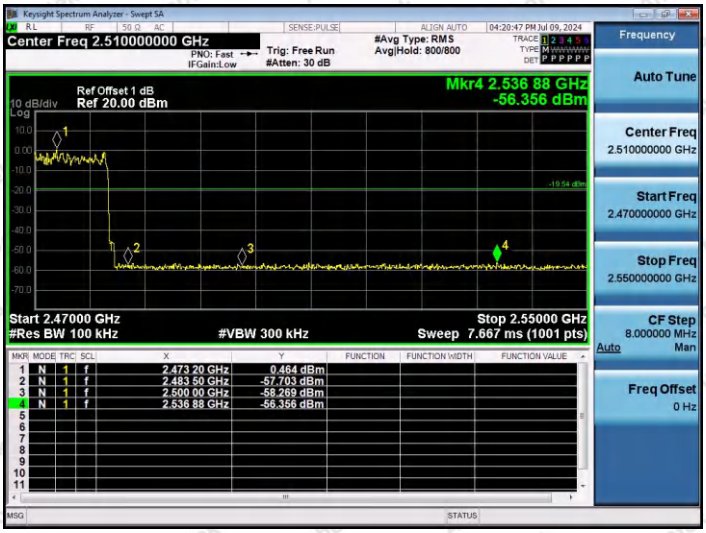

2DH5-Ant1-Hop_2480-PASS

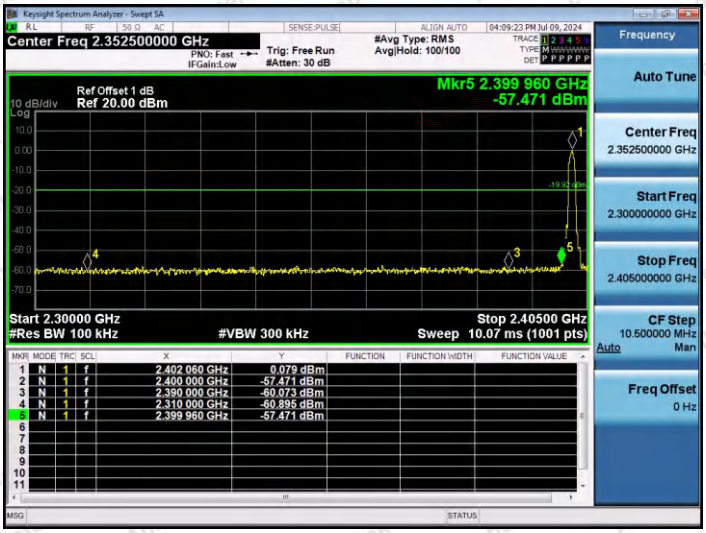

3DH5-Ant1-2402-PASS

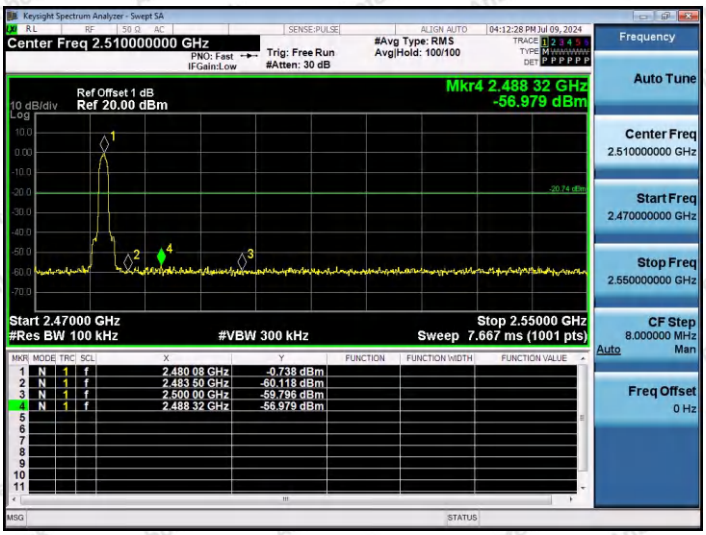

3DH5-Ant1-2480-PASS

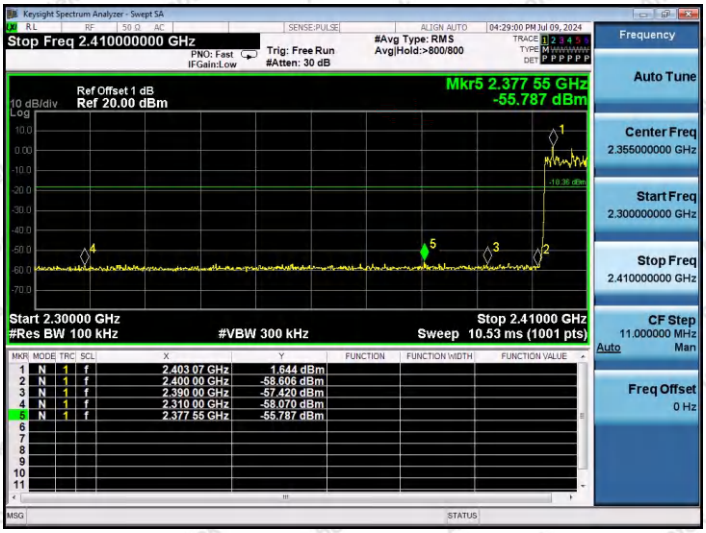

3DH5-Ant1-Hop_2402-PASS

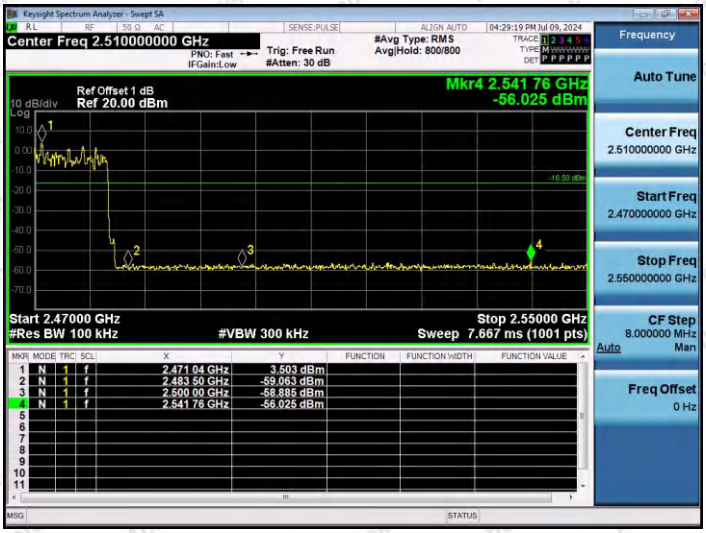

3DH5-Ant1-Hop_2480-PASS

Appendix H: Conducted Spurious Emission

Test Result

TestMode	Antenna	Frequency[MHz]	FreqRange [MHz]	RefLevel [dBm]	Result [dBm]	Limit [dBm]	Verdict
DH5	Ant1	2402	0~Reference	2.17	2.17	---	PASS
DH5	Ant1	2402	30~1000	2.17	-68.52	≤-17.83	PASS
DH5	Ant1	2402	1000~26500	2.17	-52.38	≤-17.83	PASS
DH5	Ant1	2441	0~Reference	1.64	1.64	---	PASS
DH5	Ant1	2441	30~1000	1.64	-67.8	≤-18.36	PASS
DH5	Ant1	2441	1000~26500	1.64	-53.68	≤-18.36	PASS
DH5	Ant1	2480	0~Reference	3.11	3.11	---	PASS
DH5	Ant1	2480	30~1000	3.11	-68.37	≤-16.89	PASS
DH5	Ant1	2480	1000~26500	3.11	-53.39	≤-16.89	PASS
2DH5	Ant1	2402	0~Reference	0.51	0.51	---	PASS
2DH5	Ant1	2402	30~1000	0.51	-68.41	≤-19.49	PASS
2DH5	Ant1	2402	1000~26500	0.51	-53.55	≤-19.49	PASS
2DH5	Ant1	2441	0~Reference	-3.81	-3.81	---	PASS
2DH5	Ant1	2441	30~1000	-3.81	-69.06	≤-23.81	PASS
2DH5	Ant1	2441	1000~26500	-3.81	-53.13	≤-23.81	PASS
2DH5	Ant1	2480	0~Reference	2.11	2.11	---	PASS
2DH5	Ant1	2480	30~1000	2.11	-68.08	≤-17.89	PASS
2DH5	Ant1	2480	1000~26500	2.11	-52.81	≤-17.89	PASS
3DH5	Ant1	2402	0~Reference	-0.72	-0.72	---	PASS
3DH5	Ant1	2402	30~1000	-0.72	-68.69	≤-20.72	PASS
3DH5	Ant1	2402	1000~26500	-0.72	-51.78	≤-20.72	PASS
3DH5	Ant1	2441	0~Reference	1.33	1.33	---	PASS
3DH5	Ant1	2441	30~1000	1.33	-68.92	≤-18.67	PASS
3DH5	Ant1	2441	1000~26500	1.33	-52.06	≤-18.67	PASS
3DH5	Ant1	2480	0~Reference	2.08	2.08	---	PASS
3DH5	Ant1	2480	30~1000	2.08	-67.93	≤-17.92	PASS
3DH5	Ant1	2480	1000~26500	2.08	-53.31	≤-17.92	PASS

Test Graphs

DH5-Ant1-2402-0~Reference-PASS

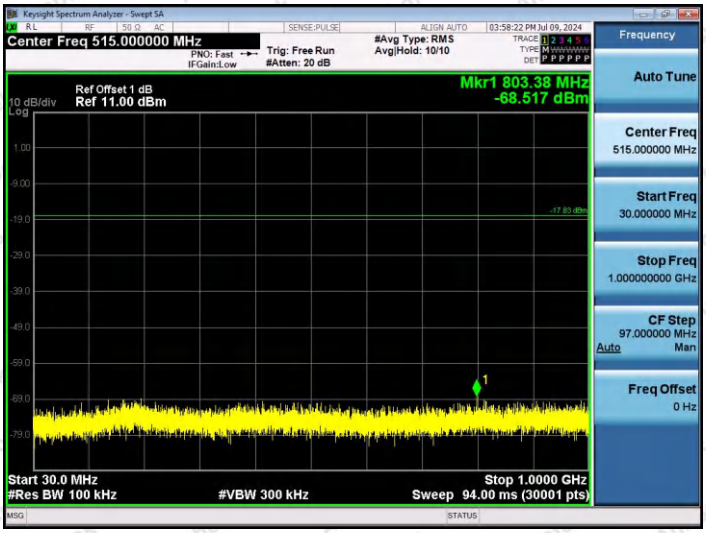

DH5-Ant1-2402-30~1000-PASS

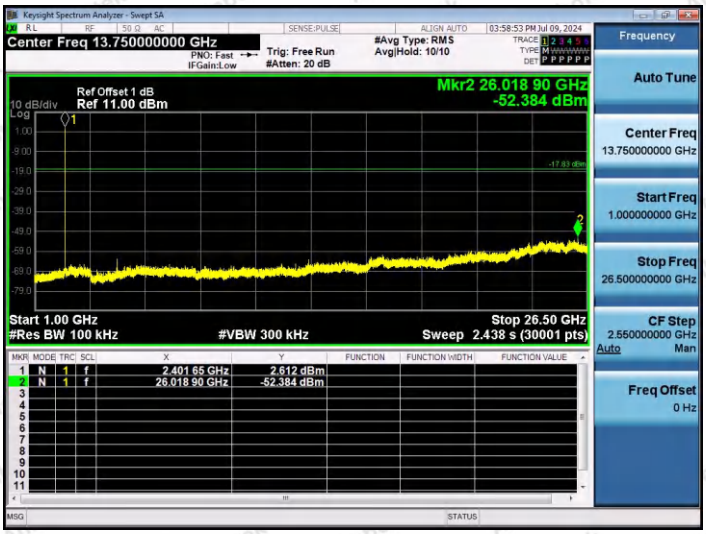

DH5-Ant1-2402-1000~26500-PASS

DH5-Ant1-2441-0~Reference-PASS

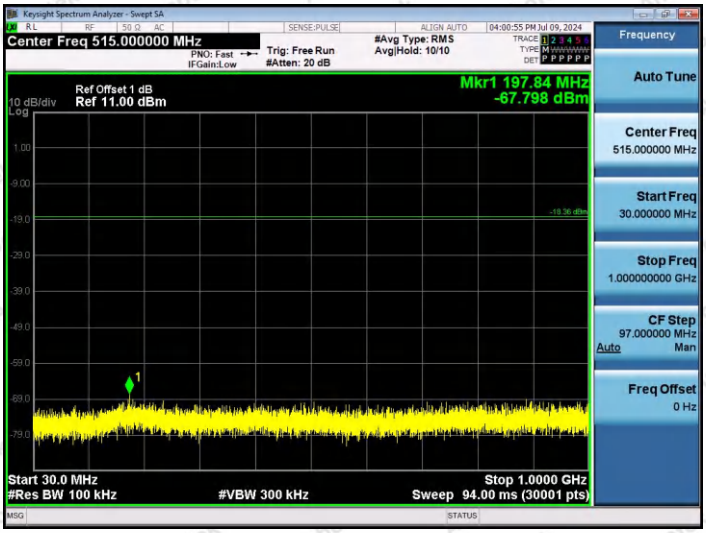

DH5-Ant1-2441-30~1000-PASS

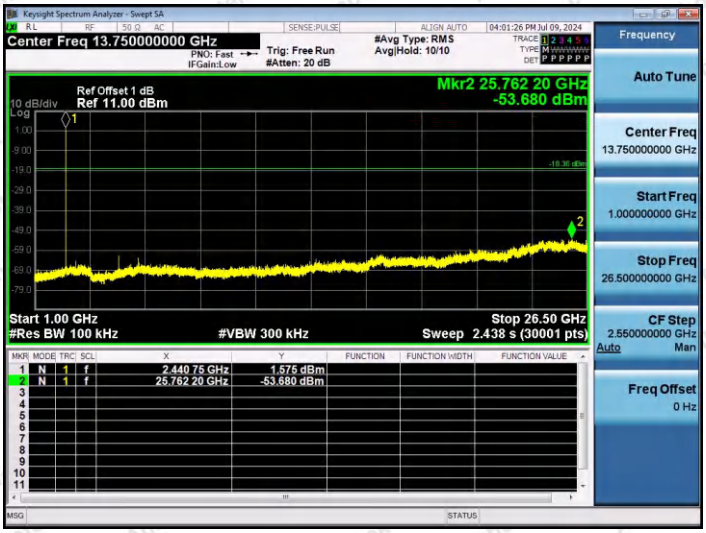

DH5-Ant1-2441-1000~26500-PASS

DH5-Ant1-2480-0~Reference-PASS

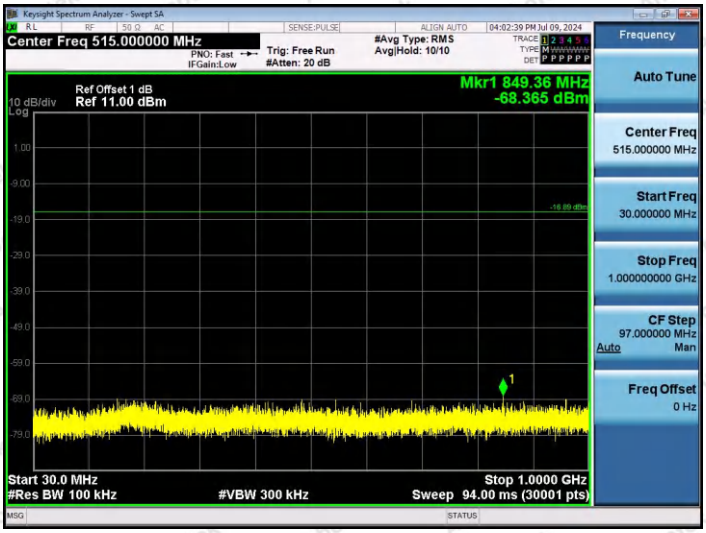

DH5-Ant1-2480-30~1000-PASS

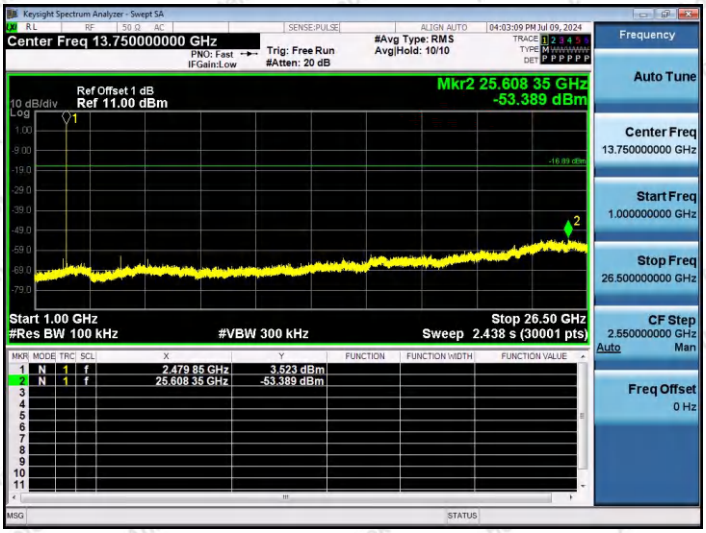

DH5-Ant1-2480-1000~26500-PASS

2DH5-Ant1-2402-0~Reference-PASS

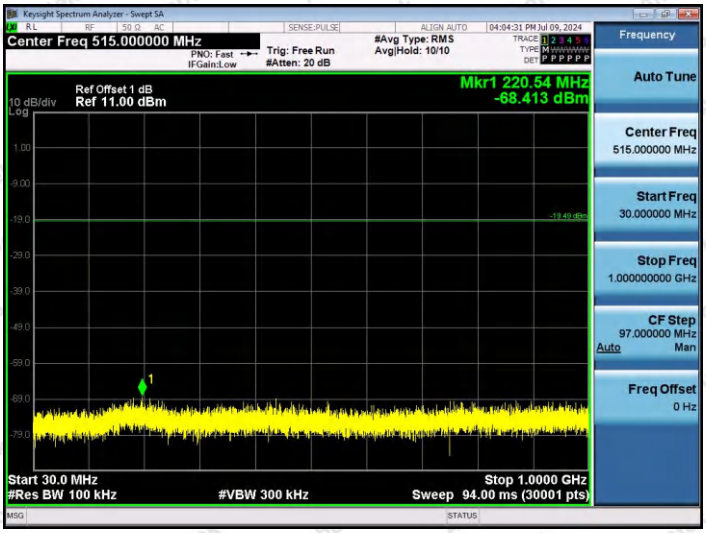

2DH5-Ant1-2402-30~1000-PASS

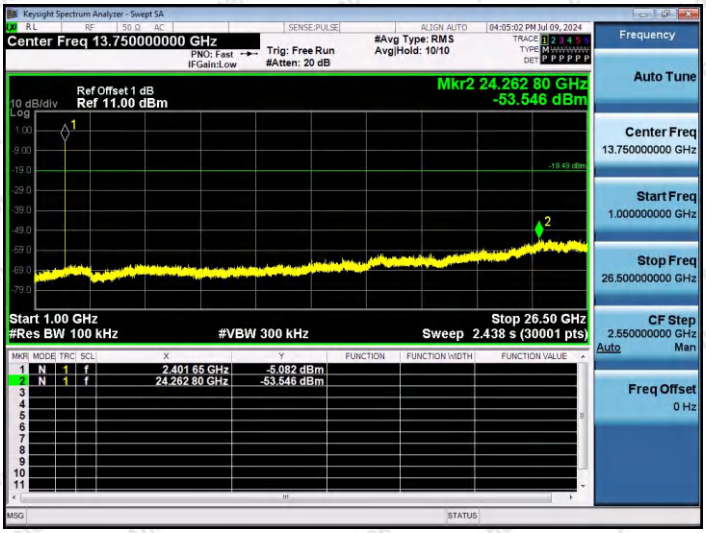

2DH5-Ant1-2402-1000~26500-PASS

2DH5-Ant1-2441-0~Reference-PASS

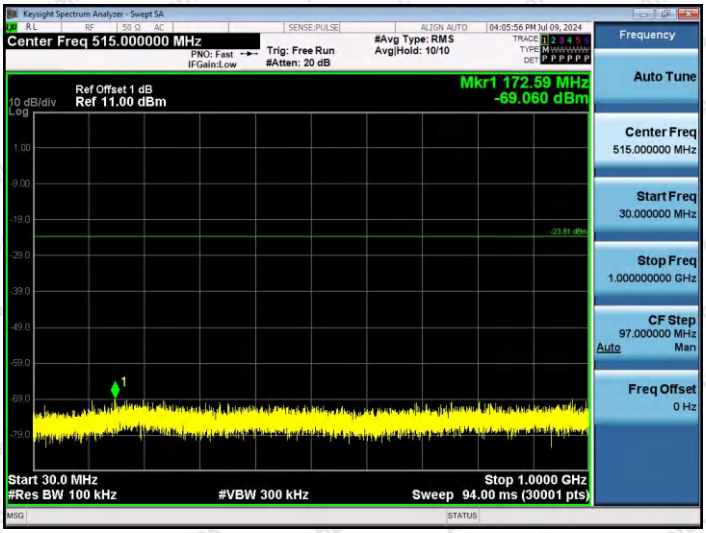

2DH5-Ant1-2441-30~1000-PASS

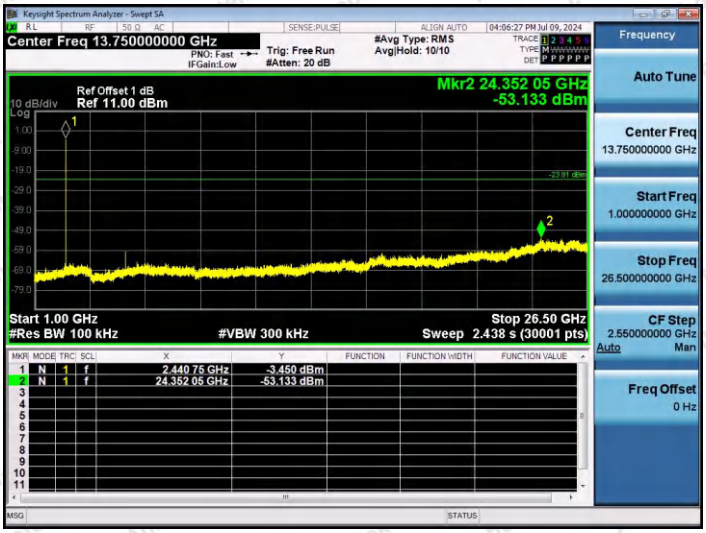

2DH5-Ant1-2441-1000~26500-PASS

2DH5-Ant1-2480-0~Reference-PASS

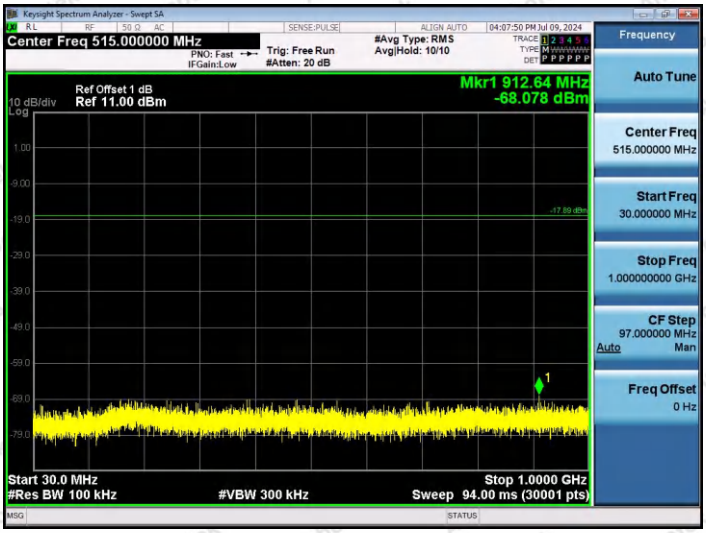

2DH5-Ant1-2480-30~1000-PASS

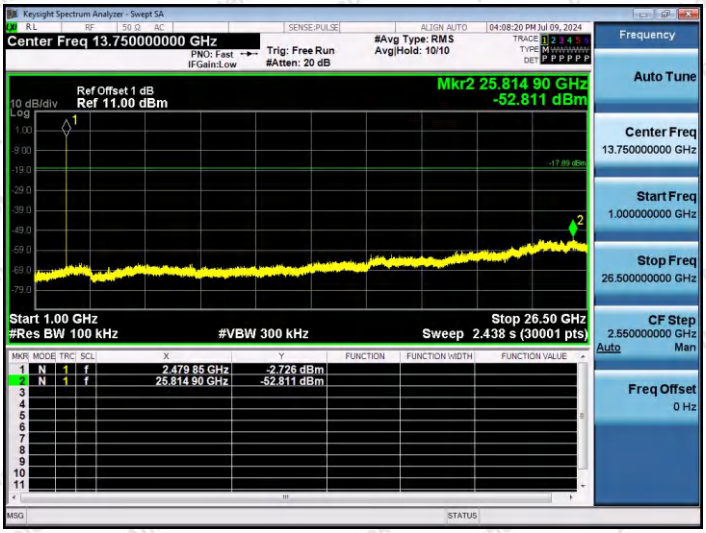

2DH5-Ant1-2480-1000~26500-PASS

3DH5-Ant1-2402-0~Reference-PASS

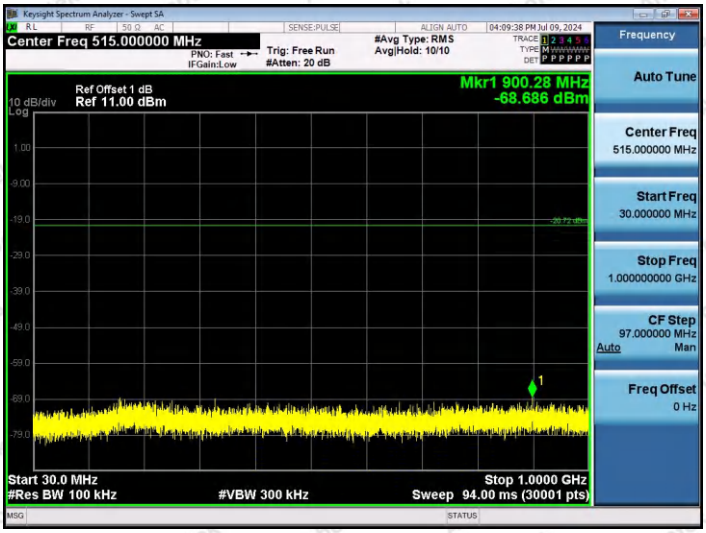

3DH5-Ant1-2402-30~1000-PASS

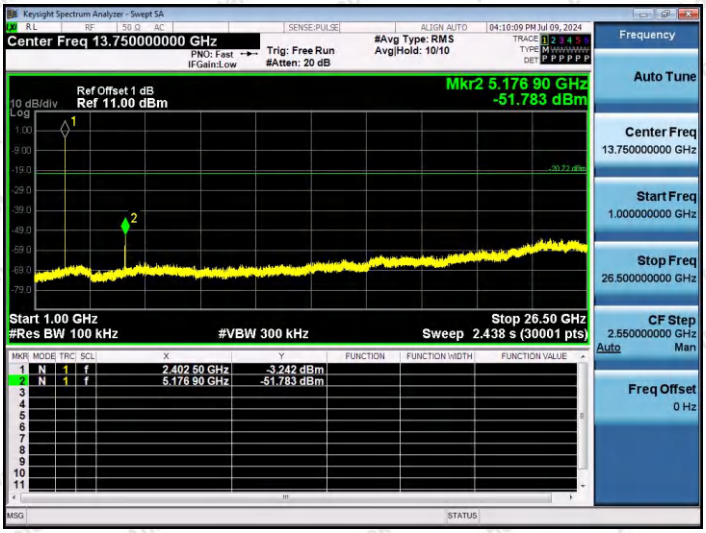

3DH5-Ant1-2402-1000~26500-PASS

3DH5-Ant1-2441-0~Reference-PASS

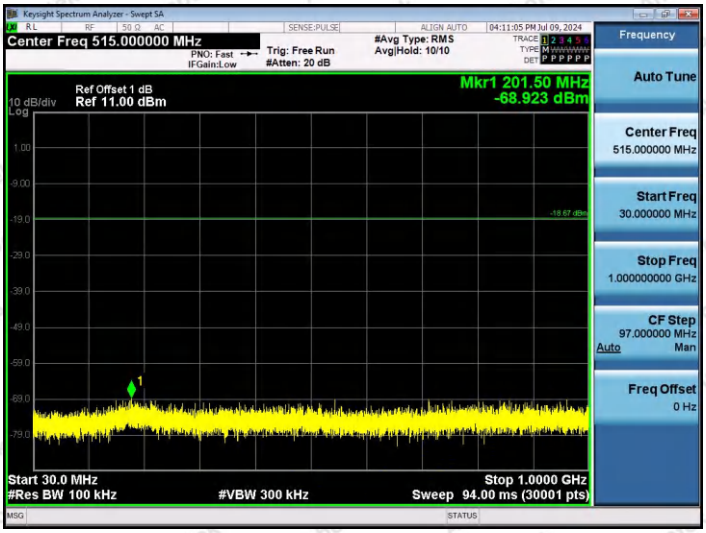

3DH5-Ant1-2441-30~1000-PASS

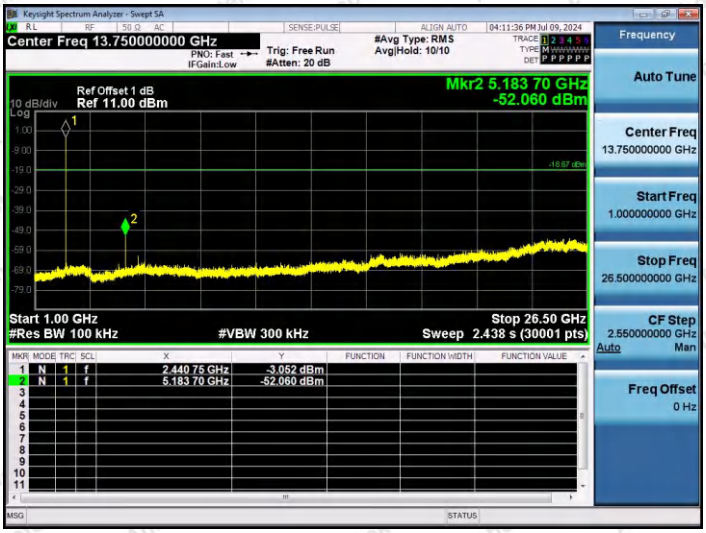

3DH5-Ant1-2441-1000~26500-PASS

3DH5-Ant1-2480-0~Reference-PASS

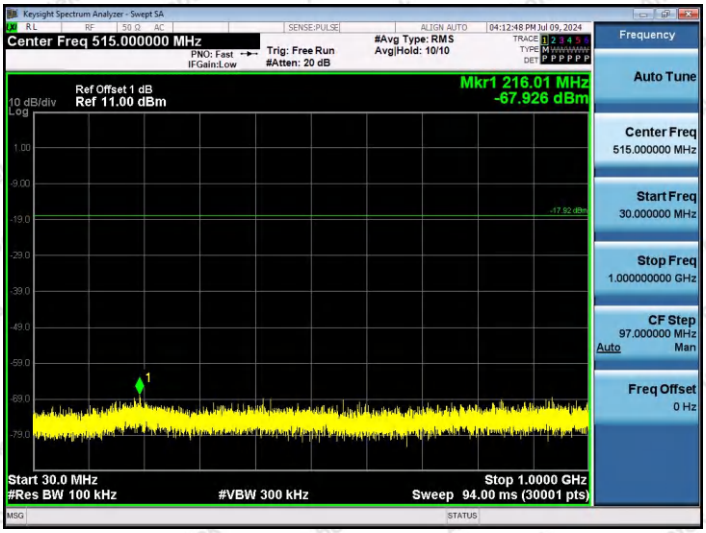

3DH5-Ant1-2480-30~1000-PASS

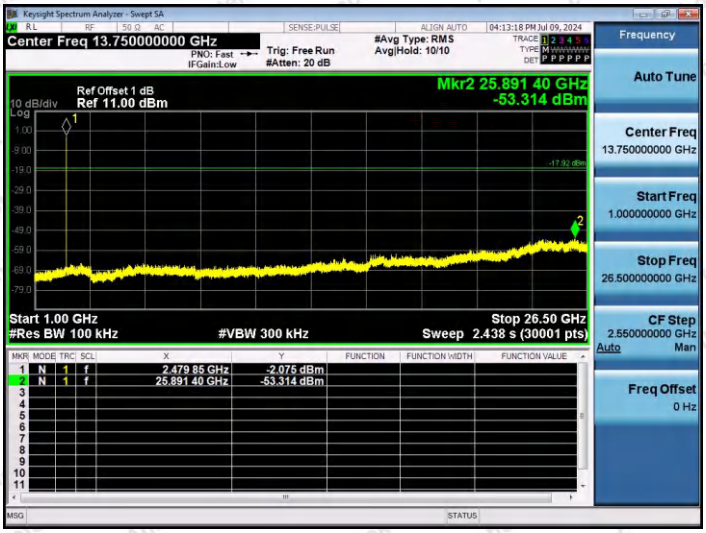

3DH5-Ant1-2480-1000~26500-PASS

Appendix I: Duty Cycle

Test Result

TestMode	Antenna	Frequency[MHz]	ON Time [ms]	Period [ms]	Duty Cycle [%]	Duty Cycle Factor[dB]
DH5	Ant1	2402	2.88	3.74	77.01	1.13
DH5	Ant1	2441	2.88	3.75	76.80	1.15
DH5	Ant1	2480	2.88	3.75	76.80	1.15
2DH5	Ant1	2402	2.88	3.75	76.80	1.15
2DH5	Ant1	2441	2.88	3.75	76.80	1.15
2DH5	Ant1	2480	2.88	3.75	76.80	1.15
3DH5	Ant1	2402	2.88	3.74	77.01	1.13
3DH5	Ant1	2441	2.88	3.75	76.80	1.15
3DH5	Ant1	2480	2.89	3.75	77.07	1.13

Test Graphs

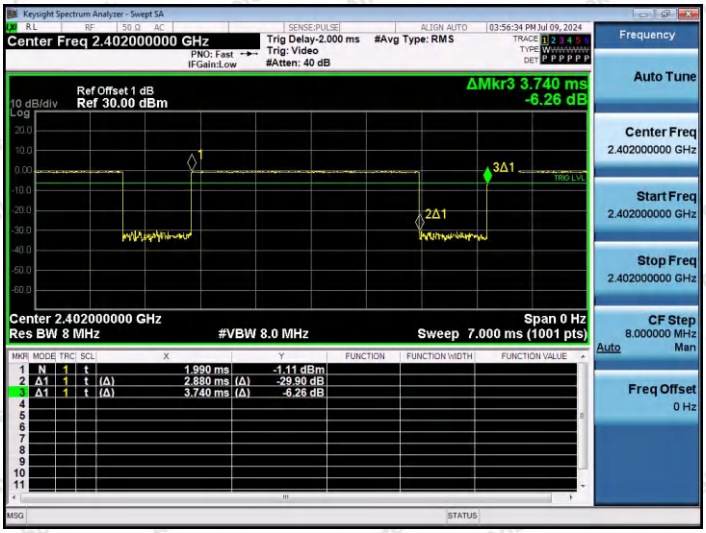

NTNV-DH5-Ant1-2402

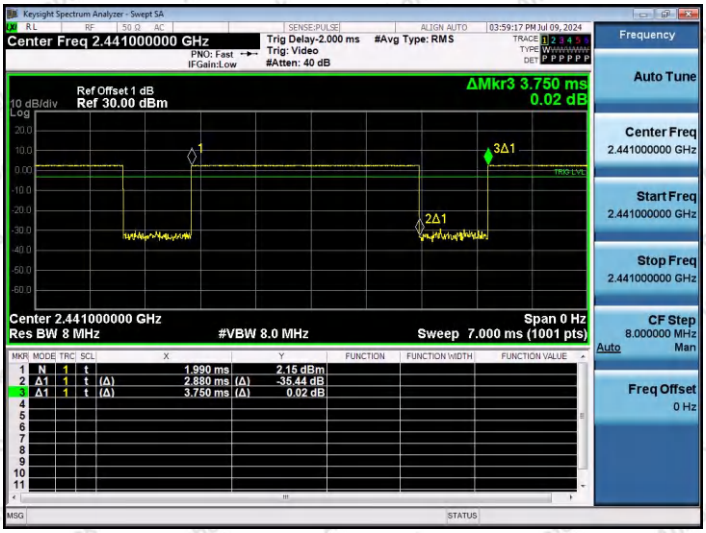

NTNV-DH5-Ant1-2441

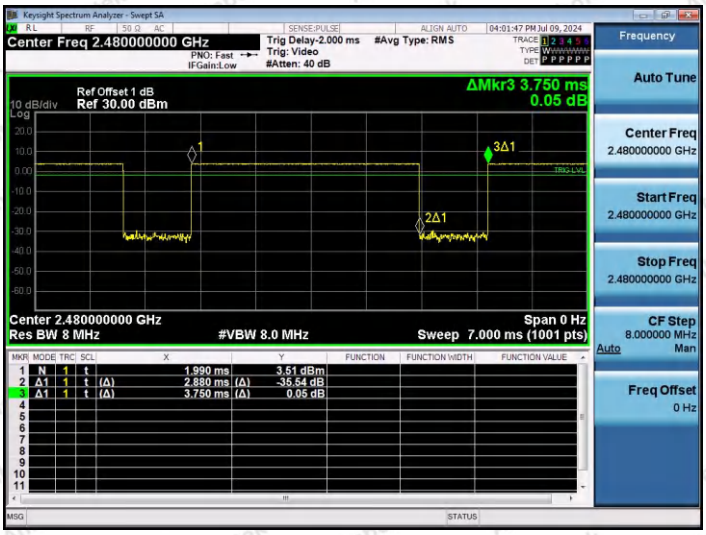

NTNV-DH5-Ant1-2480

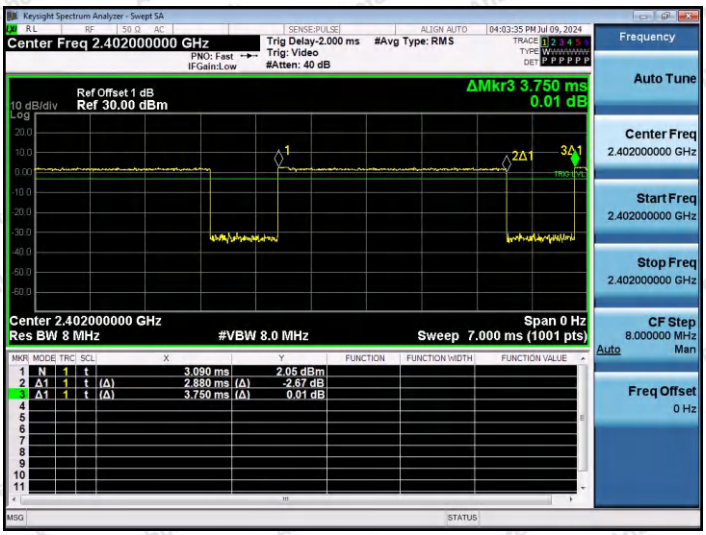

NTNV-2DH5-Ant1-2402

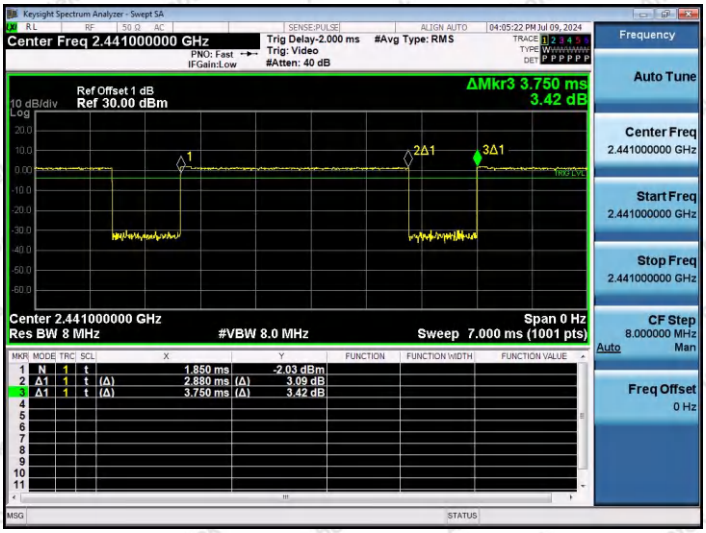

NTNV-2DH5-Ant1-2441

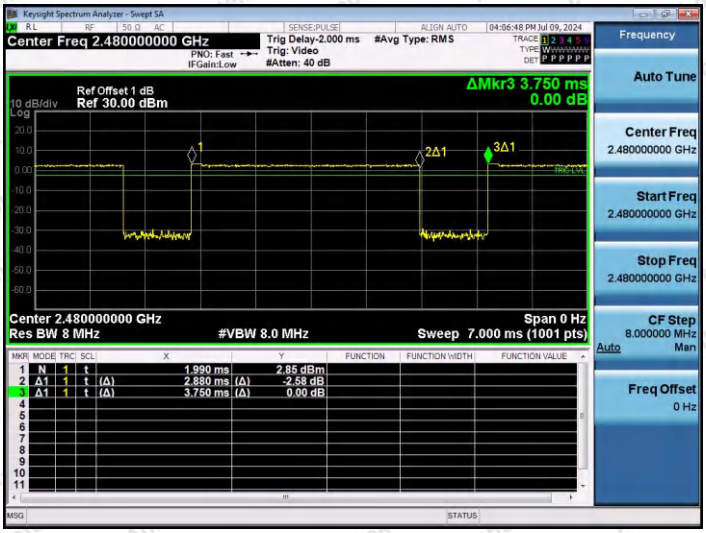

NTNV-2DH5-Ant1-2480

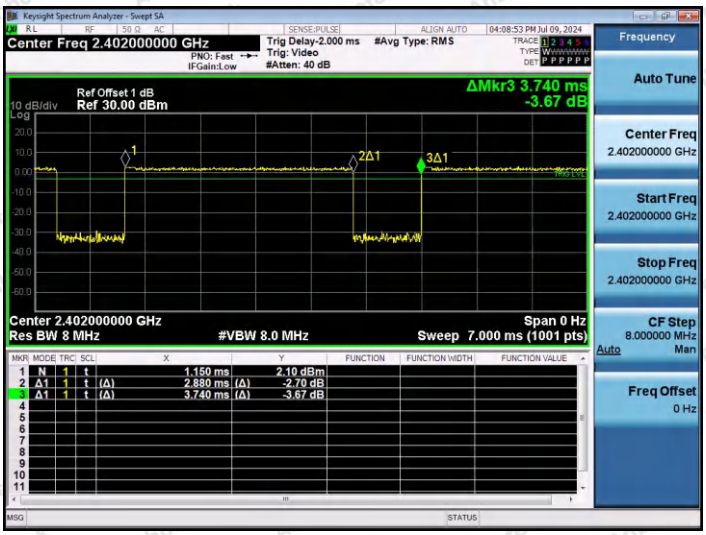

NTNV-3DH5-Ant1-2402

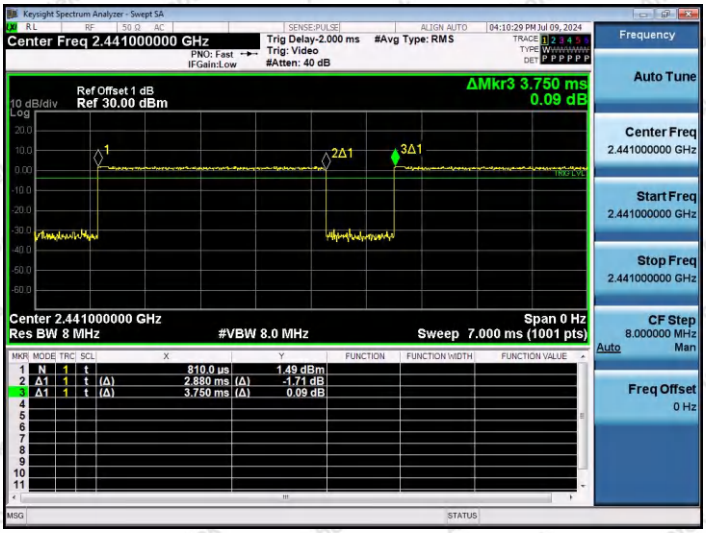

NTNV-3DH5-Ant1-2441

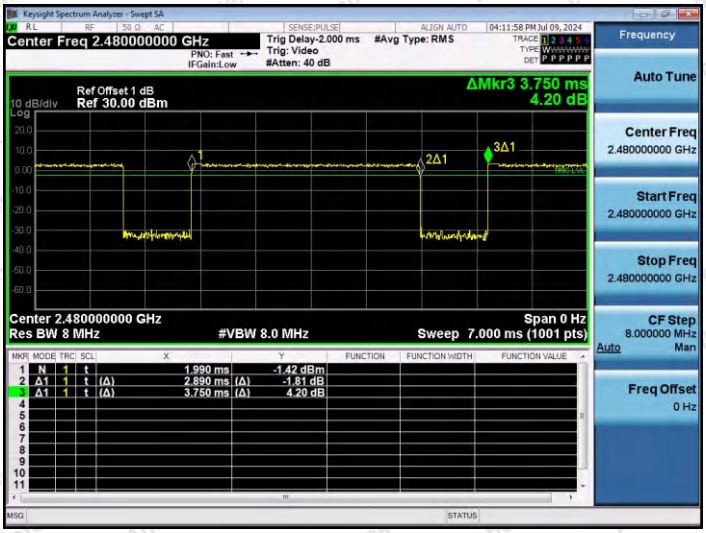

NTNV-3DH5-Ant1-2480

---End---