Certificate # 2861.01

Test Report

Verified code: 098237

Report No.: E202212085403-02-2

Customer:	Fiberhome Telecommunication Technologies Co., Ltd.
Address:	No.88 Youkeyuan Road, Hongshan District, Wuhan,Hubei, China
Sample Name:	Wireless Router
Sample Model:	SR1021F
Receive Sample Date:	Dec.10,2022
Test Date:	Feb.16,2023 ~ Mar.15,2023
Reference Document:	CFR 47, FCC Part 15 Subpart E Unlicensed National Information Infrastructure Devices
Test Result:	Pass

Prepared by: Lu Wei Reviewed by: Jiang Tao Approved by: Zhao Zetian

GRG METROLOGY & TEST GROUP CO., LTD.

Issued Date: 2023-03-28

GRG METROLOGY & TEST GROUP CO., LTD.
Address: No.163, Pingyun Road, West of Huangpu Avenue, Guangzhou, Guangdong, China
Tel：（+86）400-602-0999 FAX：（+86）020-38698685 Web：http://www.grgtest.com

Statement

1. The report is invalid without "special seal for inspection and testing"; some copies are invalid; The report is invalid if it is altered or missing; The report is invalid without the signature of the person who prepared, reviewed and approved it.

2. The sample information is provided by the client and responsible for its authenticity; The content of the report is only valid for the samples sent this time.

3. When there are reports in both Chinese and English, the Chinese version will prevail when the language problems are inconsistent.

4. If there is any objection concerning the report, please inform us within 15 days from the date of receiving the report.

5. Without the agreement of the laboratory, the client is not authorized to use the test results for unapproved propaganda.

---------- The following blanks ----------

Table of Contents

1. TEST RESULT SUMMARY 6
2. GENERAL DESCRIPTION OF EUT 7
   2.1. APPLICANT 7
   2.2. MANUFACTURER 7
   2.3. FACTORY 7
   2.4. BASIC DESCRIPTION OF EQUIPMENT UNDER TEST 7
   2.5. TEST OPERATION MODE 10
   2.6. LOCAL SUPPORTIVEINSTRUMENTS 10
   2.7. CONFIGURATION OF SYSTEM UNDER TEST 10
   2.8. DUTY CYCLE 13
3. LABORATORY AND ACCREDITATIONS AND MEASUREMENT UNCERTAINTY 149
   3.1. LABORATORY 149
   3.2. ACCREDITATIONS 149
   3.3. MEASUREMENT UNCERTAINTY 149
4. LIST OF USED TEST EQUIPMENT AT GRGT 151
5. CONDUCTED EMISSION MEASUREMENT 152
   5.1. LIMITS 152
   5.2. TEST PROCEDURES 152
   5.3. TEST SETUP 153
   5.4. DATA SAMPLE 153
   5.5. TEST RESULTS 154
6. RADIATED SPURIOUS EMISSIONS 158
   6.1. LIMITS 158
   6.2. TEST PROCEDURES 159
   6.3. TEST SETUP 161
   6.4. DATA SAMPLE 162
   6.5. TEST RESULTS 163
7. RESTRICTED BANDS OF OPERATION 239
   7.1. LIMITS 239
   7.2. TEST PROCEDURES 239
   7.3. TEST SETUP 240
   7.4. TEST RESULTS 241
8. 6DB BANDWIDTH & 26DB BANDWIDTH & 99% OCCUPIED BANDWIDTH 358
   8.1. LIMITS 358
   8.2. TEST PROCEDURES 358
   8.3. TEST SETUP 359
   8.4. TEST RESULTS 360
9. OUTPUT POWER 639
   9.1. LIMITS 639
   9.2. TEST PROCEDURES 639
   9.3. TEST SETUP 639

9.4. TEST RESULTS 640
10. POWER SPECTRAL DENSITY 649
10.1. LIMITS 649
10.2. TEST PROCEDURES 649
10.3. TEST SETUP 649
10.4. TEST RESULTS 650
11. FREQUENCY STABILITY 791
11.1. LIMITS 791
11.2. TEST PROCEDURES 791
11.3. TEST SETUP 792
11.4. TEST RESULTS 793
APPENDIX A. PHOTOGRAPH OF THE TEST CONNECTION DIAGRAM 798

---------- The following blanks ----------

REPORT ISSUED HISTORY

Report Version	Report No.	Description	Compile Date
1.0	E202212085403-02-2	Original Issue	2023/03/21

---------- The following blanks ----------

1. TEST RESULT SUMMARY

Standard	Item	Limit / Severity	Result
CFR 47, FCC Part 15 Subpart E (§15.407)	6dB Bandwidth &26dB Bandwidth & 99% Occupied Bandwidth	15.407(a)	PASS
	AC Power Line Conducted Emissions	15.207 15.407(b)(6)	PASS
	Unwanted Emissions and Band Edge	15.205 15.209 15.407(b)	PASS
	Output Power	15.407(a)	PASS
	Peak Power Spectral Density	15.407(a)	PASS
	Frequency Stability	15.407(g)	PASS
	Antenna Requirement	15.203	PASS[1)]

Note: [1)] The EUT have three antennas. The antenna is Internal Antenna.
The max gain of antenna is 3.88dBi, which accordance 15.203 is considered sufficient to comply with the provisions of this section.

---------- The following blanks ----------

2. GENERAL DESCRIPTION OF EUT

2.1. APPLICANT

Name:	Fiberhome Telecommunication Technologies Co., Ltd.
Address:	No.88 Youkeyuan Road, Hongshan District, Wuhan,Hubei, China

2.2. MANUFACTURER

Name:	Fiberhome Telecommunication Technologies Co., Ltd.
Address:	No.88 Youkeyuan Road, Hongshan District, Wuhan,Hubei, China

2.3. FACTORY

Name:	Fiberhome Telecommunication Technologies Co., Ltd.
Address:	No.67,Chuangye Street,East Lake High-tech Development Zone,Wuhan City,Hubei Province,P.R.China

2.4. BASIC DESCRIPTION OF EQUIPMENT UNDER TEST

Product Name:	Wireless Router
Product Model:	SR1021F
Adding Model:	/
FCC ID:	2AV2N-SR1021F
Trade Name:	FiberHome
Power Supply:	DC12.0V power supplied by adapter
Adapter Specification:	Adapter1: KL-WA120100-D Input:100-240V~50/60Hz 0.5A Max Output:12V⎓1.0A Adapter2: RD1201000-C55-35MGD Input:100-240V~50/60Hz 0.6A Max Output:12V⎓1A
Frequency Band:	U-NII-1: 5180 MHz~5240 MHz U-NII-2A: 5260 MHz~5320 MHz U-NII-2C: 5500 MHz~5700 MHz U-NII-3: 5745 MHz~5825 MHz
Modulation Type:	OFDM, OFDMA
Antenna Specification:	Internal antenna U-NII-1: PCB antenna 1 with 3.26dBi gain (Max.) PCB antenna 2 with 3.26dBi gain (Max.) On Board antenna 3 with 3.58dBi gain (Max.) U-NII-2A: PCB antenna 1 with 3.20dBi gain (Max.) PCB antenna 2 with 3.20dBi gain (Max.)

	On Board antenna 3 with 3.36dBi gain (Max.) U-NII-2C: PCB antenna 1 with 3.26dBi gain (Max.) PCB antenna 2 with 3.26dBi gain (Max.) On Board antenna 3 with 3.25dBi gain (Max.) U-NII-3: PCB antenna 1 with 3.75dBi gain (Max.) PCB antenna 2 with 3.75dBi gain (Max.) On Board antenna 3 with 3.88dBi gain (Max.)
Number Of Channel	U-NII-1: IEEE 802.11a / n HT20 / ac VHT20 / ax HE20: 4 Channels IEEE 802.11n HT40 / ac VHT40 / ax HE40: 2 Channels IEEE 802.11ac VHT80 / ax HE80: 1 Channel U-NII-2A: IEEE 802.11a / n HT20 / ac VHT20 / ax HE20: 4 Channels IEEE 802.11n HT40 / ac VHT40 / ax HE40: 2 Channels IEEE 802.11ac VHT80 / ax HE80: 1 Channel IEEE 802.11ax HE160: 1 Channel U-NII-2C: IEEE 802.11a / n HT20 / ac VHT20 / ax HE20: 11 Channels IEEE 802.11n HT40 / ac VHT40 / ax HE40: 5 Channels IEEE 802.11ac VHT80 / ax HE80: 2 Channel IEEE 802.11ax HE160: 1 Channel U-NII-3: IEEE 802.11a / n HT20 / ac VHT20 / ax HE20: 5 Channels IEEE 802.11n HT40 / ac VHT40 / ax HE40: 2 Channels IEEE 802.11ac VHT80 / ax HE80: 1 Channel
Channels Spacing:	IEEE 802.11a: 20MHz IEEE 802.11n HT20: 20MHz IEEE 802.11n HT40: 40MHz IEEE 802.11ac VHT20: 20MHz IEEE 802.11ac VHT40: 40MHz IEEE 802.11ac VHT80: 80MHz IEEE 802.11ax HE20: 20MHz IEEE 802.11ax HE40: 40MHz IEEE 802.11ax HE80: 80MHz IEEE 802.11ax HE160: 160MHz
Transmit Power:	U-NII-1: 9.06dBm for IEEE 802.11a 13.18dBm for IEEE 802.11n HT20 13.4dBm for IEEE 802.11ac VHT20 8.6dBm for IEEE 802.11ax HE20 11.85dBm for IEEE 802.11n HT40 12.02dBm for IEEE 802.11ac VHT40 8.56dBm for IEEE 802.11ax HE40 9.12dBm for IEEE 802.11ac VHT80 8.98dBm for IEEE 802.11ax HE80

	U-NII-2A: 9.97dBm for IEEE 802.11a 13.9dBm for IEEE 802.11n HT20 13.62dBm for IEEE 802.11ac VHT20 12.92dBm for IEEE 802.11ax HE20 11.85dBm for IEEE 802.11n HT40 11.78dBm for IEEE 802.11ac VHT40 8.88dBm for IEEE 802.11ax HE40 8.97dBm for IEEE 802.11ac VHT80 8.78dBm for IEEE 802.11ax HE80 9.07dBm for IEEE 802.11ax HE160 U-NII-2C: 9.06dBm for IEEE 802.11a 13.29dBm for IEEE 802.11n HT20 13.49dBm for IEEE 802.11ac VHT20 8.09dBm for IEEE 802.11ax HE20 1179dBm for IEEE 802.11n HT40 11.78dBm for IEEE 802.11ac VHT40 8.81dBm for IEEE 802.11ax HE40 9.23dBm for IEEE 802.11ac VHT80 8.84dBm for IEEE 802.11ax HE80 9.02dBm for IEEE 802.11ax HE160 U-NII-3: 9.73dBm for IEEE 802.11a 13.63dBm for IEEE 802.11n HT20 13.83dBm for IEEE 802.11ac VHT20 8.52dBm for IEEE 802.11ax HE20 11.93dBm for IEEE 802.11n HT40 11.69dBm for IEEE 802.11ac VHT40 8.81dBm for IEEE 802.11ax HE40 9.2dBm for IEEE 802.11ac VHT80 8.96dBm for IEEE 802.11ax HE80
Temperature Range:	-5℃~45℃
Hardware Version:	/
Software Version:	V1.0
Sample submitting way:	■Provided by customer □Sampling
Sample No:	E202212085403-02-0014, E202212085403-02-0015
Note:	\

2.5. TEST OPERATION MODE

Mode No.	Description of the modes
1	5G Wi-Fi TX mode

Note: The items of radiated emission just record the worst case of 20MHz/40MHz/80MHz/160MHz bandwidth.

2.6. LOCAL SUPPORTIVEINSTRUMENTS

ID	Name of Equipment	Manufacturer	Model	Serial Number	Note
A	Notebook	LENOVO	ZHAOYANG K4e-IML	LRX00A41	Provided by Lab
1	RJ45 LAN Cable	/	/	/	UnShielded,1.93m(for conducted test),accessory of EUT
2	RJ45 LAN Cable	/	/	/	UnShielded,10.0m(for radiated test),provided by Lab

2.7. CONFIGURATION OF SYSTEM UNDER TEST

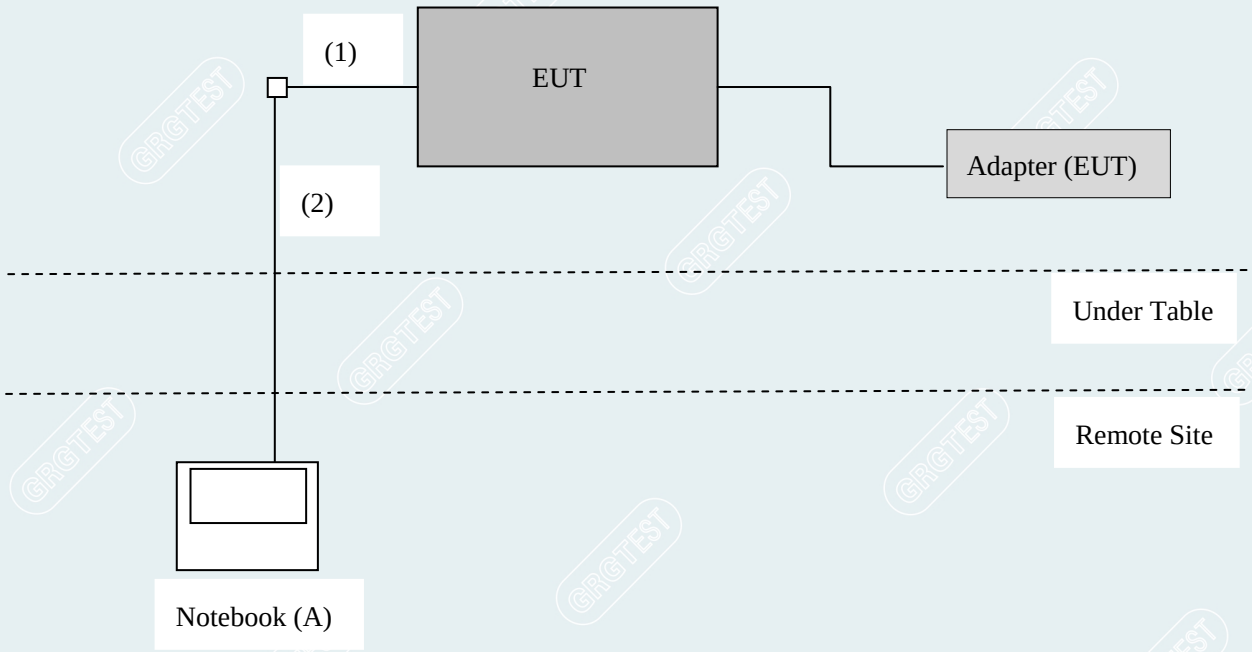

Test software:

Software version
QA Tool V0.0.6.00

Mode	Frequecy (MHz)	Power Setting	Frequecy (MHz)	Power Setting
IEEE 802.11a	5180	9	5500	9
	5200	9	5580	9
	5240	9	5700	9
	5260	9	5745	9
	5300	9	5785	9
	5320	9	5825	9

Mode	Frequecy (MHz)	Power Setting	Mode	Frequecy (MHz)	Power Setting
IEEE 802.11n HT20	5180	9	IEEE 802.11ac VHT20	5180	9
	5200	9		5200	9
	5240	9		5240	9
	5260	9		5260	9
	5300	9		5300	9
	5320	9		5320	9
	5500	9		5500	9
	5580	9		5580	9
	5700	9		5700	9
	5745	9		5745	9
	5785	9		5785	9
	5825	9		5825	9

Mode	Frequecy (MHz)	Power Setting	Mode	Frequecy (MHz)	Power Setting
IEEE 802.11n HT40	5190	9	IEEE 802.11ac VHT40	5190	9
	5230	9		5230	9
	5270	9		5270	9
	5310	9		5310	9
	5510	9		5510	9
	5550	9		5550	9
	5670	9		5670	9
	5755	9		5755	9
	5795	9		5795	9

Mode	Frequecy (MHz)	Power Setting	Mode	Frequecy (MHz)	Power Setting
IEEE 802.11ax HE20	5180	9	IEEE 802.11ax HE40	5190	9
	5200	9		5230	9
	5240	9		5270	9
	5260	9		5310	9

	5300	9		5510	9
	5320	9		5550	9
	5500	9		5670	9
	5580	9		5755	9
	5700	9		5795	9
	5745	9		/	/
	5785	9		/	/
	5825	9		/	/

Mode	Frequecy (MHz)	Power Setting	Frequecy (MHz)	Power Setting
IEEE 802.11ac VHT80	5210	9	5610	9
	5290	9	5775	9
	5530	9	/	/

Mode	Frequecy (MHz)	Power Setting	Frequecy (MHz)	Power Setting
IEEE 802.11ax HE80	5210	9	5610	9
	5290	9	5775	9
	5530	9	/	/

Mode	Frequecy (MHz)	Power Setting	Frequecy (MHz)	Power Setting
IEEE 802.11ax HE160	5250	9	5670	9

---------- The following blanks ----------

2.8. DUTY CYCLE

EUT Name	Wireless Router	**Model**	SR1021F
Environmental Conditions	20.9℃/47%RH/101.1kPa	**Test Voltage**	AC120V/60Hz
Tested By	Qin Tingting	**Tested Date**	2023/02/28~2023/03/15

Condition	Mode	Frequency (MHz)	Antenna	Duty Cycle (%)	Correction Factor (dB)	1/T (kHz)
NVNT	a	5180	Ant1	96.21	0.17	0.72
NVNT	a	5180	Ant2	96.15	0.17	0.72
NVNT	a	5180	Ant3	96.15	0.17	0.72
NVNT	a	5200	Ant1	96.15	0.17	0.72
NVNT	a	5200	Ant2	96.15	0.17	0.72
NVNT	a	5200	Ant3	96.15	0.17	0.72
NVNT	a	5240	Ant1	96.15	0.17	0.72
NVNT	a	5240	Ant2	96.21	0.17	0.72
NVNT	a	5240	Ant3	96.15	0.17	0.72
NVNT	n20	5180	Ant1	95.97	0.18	0.76
NVNT	n20	5180	Ant2	95.9	0.18	0.76
NVNT	n20	5180	Ant3	95.9	0.18	0.76
NVNT	n20	5200	Ant1	95.9	0.18	0.76
NVNT	n20	5200	Ant2	95.97	0.18	0.76
NVNT	n20	5200	Ant3	95.97	0.18	0.76
NVNT	n20	5240	Ant1	95.9	0.18	0.76
NVNT	n20	5240	Ant2	95.9	0.18	0.76
NVNT	n20	5240	Ant3	95.97	0.18	0.76
NVNT	n40	5190	Ant1	92.2	0.35	1.54
NVNT	n40	5190	Ant2	92.06	0.36	1.54
NVNT	n40	5190	Ant3	92.19	0.35	1.54
NVNT	n40	5230	Ant1	92.2	0.35	1.54
NVNT	n40	5230	Ant2	92.2	0.35	1.54
NVNT	n40	5230	Ant3	92.06	0.36	1.54
NVNT	ac20	5180	Ant1	95.92	0.18	0.76
NVNT	ac20	5180	Ant2	95.92	0.18	0.76
NVNT	ac20	5180	Ant3	95.92	0.18	0.76
NVNT	ac20	5200	Ant1	95.92	0.18	0.76
NVNT	ac20	5200	Ant2	95.92	0.18	0.76
NVNT	ac20	5200	Ant3	95.99	0.18	0.76
NVNT	ac20	5240	Ant1	95.92	0.18	0.76
NVNT	ac20	5240	Ant2	95.92	0.18	0.76
NVNT	ac20	5240	Ant3	95.99	0.18	0.76
NVNT	ac40	5190	Ant1	92.29	0.35	1.52
NVNT	ac40	5190	Ant2	92.15	0.36	1.52
NVNT	ac40	5190	Ant3	92.15	0.36	1.52
NVNT	ac40	5230	Ant1	92.15	0.36	1.52
NVNT	ac40	5230	Ant2	92.15	0.36	1.52
NVNT	ac40	5230	Ant3	92.15	0.36	1.52
NVNT	ac80	5210	Ant1	85.3	0.69	3.08
NVNT	ac80	5210	Ant2	85.56	0.68	3.07
NVNT	ac80	5210	Ant3	85.3	0.69	3.08
NVNT	ax20	5180	Ant1	85.25	0.69	3.14
NVNT	ax20	5180	Ant2	85.25	0.69	3.14
NVNT	ax20	5180	Ant3	84.99	0.71	3.15

NVNT	ax20	5200	Ant1	84.99	0.71	3.15
NVNT	ax20	5200	Ant2	85.25	0.69	3.14
NVNT	ax20	5200	Ant3	84.99	0.71	3.15
NVNT	ax20	5240	Ant1	84.95	0.71	3.16
NVNT	ax20	5240	Ant2	85.22	0.69	3.15
NVNT	ax20	5240	Ant3	84.95	0.71	3.16
NVNT	ax40	5190	Ant1	85.09	0.7	3.18
NVNT	ax40	5190	Ant2	84.82	0.72	3.19
NVNT	ax40	5190	Ant3	85.09	0.7	3.18
NVNT	ax40	5230	Ant1	85.09	0.7	3.18
NVNT	ax40	5230	Ant2	84.82	0.72	3.19
NVNT	ax40	5230	Ant3	84.82	0.72	3.19
NVNT	ax80	5210	Ant1	84.18	0.75	3.36
NVNT	ax80	5210	Ant2	84.18	0.75	3.36
NVNT	ax80	5210	Ant3	84.46	0.73	3.34
NVNT	a	5260	Ant1	96.15	0.17	0.72
NVNT	a	5260	Ant2	96.15	0.17	0.72
NVNT	a	5260	Ant3	96.15	0.17	0.72
NVNT	a	5280	Ant1	96.15	0.17	0.72
NVNT	a	5280	Ant2	96.15	0.17	0.72
NVNT	a	5280	Ant3	96.21	0.17	0.72
NVNT	a	5320	Ant1	96.15	0.17	0.72
NVNT	a	5320	Ant2	96.15	0.17	0.72
NVNT	a	5320	Ant3	96.21	0.17	0.72
NVNT	n20	5260	Ant1	95.96	0.18	0.77
NVNT	n20	5260	Ant2	95.96	0.18	0.77
NVNT	n20	5260	Ant3	95.89	0.18	0.77
NVNT	n20	5280	Ant1	95.89	0.18	0.77
NVNT	n20	5280	Ant2	95.89	0.18	0.77
NVNT	n20	5280	Ant3	95.89	0.18	0.77
NVNT	n20	5320	Ant1	95.96	0.18	0.77
NVNT	n20	5320	Ant2	95.89	0.18	0.77
NVNT	n20	5320	Ant3	95.89	0.18	0.77
NVNT	n40	5270	Ant1	92.2	0.35	1.54
NVNT	n40	5270	Ant2	92.06	0.36	1.54
NVNT	n40	5270	Ant3	92.06	0.36	1.54
NVNT	n40	5310	Ant1	92.06	0.36	1.54
NVNT	n40	5310	Ant2	92.06	0.36	1.54
NVNT	n40	5310	Ant3	92.06	0.36	1.54
NVNT	ac20	5260	Ant1	95.99	0.18	0.76
NVNT	ac20	5260	Ant2	95.92	0.18	0.76
NVNT	ac20	5260	Ant3	95.92	0.18	0.76
NVNT	ac20	5280	Ant1	95.92	0.18	0.76
NVNT	ac20	5280	Ant2	95.99	0.18	0.76
NVNT	ac20	5280	Ant3	95.99	0.18	0.76
NVNT	ac20	5320	Ant1	95.92	0.18	0.76
NVNT	ac20	5320	Ant2	95.92	0.18	0.76
NVNT	ac20	5320	Ant3	95.92	0.18	0.76
NVNT	ac40	5270	Ant1	92.15	0.36	1.52
NVNT	ac40	5270	Ant2	92.29	0.35	1.52
NVNT	ac40	5270	Ant3	92.15	0.36	1.52
NVNT	ac40	5310	Ant1	92.15	0.36	1.52
NVNT	ac40	5310	Ant2	92.15	0.36	1.52
NVNT	ac40	5310	Ant3	92.16	0.35	1.52
NVNT	ac80	5290	Ant1	85.3	0.69	3.08

NVNT	ac80	5290	Ant2	85.3	0.69	3.08
NVNT	ac80	5290	Ant3	85.3	0.69	3.08
NVNT	ax80	5250	Ant1	84.46	0.73	3.34
NVNT	ax80	5250	Ant2	84.42	0.74	3.36
NVNT	ax80	5250	Ant3	84.42	0.74	3.36
NVNT	ax20	5260	Ant1	84.99	0.71	3.15
NVNT	ax20	5260	Ant2	94.83	0.23	0.97
NVNT	ax20	5260	Ant3	94.83	0.23	0.97
NVNT	ax20	5280	Ant1	84.99	0.71	3.15
NVNT	ax20	5280	Ant2	94.84	0.23	0.97
NVNT	ax20	5280	Ant3	94.84	0.23	0.97
NVNT	ax20	5320	Ant1	84.99	0.71	3.15
NVNT	ax20	5320	Ant2	94.83	0.23	0.97
NVNT	ax20	5320	Ant3	94.93	0.23	0.97
NVNT	ax40	5270	Ant1	84.82	0.72	3.19
NVNT	ax40	5270	Ant2	84.82	0.72	3.19
NVNT	ax40	5270	Ant3	84.82	0.72	3.19
NVNT	ax40	5310	Ant1	84.82	0.72	3.19
NVNT	ax40	5310	Ant2	84.86	0.71	3.18
NVNT	ax40	5310	Ant3	84.82	0.72	3.19
NVNT	ax80	5290	Ant1	84.46	0.73	3.34
NVNT	ax80	5290	Ant2	84.18	0.75	3.36
NVNT	ax80	5290	Ant3	84.18	0.75	3.36
NVNT	a	5500	Ant1	96.15	0.17	0.72
NVNT	a	5500	Ant2	96.21	0.17	0.72
NVNT	a	5500	Ant3	96.15	0.17	0.72
NVNT	a	5600	Ant1	96.15	0.17	0.72
NVNT	a	5600	Ant2	96.15	0.17	0.72
NVNT	a	5600	Ant3	96.15	0.17	0.72
NVNT	a	5700	Ant1	96.15	0.17	0.72
NVNT	a	5700	Ant2	96.15	0.17	0.72
NVNT	a	5700	Ant3	96.15	0.17	0.72
NVNT	n20	5500	Ant1	95.9	0.18	0.76
NVNT	n20	5500	Ant2	95.97	0.18	0.76
NVNT	n20	5500	Ant3	95.9	0.18	0.76
NVNT	n20	5600	Ant1	95.9	0.18	0.76
NVNT	n20	5600	Ant2	95.97	0.18	0.76
NVNT	n20	5600	Ant3	95.9	0.18	0.76
NVNT	n20	5700	Ant1	95.9	0.18	0.76
NVNT	n20	5700	Ant2	95.97	0.18	0.76
NVNT	n20	5700	Ant3	95.9	0.18	0.76
NVNT	n40	5510	Ant1	92.06	0.36	1.54
NVNT	n40	5510	Ant2	92.06	0.36	1.54
NVNT	n40	5510	Ant3	92.06	0.36	1.54
NVNT	n40	5590	Ant1	92.2	0.35	1.54
NVNT	n40	5590	Ant2	92.06	0.36	1.54
NVNT	n40	5590	Ant3	92.2	0.35	1.54
NVNT	n40	5670	Ant1	92.2	0.35	1.54
NVNT	n40	5670	Ant2	92.2	0.35	1.54
NVNT	n40	5670	Ant3	92.06	0.36	1.54
NVNT	ac20	5500	Ant1	95.92	0.18	0.76
NVNT	ac20	5500	Ant2	95.92	0.18	0.76
NVNT	ac20	5500	Ant3	95.99	0.18	0.76
NVNT	ac20	5600	Ant1	95.92	0.18	0.76
NVNT	ac20	5600	Ant2	95.99	0.18	0.76

NVNT	ac20	5600	Ant3	95.92	0.18	0.76
NVNT	ac20	5700	Ant1	95.92	0.18	0.76
NVNT	ac20	5700	Ant2	95.99	0.18	0.76
NVNT	ac20	5700	Ant3	95.99	0.18	0.76
NVNT	ac40	5510	Ant1	92.28	0.35	1.52
NVNT	ac40	5510	Ant2	92.29	0.35	1.52
NVNT	ac40	5510	Ant3	92.15	0.36	1.52
NVNT	ac40	5590	Ant1	92.29	0.35	1.52
NVNT	ac40	5590	Ant2	92.29	0.35	1.52
NVNT	ac40	5590	Ant3	92.28	0.35	1.52
NVNT	ac40	5670	Ant1	92.15	0.36	1.52
NVNT	ac40	5670	Ant2	92.29	0.35	1.52
NVNT	ac40	5670	Ant3	92.29	0.35	1.52
NVNT	ac80	5530	Ant1	85.3	0.69	3.08
NVNT	ac80	5530	Ant2	85.53	0.68	3.08
NVNT	ac80	5530	Ant3	85.56	0.68	3.07
NVNT	ac80	5610	Ant1	85.3	0.69	3.08
NVNT	ac80	5610	Ant2	85.3	0.69	3.08
NVNT	ac80	5610	Ant3	85.3	0.69	3.08
NVNT	ax160	5570	Ant1	84.42	0.74	3.36
NVNT	ax160	5570	Ant2	84.18	0.75	3.36
NVNT	ax160	5570	Ant3	84.18	0.75	3.36
NVNT	ax20	5500	Ant1	84.99	0.71	3.15
NVNT	ax20	5500	Ant2	84.99	0.71	3.15
NVNT	ax20	5500	Ant3	84.99	0.71	3.15
NVNT	ax20	5600	Ant1	84.99	0.71	3.15
NVNT	ax20	5600	Ant2	84.99	0.71	3.15
NVNT	ax20	5600	Ant3	85.25	0.69	3.14
NVNT	ax20	5700	Ant1	84.99	0.71	3.15
NVNT	ax20	5700	Ant2	84.99	0.71	3.15
NVNT	ax20	5700	Ant3	85.25	0.69	3.14
NVNT	ax40	5510	Ant1	84.82	0.72	3.19
NVNT	ax40	5510	Ant2	84.82	0.72	3.19
NVNT	ax40	5510	Ant3	84.82	0.72	3.19
NVNT	ax40	5590	Ant1	84.86	0.71	3.18
NVNT	ax40	5590	Ant2	85.09	0.7	3.18
NVNT	ax40	5590	Ant3	84.82	0.72	3.19
NVNT	ax40	5670	Ant1	85.09	0.7	3.18
NVNT	ax40	5670	Ant2	85.05	0.7	3.19
NVNT	ax40	5670	Ant3	84.82	0.72	3.19
NVNT	ax80	5530	Ant1	84.18	0.75	3.36
NVNT	ax80	5530	Ant2	84.46	0.73	3.34
NVNT	ax80	5530	Ant3	99.3	0	3.53
NVNT	ax80	5610	Ant1	84.46	0.73	3.34
NVNT	ax80	5610	Ant2	84.46	0.73	3.34
NVNT	ax80	5610	Ant3	84.18	0.75	3.36
NVNT	a	5745	Ant1	98.01	0	0.36
NVNT	a	5745	Ant2	98.01	0	0.36
NVNT	a	5745	Ant3	98.01	0	0.36
NVNT	a	5785	Ant1	98.01	0	0.36
NVNT	a	5785	Ant2	98.01	0	0.36
NVNT	a	5785	Ant3	98.01	0	0.36
NVNT	a	5825	Ant1	98.01	0	0.36
NVNT	a	5825	Ant2	97.98	0.09	0.36
NVNT	a	5825	Ant3	98.01	0	0.36

NVNT	n20	5745	Ant1	95.89	0.18	0.77
NVNT	n20	5745	Ant2	95.89	0.18	0.77
NVNT	n20	5745	Ant3	95.81	0.19	0.77
NVNT	n20	5785	Ant1	95.89	0.18	0.77
NVNT	n20	5785	Ant2	95.89	0.18	0.77
NVNT	n20	5785	Ant3	95.89	0.18	0.77
NVNT	n20	5825	Ant1	95.81	0.19	0.77
NVNT	n20	5825	Ant2	95.89	0.18	0.77
NVNT	n20	5825	Ant3	95.89	0.18	0.77
NVNT	n40	5755	Ant1	92.2	0.35	1.54
NVNT	n40	5755	Ant2	92.19	0.35	1.54
NVNT	n40	5755	Ant3	92.2	0.35	1.54
NVNT	n40	5795	Ant1	92.2	0.35	1.54
NVNT	n40	5795	Ant2	92.06	0.36	1.54
NVNT	n40	5795	Ant3	92.06	0.36	1.54
NVNT	ac20	5745	Ant1	95.92	0.18	0.76
NVNT	ac20	5745	Ant2	95.92	0.18	0.76
NVNT	ac20	5745	Ant3	95.92	0.18	0.76
NVNT	ac20	5785	Ant1	95.92	0.18	0.76
NVNT	ac20	5785	Ant2	95.92	0.18	0.76
NVNT	ac20	5785	Ant3	95.92	0.18	0.76
NVNT	ac20	5825	Ant1	95.92	0.18	0.76
NVNT	ac20	5825	Ant2	95.92	0.18	0.76
NVNT	ac20	5825	Ant3	95.85	0.18	0.76
NVNT	ac40	5755	Ant1	92.15	0.36	1.52
NVNT	ac40	5755	Ant2	92.16	0.35	1.52
NVNT	ac40	5755	Ant3	92.29	0.35	1.52
NVNT	ac40	5795	Ant1	92.29	0.35	1.52
NVNT	ac40	5795	Ant2	92.15	0.36	1.52
NVNT	ac40	5795	Ant3	92.15	0.36	1.52
NVNT	ac80	5775	Ant1	85.56	0.68	3.07
NVNT	ac80	5775	Ant2	85.56	0.68	3.07
NVNT	ac80	5775	Ant3	85.53	0.68	3.08
NVNT	ax20	5745	Ant1	84.99	0.71	3.15
NVNT	ax20	5745	Ant2	84.99	0.71	3.15
NVNT	ax20	5745	Ant3	84.99	0.71	3.15
NVNT	ax20	5785	Ant1	84.99	0.71	3.15
NVNT	ax20	5785	Ant2	84.95	0.71	3.16
NVNT	ax20	5785	Ant3	84.99	0.71	3.15
NVNT	ax20	5825	Ant1	84.99	0.71	3.15
NVNT	ax20	5825	Ant2	84.76	0.72	3.15
NVNT	ax20	5825	Ant3	84.99	0.71	3.15
NVNT	ax40	5755	Ant1	84.82	0.72	3.19
NVNT	ax40	5755	Ant2	84.82	0.72	3.19
NVNT	ax40	5755	Ant3	84.82	0.72	3.19
NVNT	ax40	5795	Ant1	84.82	0.72	3.19
NVNT	ax40	5795	Ant2	85.09	0.7	3.18
NVNT	ax40	5795	Ant3	85.09	0.7	3.18
NVNT	ax80	5775	Ant1	84.46	0.73	3.34
NVNT	ax80	5775	Ant2	84.18	0.75	3.36
NVNT	ax80	5775	Ant3	84.46	0.73	3.34

---------- The following blanks ----------

Test Graphs

Duty Cycle NVNT a 5180MHz Ant1

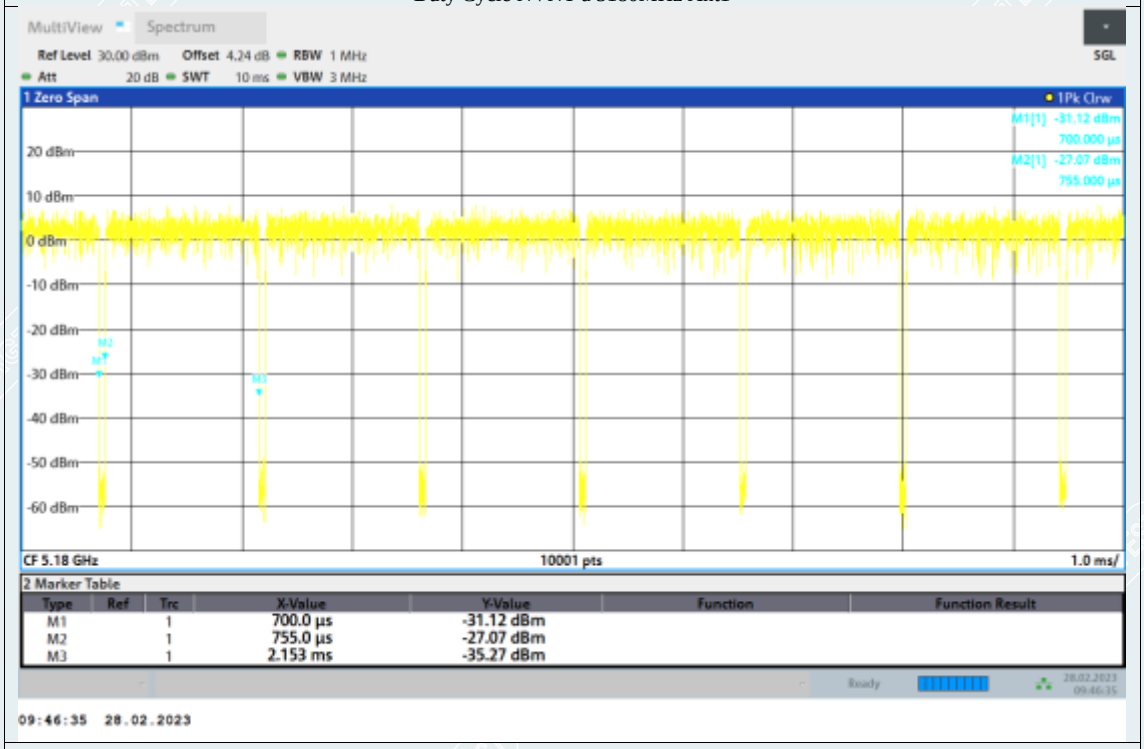

Duty Cycle NVNT a 5180MHz Ant2

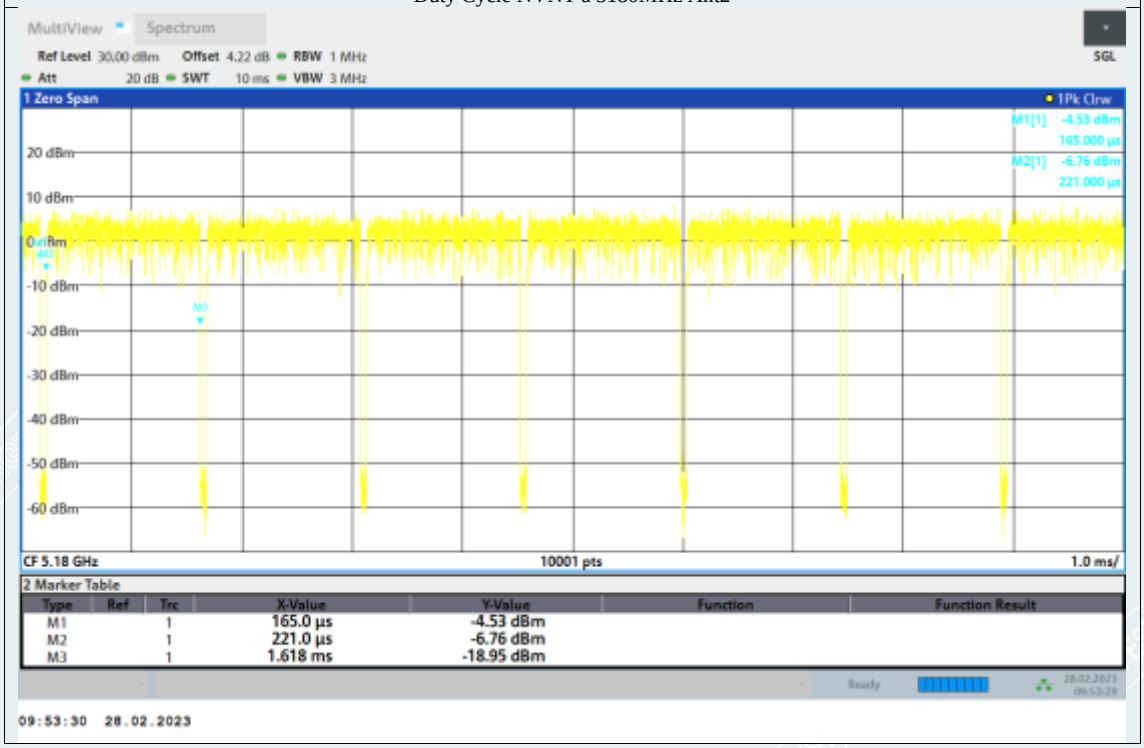

Duty Cycle NVNT a 5180MHz Ant3

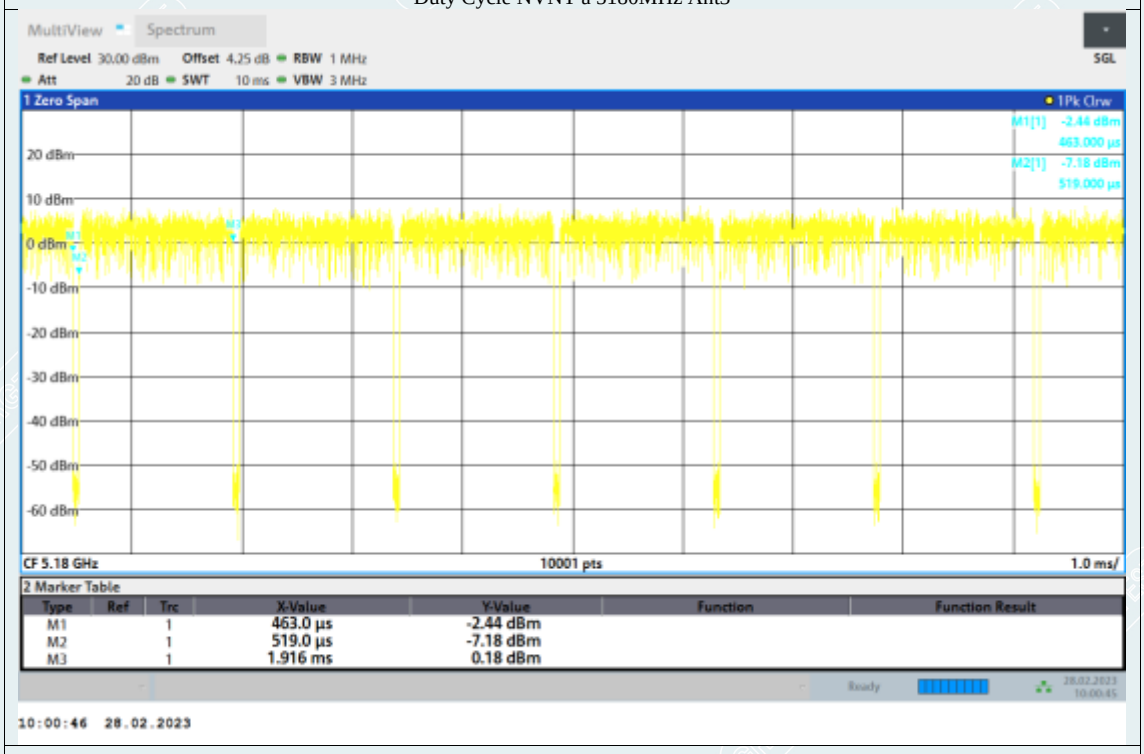

Duty Cycle NVNT a 5200MHz Ant1

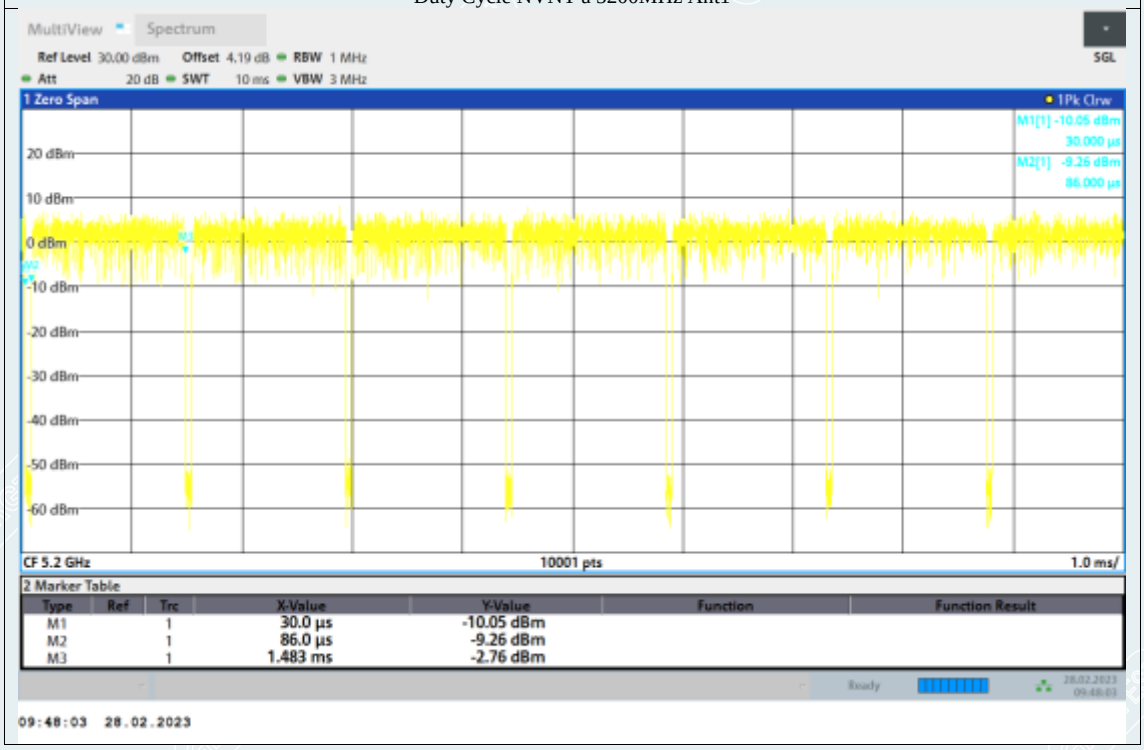

Duty Cycle NVNT a 5200MHz Ant2

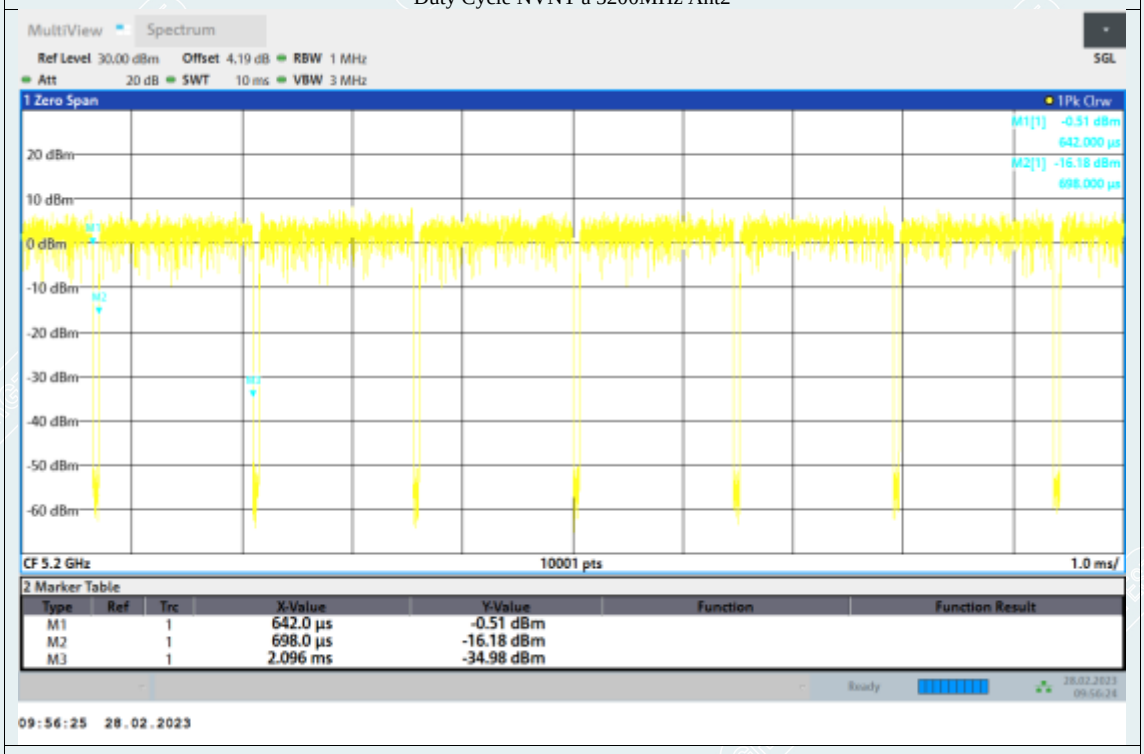

Duty Cycle NVNT a 5200MHz Ant3

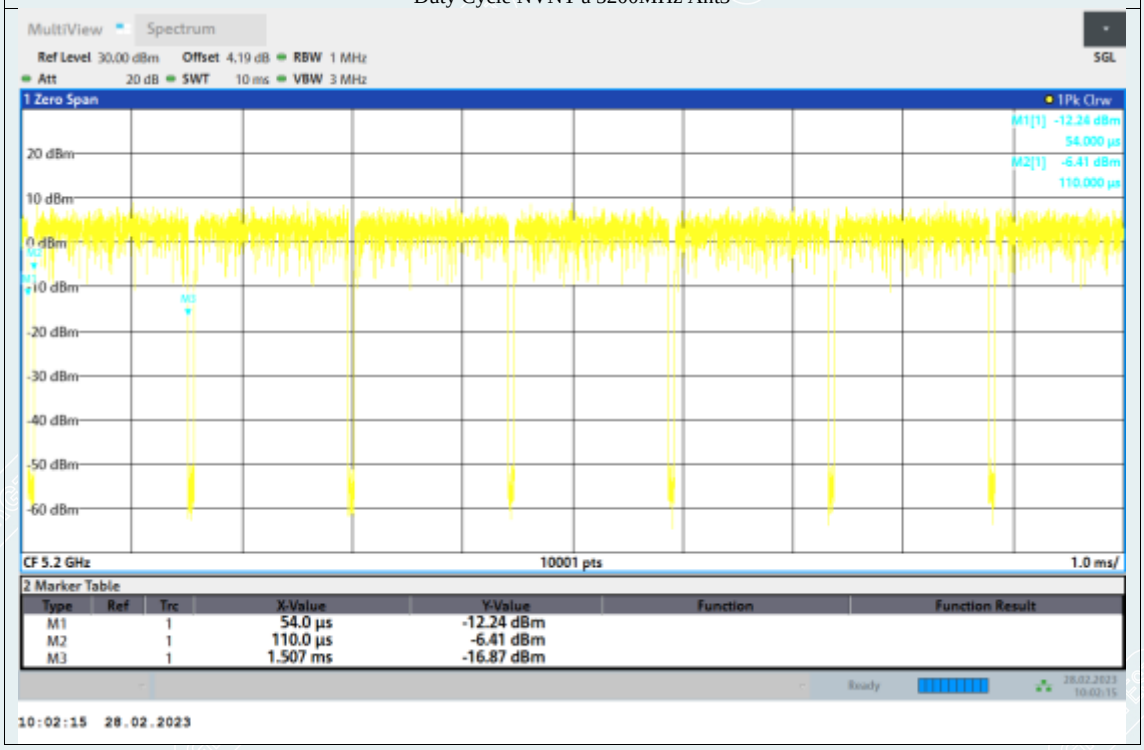

Duty Cycle NVNT a 5240MHz Ant1

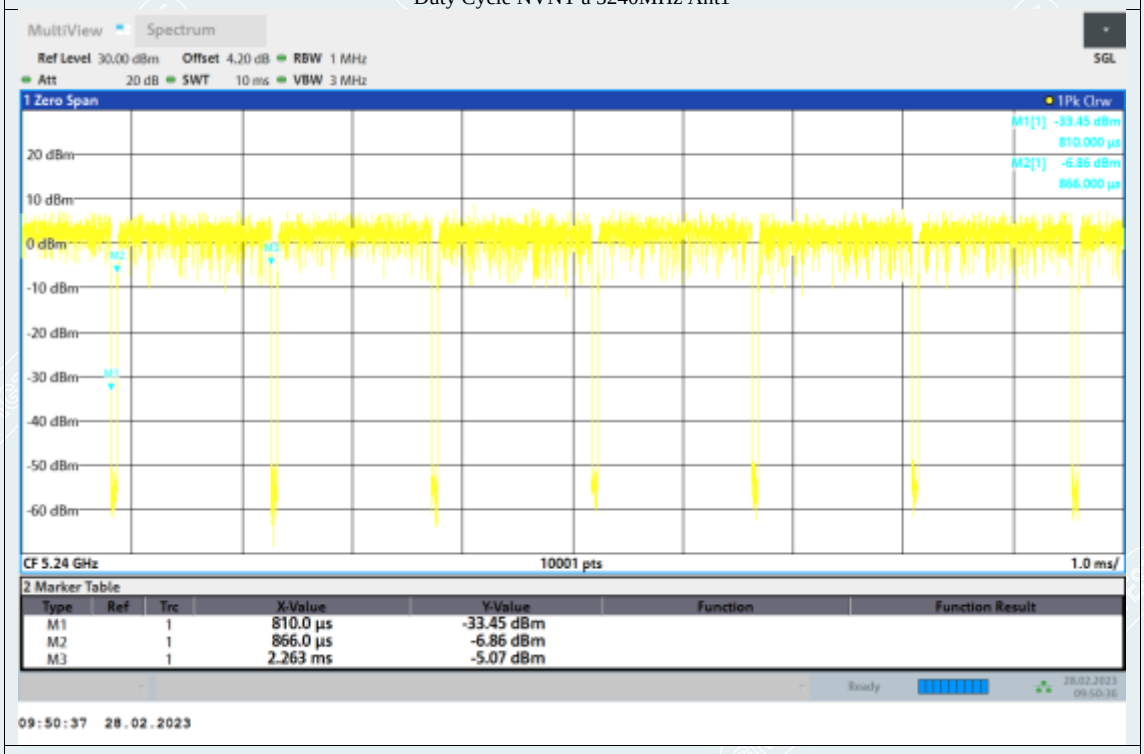

Duty Cycle NVNT a 5240MHz Ant2

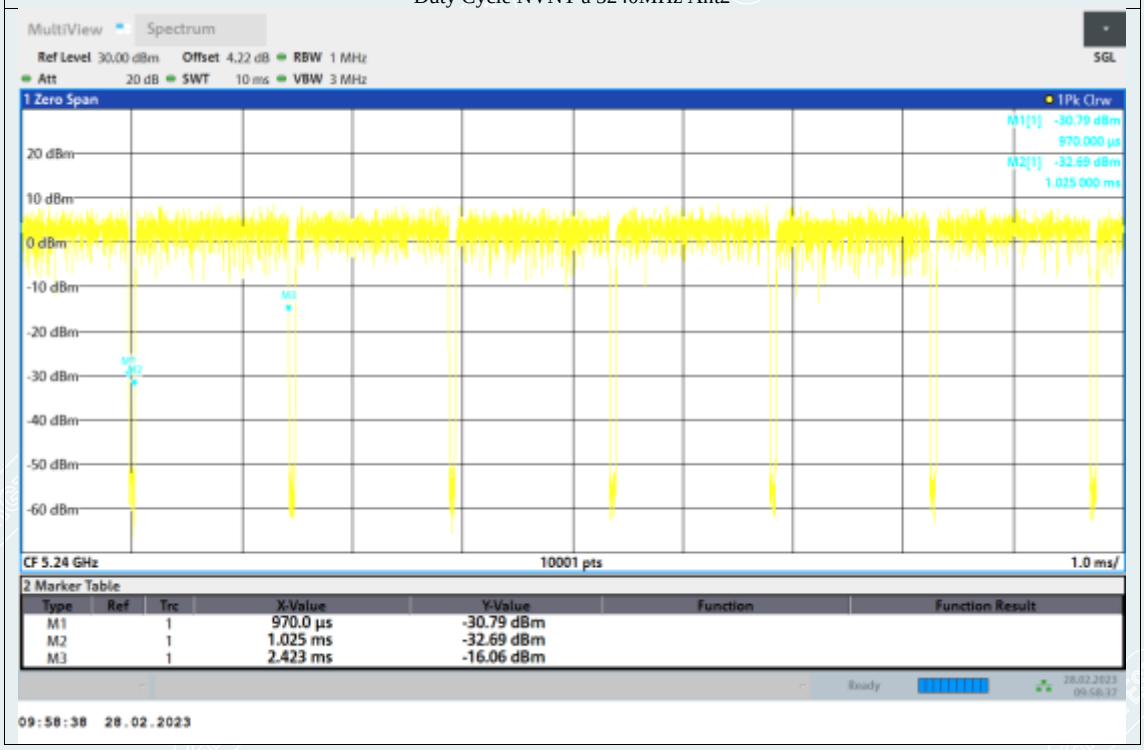

Duty Cycle NVNT a 5240MHz Ant3

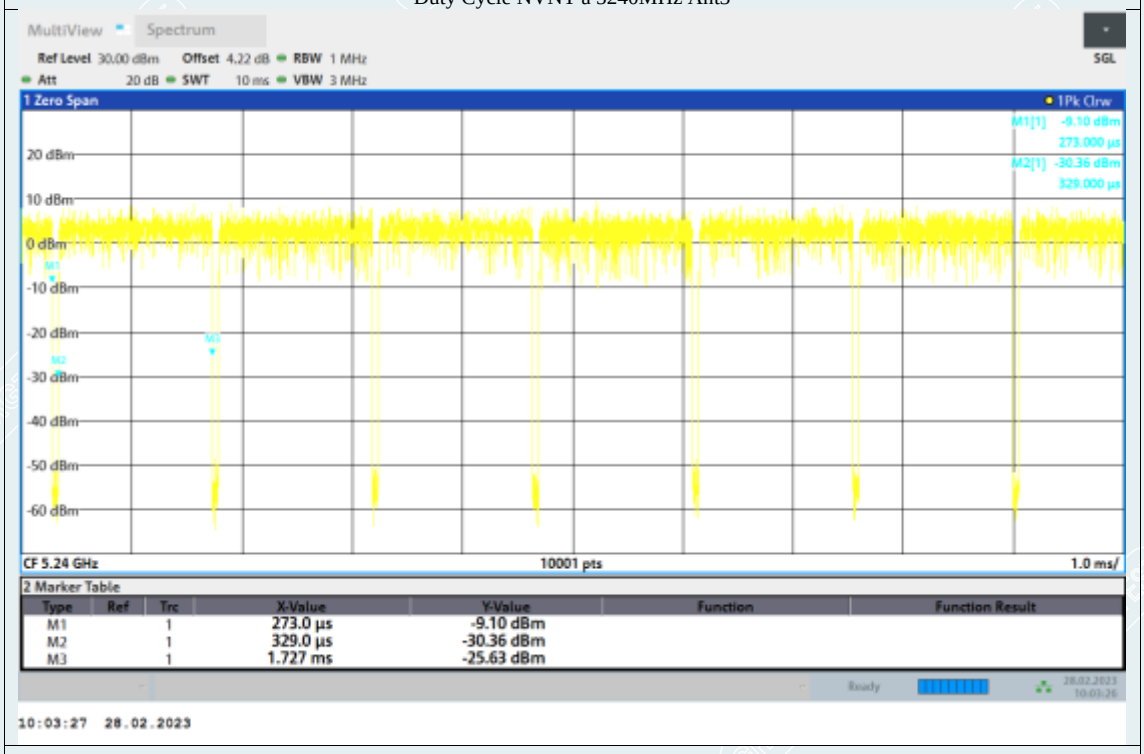

Duty Cycle NVNT n20 5180MHz Ant1

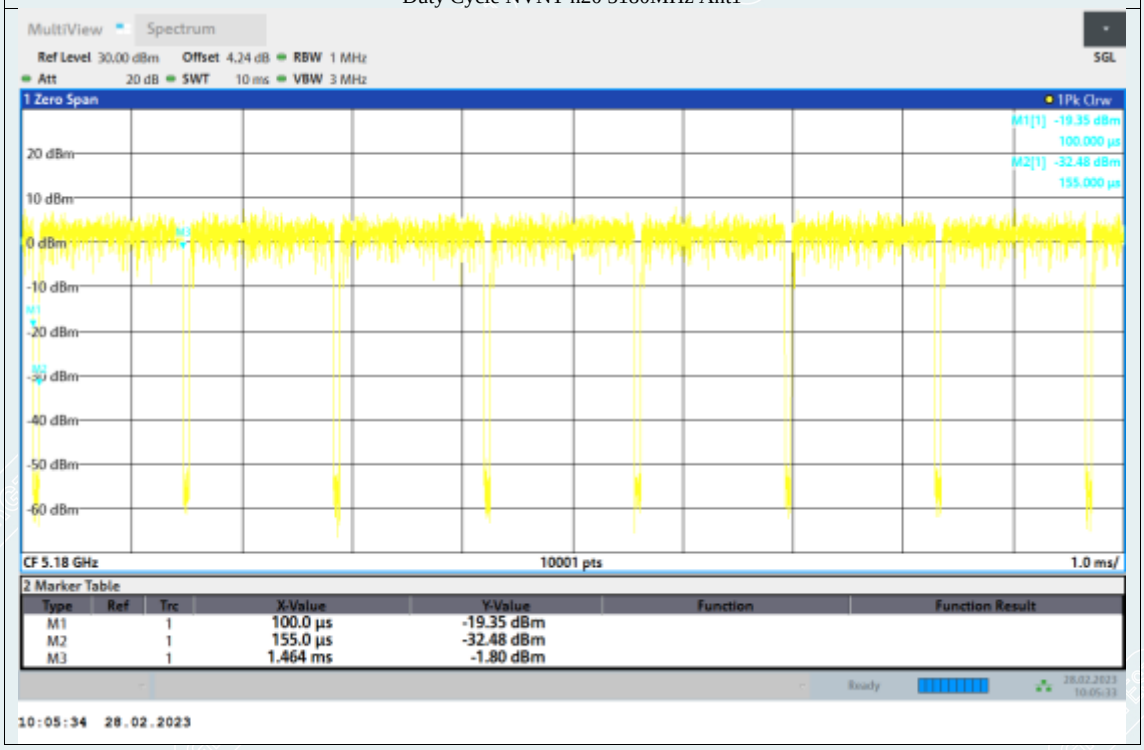

Duty Cycle NVNT n20 5180MHz Ant2

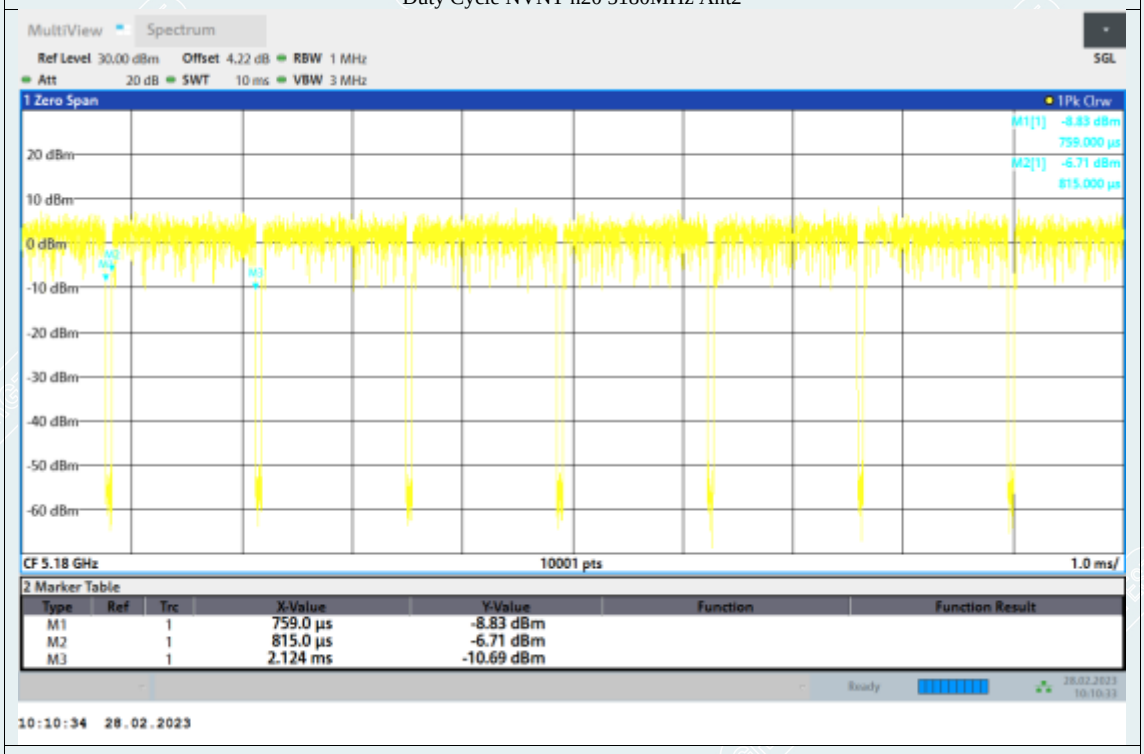

Duty Cycle NVNT n20 5180MHz Ant3

Duty Cycle NVNT n20 5200MHz Ant1

Duty Cycle NVNT n20 5200MHz Ant2

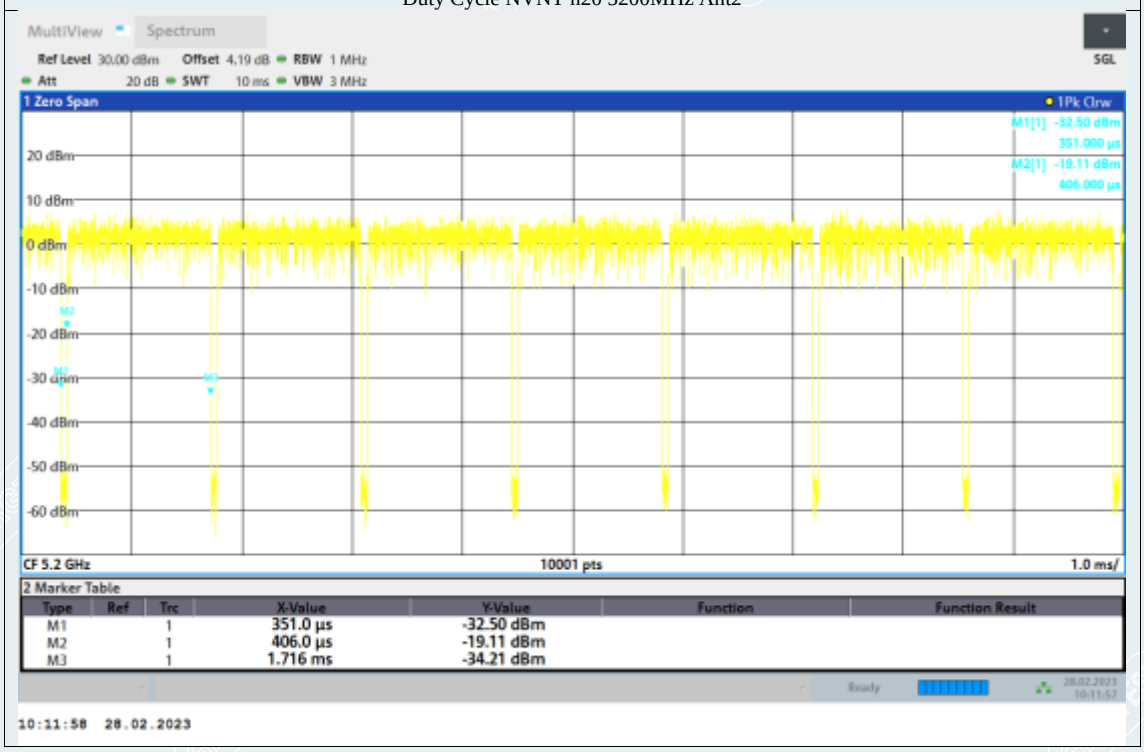

Duty Cycle NVNT n20 5200MHz Ant3

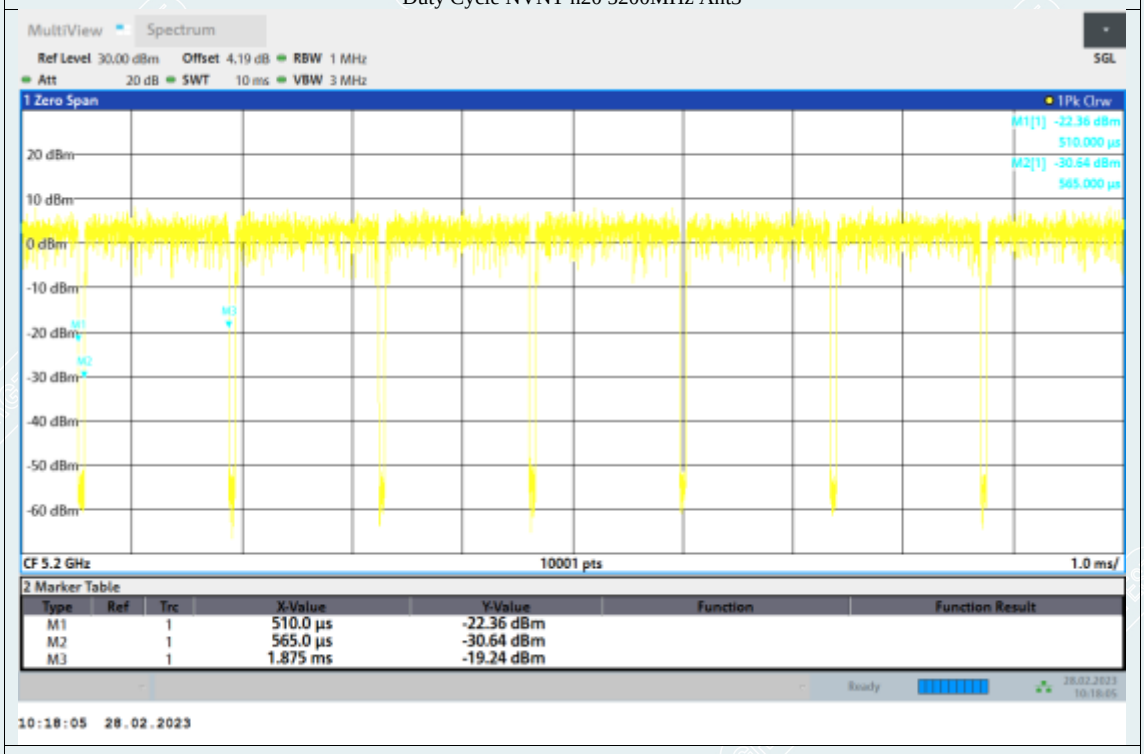

Duty Cycle NVNT n20 5240MHz Ant1

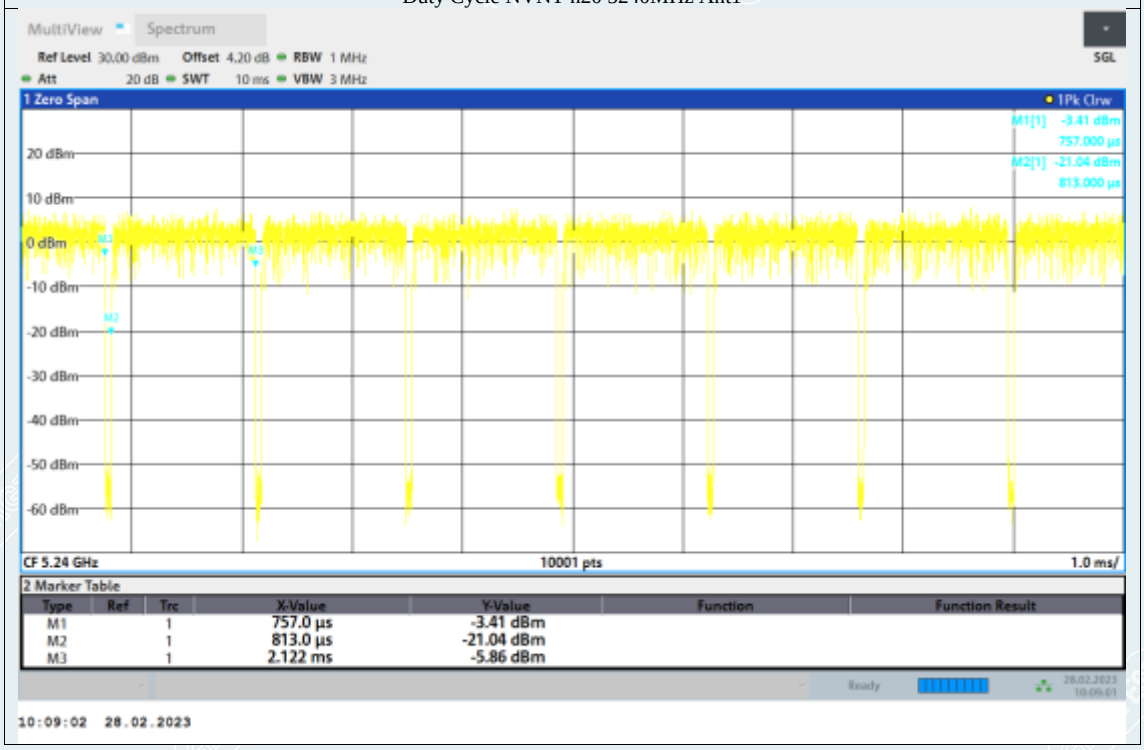

Duty Cycle NVNT n20 5240MHz Ant2

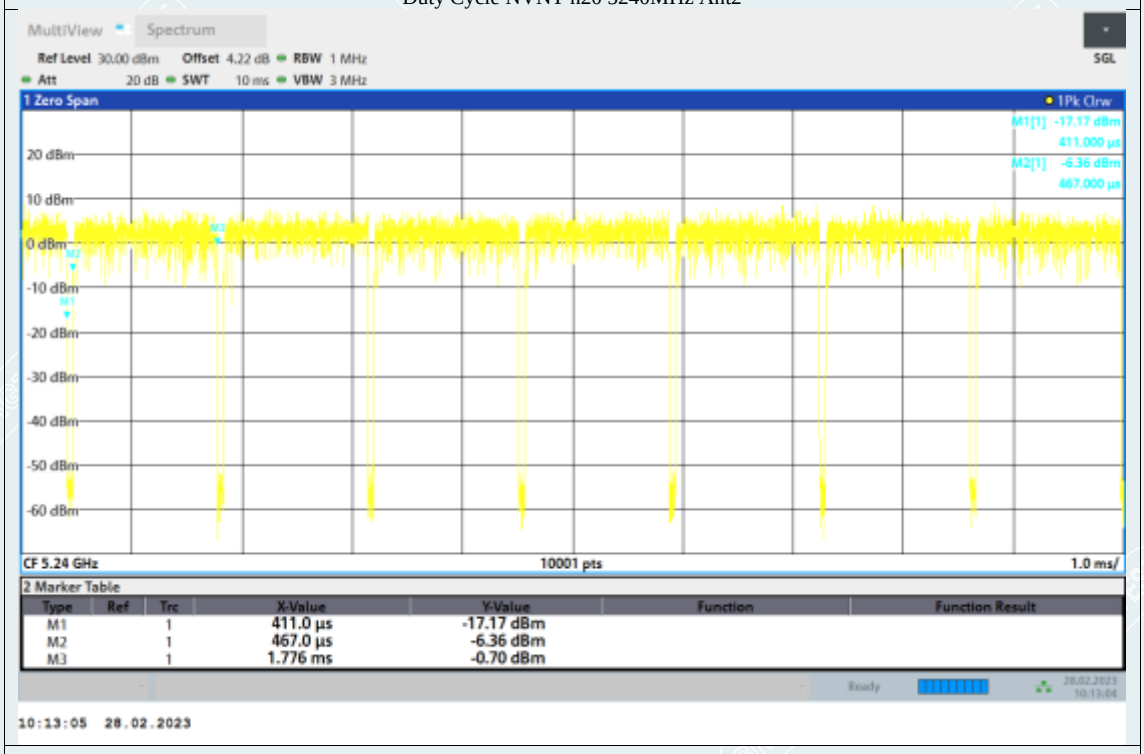

Duty Cycle NVNT n20 5240MHz Ant3

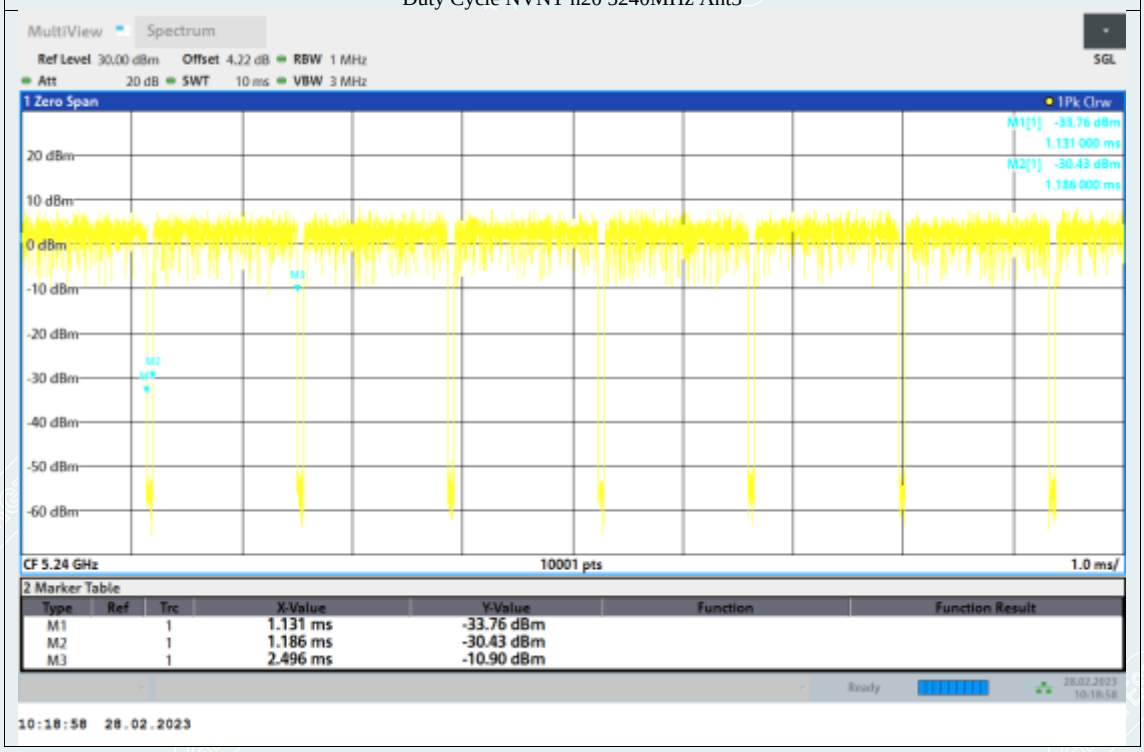

Duty Cycle NVNT n40 5190MHz Ant1

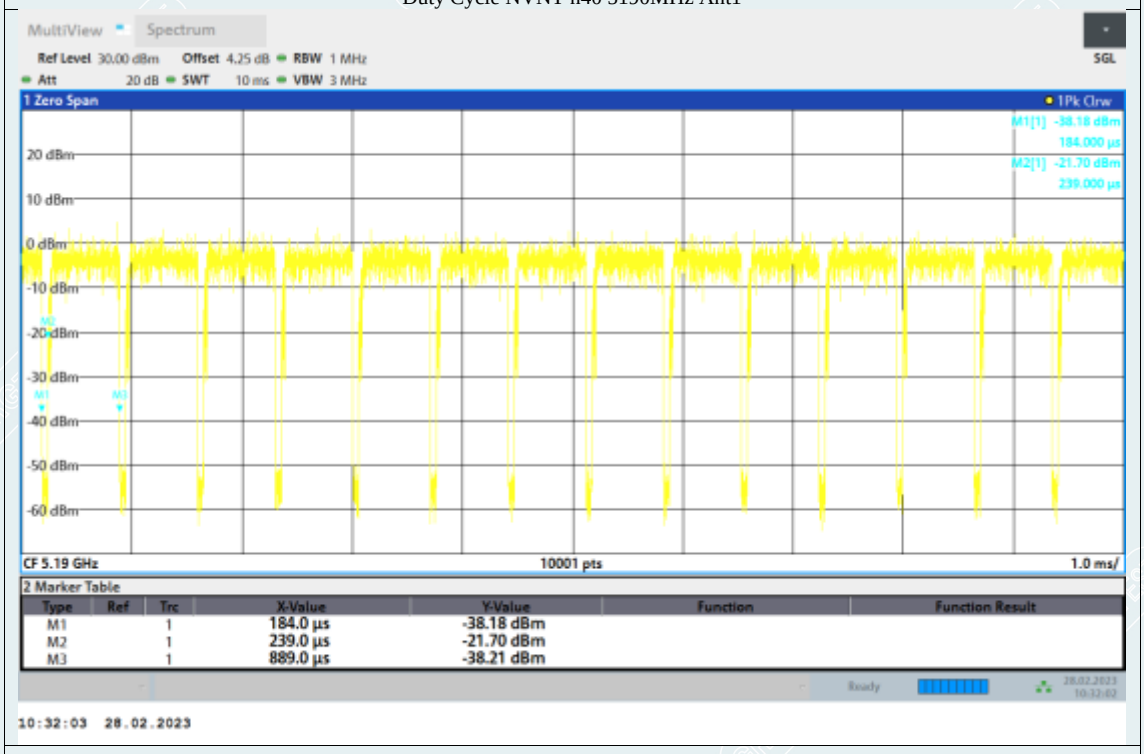

Duty Cycle NVNT n40 5190MHz Ant2

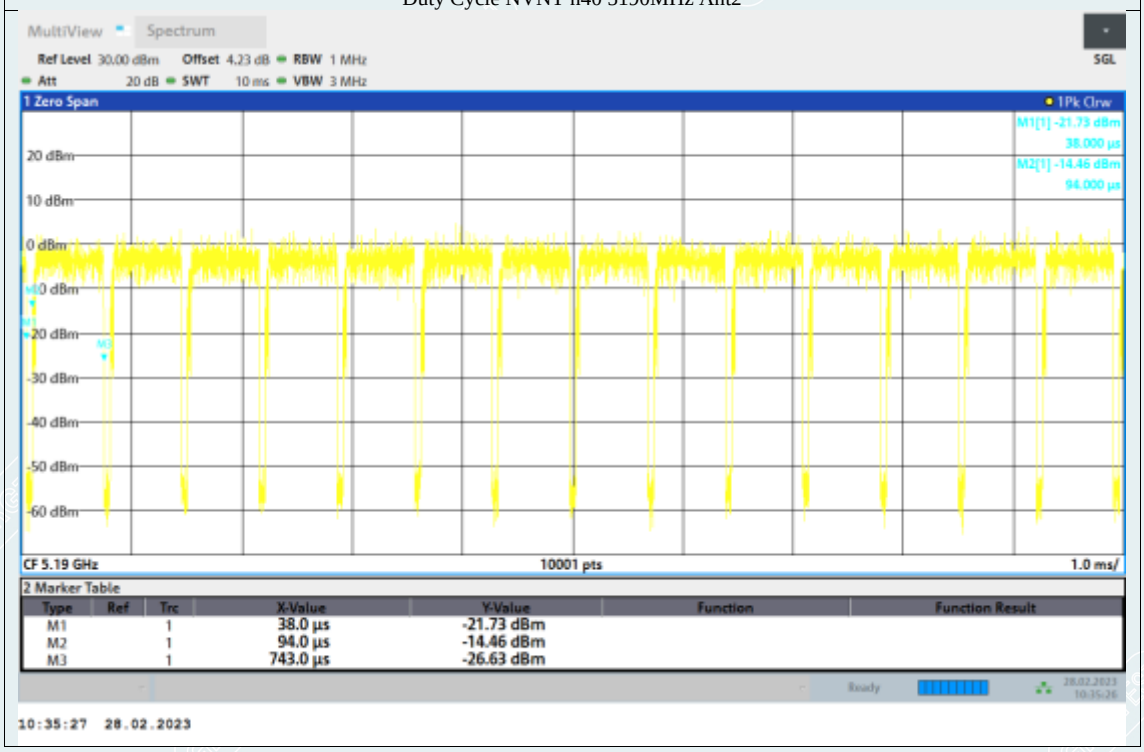

Duty Cycle NVNT n40 5190MHz Ant3

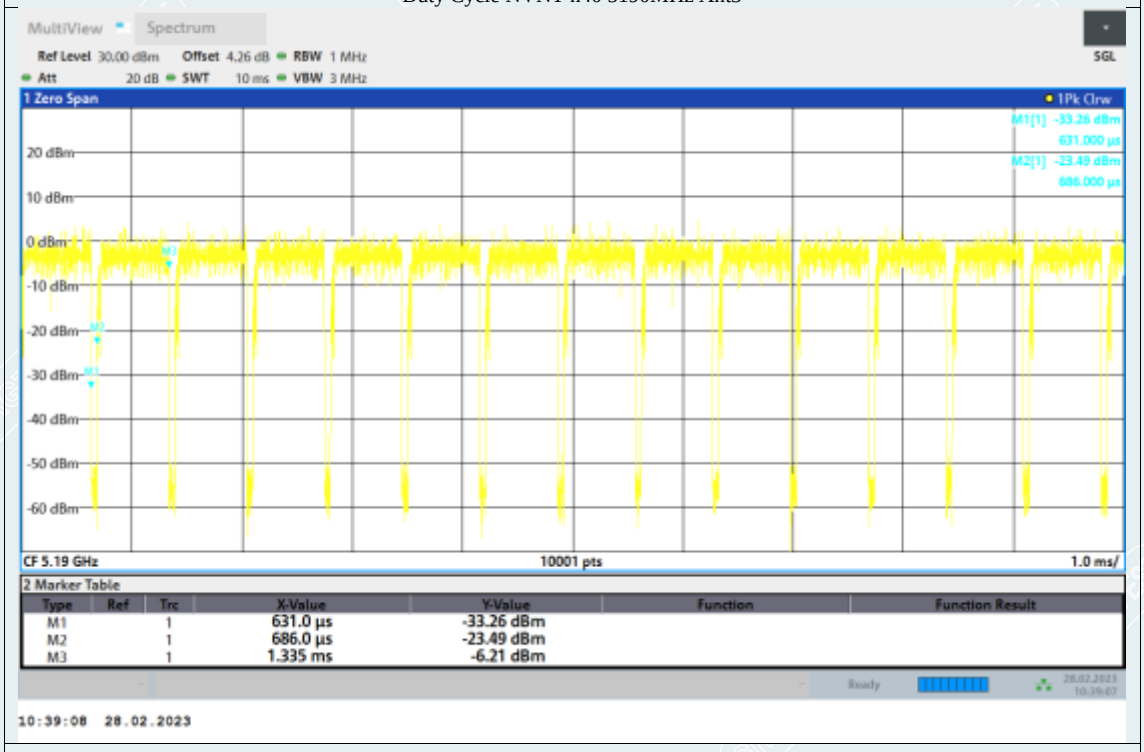

Duty Cycle NVNT n40 5230MHz Ant1

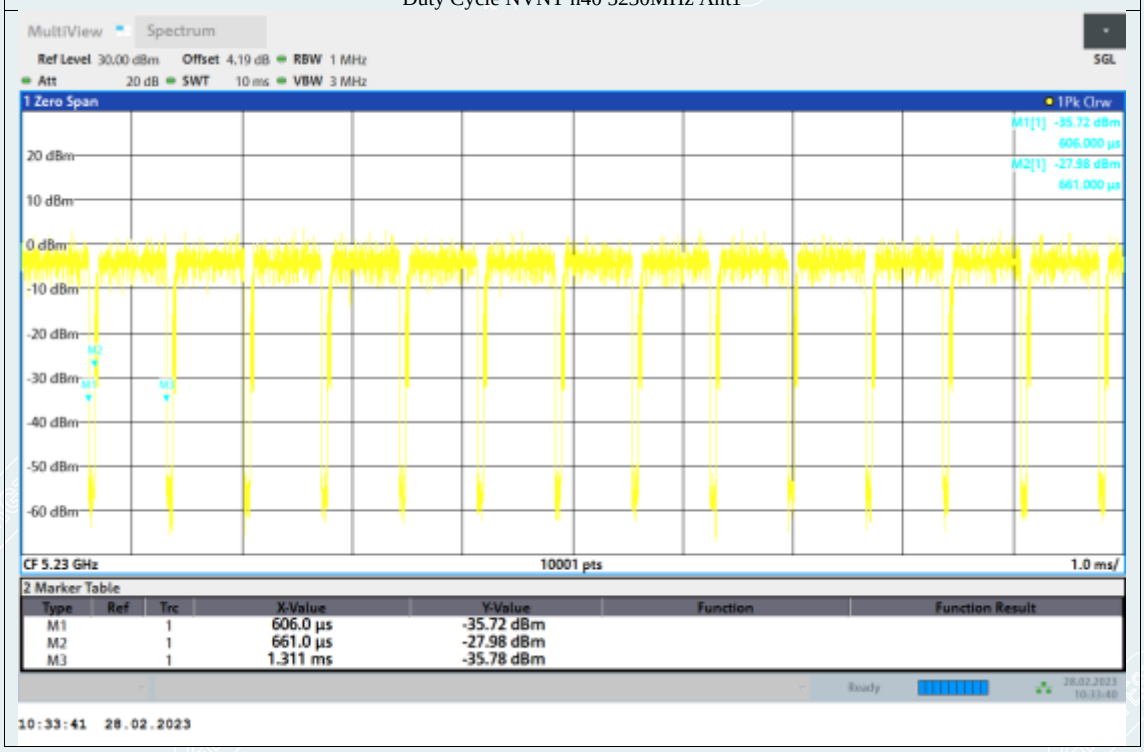

Duty Cycle NVNT n40 5230MHz Ant2

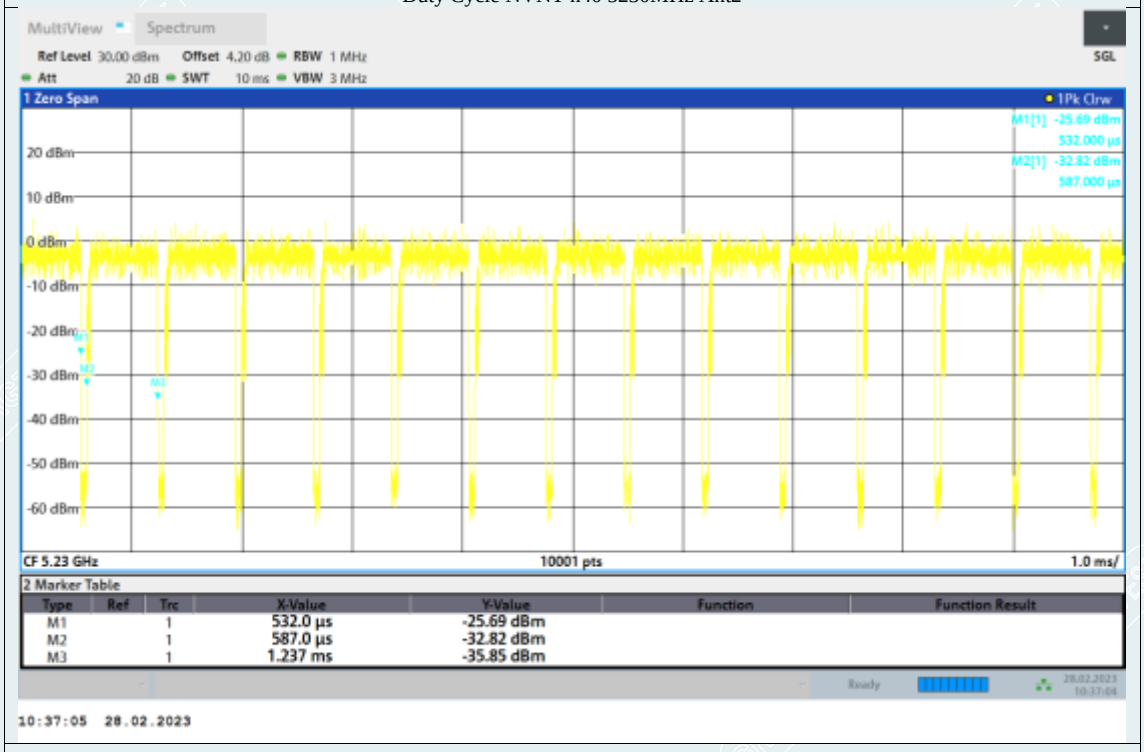

Duty Cycle NVNT n40 5230MHz Ant3

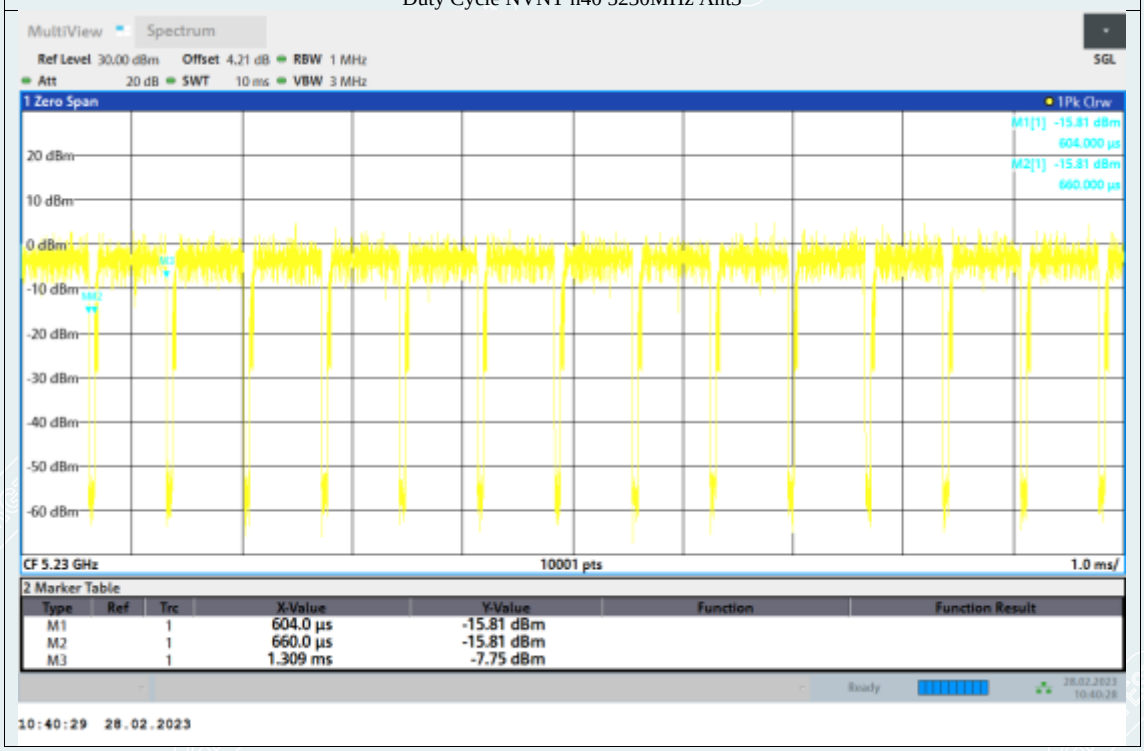

Duty Cycle NVNT ac20 5180MHz Ant1

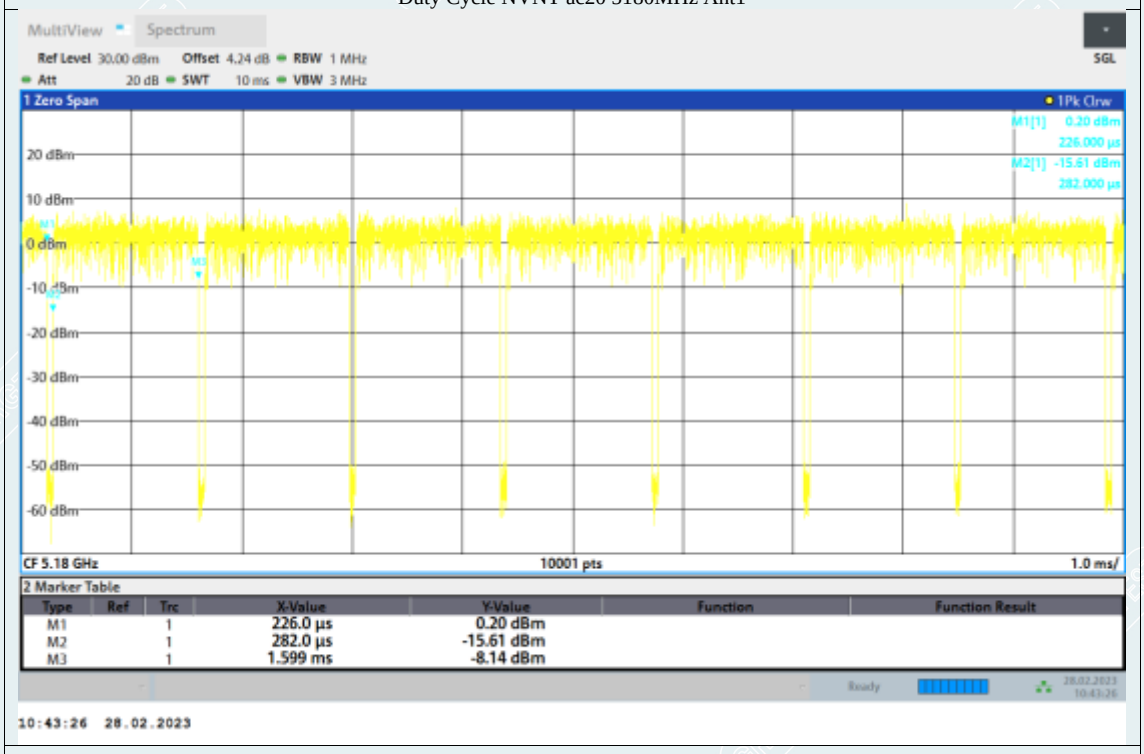

Duty Cycle NVNT ac20 5180MHz Ant2

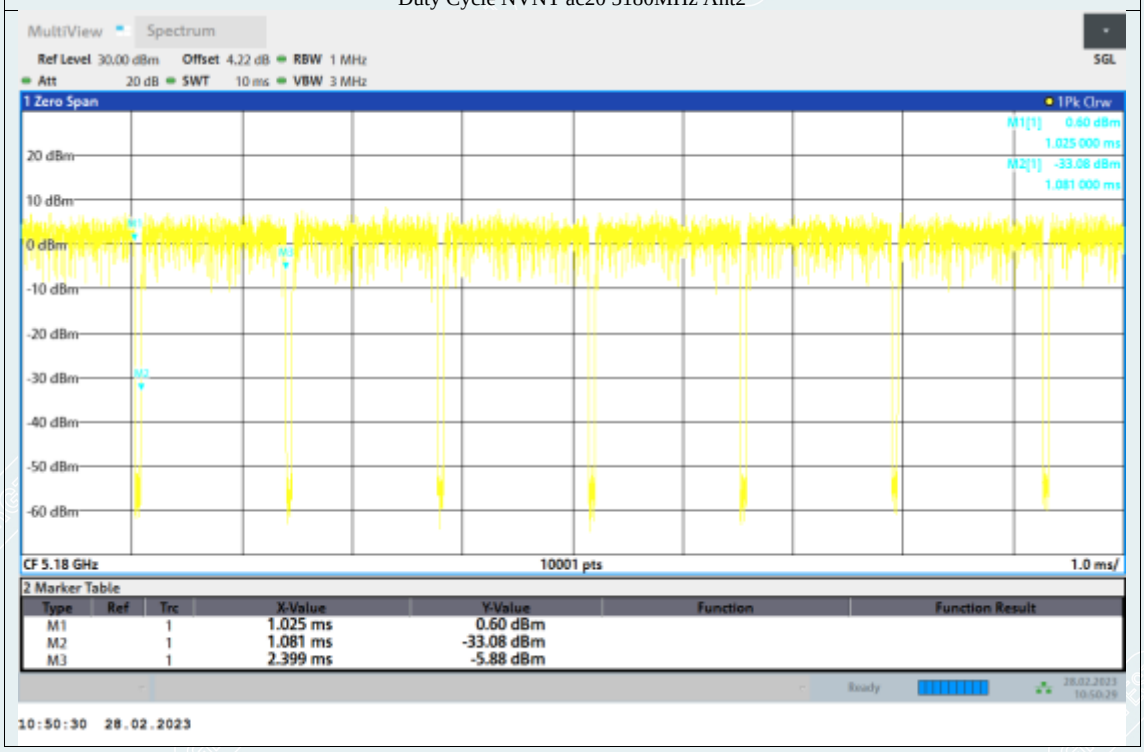

Duty Cycle NVNT ac20 5180MHz Ant3

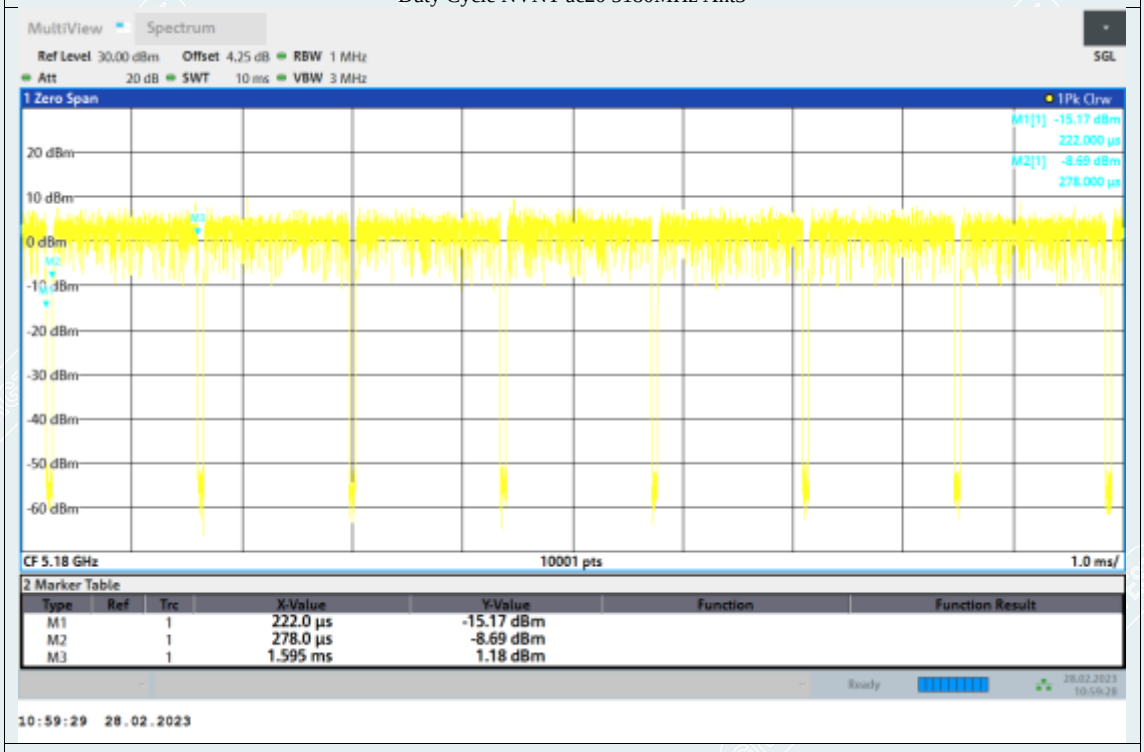

Duty Cycle NVNT ac20 5200MHz Ant1

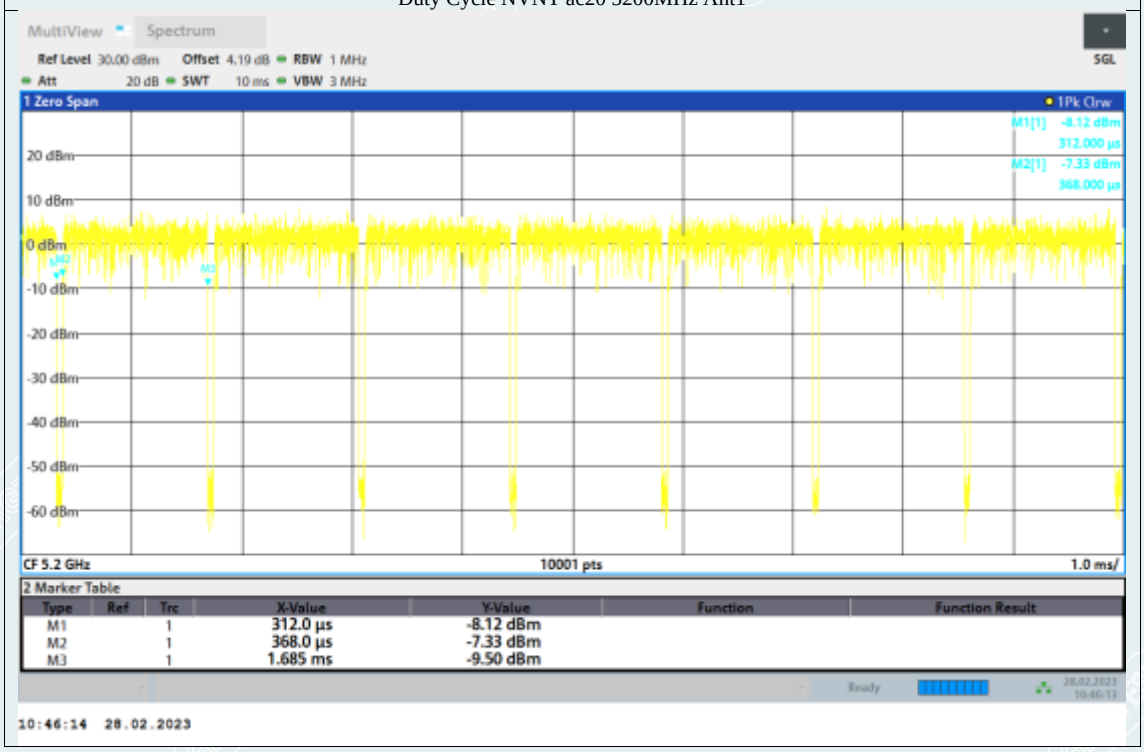

Duty Cycle NVNT ac20 5200MHz Ant2

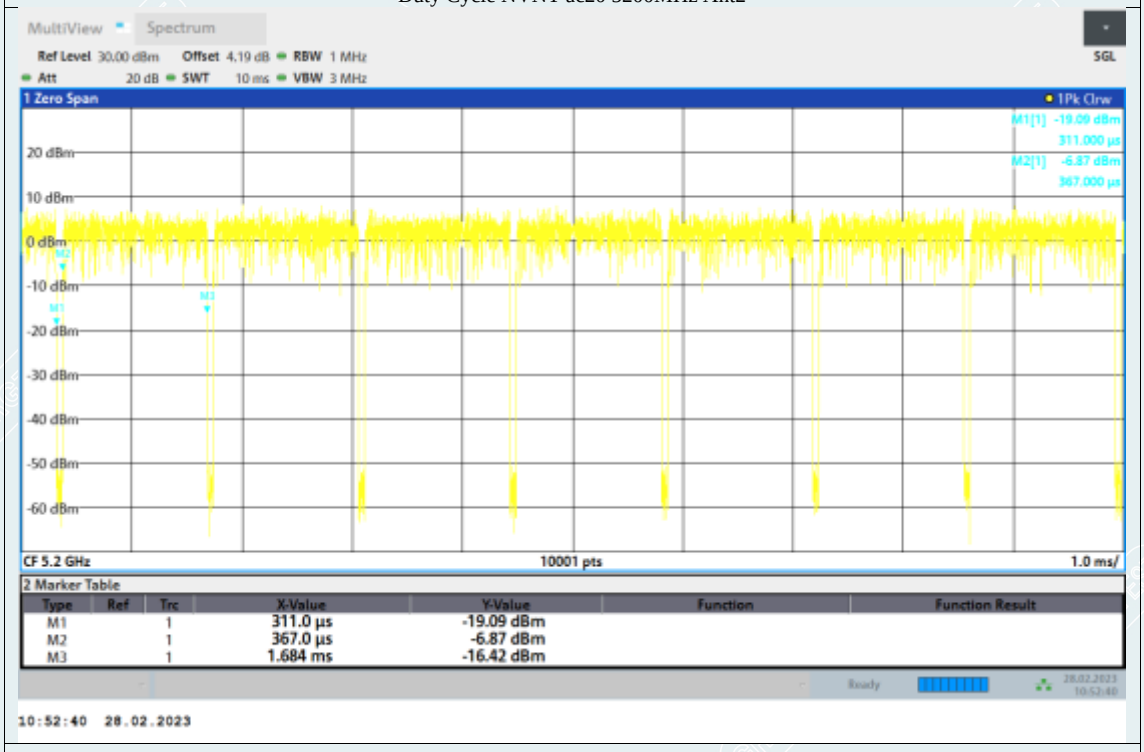

Duty Cycle NVNT ac20 5200MHz Ant3

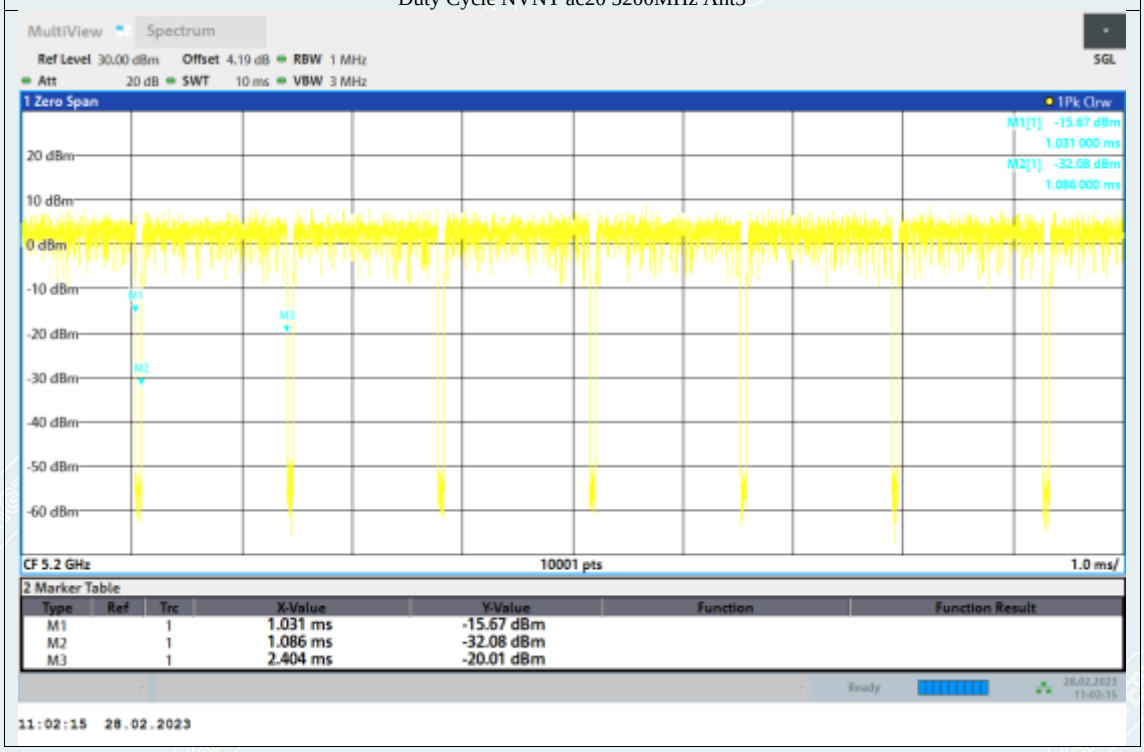

Duty Cycle NVNT ac20 5240MHz Ant1

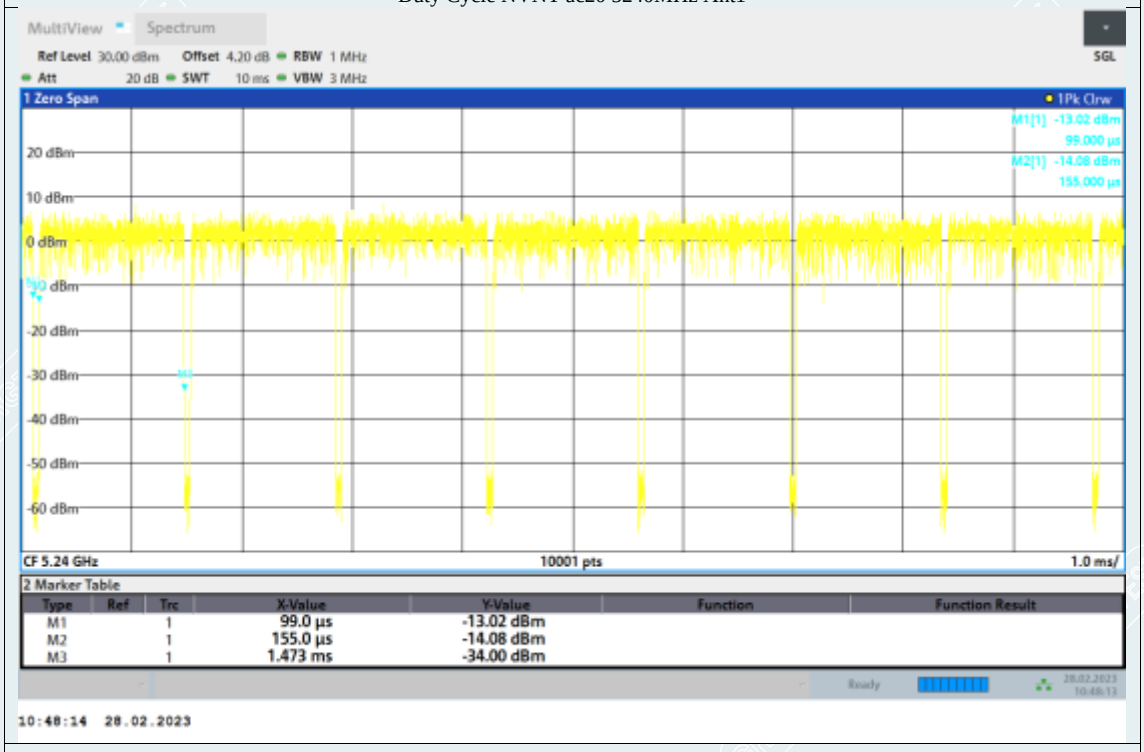

Duty Cycle NVNT ac20 5240MHz Ant2

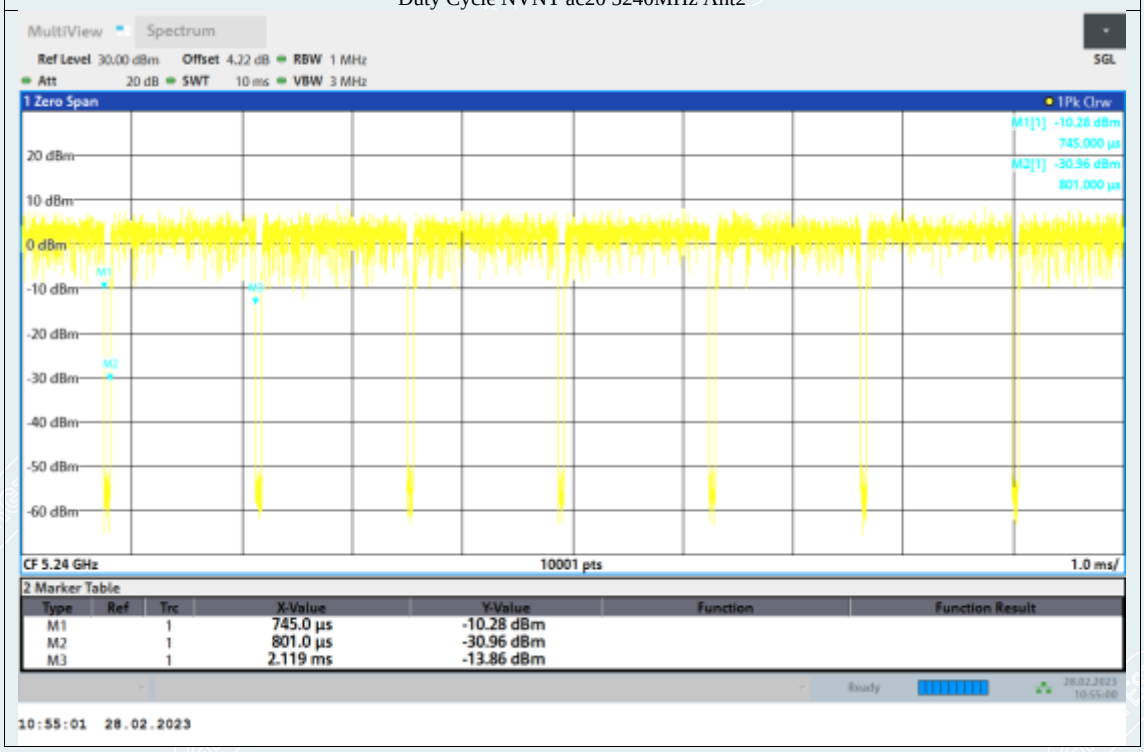

Duty Cycle NVNT ac20 5240MHz Ant3

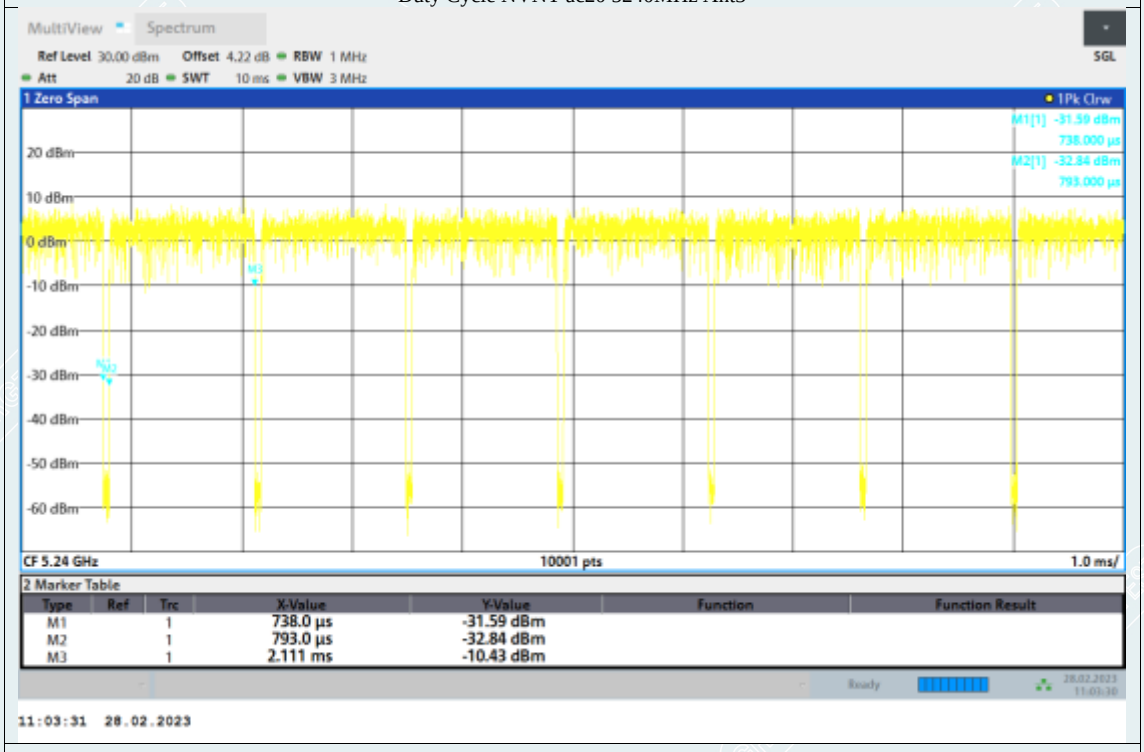

Duty Cycle NVNT ac40 5190MHz Ant1

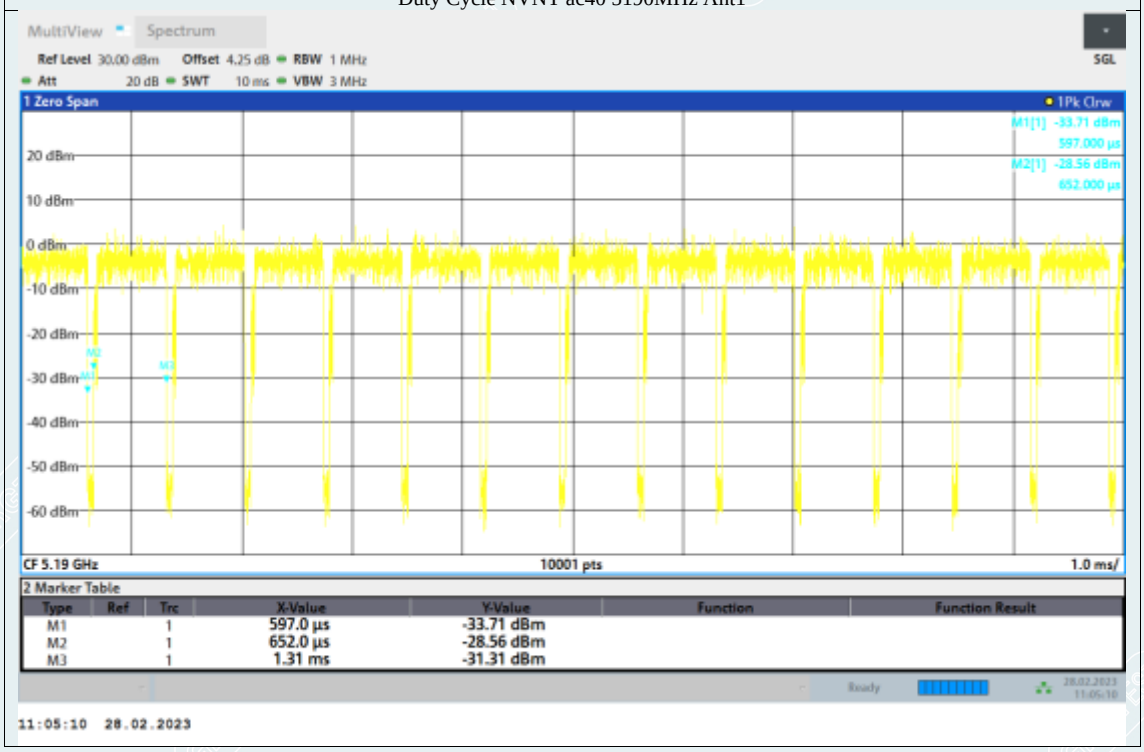

Duty Cycle NVNT ac40 5190MHz Ant2

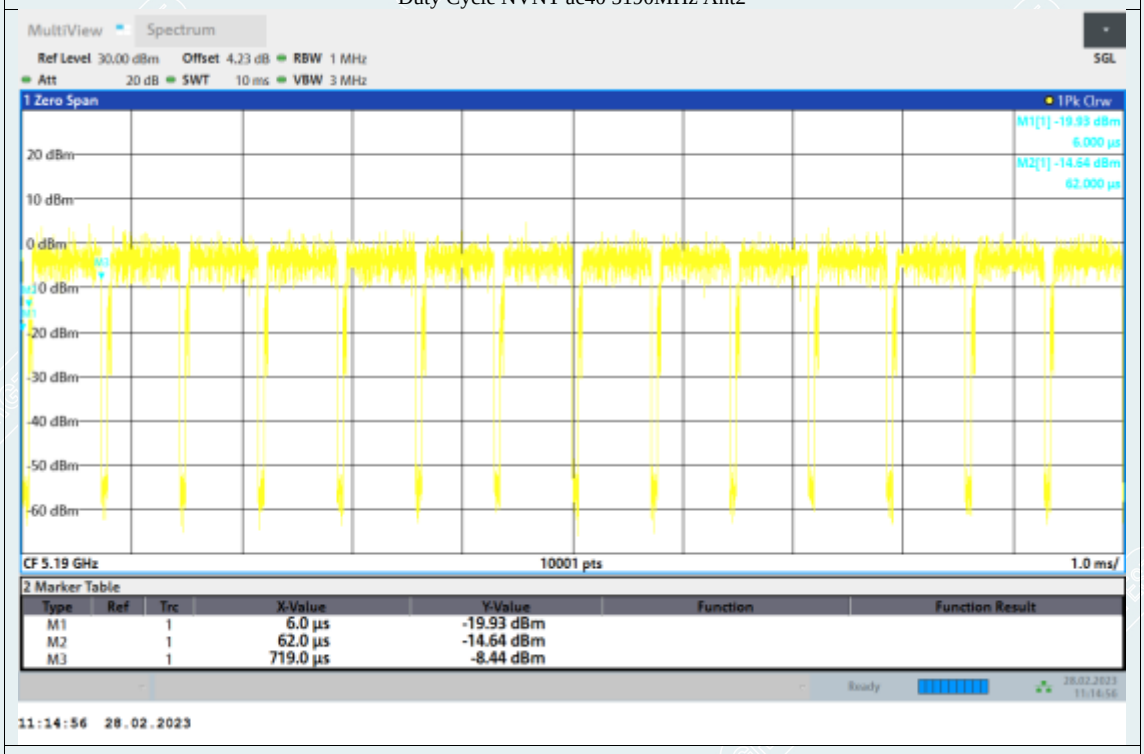

Duty Cycle NVNT ac40 5190MHz Ant3

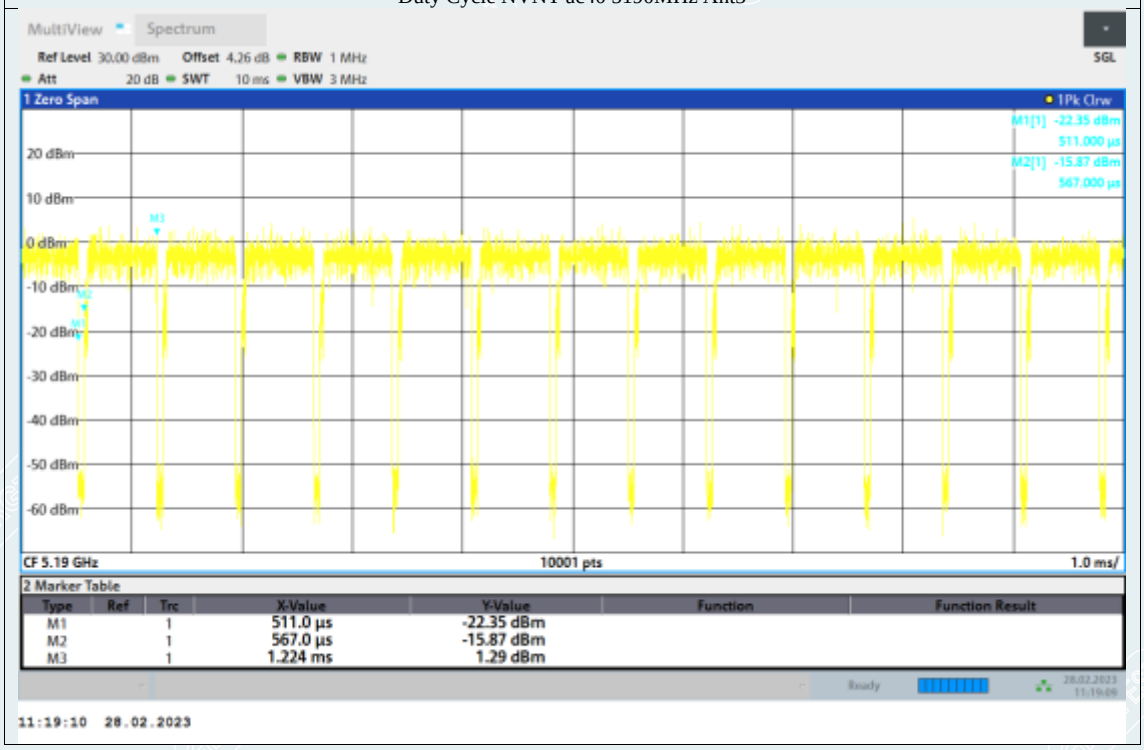

Duty Cycle NVNT ac40 5230MHz Ant1

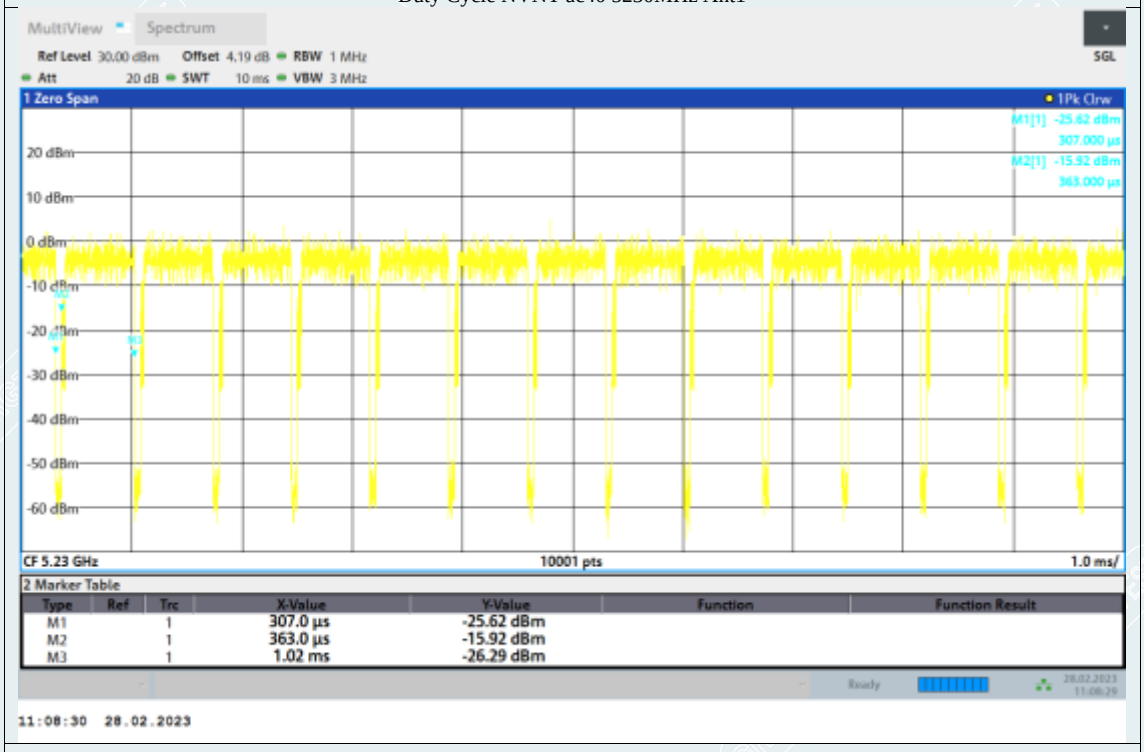

Duty Cycle NVNT ac40 5230MHz Ant2

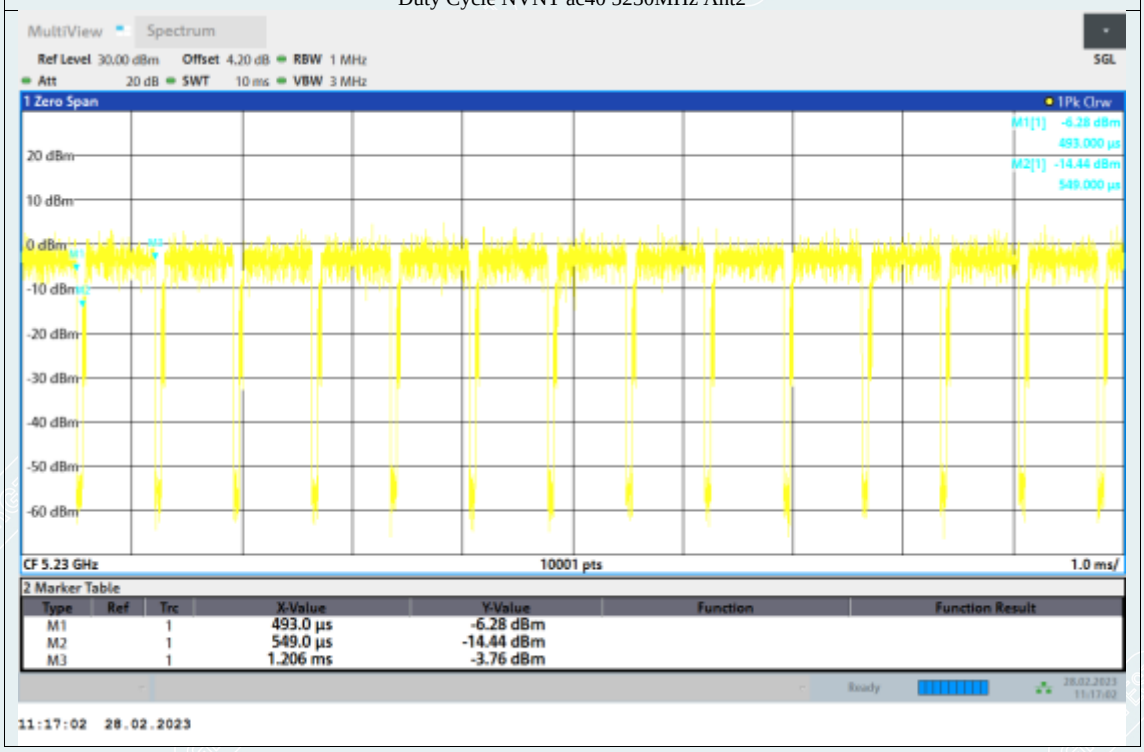

Duty Cycle NVNT ac40 5230MHz Ant3

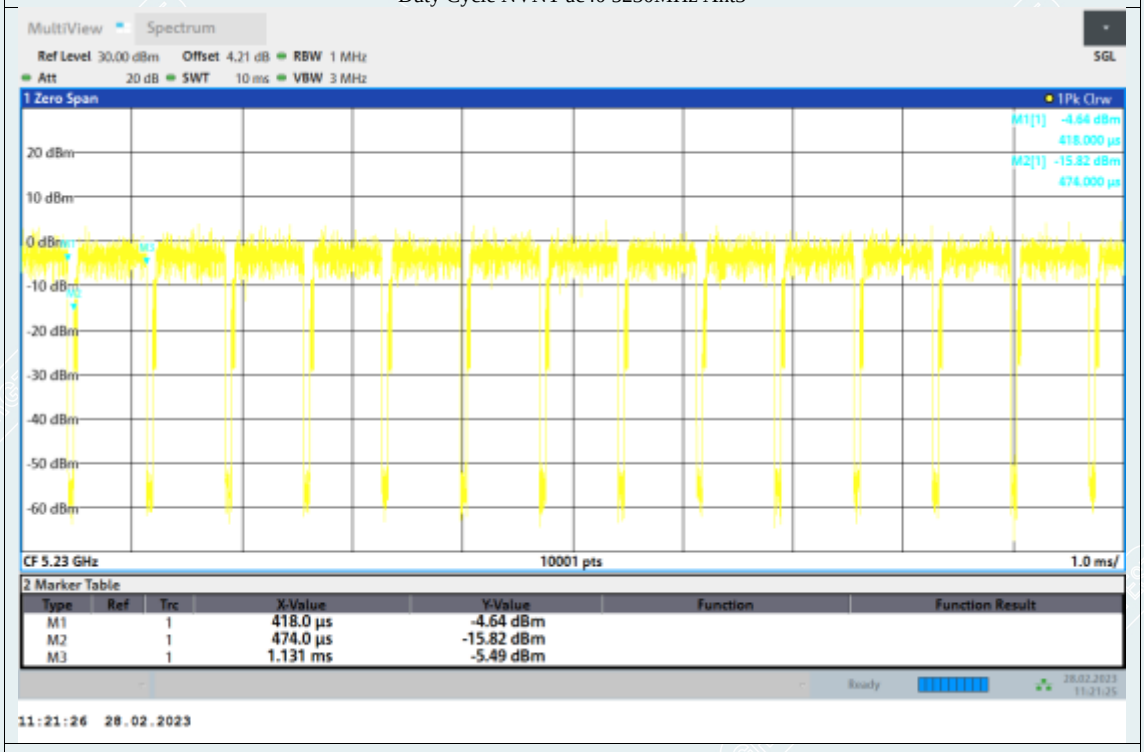

Duty Cycle NVNT ac80 5210MHz Ant1

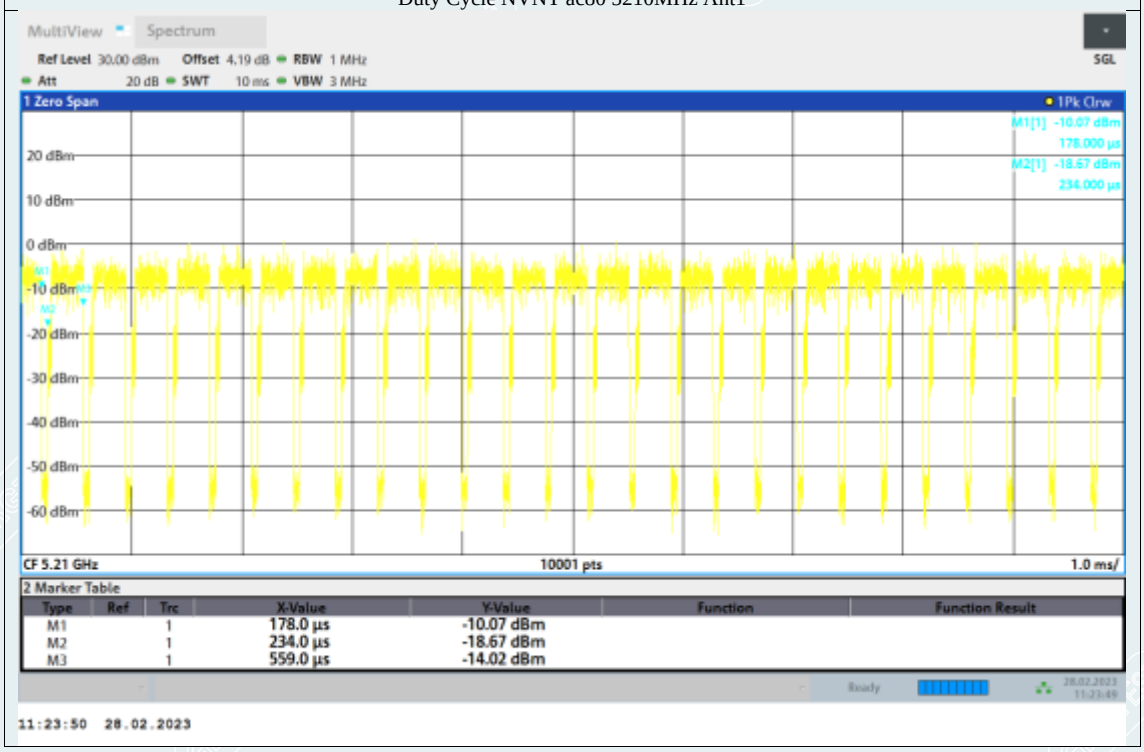

Duty Cycle NVNT ac80 5210MHz Ant2

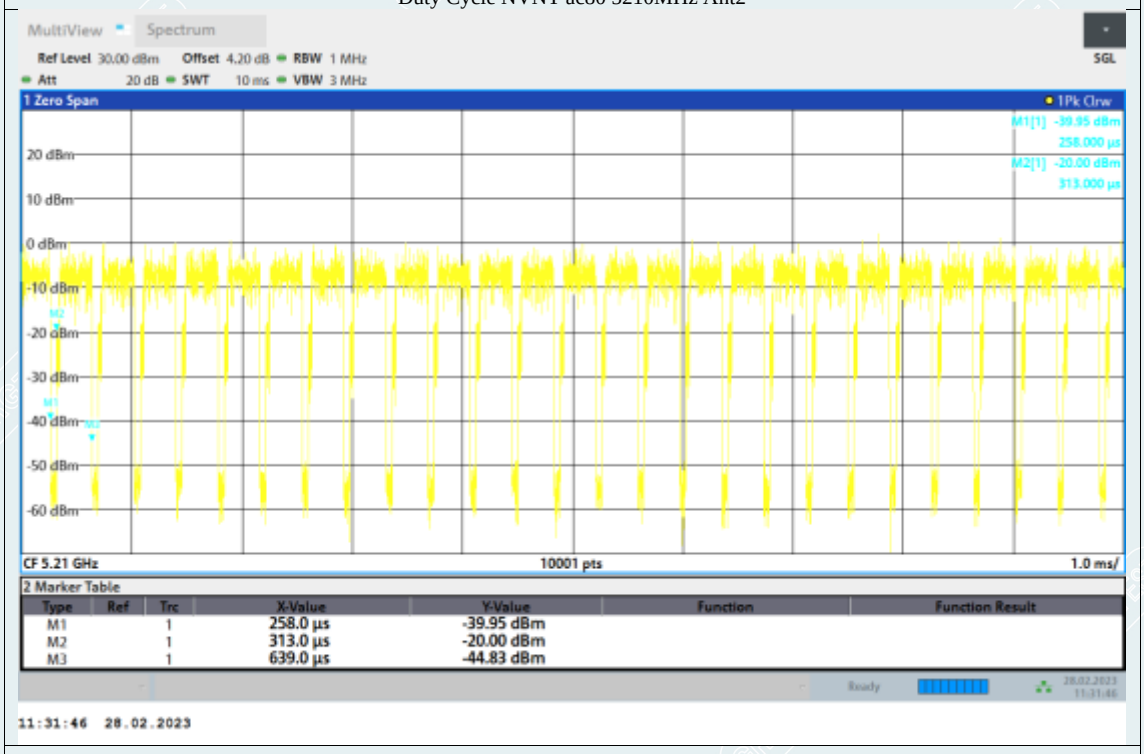

Duty Cycle NVNT ac80 5210MHz Ant3

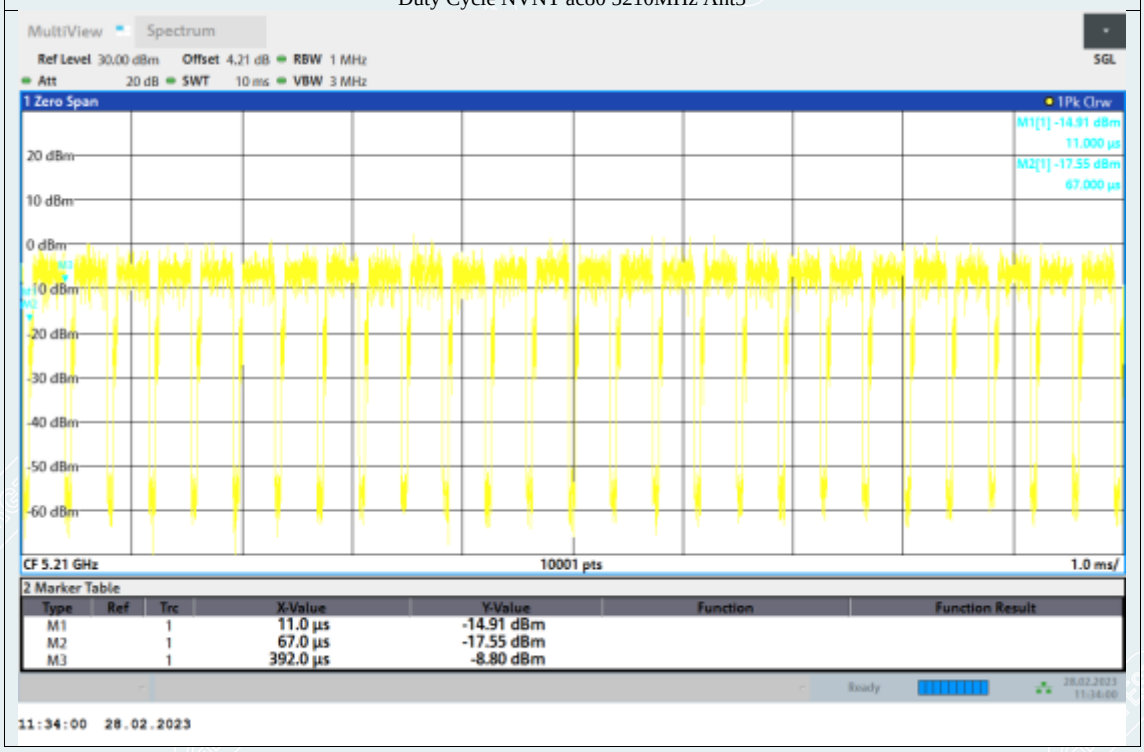

Duty Cycle NVNT ax20 5180MHz Ant1

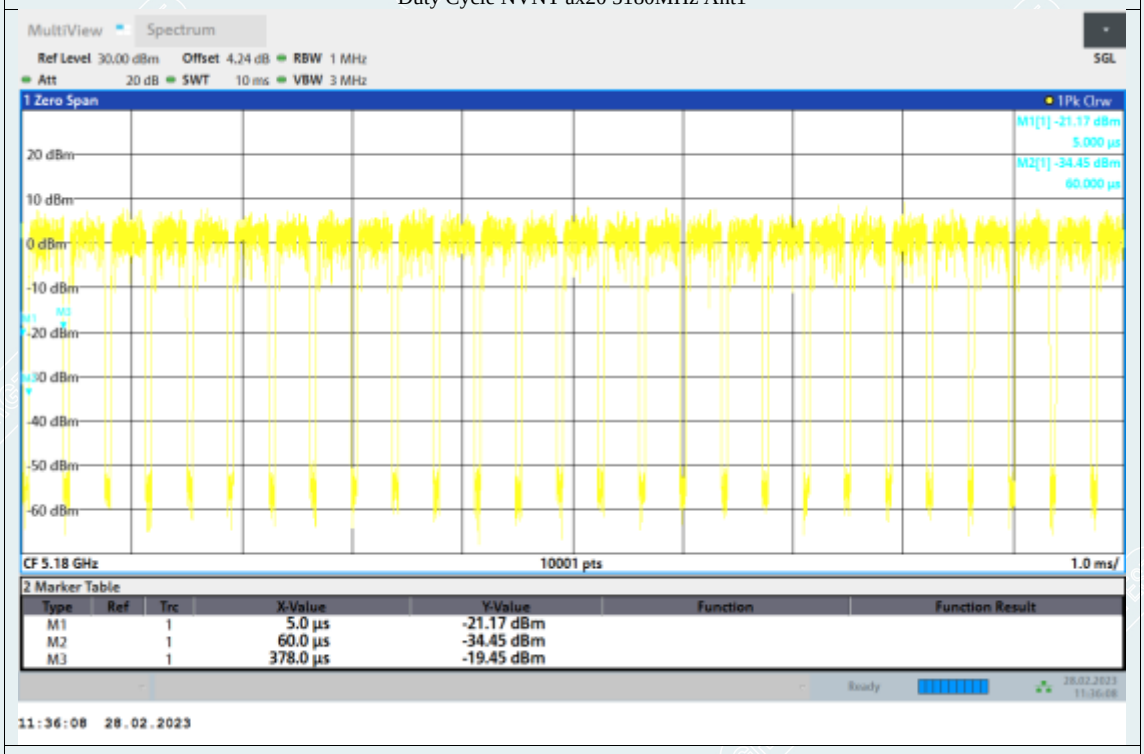

Duty Cycle NVNT ax20 5180MHz Ant2

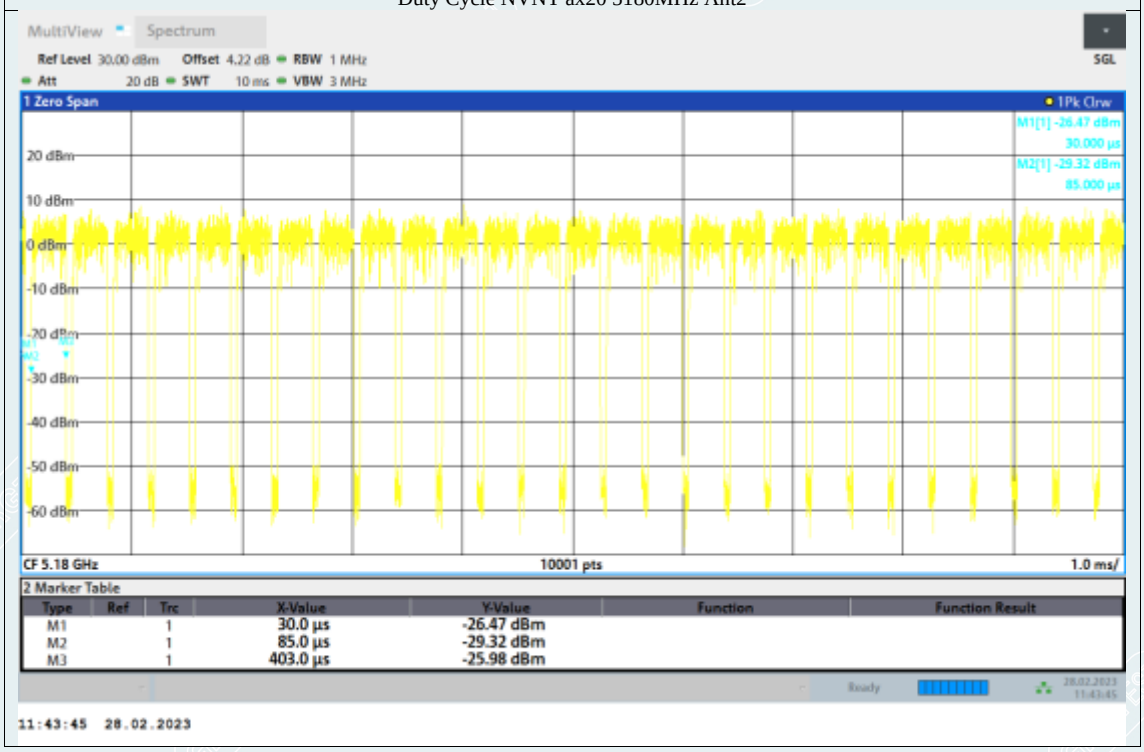

Duty Cycle NVNT ax20 5180MHz Ant3

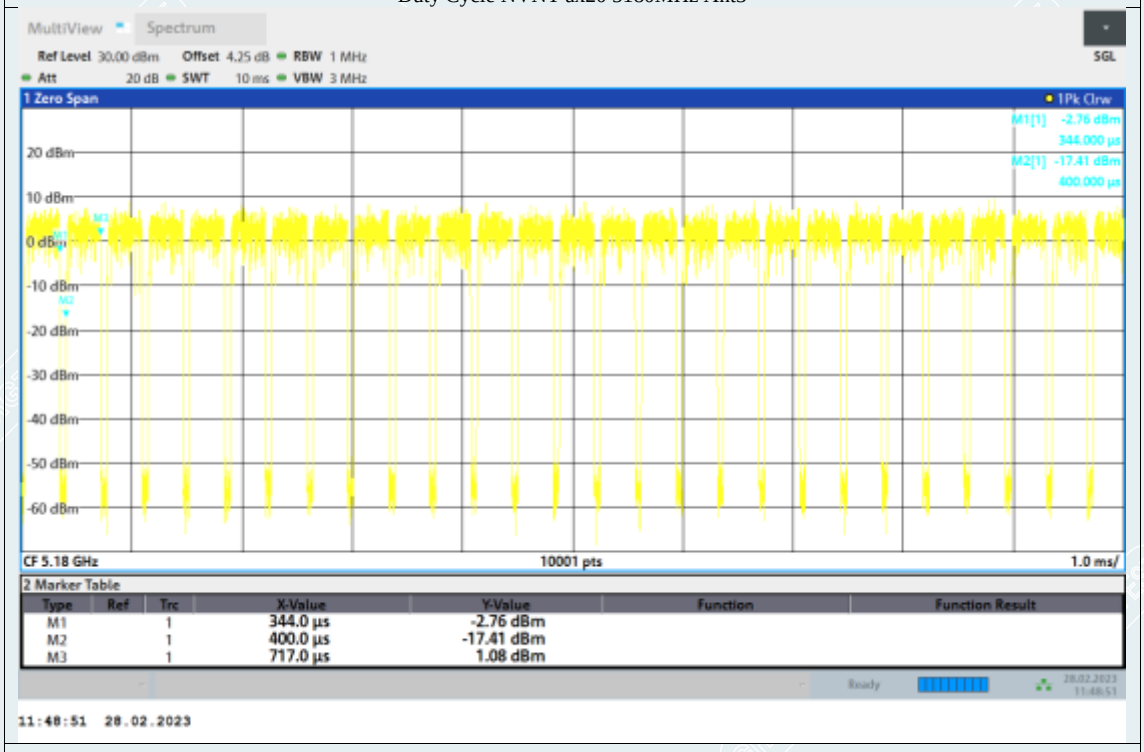

Duty Cycle NVNT ax20 5200MHz Ant1

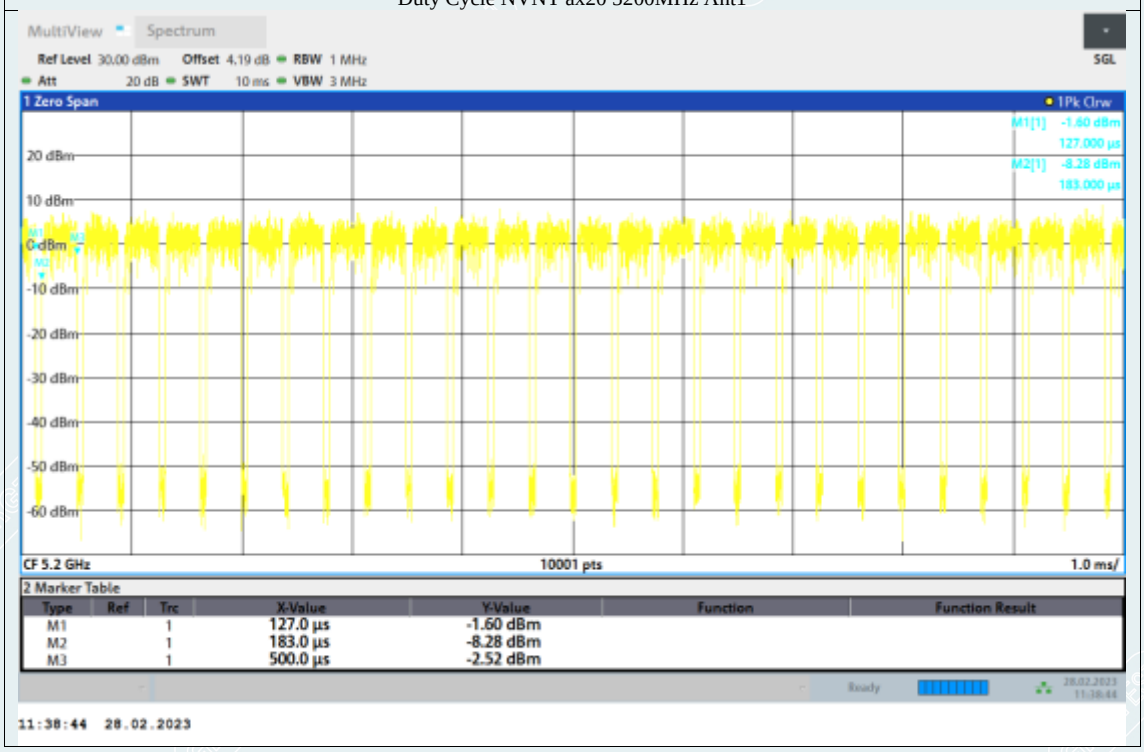

Duty Cycle NVNT ax20 5200MHz Ant2

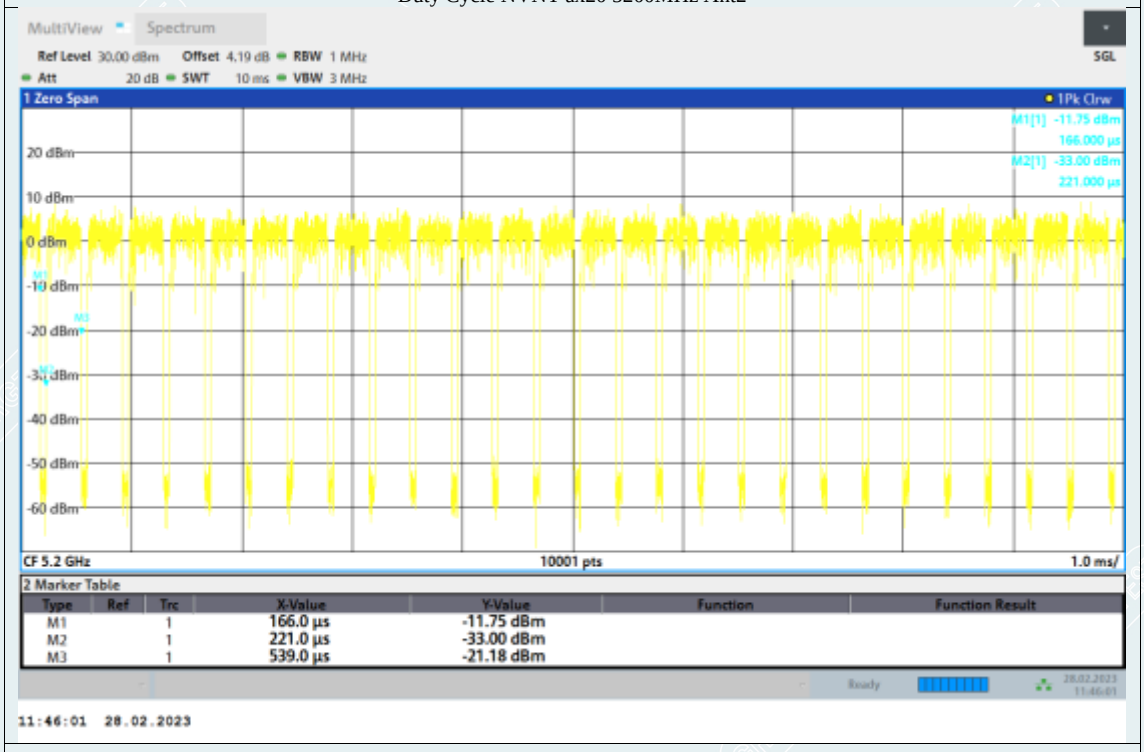

Duty Cycle NVNT ax20 5200MHz Ant3

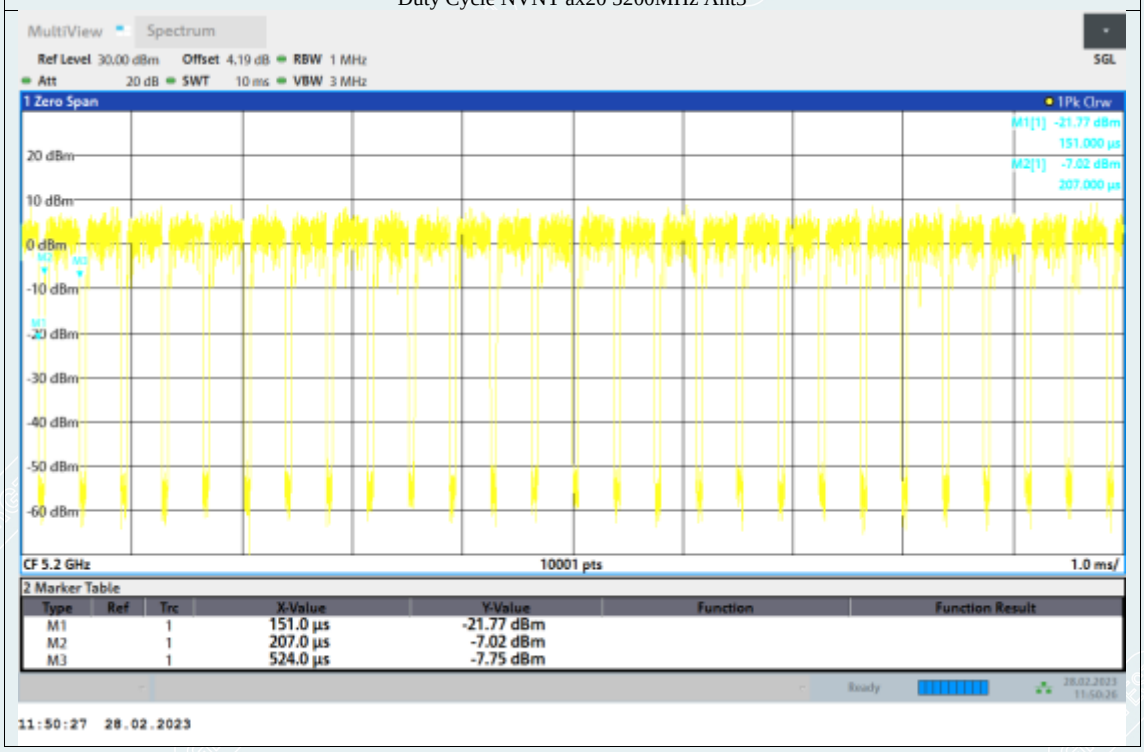

Duty Cycle NVNT ax20 5240MHz Ant1

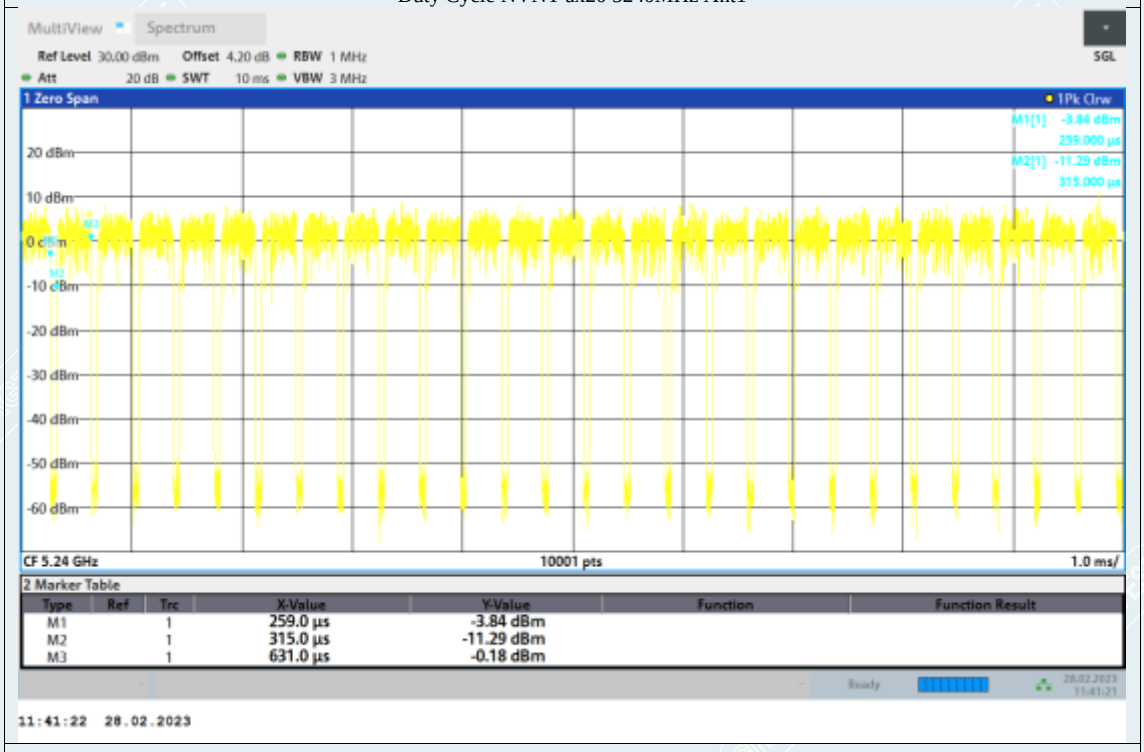

Duty Cycle NVNT ax20 5240MHz Ant2

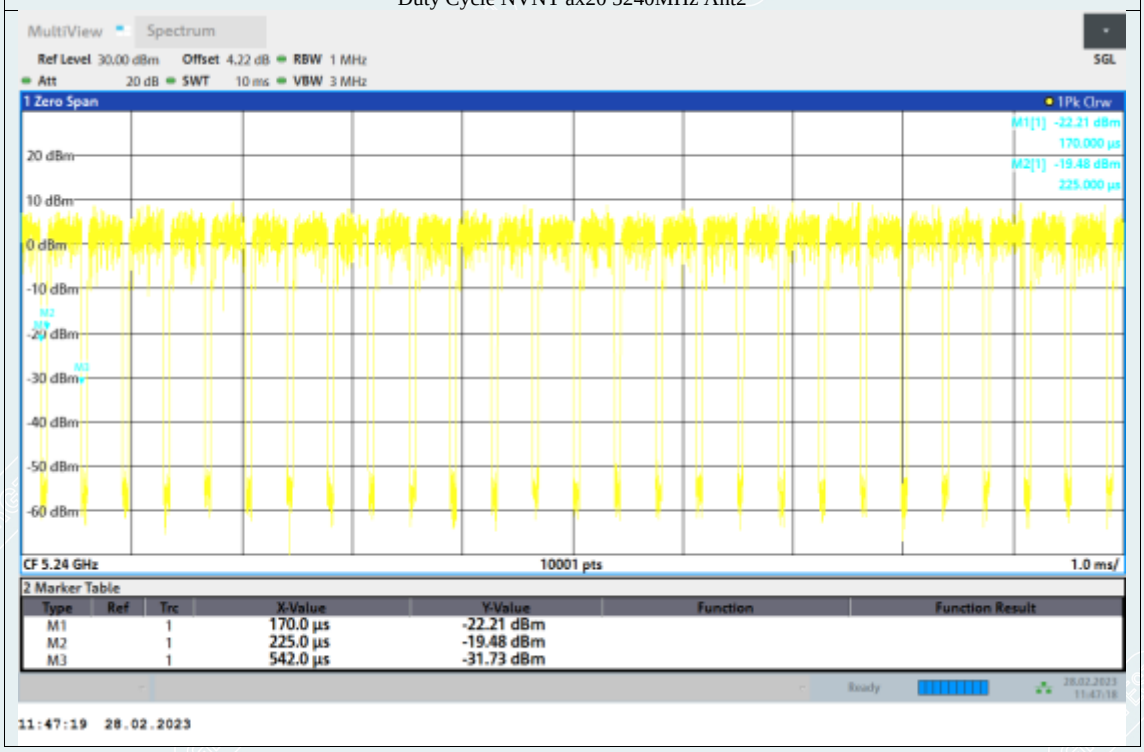

Duty Cycle NVNT ax20 5240MHz Ant3

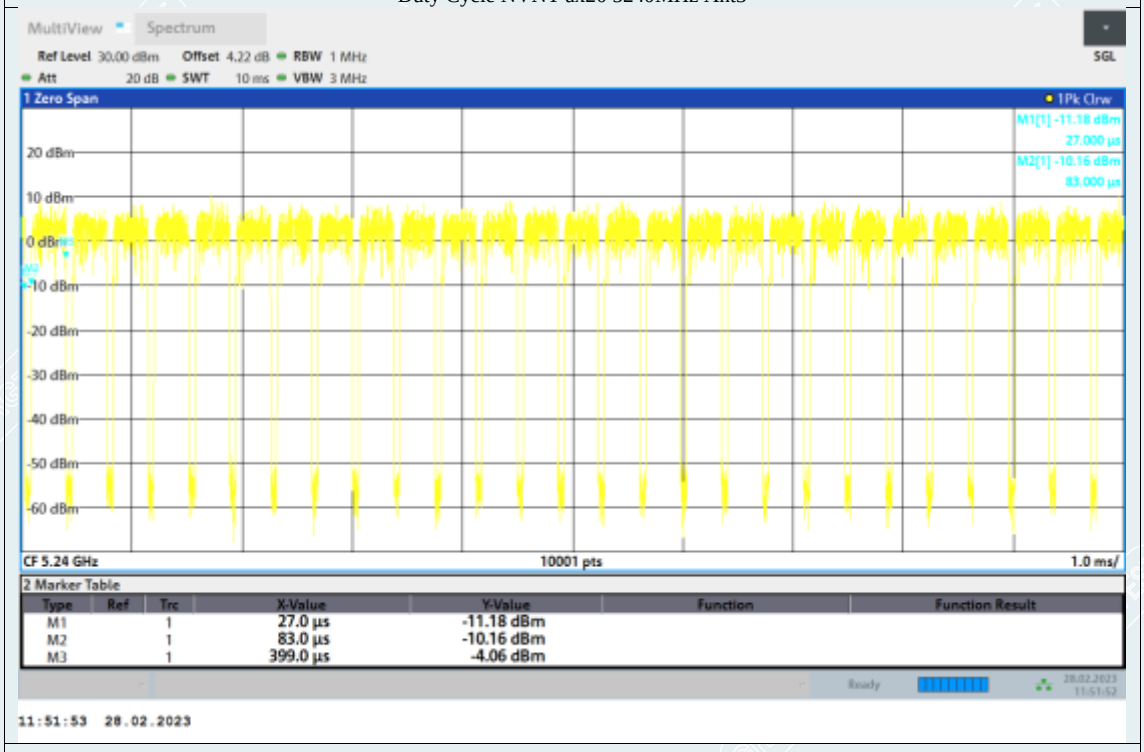

Duty Cycle NVNT ax40 5190MHz Ant1

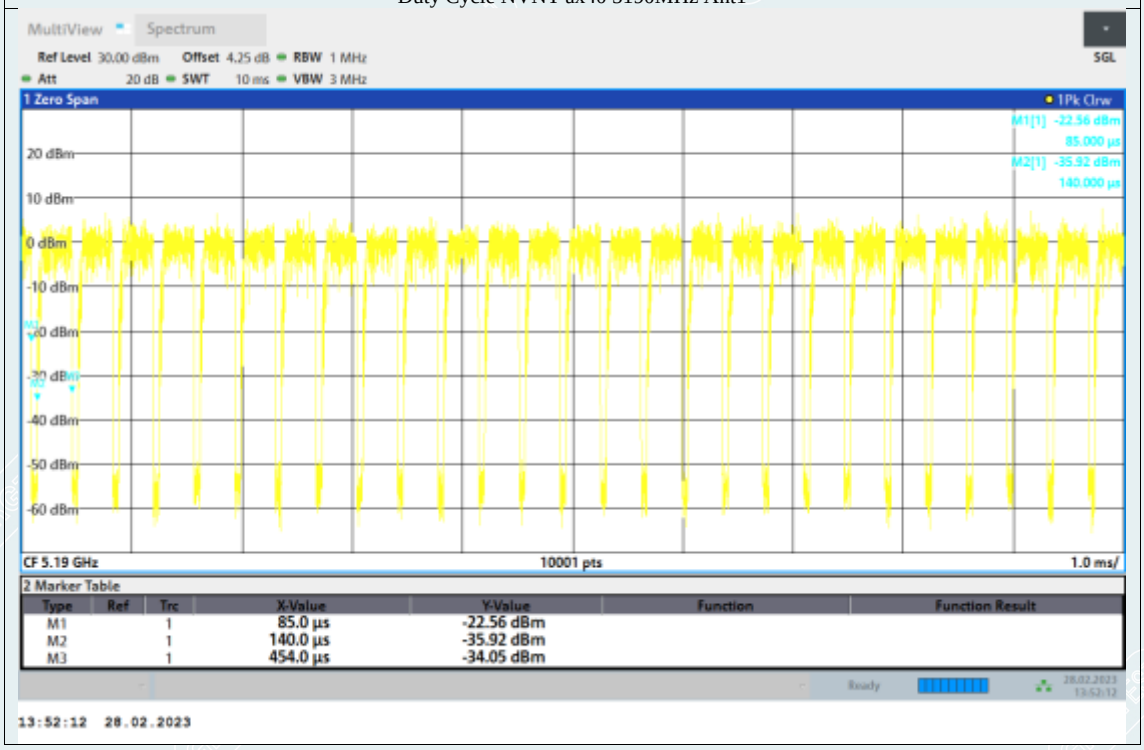

Duty Cycle NVNT ax40 5190MHz Ant2

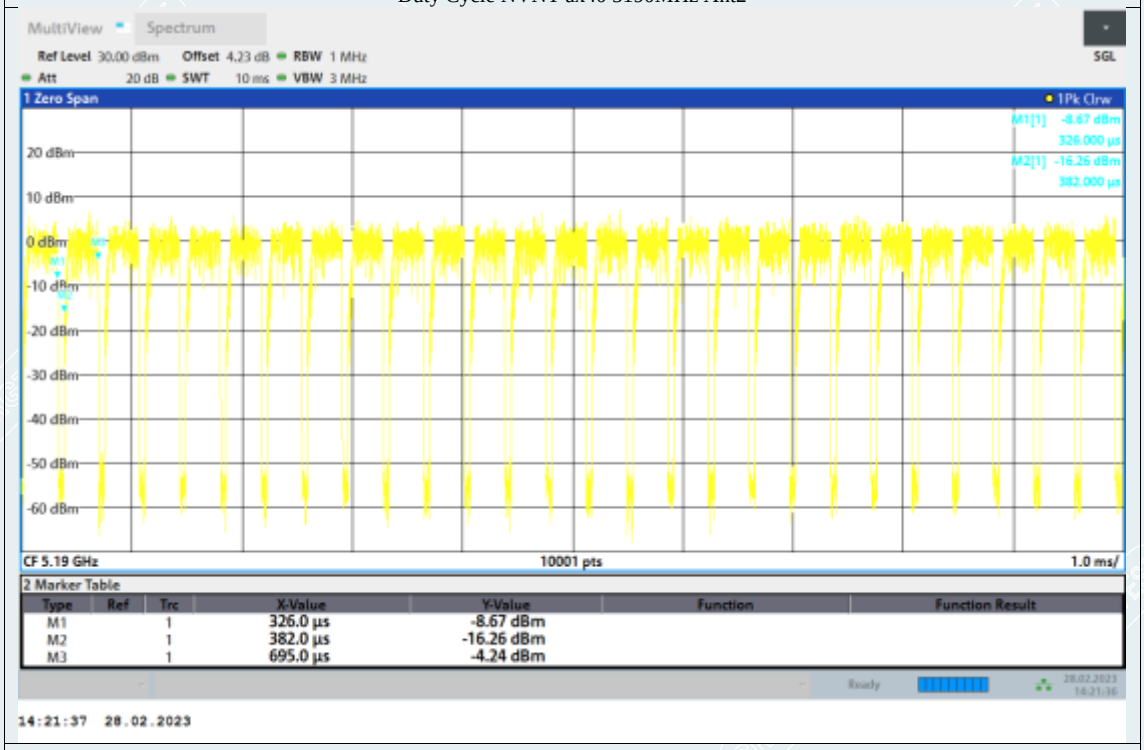

Duty Cycle NVNT ax40 5190MHz Ant3

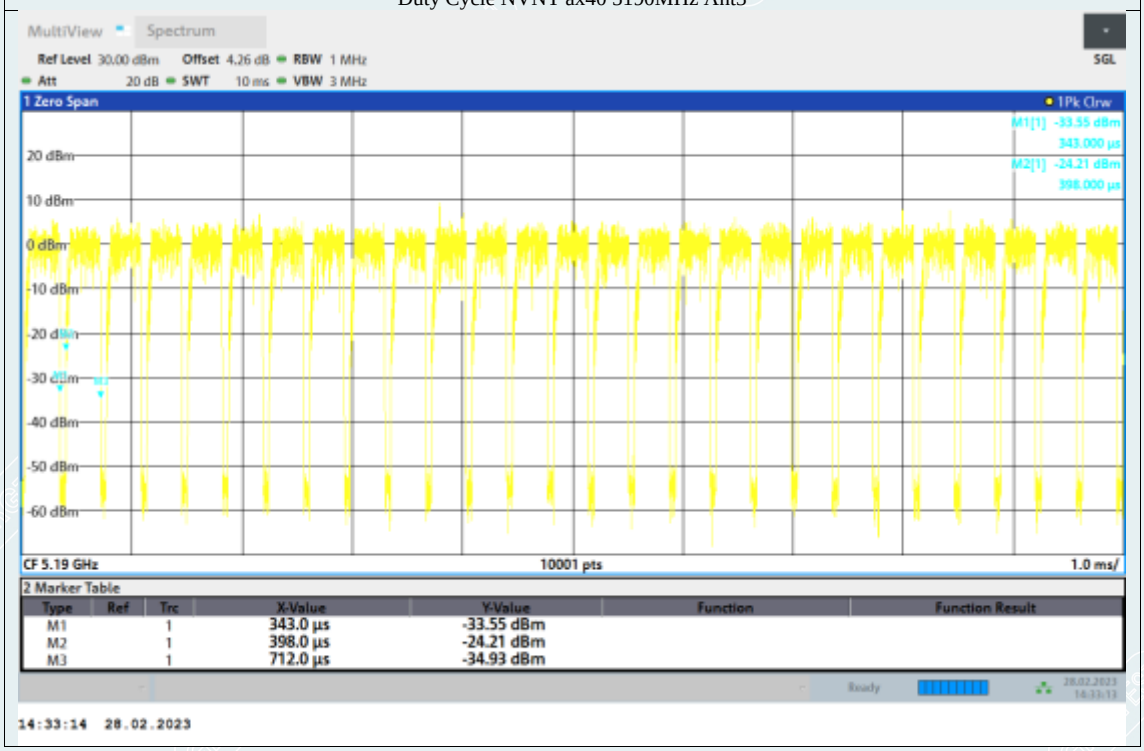

Duty Cycle NVNT ax40 5230MHz Ant1

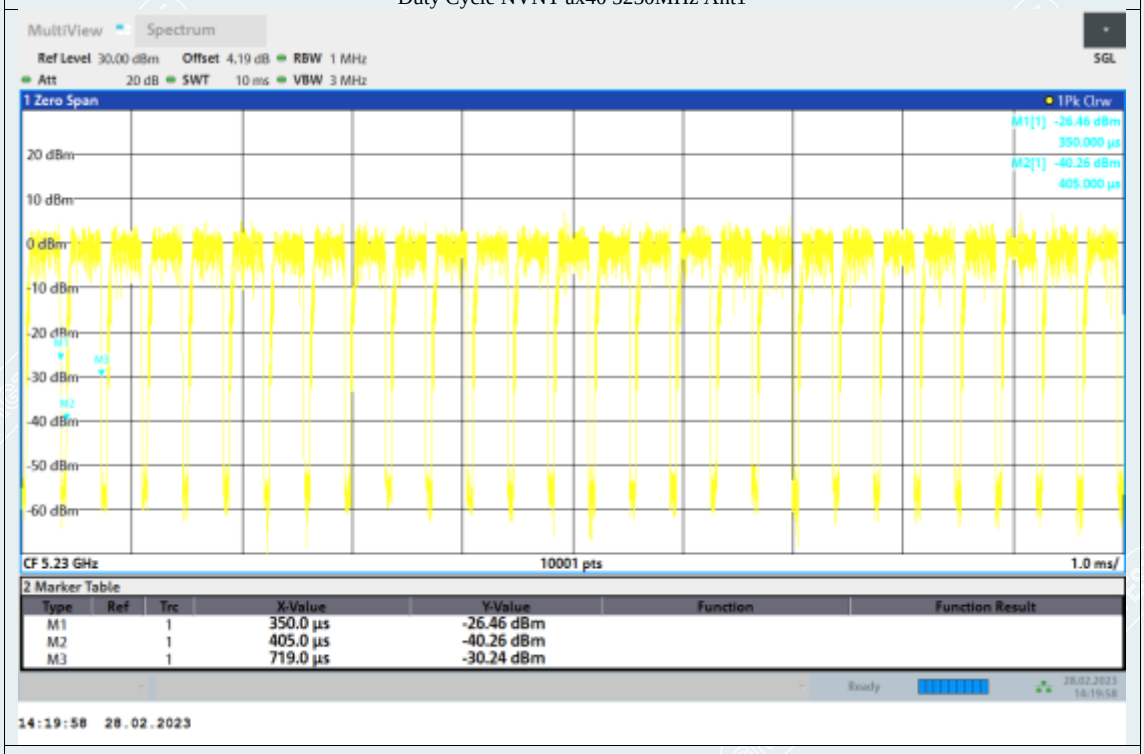

Duty Cycle NVNT ax40 5230MHz Ant2

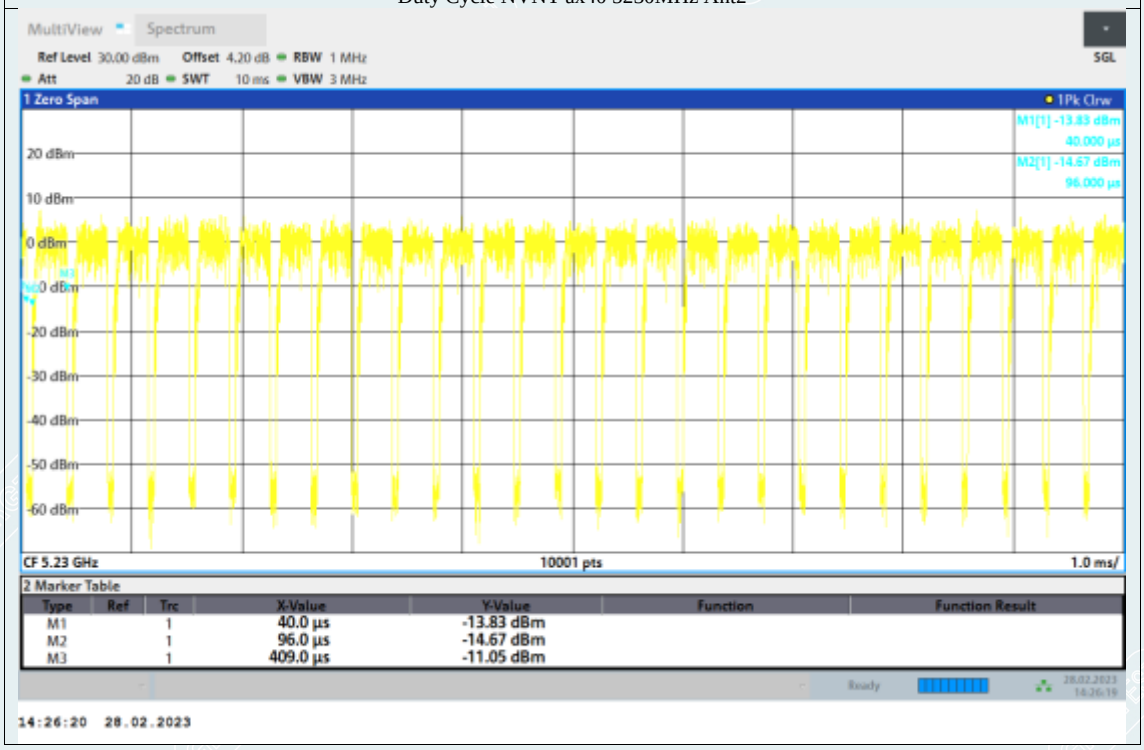

Duty Cycle NVNT ax40 5230MHz Ant3

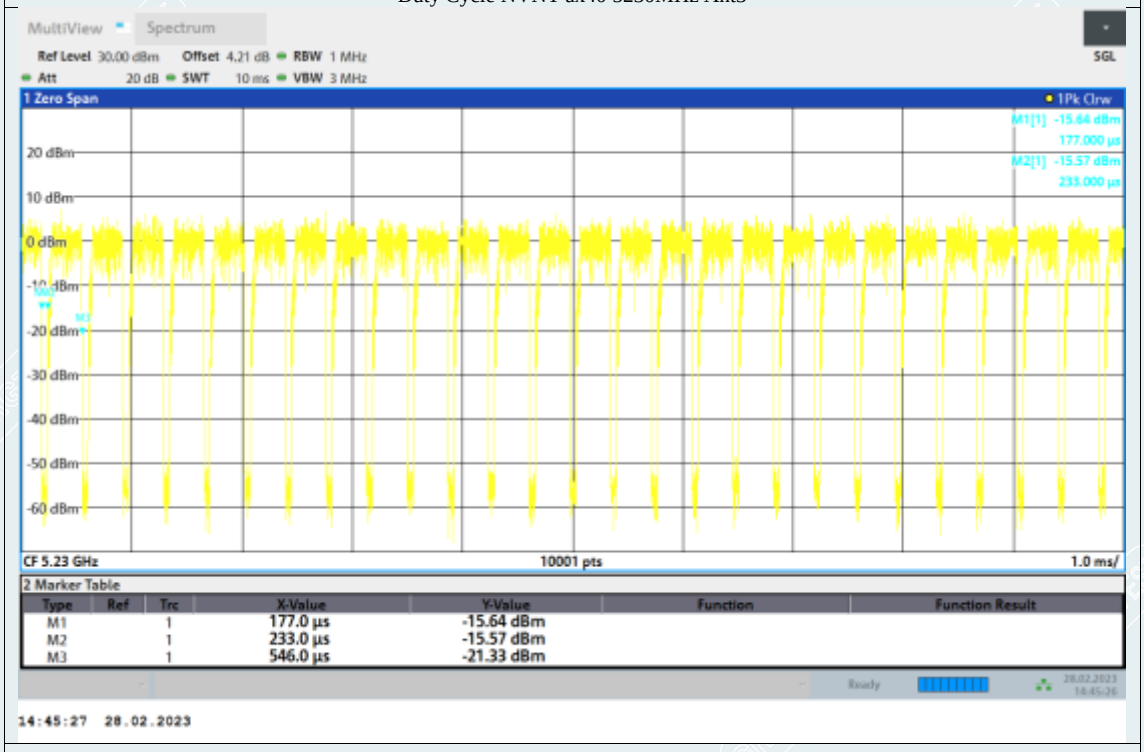

Duty Cycle NVNT ax80 5210MHz Ant1

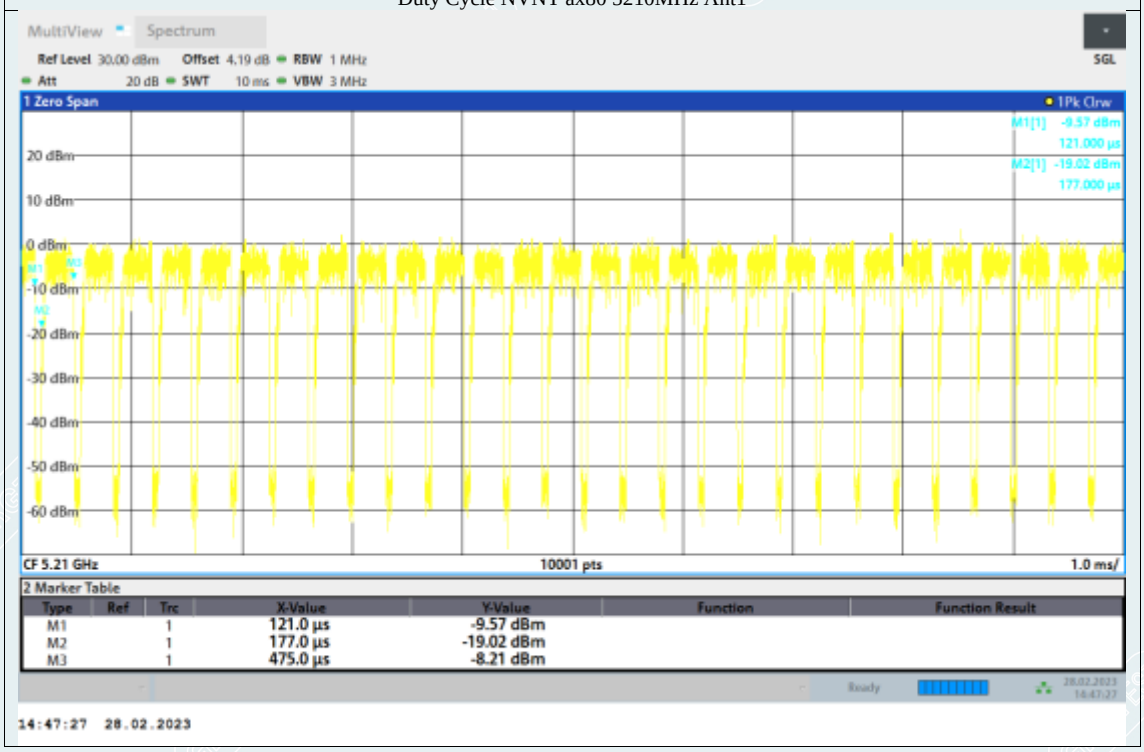

Duty Cycle NVNT ax80 5210MHz Ant2

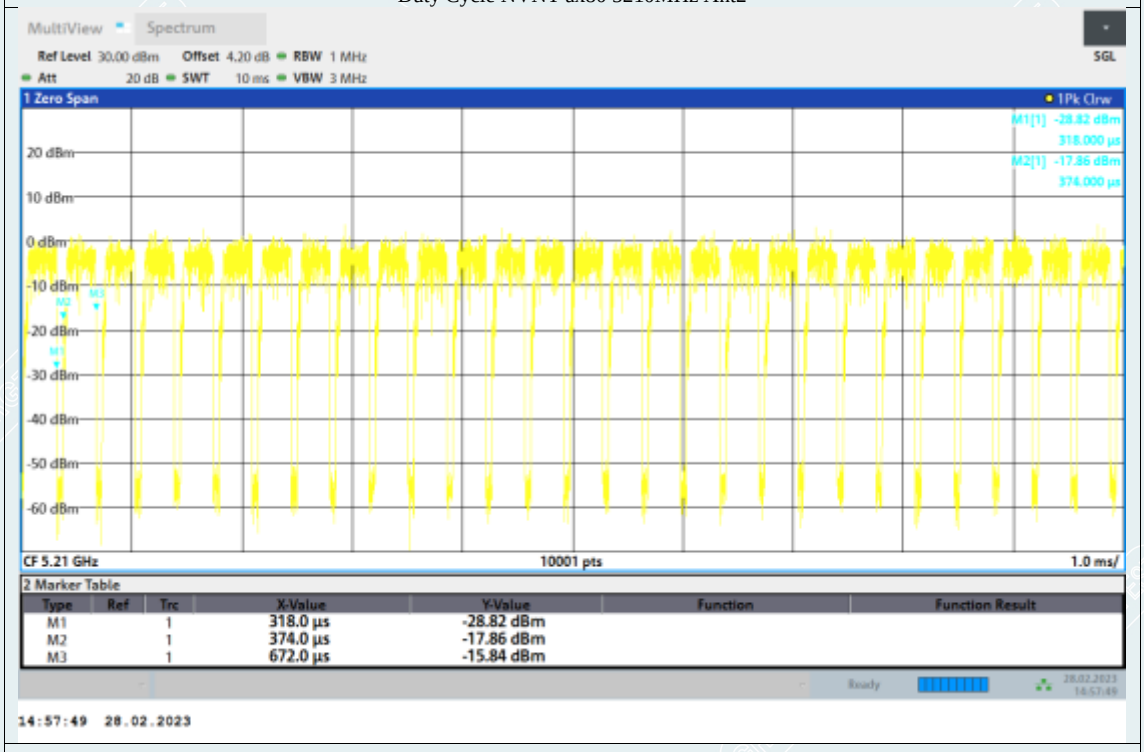

Duty Cycle NVNT ax80 5210MHz Ant3

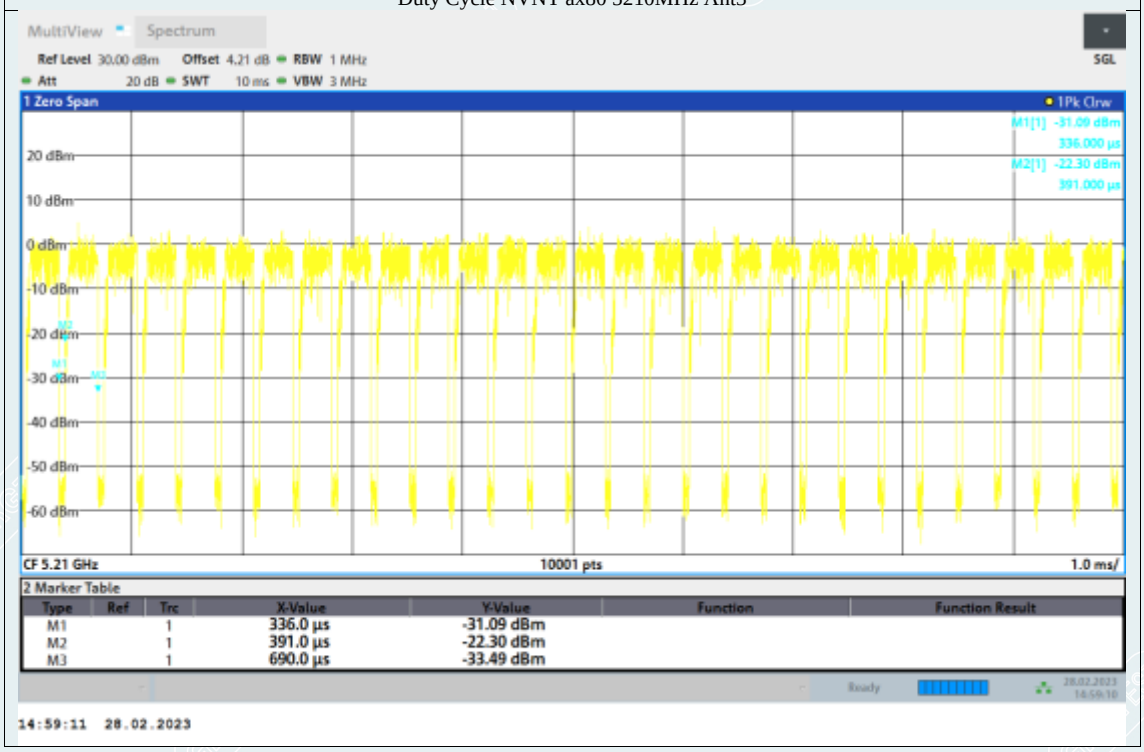

Test Graphs

Duty Cycle NVNT a 5260MHz Ant1

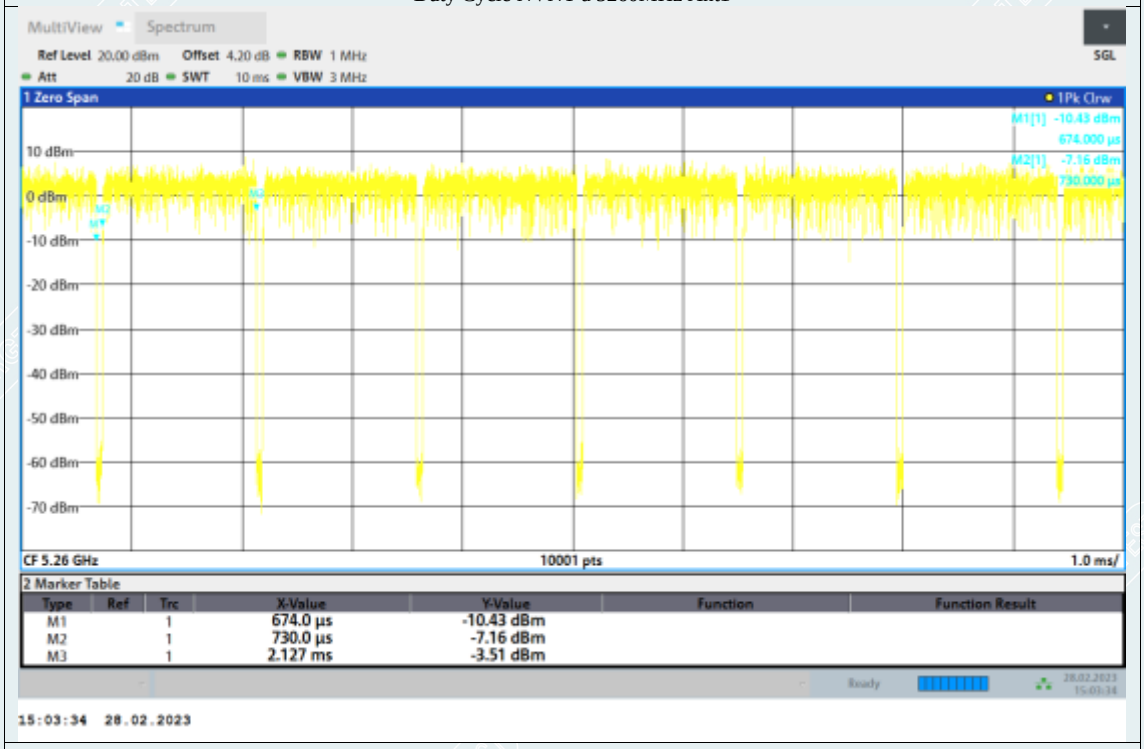

Duty Cycle NVNT a 5260MHz Ant2

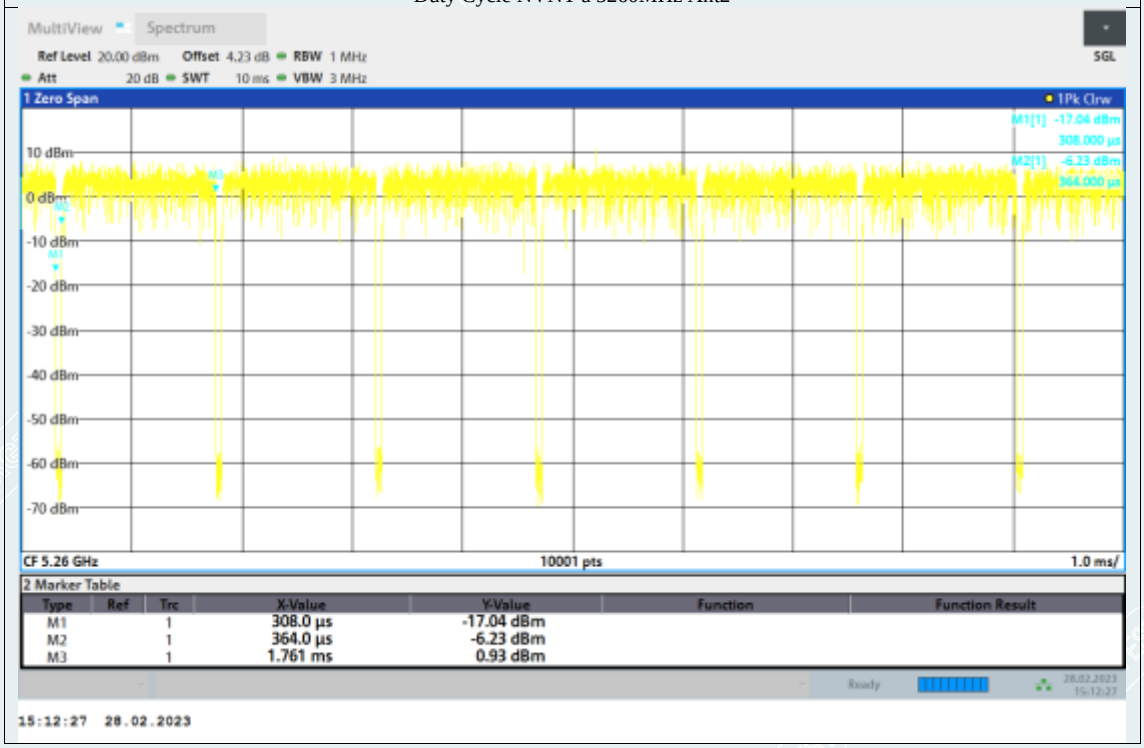

Duty Cycle NVNT a 5260MHz Ant3

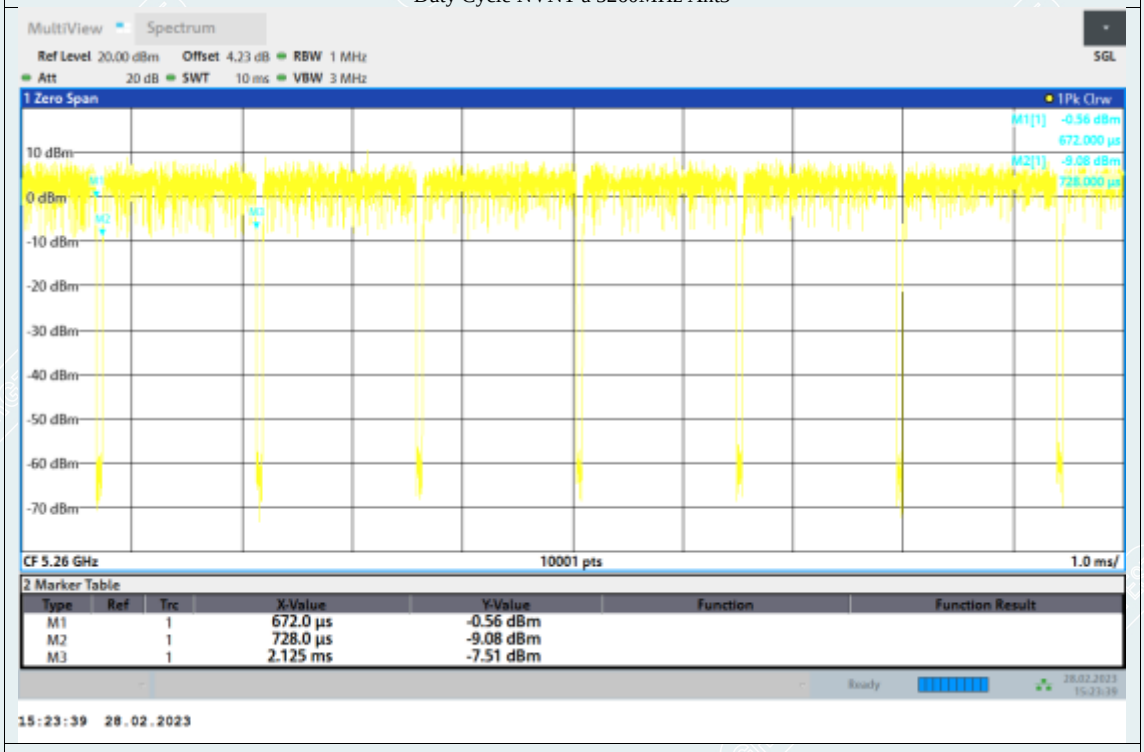

Duty Cycle NVNT a 5280MHz Ant1

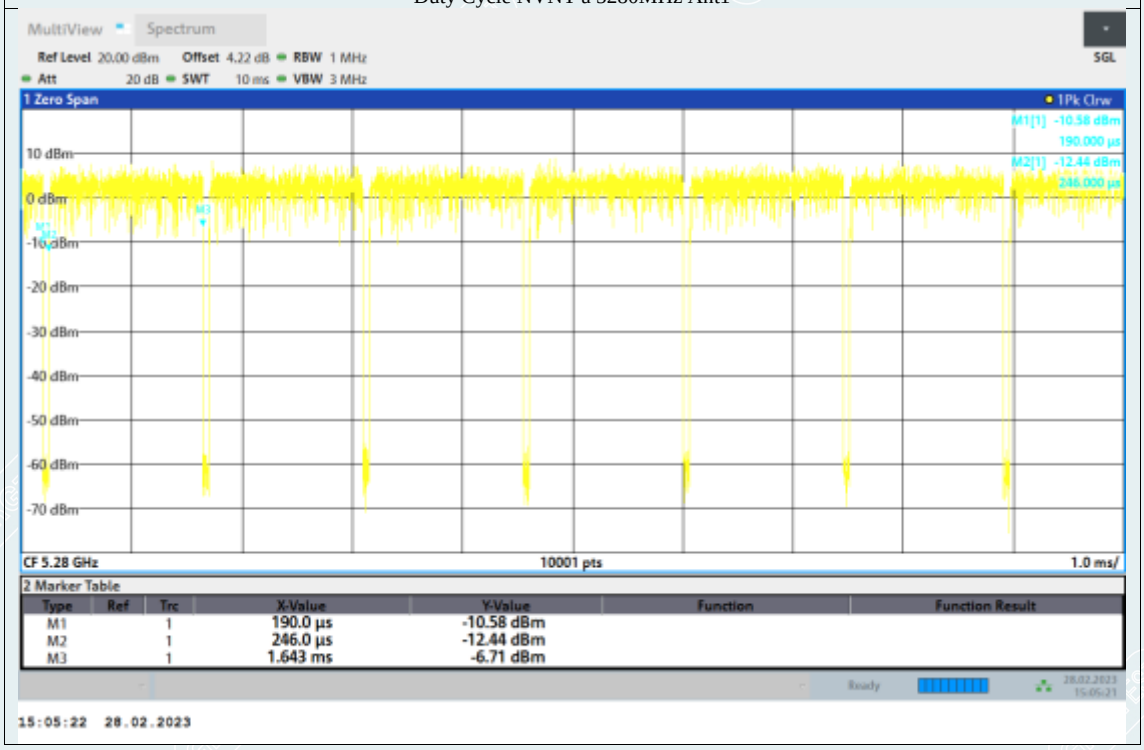

Duty Cycle NVNT a 5280MHz Ant2

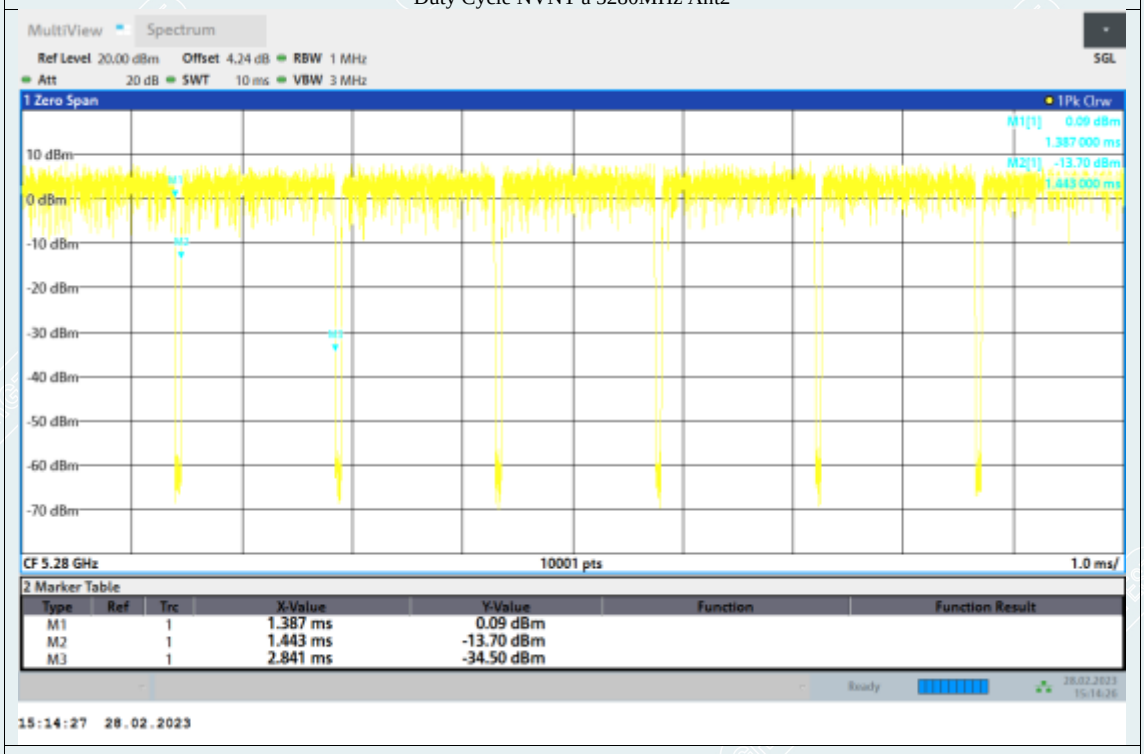

Duty Cycle NVNT a 5280MHz Ant3

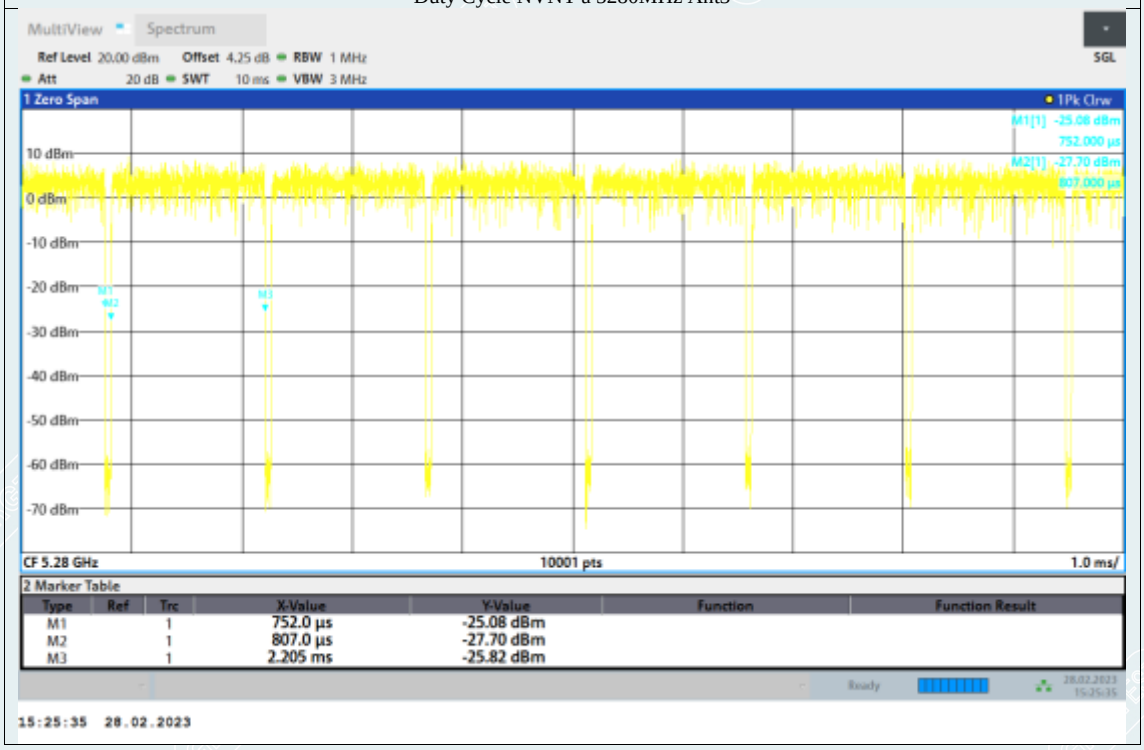

Duty Cycle NVNT a 5320MHz Ant1

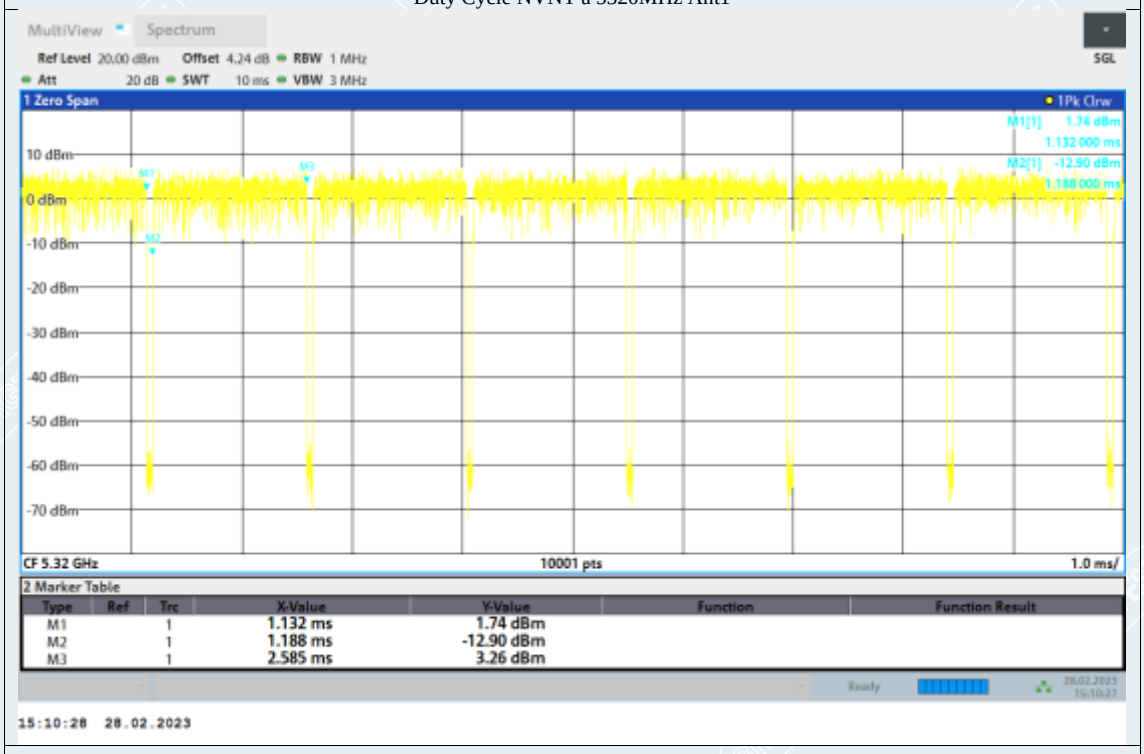

Duty Cycle NVNT a 5320MHz Ant2

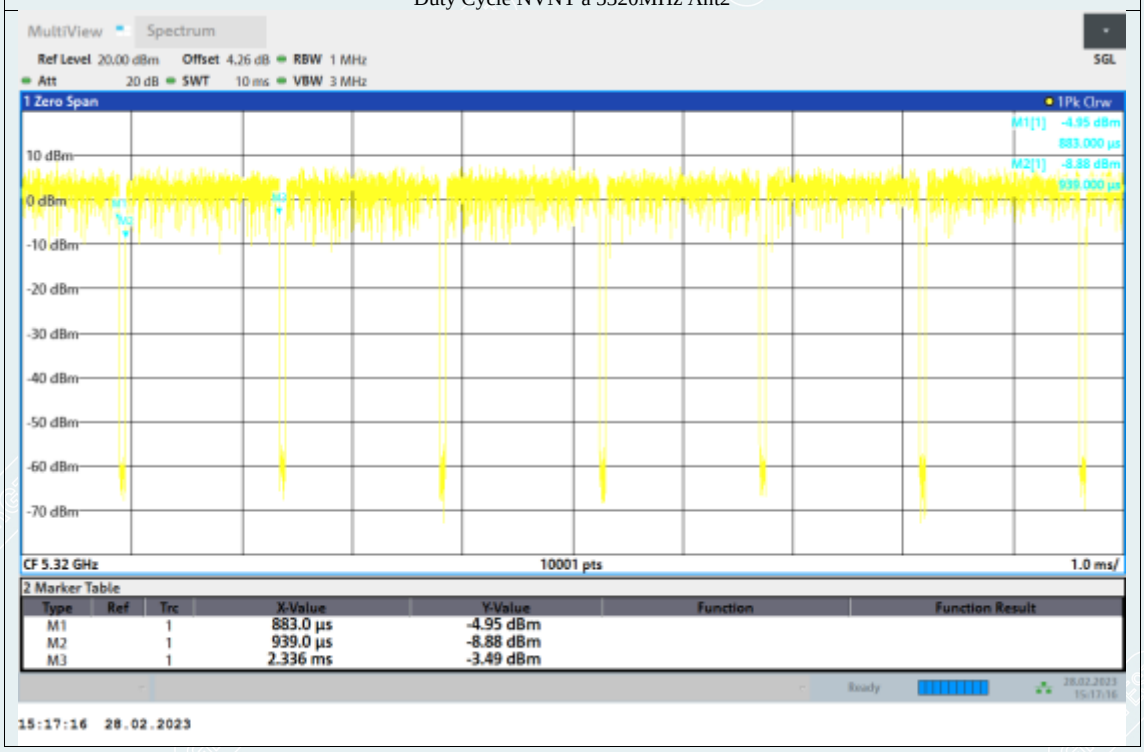

Duty Cycle NVNT a 5320MHz Ant3

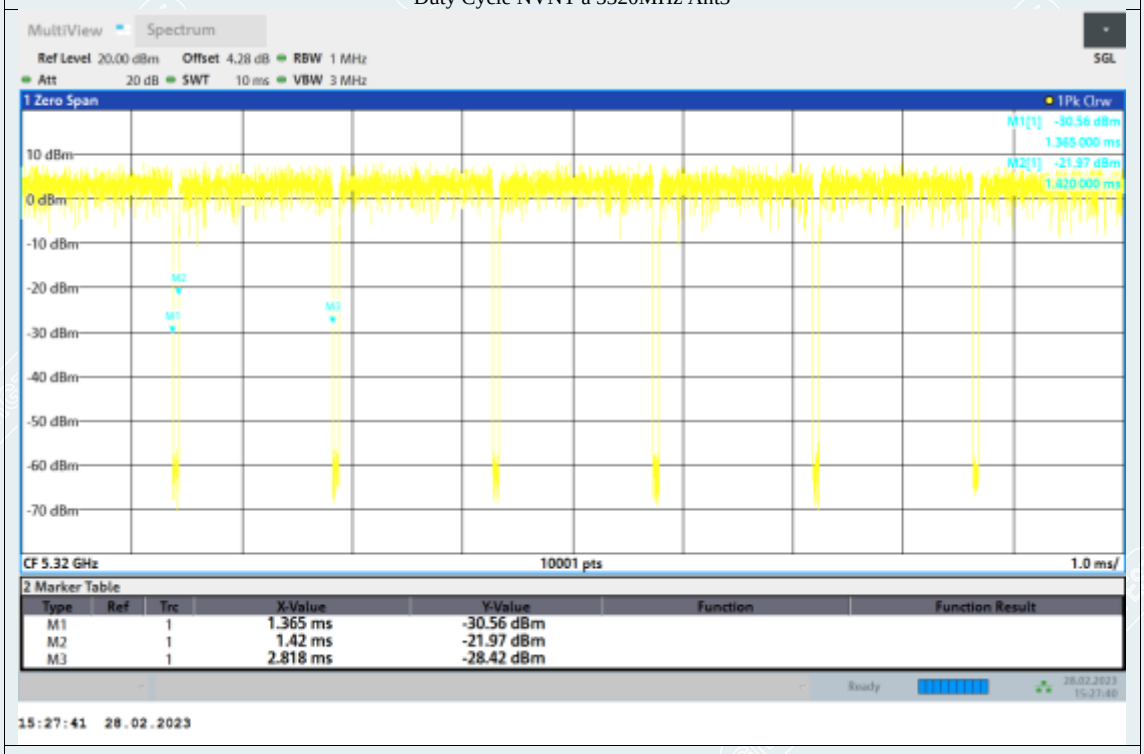

Duty Cycle NVNT n20 5260MHz Ant1

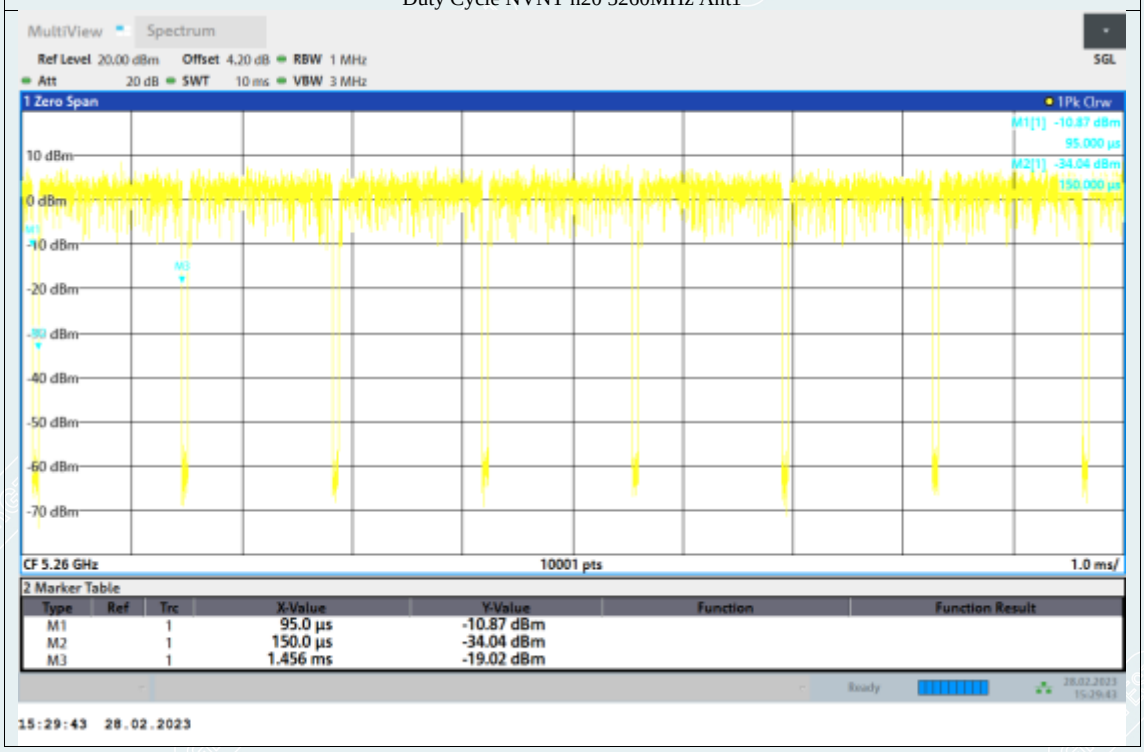

Duty Cycle NVNT n20 5260MHz Ant2

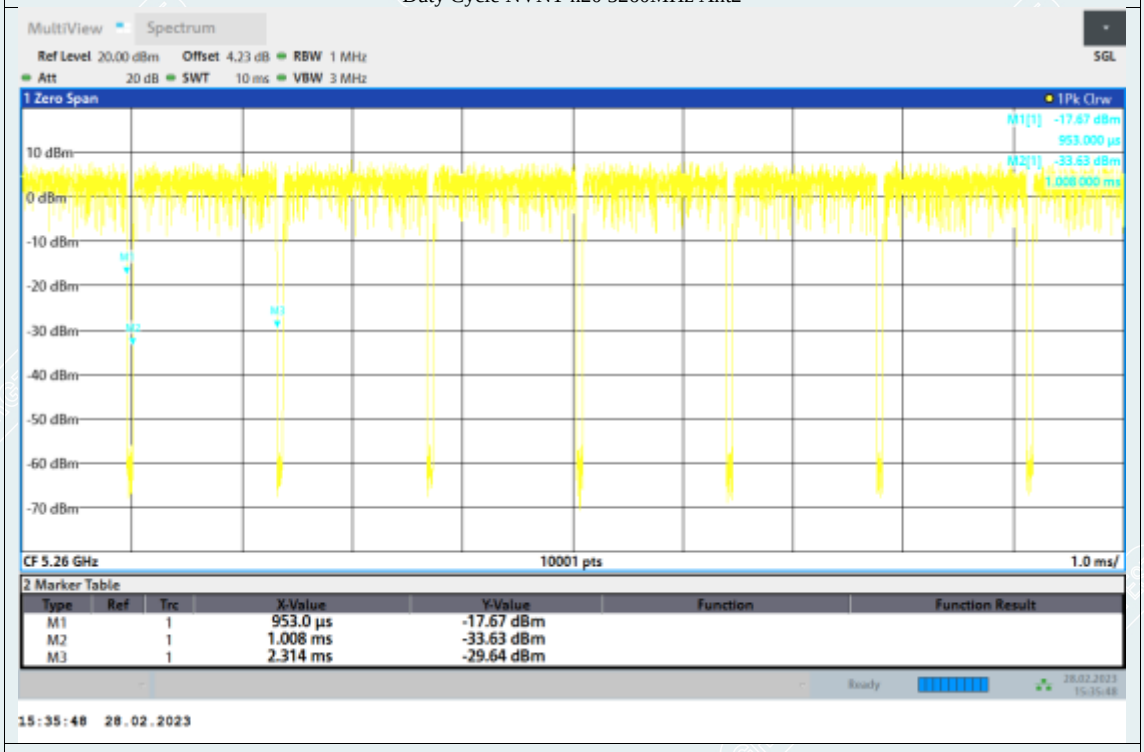

Duty Cycle NVNT n20 5260MHz Ant3

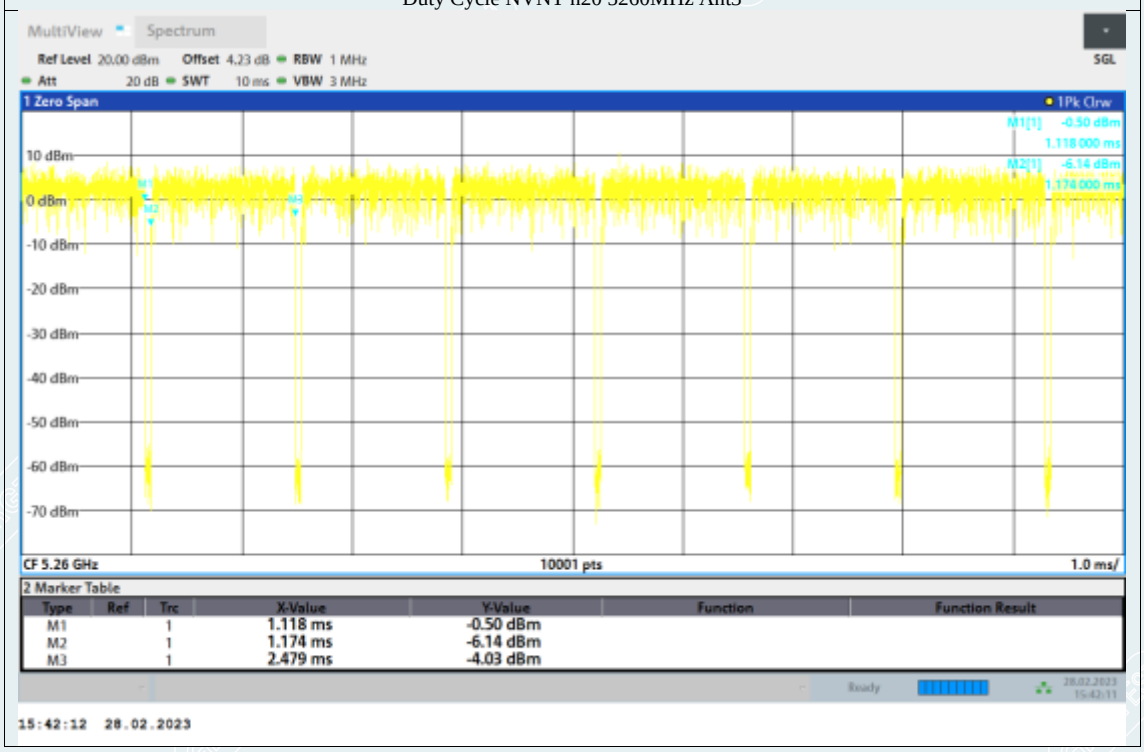

Duty Cycle NVNT n20 5280MHz Ant1

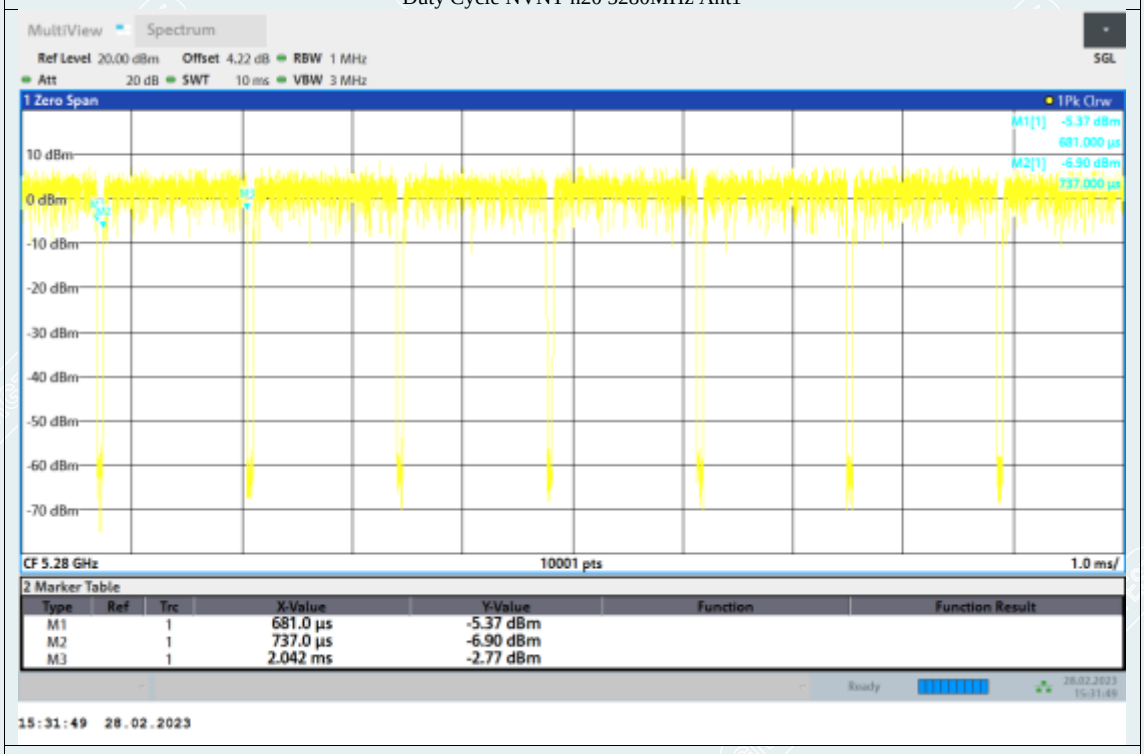

Duty Cycle NVNT n20 5280MHz Ant2

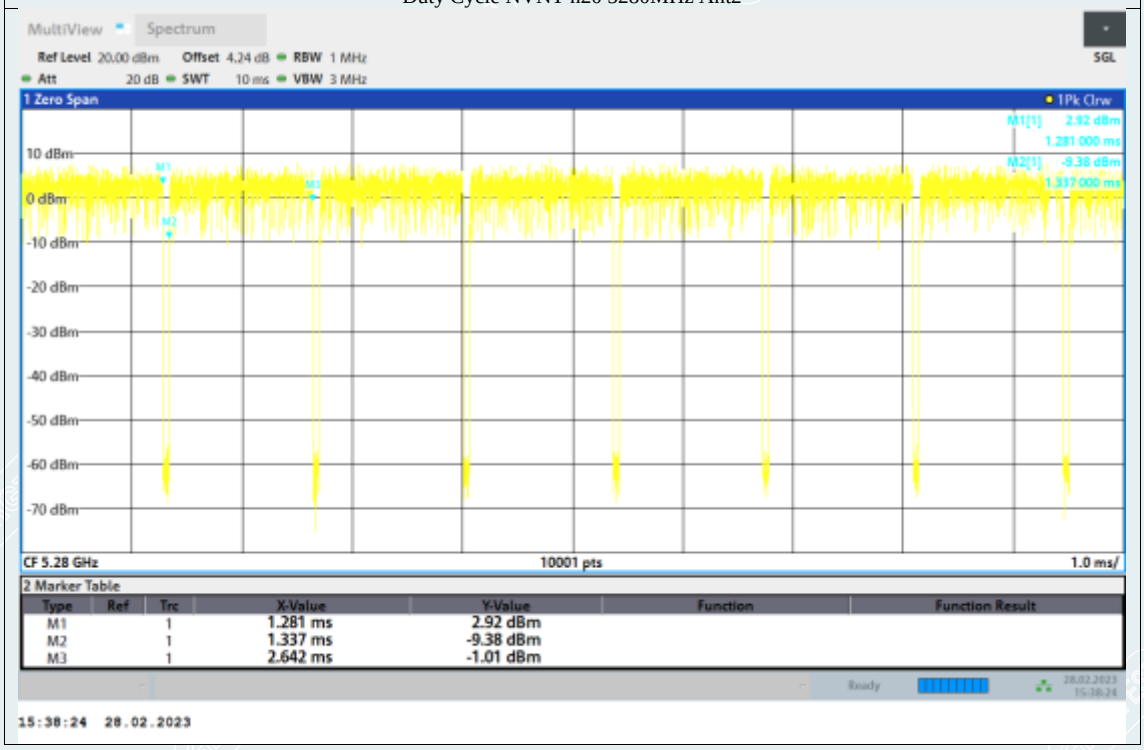

Duty Cycle NVNT n20 5280MHz Ant3

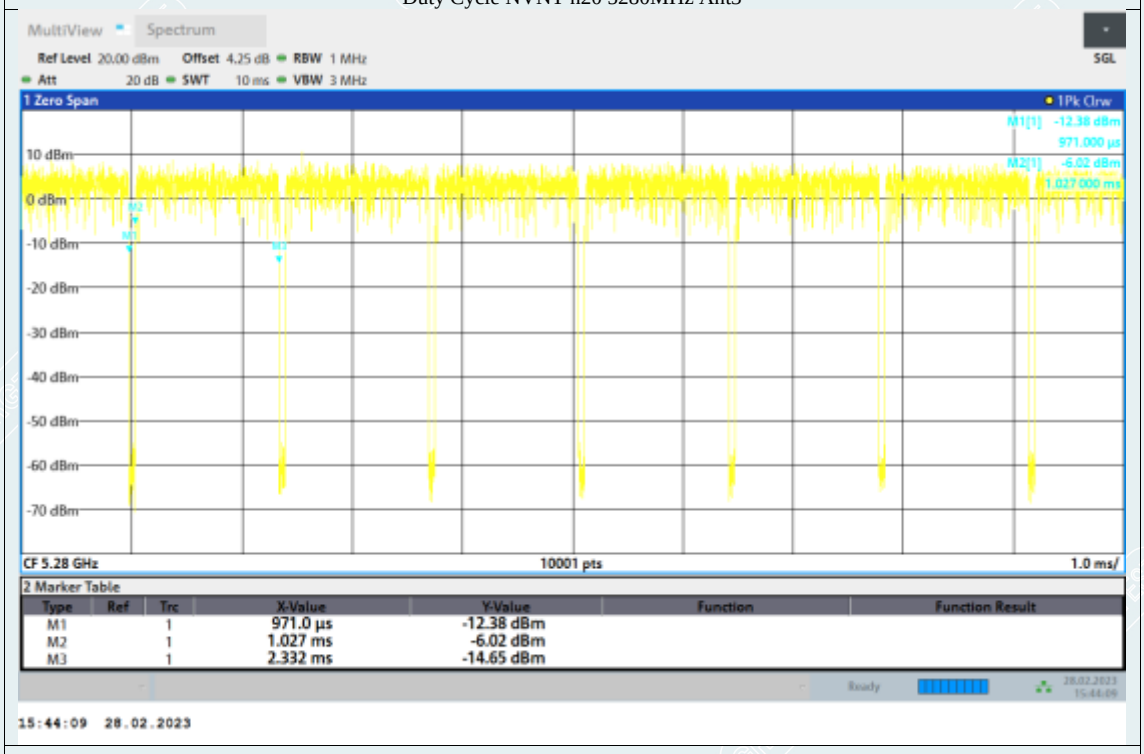

Duty Cycle NVNT n20 5320MHz Ant1

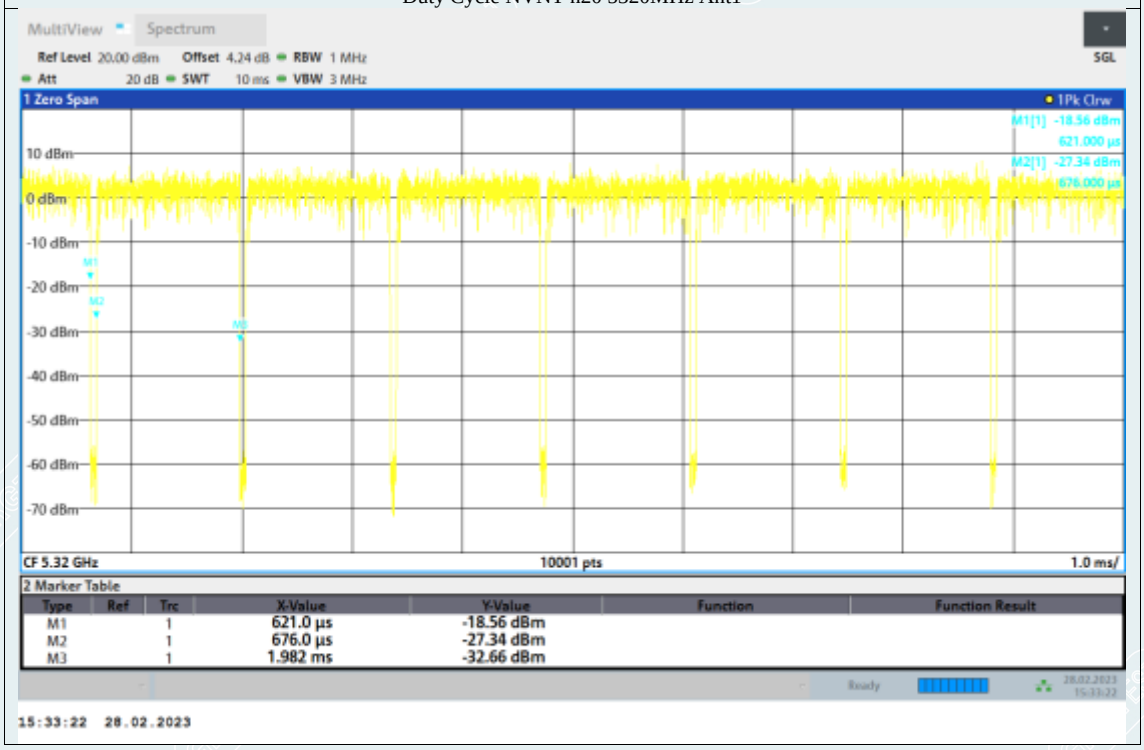

Duty Cycle NVNT n20 5320MHz Ant2

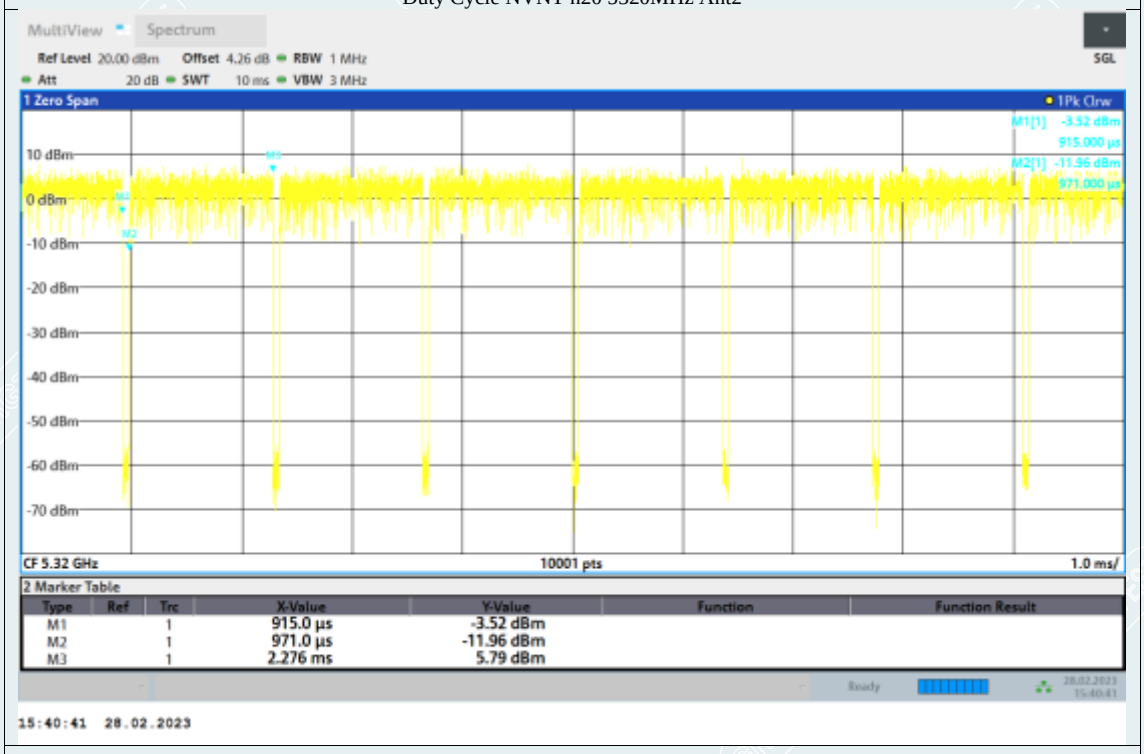

Duty Cycle NVNT n20 5320MHz Ant3

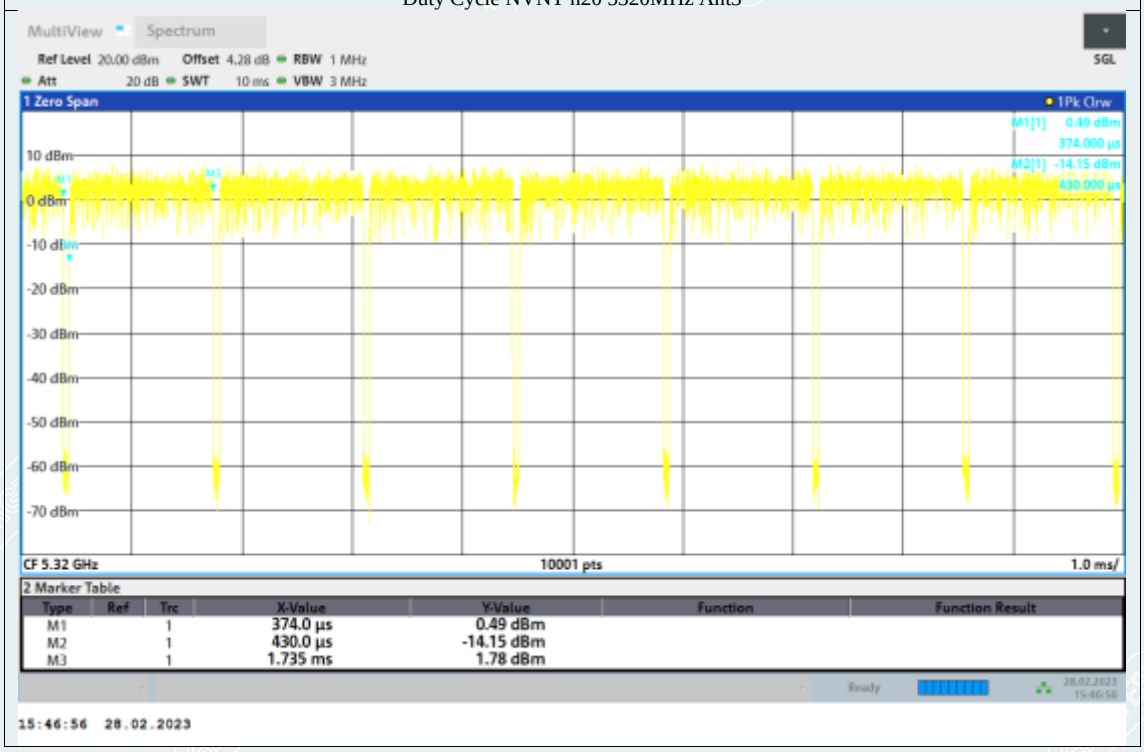

Duty Cycle NVNT n40 5270MHz Ant1

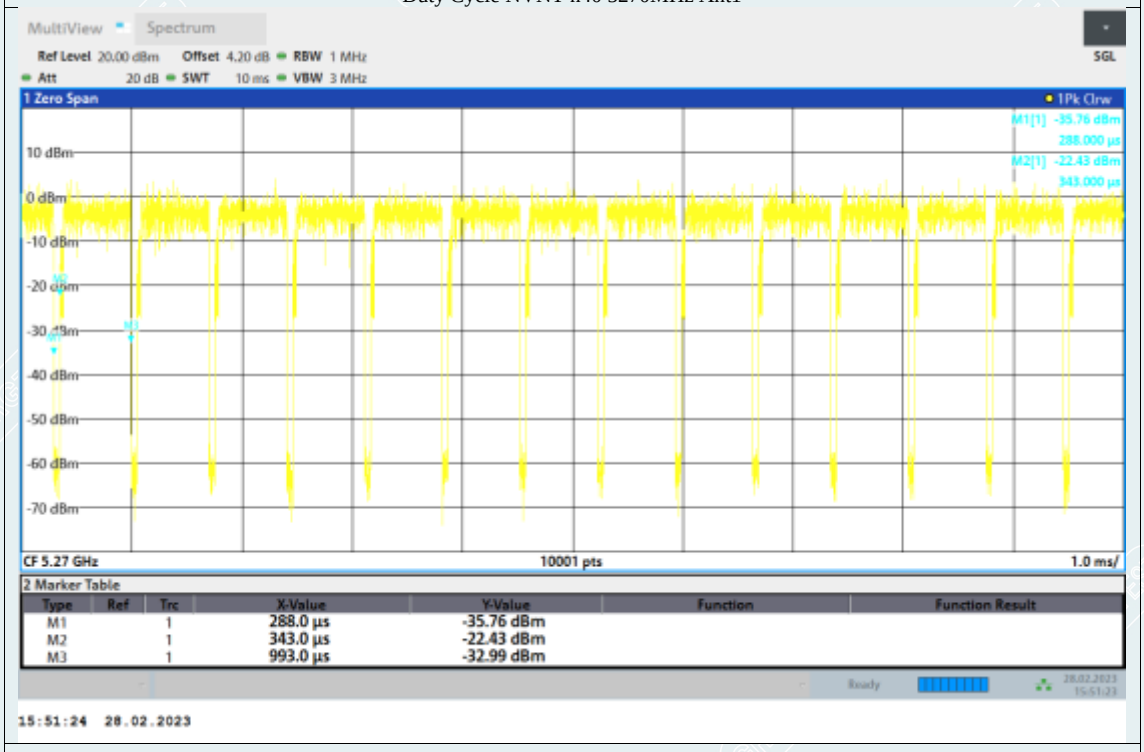

Duty Cycle NVNT n40 5270MHz Ant2

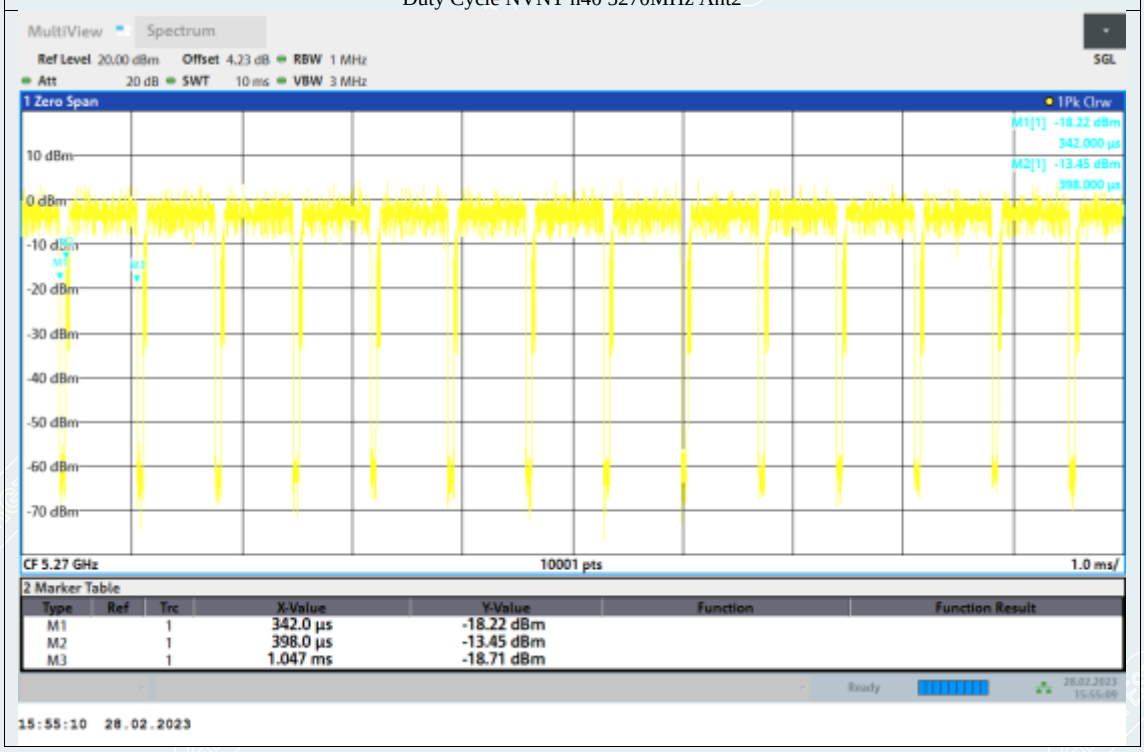

Duty Cycle NVNT n40 5270MHz Ant3

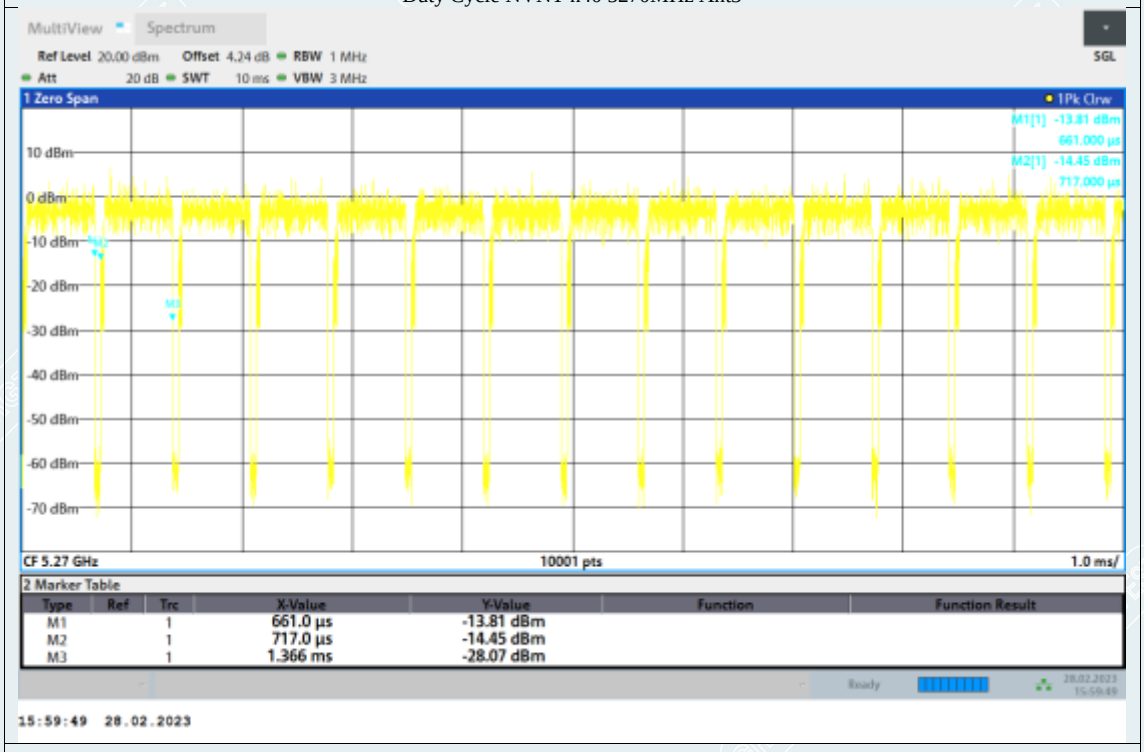

Duty Cycle NVNT n40 5310MHz Ant1

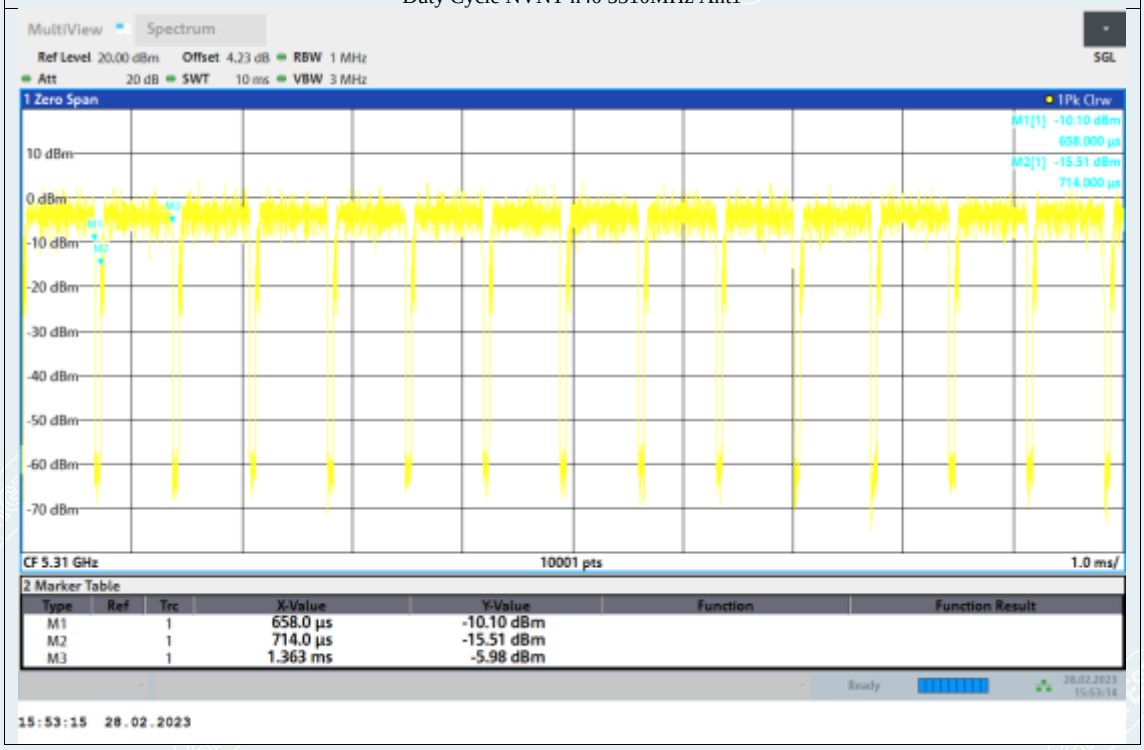

Duty Cycle NVNT n40 5310MHz Ant2

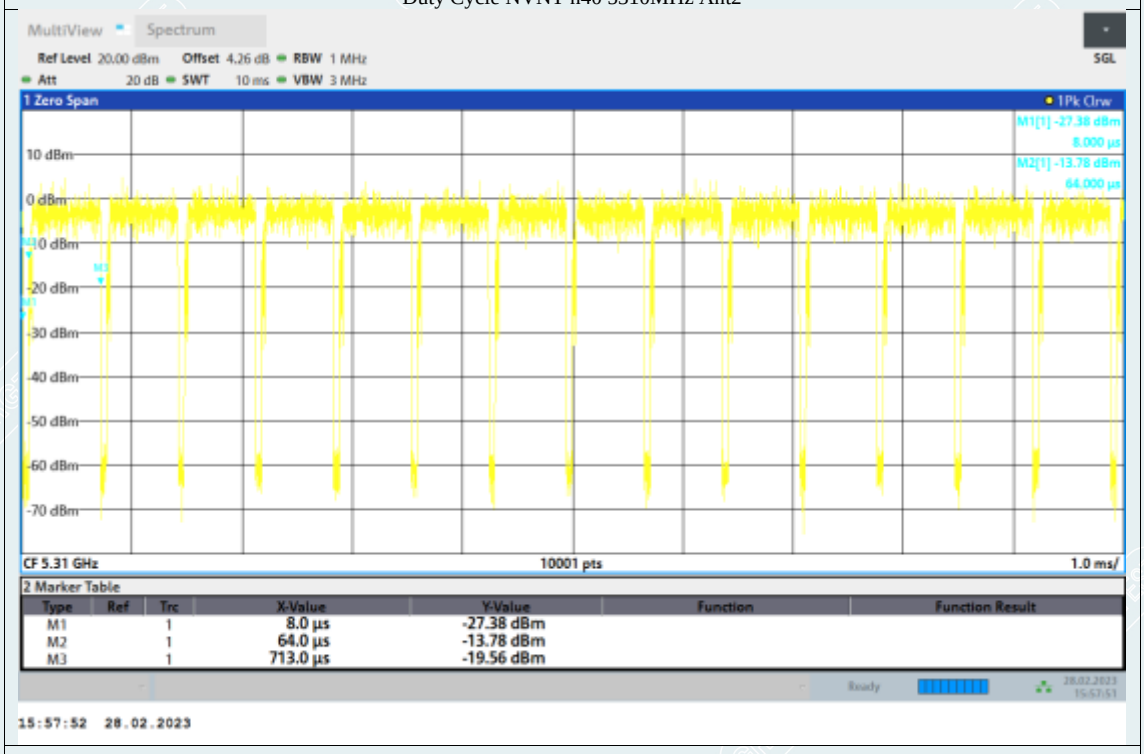

Duty Cycle NVNT n40 5310MHz Ant3

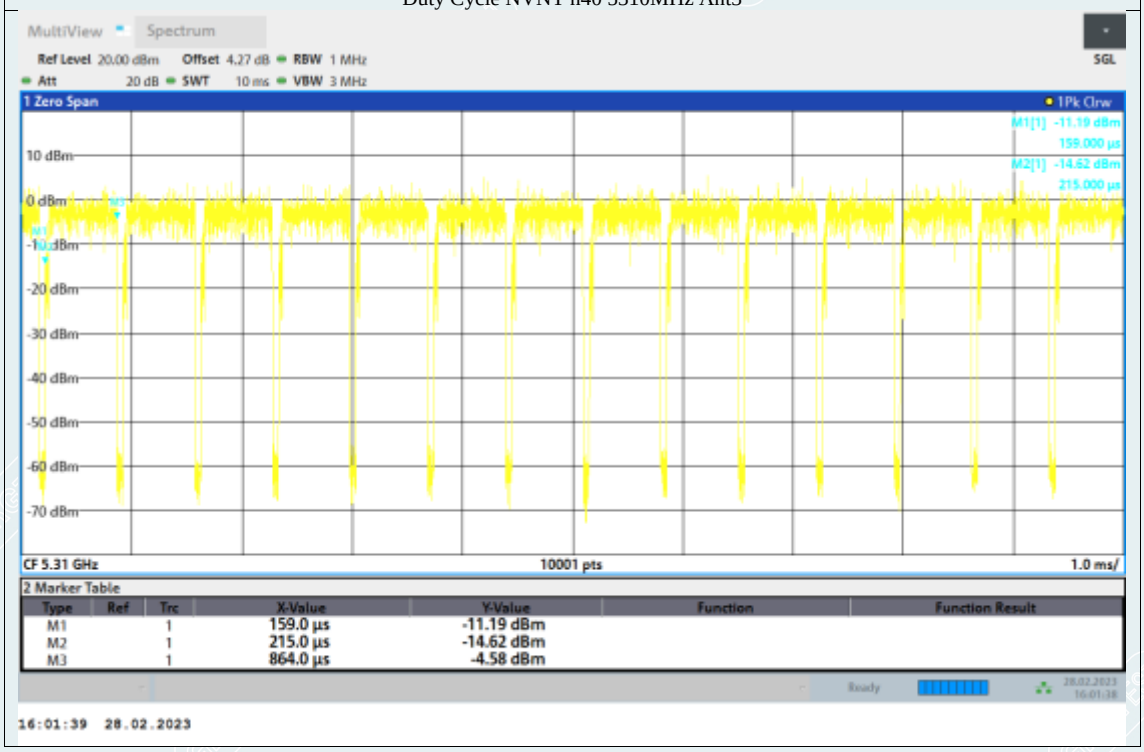

Duty Cycle NVNT ac20 5260MHz Ant1

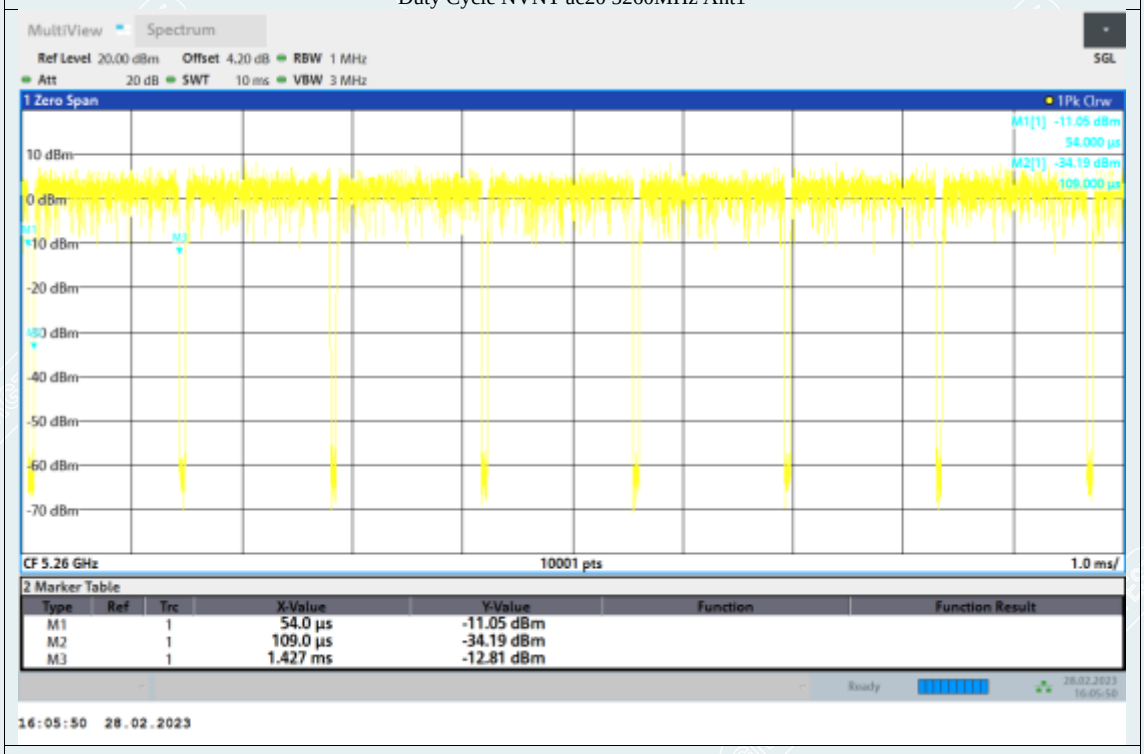
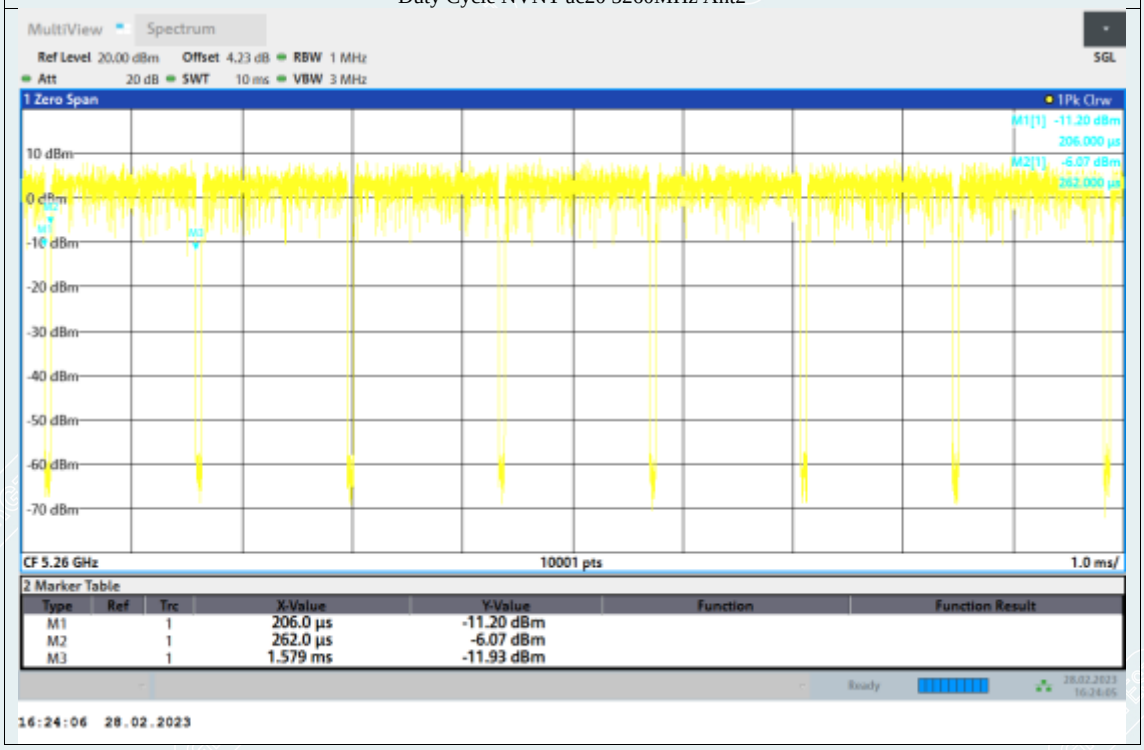
Duty Cycle NVNT ac20 5260MHz Ant2