Appendix I: Test Data for E-UTRA Band 12

Product Name: Tablet PC
Trade Mark: Bright Life
Test Model: TL21

Environmental Conditions

Temperature:	24.1° C
Relative Humidity:	53.6%
ATM Pressure:	100.0 kPa
Test Engineer:	Diamond.Lu
Supervised by:	Tom.Liu

I.1 Conducted Output Power

Conducted Output Power Test Result (Channel Bandwidth: 1.4 MHz)						
Modulation	Channel	RB Configuration		Average Power [dBm]	Average Power [dBm]	Verdict
		Size	Offset	QPSK	16QAM	
QPSK / 16QAM	LCH	1	0	21.88	INCONCLUSIVE	PASS
		1	3	21.87	21.33	PASS
		1	5	21.71	21.13	PASS
		3	0	21.98	21.21	PASS
		3	2	21.99	21.19	PASS
		3	3	21.89	21.09	PASS
		6	0	21.97	21.01	PASS
	MCH	1	0	23.65	23.06	PASS
		1	3	23.80	23.25	PASS
		1	5	23.79	23.18	PASS
		3	0	23.63	22.68	PASS
		3	2	23.74	22.83	PASS
		3	3	23.72	22.84	PASS
		6	0	23.36	22.35	PASS
	HCH	1	0	24.59	23.78	PASS
		1	3	24.47	23.84	PASS
		1	5	24.25	23.58	PASS
		3	0	24.61	23.73	PASS
		3	2	24.52	23.66	PASS
		3	3	24.39	23.53	PASS
		6	0	23.99	23.38	PASS

Conducted Output Power Test Result (Channel Bandwidth: 3 MHz)						
Modulation	Channel	RB Configuration		Average Power [dBm]	Average Power [dBm]	Verdict
		Size	Offset	QPSK	16QAM	
QPSK / 16QAM	LCH	1	0	22.17	21.47	PASS
		1	7	21.97	21.31	PASS
		1	14	21.69	21.02	PASS
		8	0	22.07	21.17	PASS
		8	4	21.94	21.08	PASS
		8	7	21.78	20.88	PASS
		15	0	21.93	20.95	PASS
	MCH	1	0	23.25	22.53	PASS
		1	7	23.89	23.20	PASS
		1	14	23.73	23.02	PASS
		8	0	23.37	22.30	PASS
		8	4	23.41	22.44	PASS
		8	7	23.47	22.45	PASS
		15	0	23.37	22.27	PASS
	HCH	1	0	24.40	23.80	PASS
		1	7	24.82	24.27	PASS
		1	14	24.21	23.66	PASS
		8	0	24.10	23.15	PASS
		8	4	23.96	23.10	PASS
		8	7	23.95	22.89	PASS
		15	0	23.97	22.88	PASS

This report shall not be reproduced except in full, without the written approval of Shenzhen LCS Compliance Testing Laboratory Ltd.

Conducted Output Power Test Result (Channel Bandwidth: 5 MHz)						
Modulation	Channel	RB Configuration		Average Power [dBm]	Average Power [dBm]	Verdict
		Size	Offset	QPSK	16QAM	
QPSK / 16QAM	LCH	1	0	22.04	21.46	PASS
		1	12	21.87	21.32	PASS
		1	24	21.76	21.20	PASS
		12	0	21.92	21.11	PASS
		12	6	21.73	20.93	PASS
		12	13	21.60	20.80	PASS
		25	0	21.75	20.83	PASS
	MCH	1	0	22.70	22.13	PASS
		1	12	23.88	23.30	PASS
		1	24	23.46	22.86	PASS
		12	0	23.15	22.32	PASS
		12	6	23.46	22.56	PASS
		12	13	23.47	22.45	PASS
		25	0	23.29	22.34	PASS
	HCH	1	0	23.39	22.43	PASS
		1	12	24.63	23.65	PASS
		1	24	24.17	23.20	PASS
		12	0	23.77	22.82	PASS
		12	6	23.99	23.06	PASS
		12	13	23.82	22.85	PASS
		25	0	23.84	23.19	PASS

Conducted Output Power Test Result (Channel Bandwidth: 10 MHz)						
Modulation	Channel	RB Configuration		Average Power [dBm]	Average Power [dBm]	Verdict
		Size	Offset	QPSK	16QAM	
QPSK / 16QAM	LCH	1	0	21.37	20.68	PASS
		1	24	22.21	21.52	PASS
		1	49	23.03	22.36	PASS
		25	0	21.53	20.56	PASS
		25	12	22.23	21.23	PASS
		25	25	22.98	22.00	PASS
		50	0	22.28	21.32	PASS
	MCH	1	0	20.83	20.13	PASS
		1	24	23.85	23.14	PASS
		1	49	22.94	22.24	PASS
		25	0	22.59	21.57	PASS
		25	12	23.52	22.54	PASS
		25	25	23.37	22.43	PASS
		50	0	22.98	22.04	PASS
	HCH	1	0	22.68	22.12	PASS
		1	24	23.67	23.13	PASS
		1	49	23.73	23.21	PASS
		25	0	23.39	22.42	PASS
		25	12	23.70	22.75	PASS
		25	25	24.05	23.11	PASS
		50	0	23.71	22.66	PASS

I.2 Peak-to-Average Ratio

Peak-to Average Ratio Test Result (Channel Bandwidth: 1.4 MHz)				
Modulation	Channel	Peak-to-Average Ratio [dB]	Limit [dB]	Verdict
QPSK	LCH	5.47	<13	PASS
	MCH	5.36	<13	PASS
	HCH	4.44	<13	PASS
16QAM	LCH	6.54	<13	PASS
	MCH	6.28	<13	PASS
	HCH	5.19	<13	PASS

Peak-to Average Ratio Test Result (Channel Bandwidth: 3 MHz)				
Modulation	Channel	Peak-to-Average Ratio [dB]	Limit [dB]	Verdict
QPSK	LCH	5.69	<13	PASS
	MCH	5.37	<13	PASS
	HCH	4.73	<13	PASS
16QAM	LCH	6.59	<13	PASS
	MCH	6.31	<13	PASS
	HCH	5.59	<13	PASS

Peak-to Average Ratio Test Result (Channel Bandwidth: 5 MHz)				
Modulation	Channel	Peak-to-Average Ratio [dB]	Limit [dB]	Verdict
QPSK	LCH	6.21	<13	PASS
	MCH	5.32	<13	PASS
	HCH	4.9	<13	PASS
16QAM	LCH	6.76	<13	PASS
	MCH	6.22	<13	PASS
	HCH	5.79	<13	PASS

Peak-to Average Ratio Test Result (Channel Bandwidth: 10 MHz)				
Modulation	Channel	Peak-to-Average Ratio [dB]	Limit [dB]	Verdict
QPSK	LCH	5.57	<13	PASS
	MCH	5.7	<13	PASS
	HCH	5.26	<13	PASS
16QAM	LCH	6.84	<13	PASS
	MCH	6.39	<13	PASS
	HCH	6.12	<13	PASS

This report shall not be reproduced except in full, without the written approval of Shenzhen LCS Compliance Testing Laboratory Ltd.

Peak-to Average Ratio Test Graph(s) (Channel Bandwidth: 1.4 MHz)_LCH_QPSK

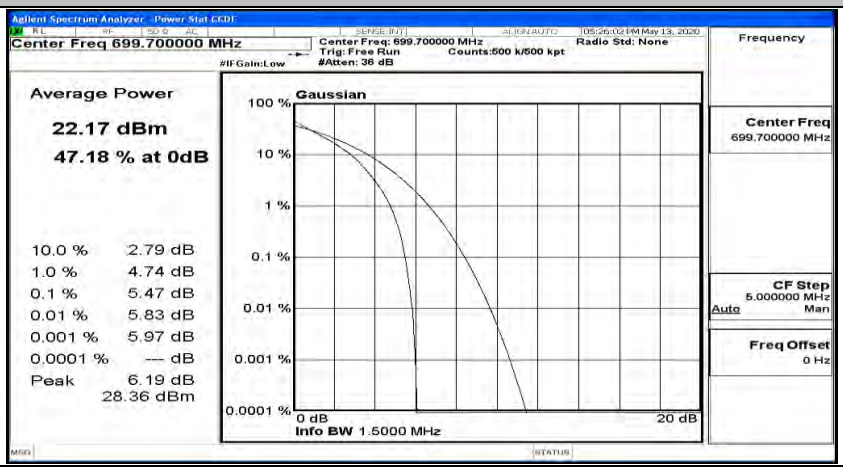

Peak-to Average Ratio Test Graph(s) (Channel Bandwidth: 1.4 MHz)_MCH_QPSK

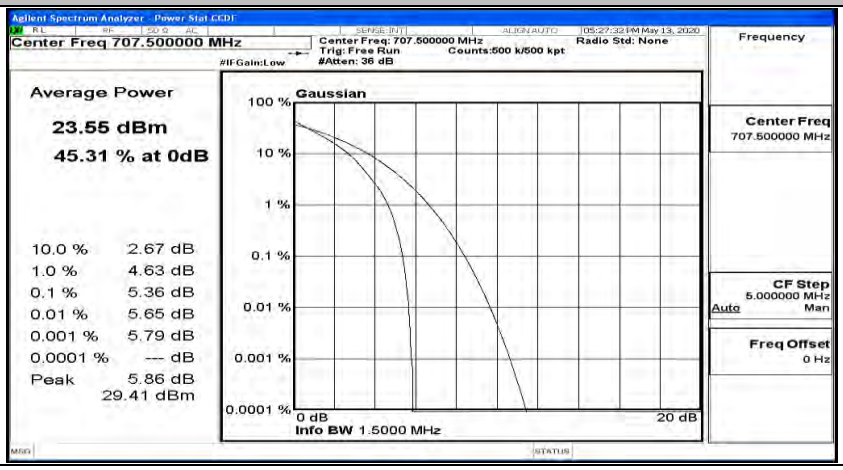

Peak-to Average Ratio Test Graph(s) (Channel Bandwidth: 1.4 MHz)_HCH_QPSK

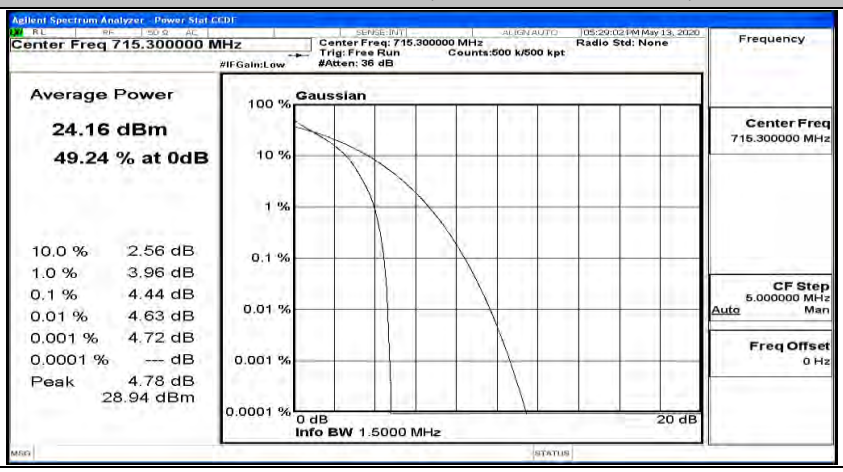

Peak-to Average Ratio Test Graph(s) (Channel Bandwidth: 1.4 MHz)_LCH_16QAM

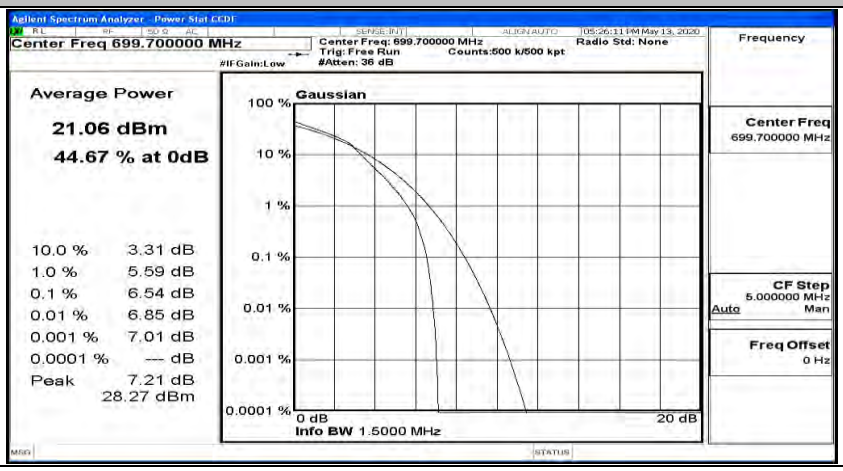

Peak-to Average Ratio Test Graph(s) (Channel Bandwidth: 1.4 MHz)_MCH_16QAM

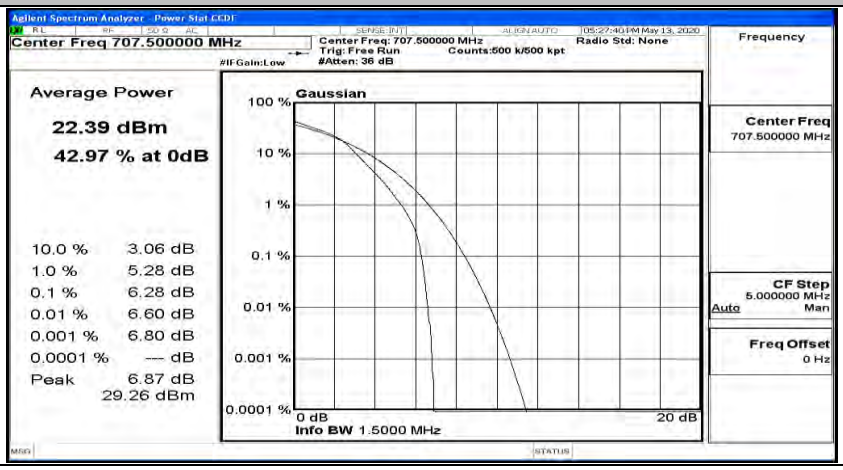

Peak-to Average Ratio Test Graph(s) (Channel Bandwidth: 1.4 MHz)_HCH_16QAM

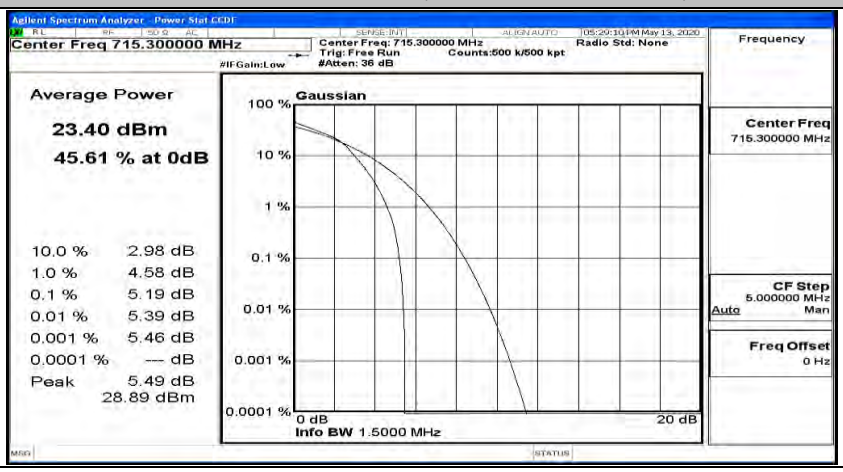

Peak-to Average Ratio Test Graph(s) (Channel Bandwidth: 3 MHz)_LCH_QPSK

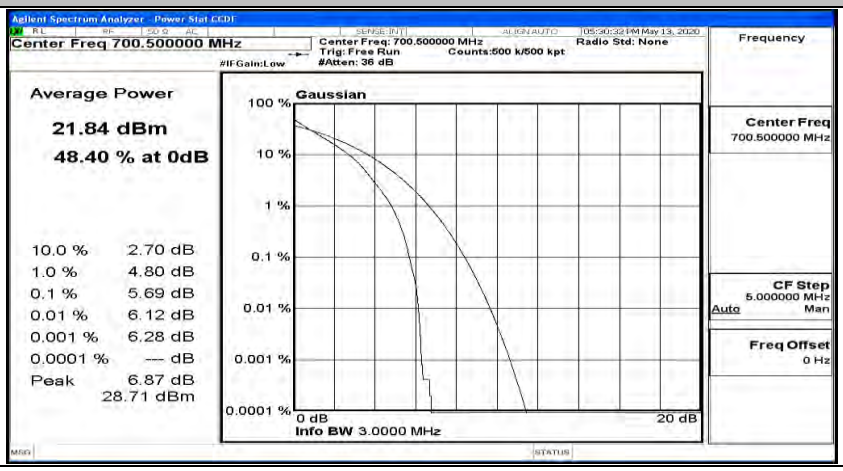

Peak-to Average Ratio Test Graph(s) (Channel Bandwidth: 3 MHz)_MCH_QPSK

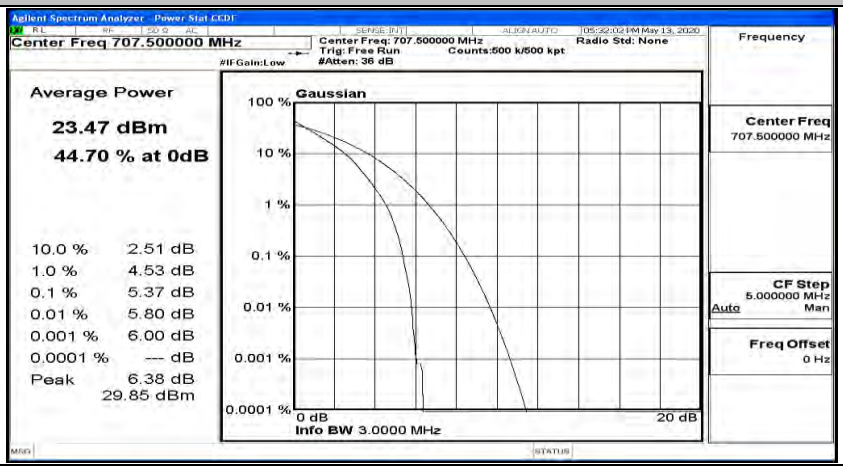

Peak-to Average Ratio Test Graph(s) (Channel Bandwidth: 3 MHz)_HCH_QPSK

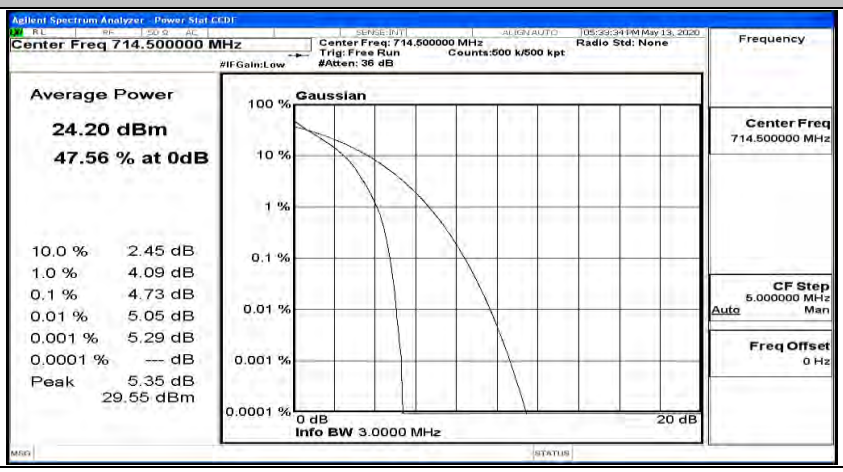

Peak-to Average Ratio Test Graph(s) (Channel Bandwidth: 3 MHz)_LCH_16QAM

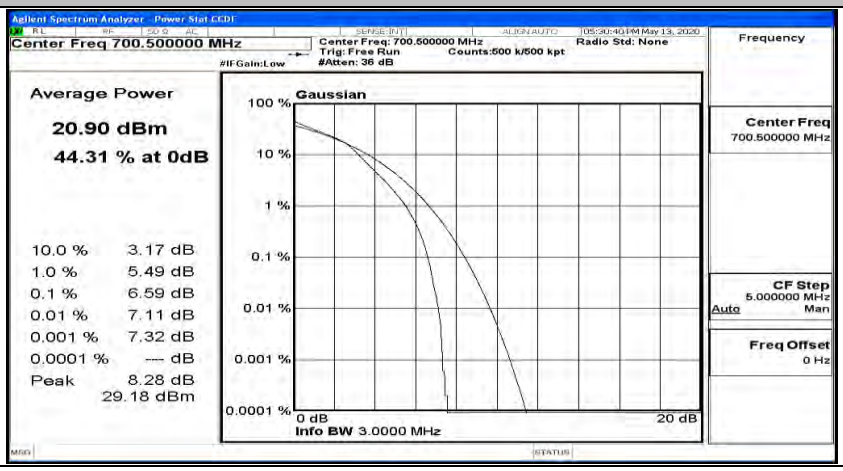

Peak-to Average Ratio Test Graph(s) (Channel Bandwidth: 3 MHz)_MCH_16QAM

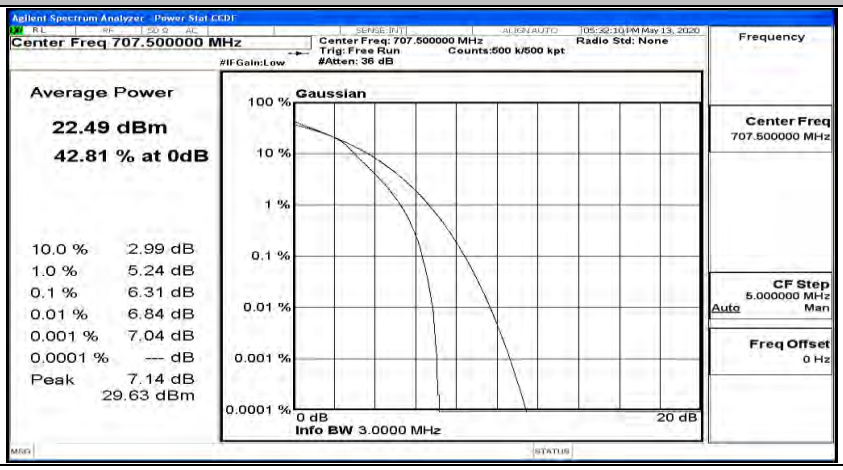

Peak-to Average Ratio Test Graph(s) (Channel Bandwidth: 3 MHz)_HCH_16QAM

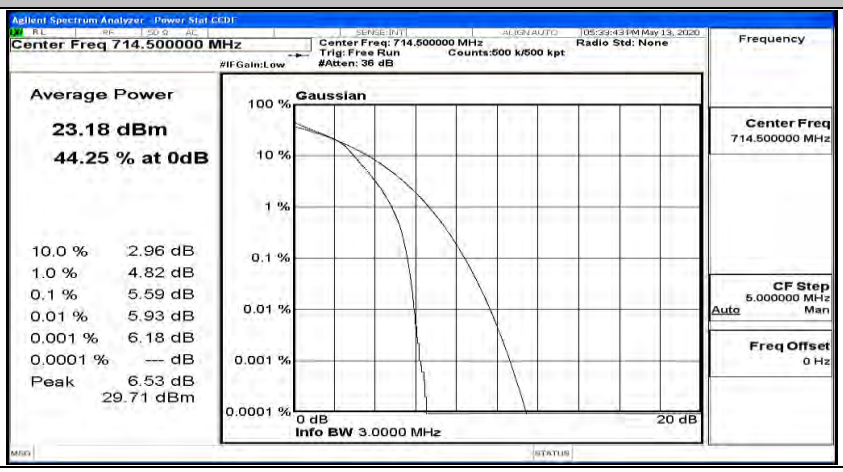

Peak-to Average Ratio Test Graph(s) (Channel Bandwidth: 5 MHz)_LCH_QPSK

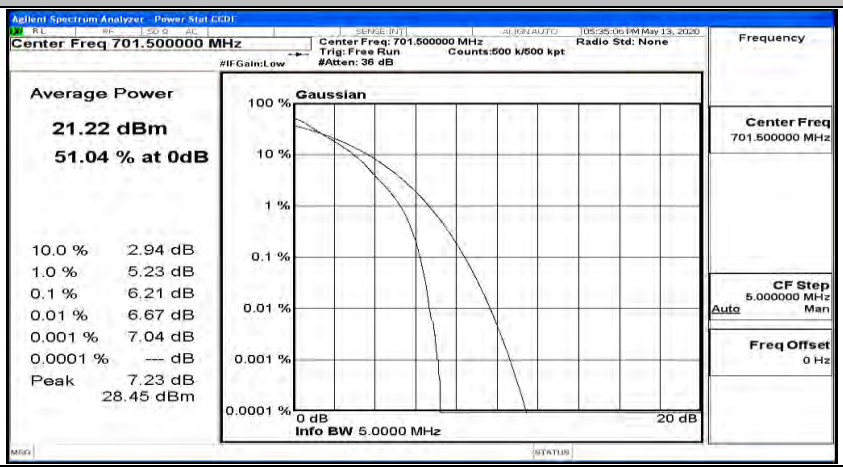

Peak-to Average Ratio Test Graph(s) (Channel Bandwidth: 5 MHz)_MCH_QPSK

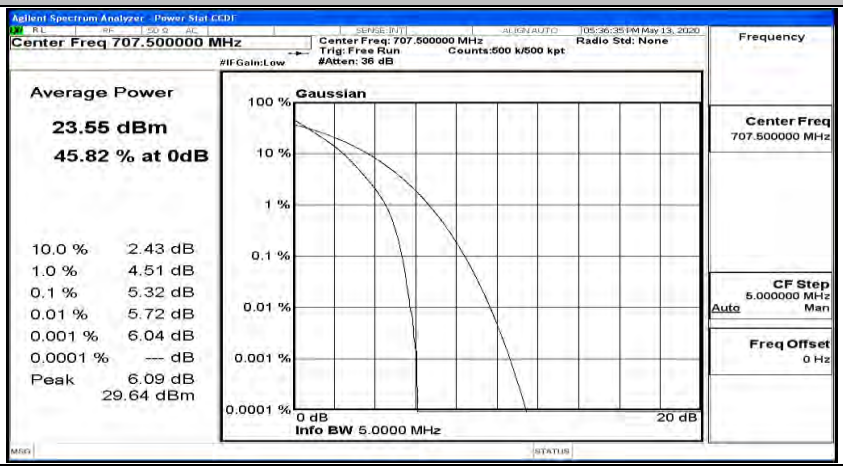

Peak-to Average Ratio Test Graph(s) (Channel Bandwidth: 5 MHz)_HCH_QPSK

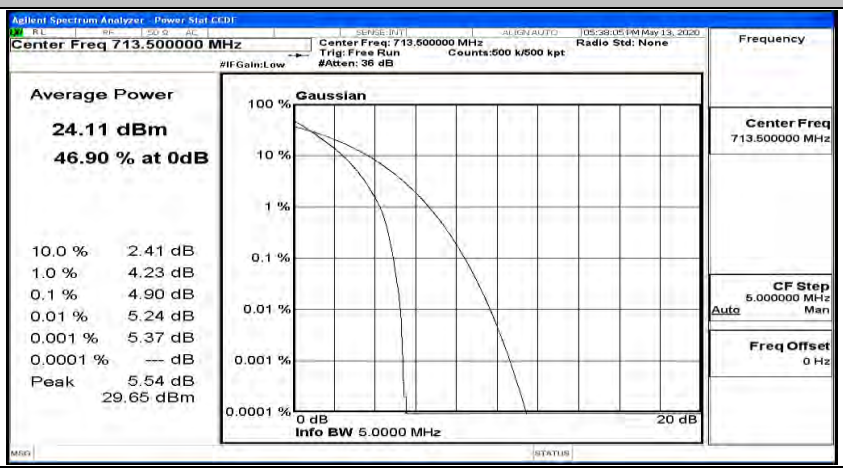

Peak-to Average Ratio Test Graph(s) (Channel Bandwidth: 5 MHz)_LCH_16QAM

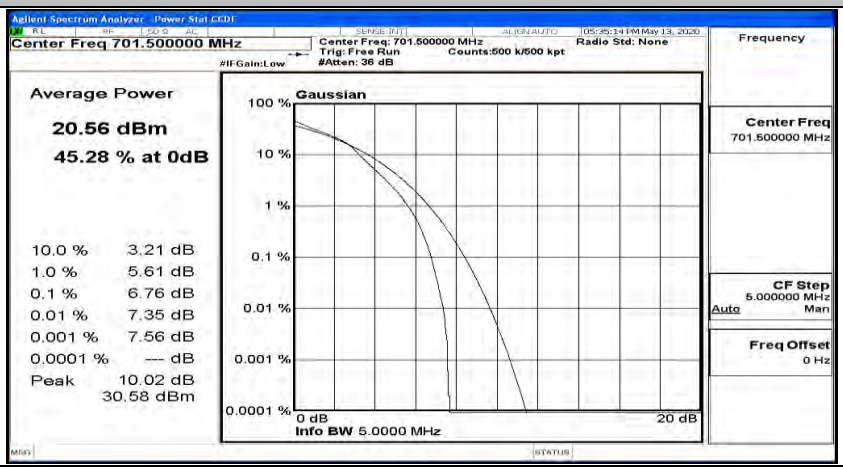

Peak-to Average Ratio Test Graph(s) (Channel Bandwidth: 5 MHz)_MCH_16QAM

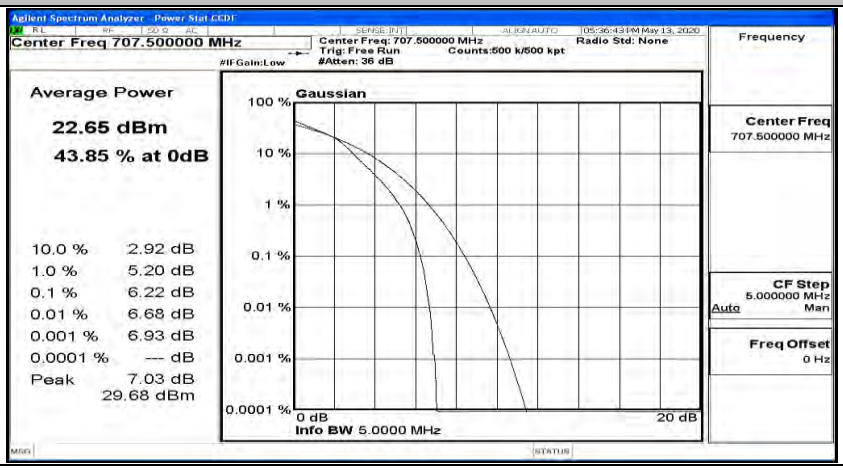

Peak-to Average Ratio Test Graph(s) (Channel Bandwidth: 5 MHz)_HCH_16QAM

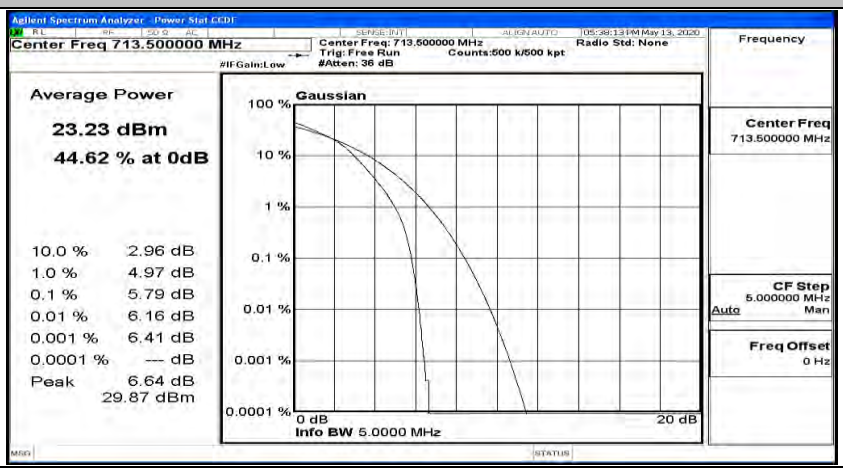

Peak-to Average Ratio Test Graph(s) (Channel Bandwidth: 10 MHz)_LCH_QPSK

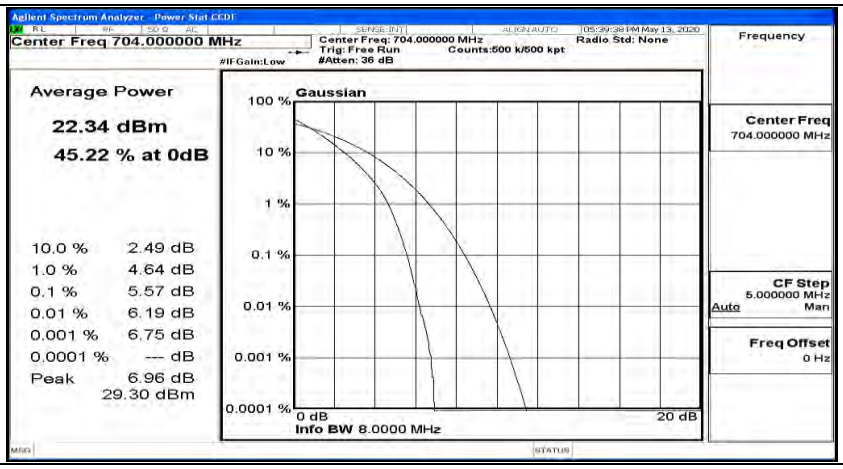

Peak-to Average Ratio Test Graph(s) (Channel Bandwidth: 10 MHz)_MCH_QPSK

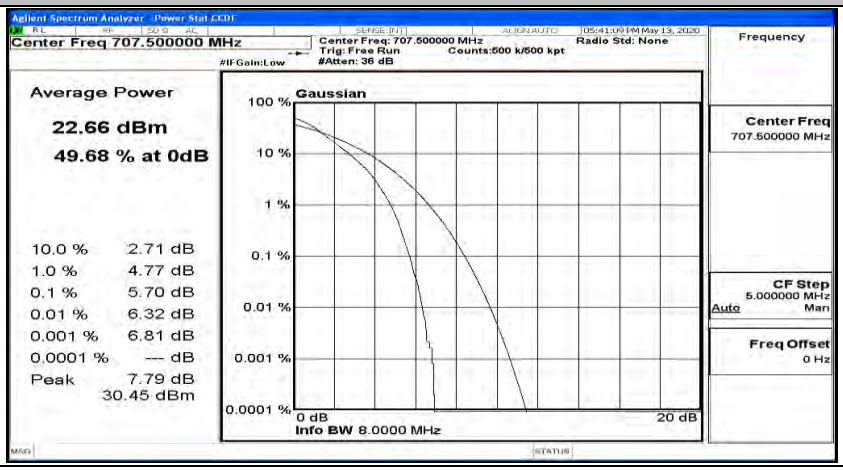

Peak-to Average Ratio Test Graph(s) (Channel Bandwidth: 10 MHz)_HCH_QPSK

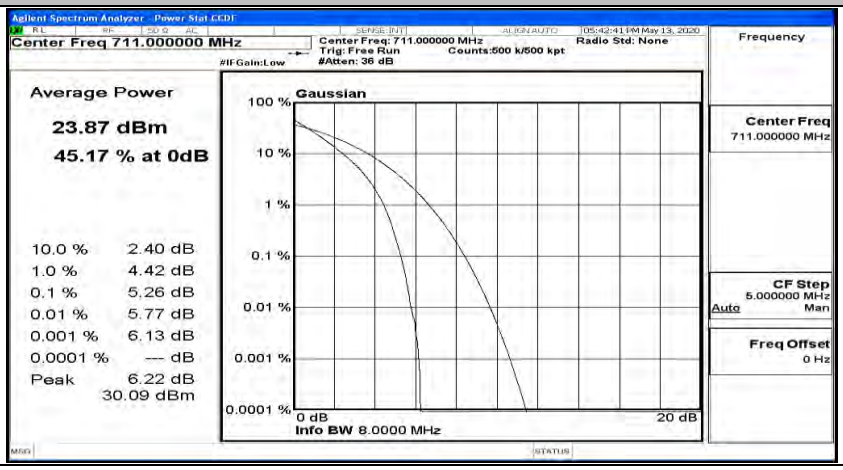

Peak-to Average Ratio Test Graph(s) (Channel Bandwidth: 10 MHz)_LCH_16QAM

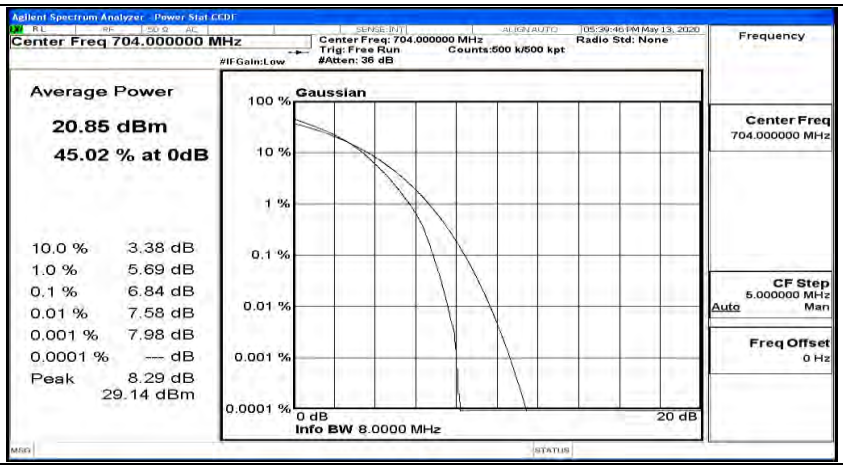

Peak-to Average Ratio Test Graph(s) (Channel Bandwidth: 10 MHz)_MCH_16QAM

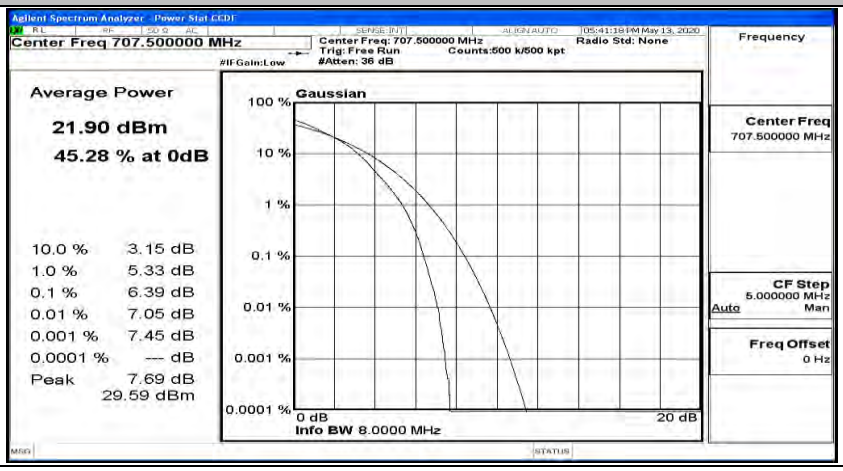

Peak-to Average Ratio Test Graph(s) (Channel Bandwidth: 10 MHz)_HCH_16QAM

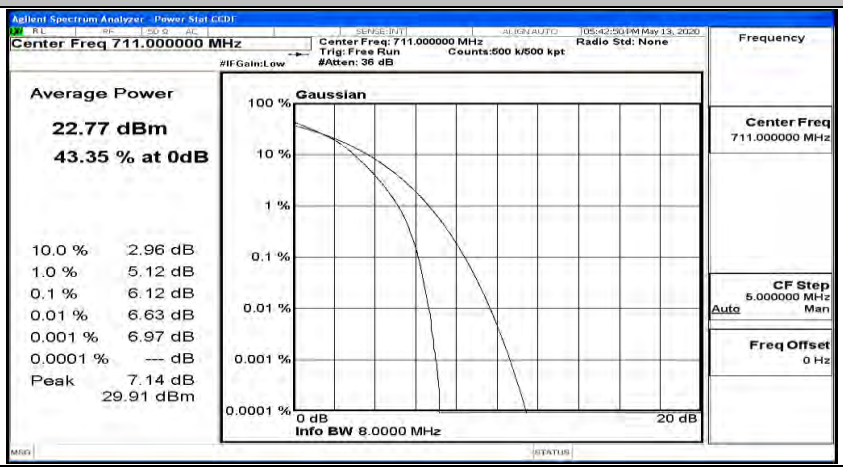

I.3 26dB Bandwidth and Occupied Bandwidth

EBW & OBW Test Result (Channel Bandwidth: 1.4 MHz)				
Modulation	Channel	Occupied Bandwidth (MHz)	26dB Bandwidth (MHz)	Verdict
QPSK	LCH	1.0780	1.236	PASS
	MCH	1.0761	1.222	PASS
	HCH	1.0770	1.224	PASS
16QAM	LCH	1.0812	1.250	PASS
	MCH	1.0773	1.235	PASS
	HCH	1.0819	1.221	PASS

EBW & OBW Test Result (Channel Bandwidth: 3 MHz)				
Modulation	Channel	Occupied Bandwidth (MHz)	26dB Bandwidth (MHz)	Verdict
QPSK	LCH	2.6832	2.884	PASS
	MCH	2.6834	2.890	PASS
	HCH	2.6780	2.885	PASS
16QAM	LCH	2.6873	2.891	PASS
	MCH	2.6776	2.862	PASS
	HCH	2.6843	2.885	PASS

EBW & OBW Test Result (Channel Bandwidth: 5 MHz)				
Modulation	Channel	Occupied Bandwidth (MHz)	26dB Bandwidth (MHz)	Verdict
QPSK	LCH	4.4807	4.789	PASS
	MCH	4.4652	4.771	PASS
	HCH	4.4651	4.756	PASS
16QAM	LCH	4.4719	4.848	PASS
	MCH	4.4718	4.796	PASS
	HCH	4.4569	4.772	PASS

EBW & OBW Test Result (Channel Bandwidth: 10 MHz)				
Modulation	Channel	Occupied Bandwidth (MHz)	26dB Bandwidth (MHz)	Verdict
QPSK	LCH	8.9369	9.500	PASS
	MCH	8.9178	9.407	PASS
	HCH	8.9185	9.461	PASS
16QAM	LCH	8.9351	9.475	PASS
	MCH	8.9094	9.356	PASS
	HCH	8.9320	9.414	PASS

This report shall not be reproduced except in full, without the written approval of Shenzhen LCS Compliance Testing Laboratory Ltd.

EBW & OBW Test Graph(s) (Channel Bandwidth: 1.4 MHz)_LCH_QPSK

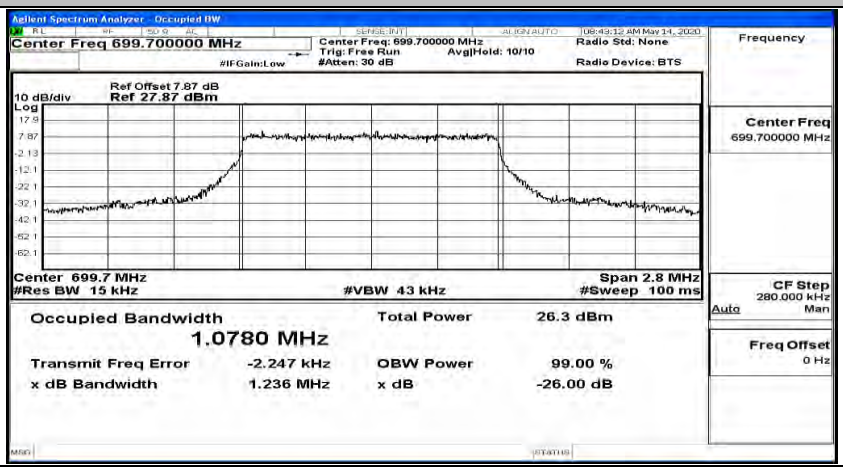

EBW & OBW Test Graph(s) (Channel Bandwidth: 1.4 MHz)_MCH_QPSK

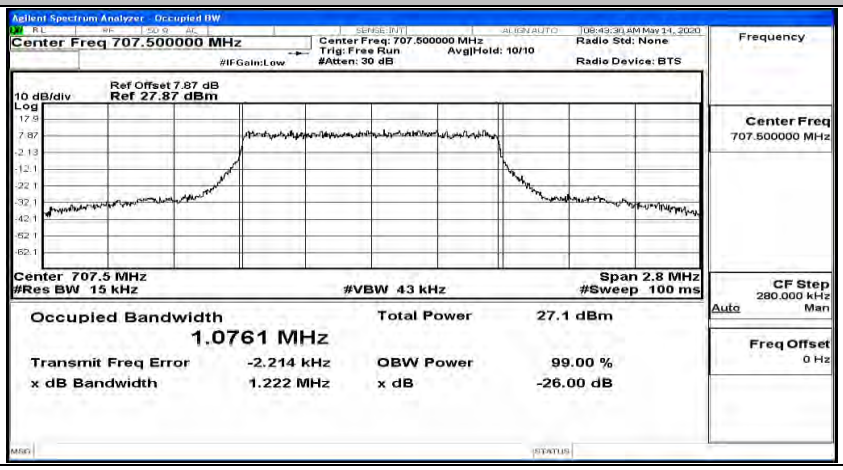

EBW & OBW Test Graph(s) (Channel Bandwidth: 1.4 MHz)_HCH_QPSK

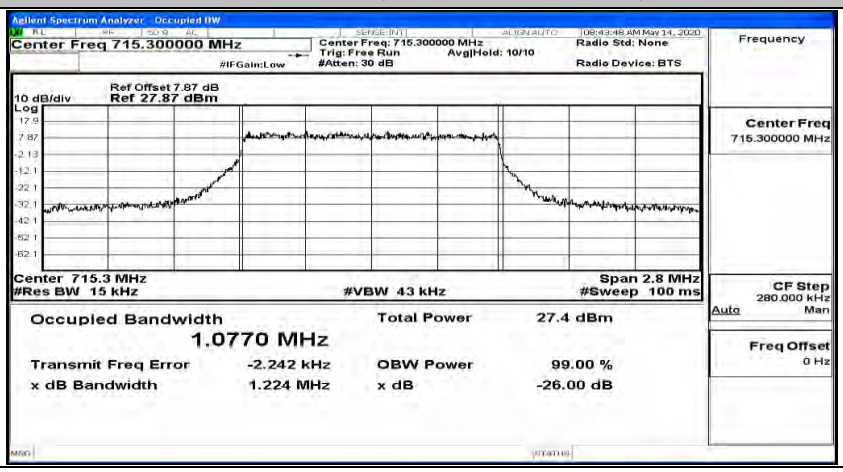

EBW & OBW Test Graph(s) (Channel Bandwidth: 1.4 MHz)_LCH_16QAM

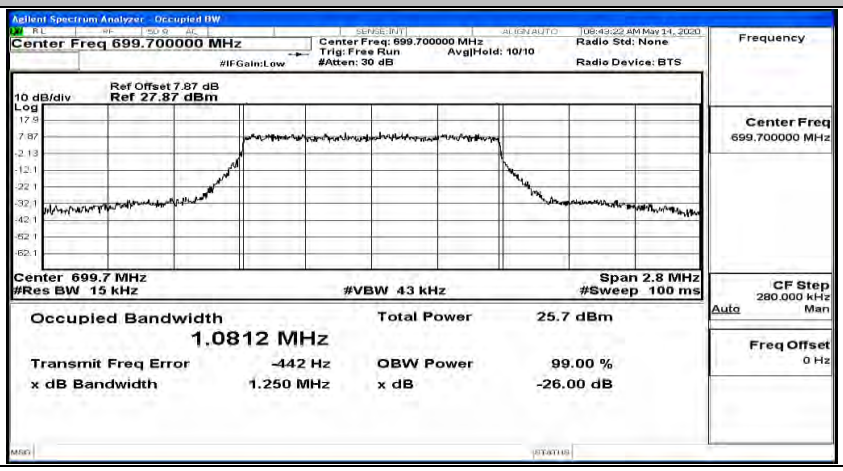

EBW & OBW Test Graph(s) (Channel Bandwidth: 1.4 MHz)_MCH_16QAM

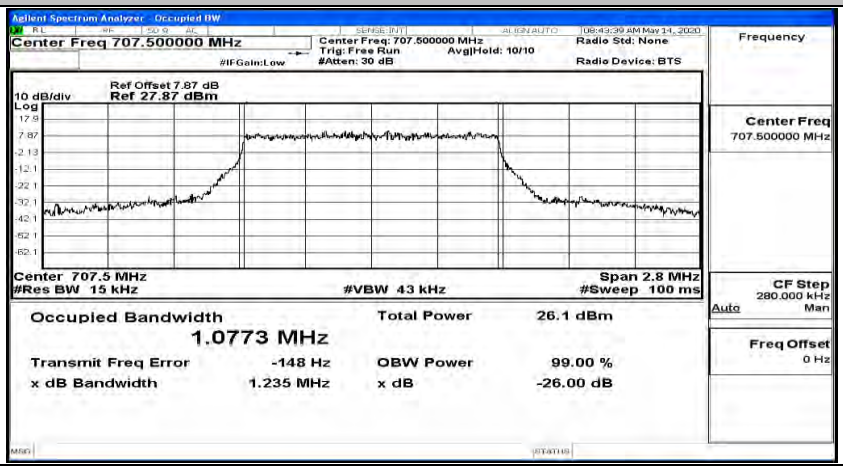

EBW & OBW Test Graph(s) (Channel Bandwidth: 1.4 MHz)_HCH_16QAM

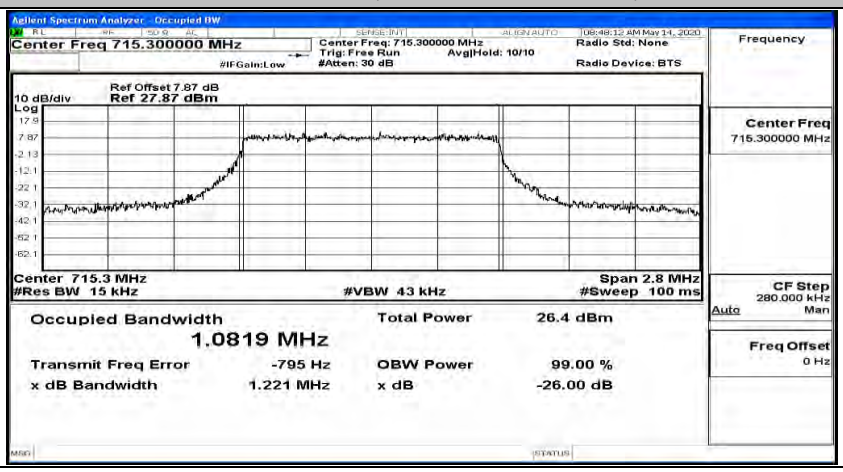

EBW & OBW Test Graph(s) (Channel Bandwidth: 3 MHz)_LCH_QPSK

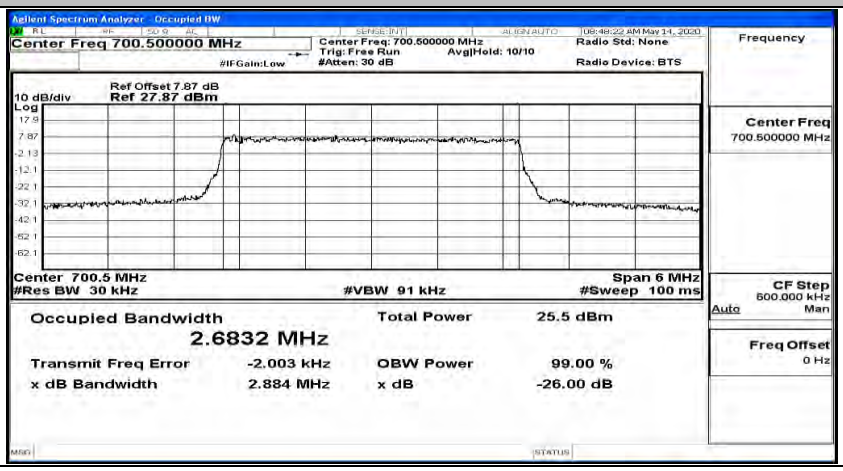

EBW & OBW Test Graph(s) (Channel Bandwidth: 3 MHz)_MCH_QPSK

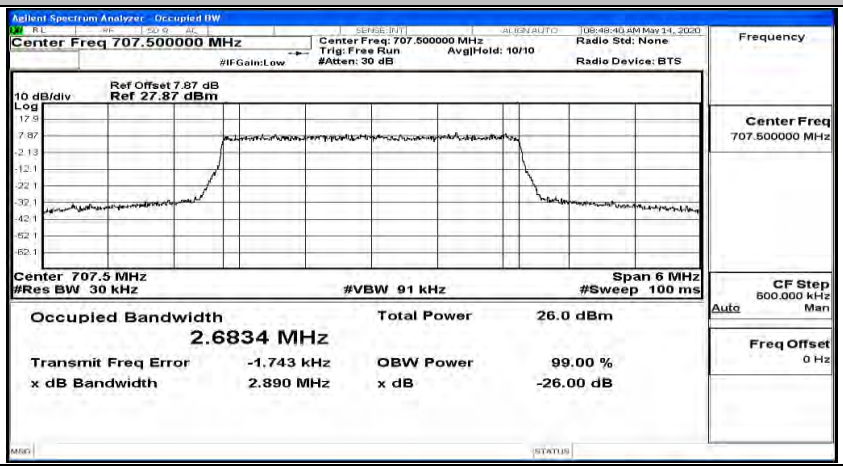

EBW & OBW Test Graph(s) (Channel Bandwidth: 3 MHz)_HCH_QPSK

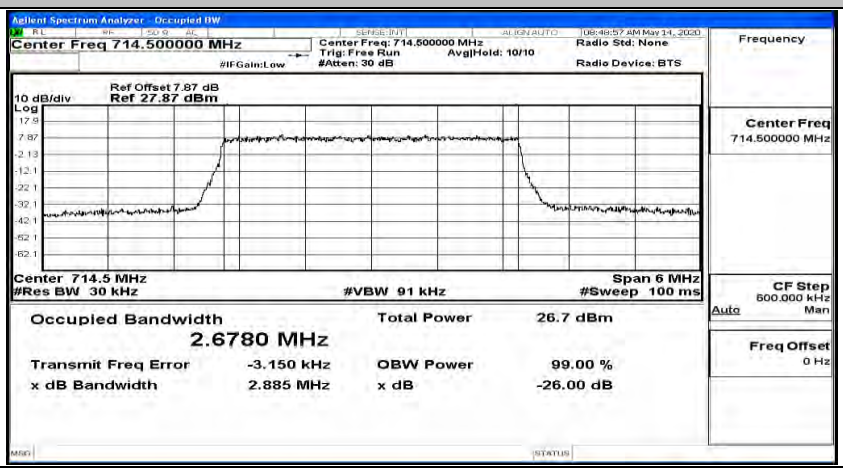

EBW & OBW Test Graph(s) (Channel Bandwidth: 3 MHz)_LCH_16QAM

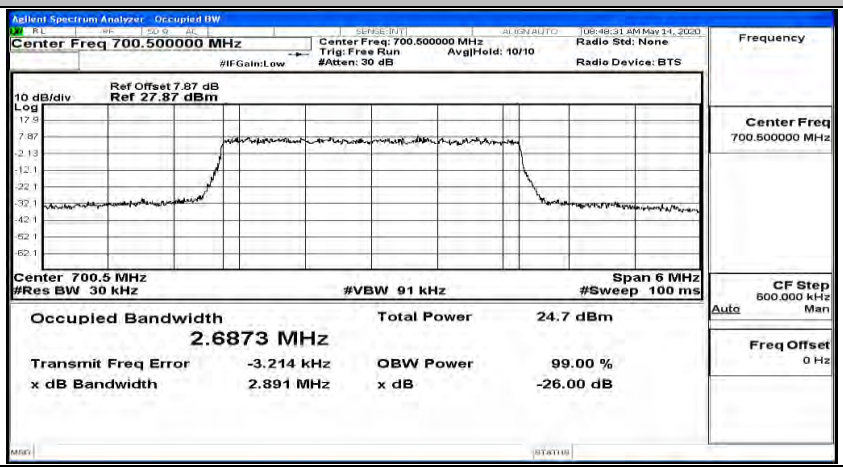

EBW & OBW Test Graph(s) (Channel Bandwidth: 3 MHz)_MCH_16QAM

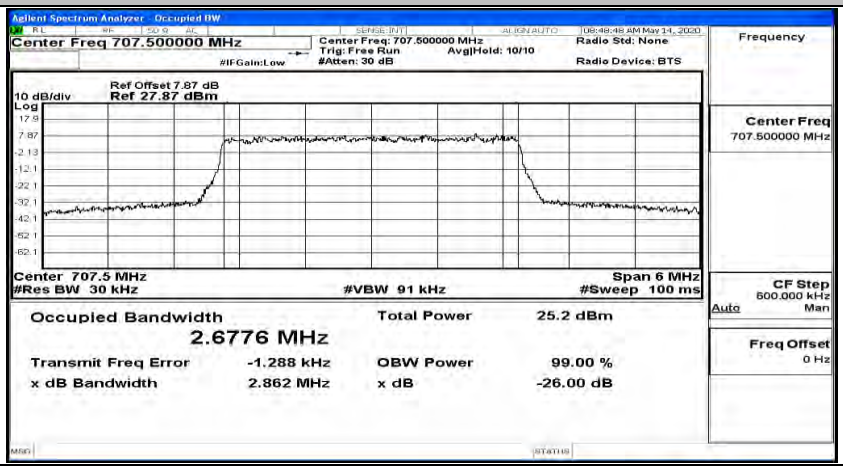

EBW & OBW Test Graph(s) (Channel Bandwidth: 3 MHz)_HCH_16QAM

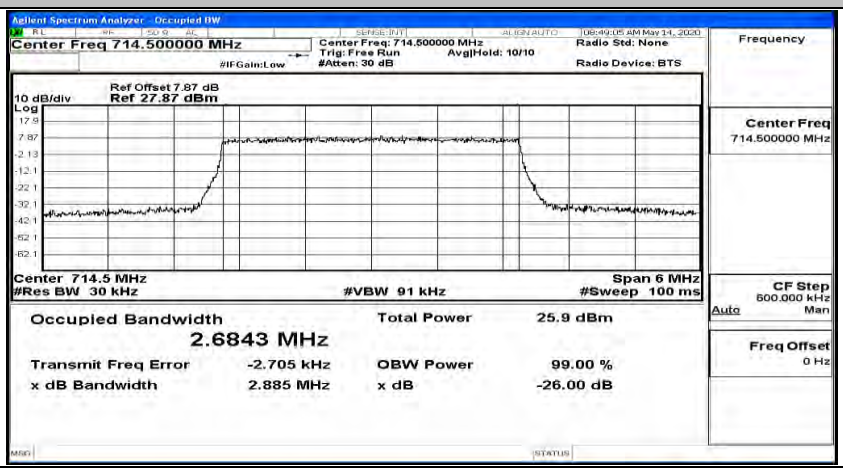

EBW & OBW Test Graph(s) (Channel Bandwidth: 5 MHz)_LCH_QPSK

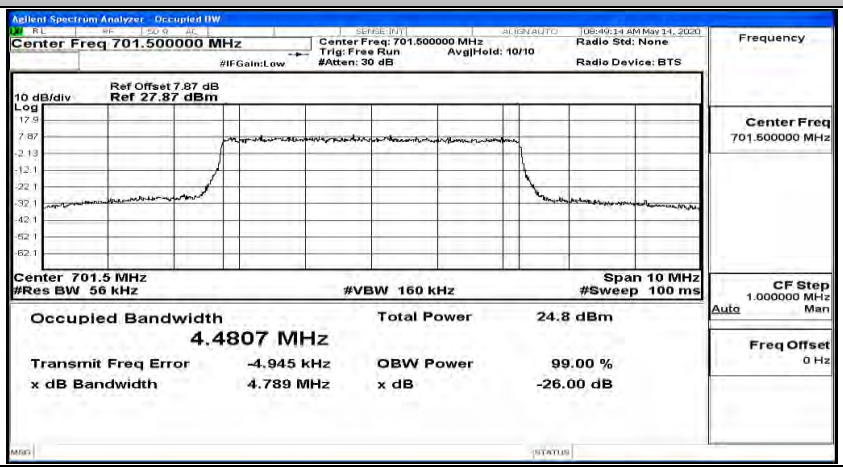

EBW & OBW Test Graph(s) (Channel Bandwidth: 5 MHz)_MCH_QPSK

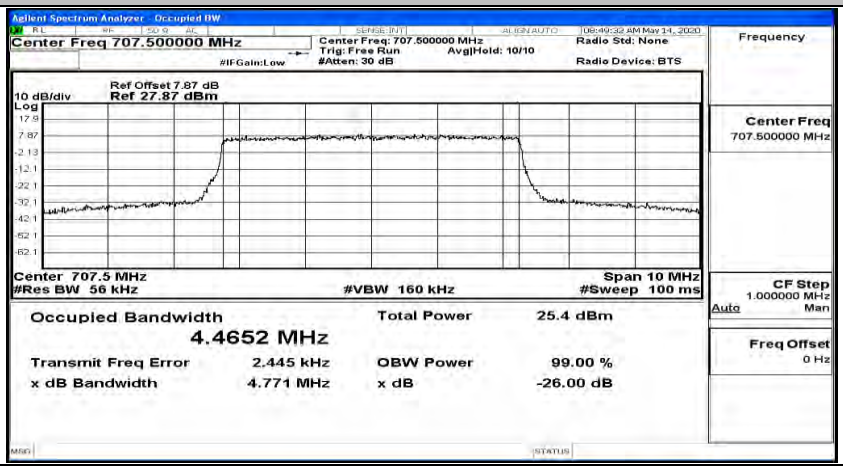

EBW & OBW Test Graph(s) (Channel Bandwidth: 5 MHz)_HCH_QPSK

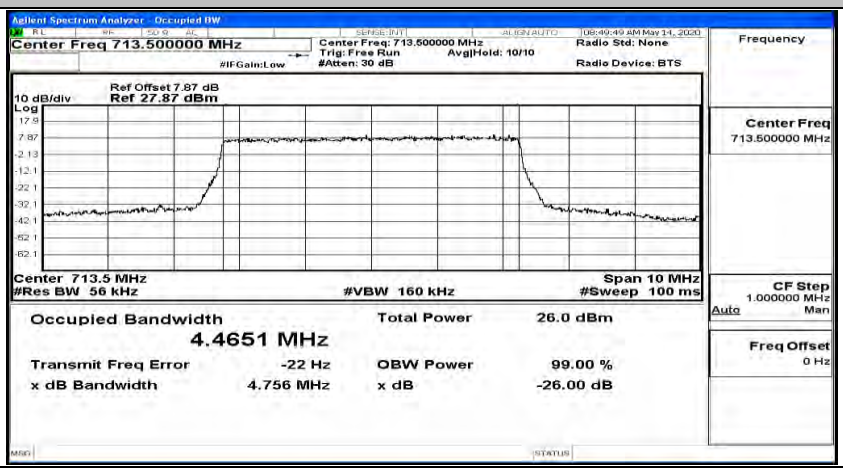

EBW & OBW Test Graph(s) (Channel Bandwidth: 5 MHz)_LCH_16QAM

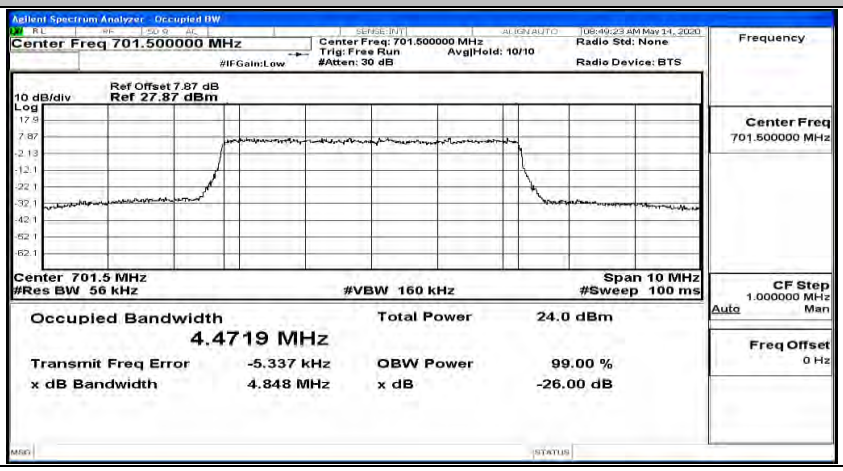

EBW & OBW Test Graph(s) (Channel Bandwidth: 5 MHz)_MCH_16QAM

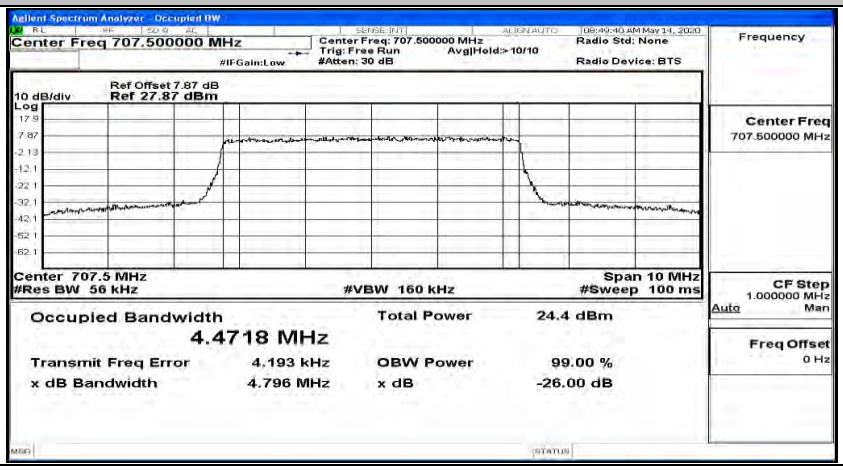

EBW & OBW Test Graph(s) (Channel Bandwidth: 5 MHz)_HCH_16QAM

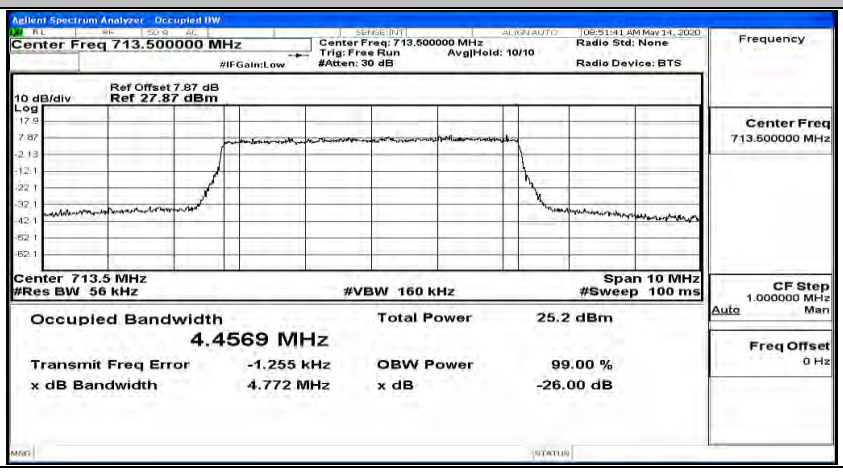

EBW & OBW Test Graph(s) (Channel Bandwidth: 10 MHz)_LCH_QPSK

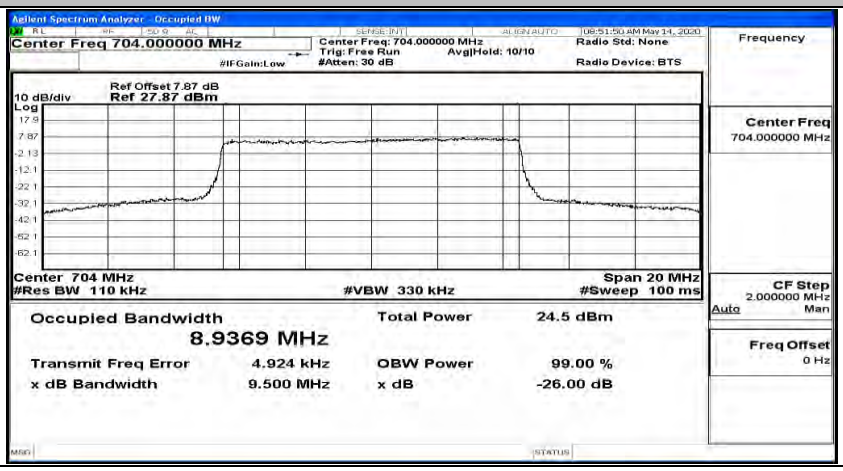

EBW & OBW Test Graph(s) (Channel Bandwidth: 10 MHz)_MCH_QPSK

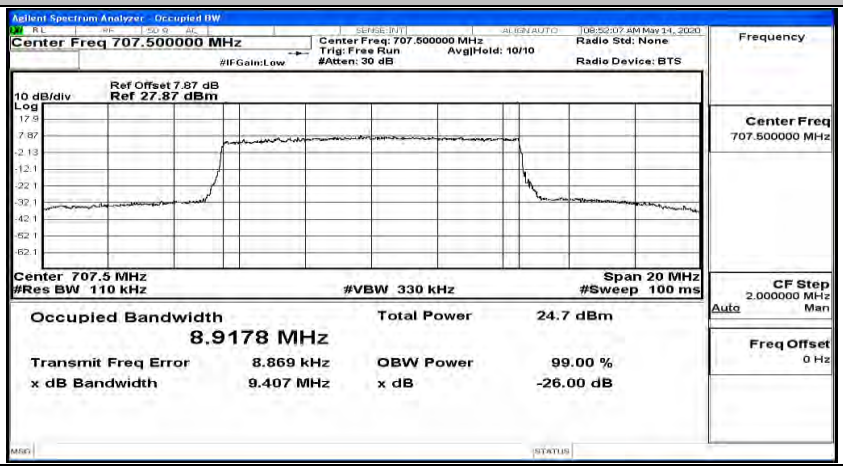

EBW & OBW Test Graph(s) (Channel Bandwidth: 10 MHz)_HCH_QPSK

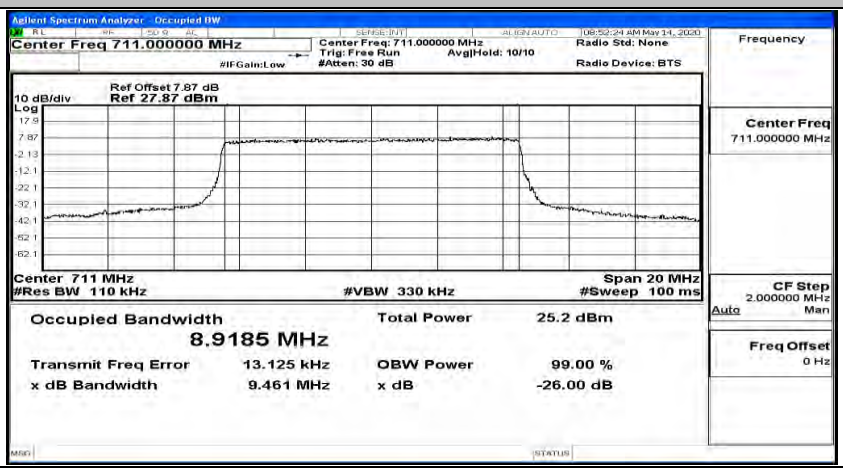

EBW & OBW Test Graph(s) (Channel Bandwidth: 10 MHz)_LCH_16QAM

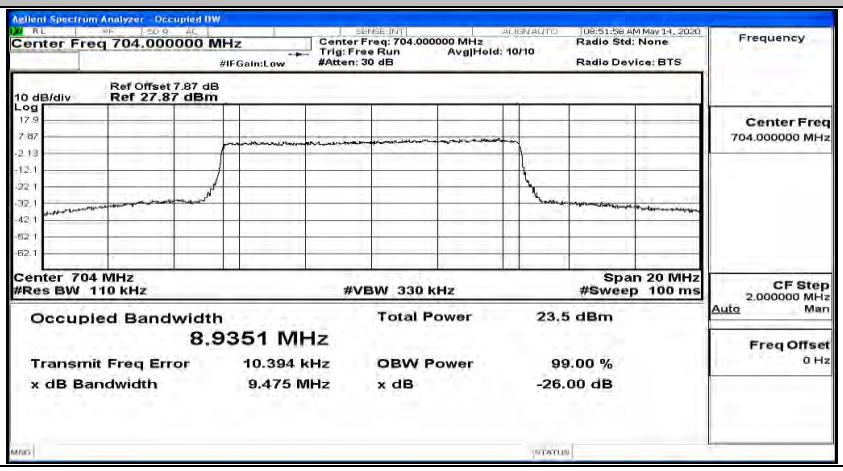

EBW & OBW Test Graph(s) (Channel Bandwidth: 10 MHz)_MCH_16QAM

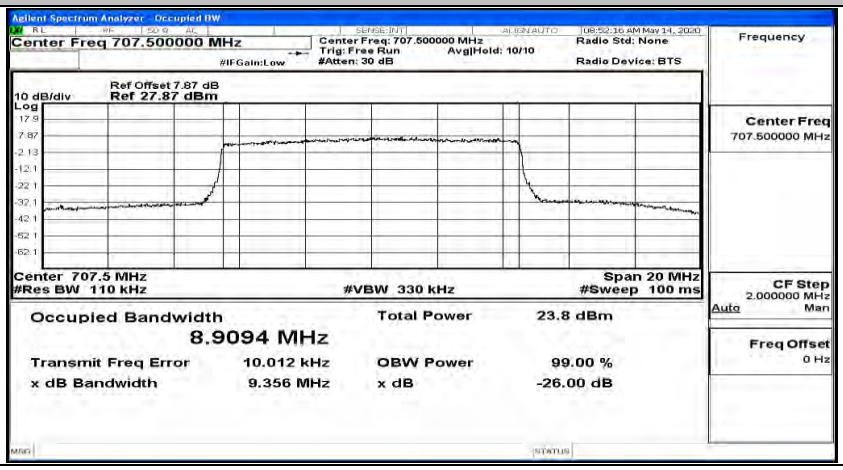

EBW & OBW Test Graph(s) (Channel Bandwidth: 10 MHz)_HCH_16QAM

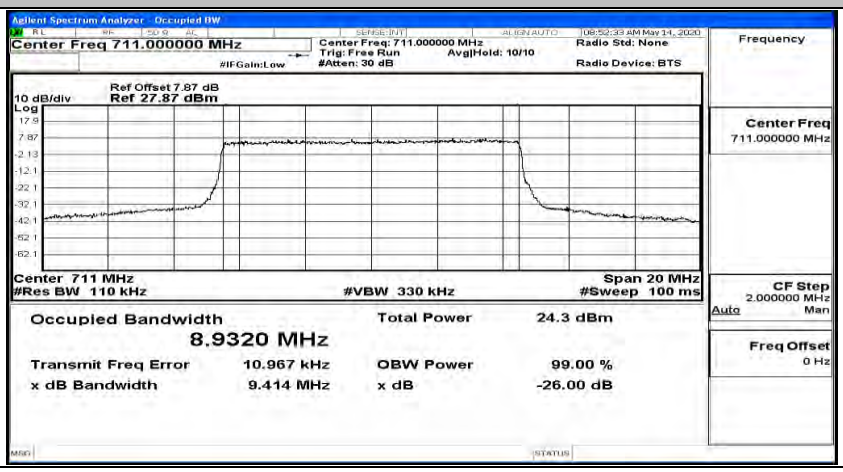

I.4 Band Edge

Band Edge Test Graph(s) (Channel Bandwidth: 1.4 MHz)_LCH_QPSK

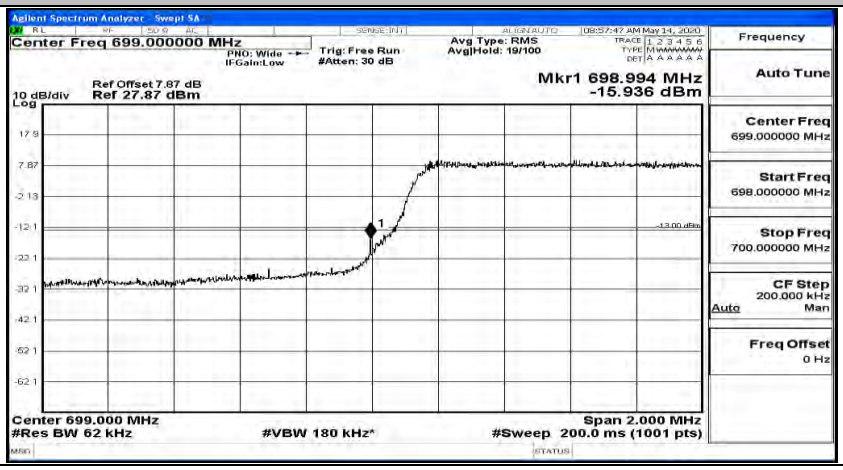

Band Edge Test Graph(s) (Channel Bandwidth: 1.4 MHz)_HCH_QPSK

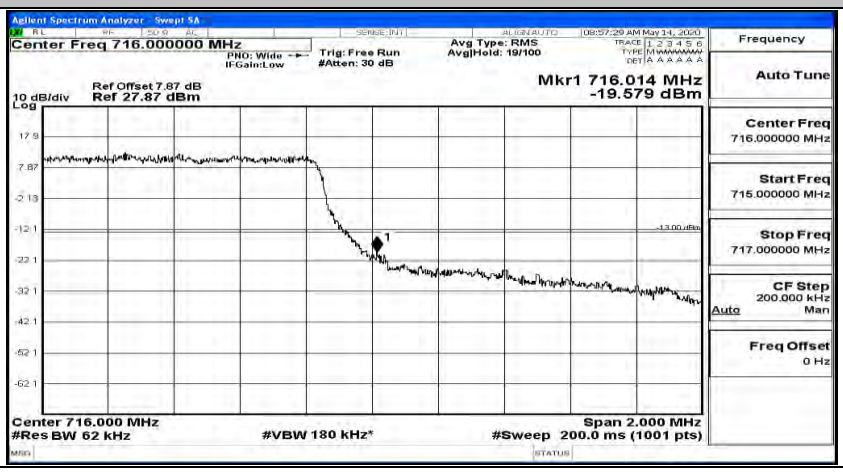

Band Edge Test Graph(s) (Channel Bandwidth: 1.4 MHz)_LCH_16QAM

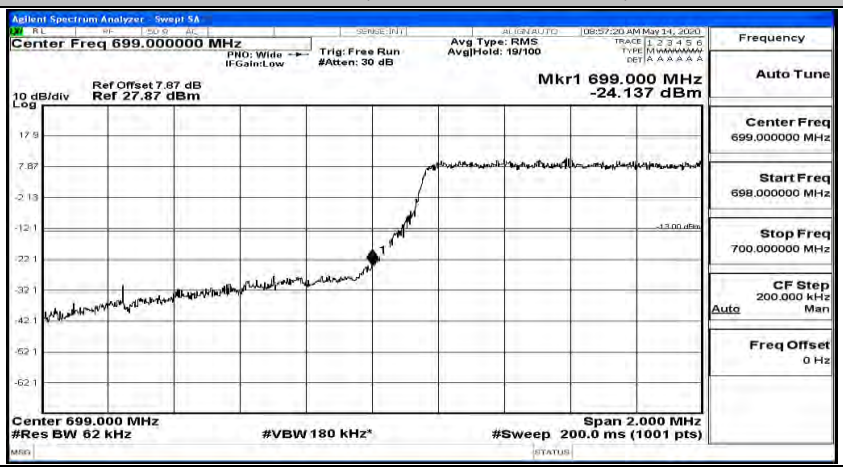

Band Edge Test Graph(s) (Channel Bandwidth: 1.4 MHz)_HCH_16QAM

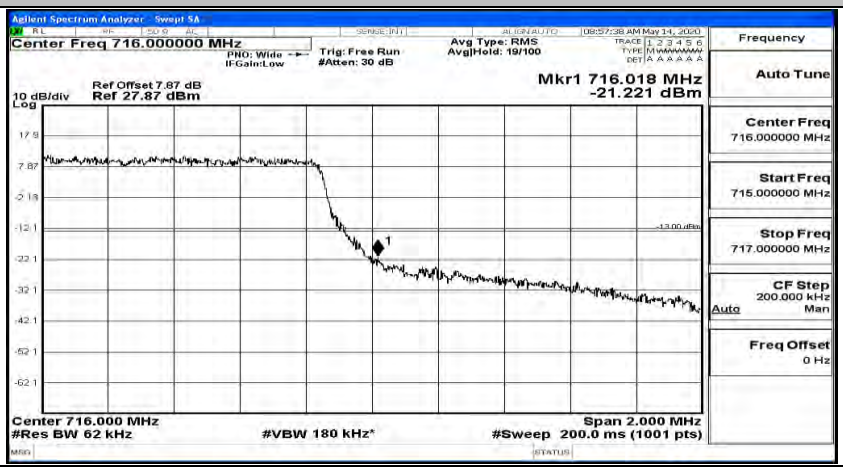

Band Edge Test Graph(s) (Channel Bandwidth: 3 MHz)_LCH_QPSK

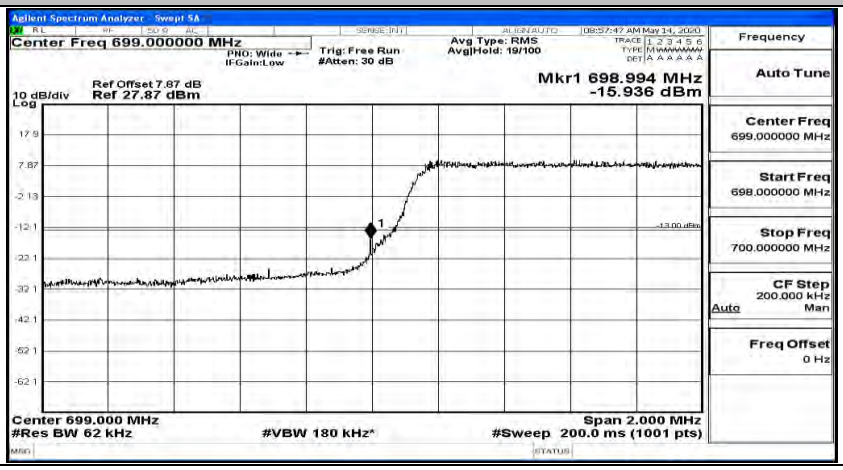

Band Edge Test Graph(s) (Channel Bandwidth: 3 MHz)_HCH_QPSK

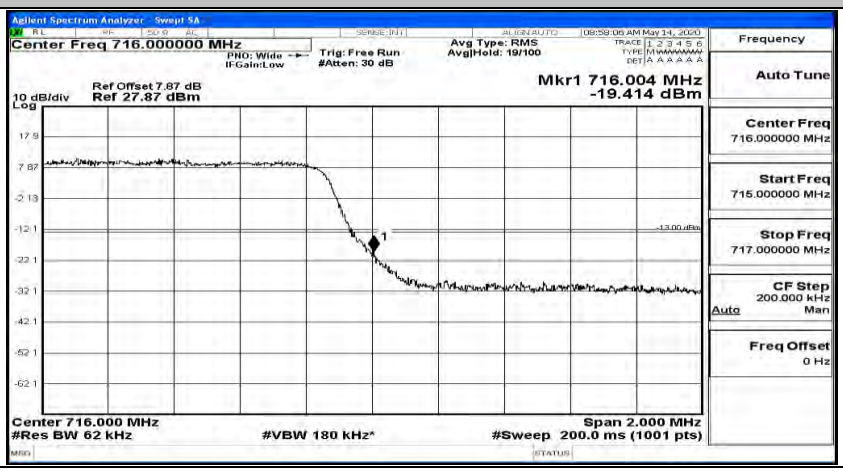

Band Edge Test Graph(s) (Channel Bandwidth: 3 MHz)_LCH_16QAM

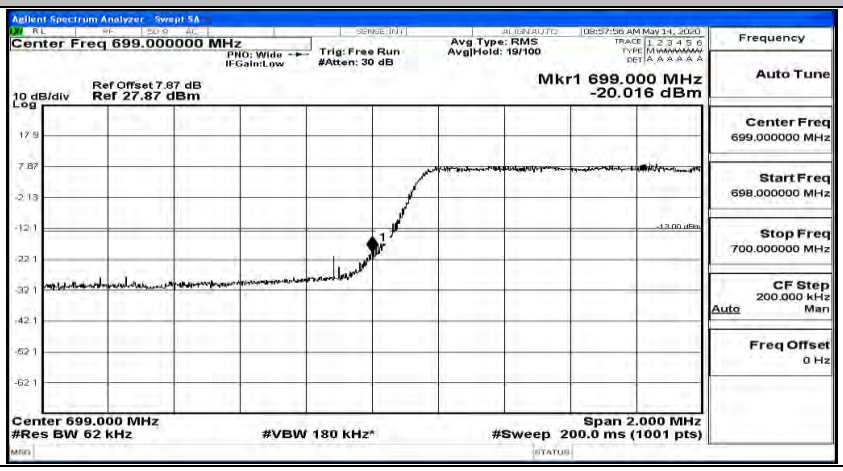

Band Edge Test Graph(s) (Channel Bandwidth: 3 MHz)_HCH_16QAM

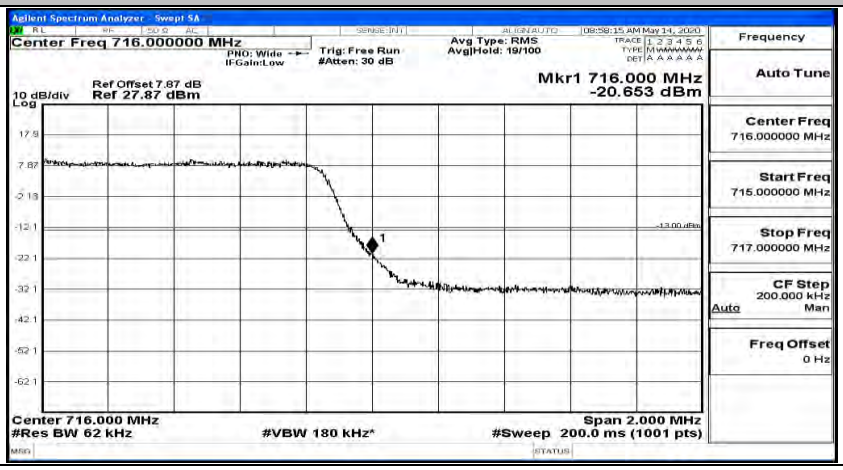

Band Edge Test Graph(s) (Channel Bandwidth: 5 MHz)_LCH_QPSK

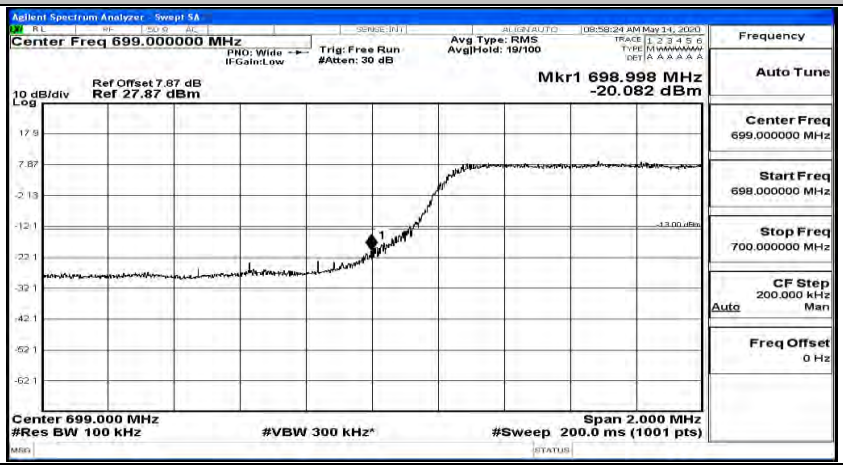

Band Edge Test Graph(s) (Channel Bandwidth: 5 MHz)_HCH_QPSK

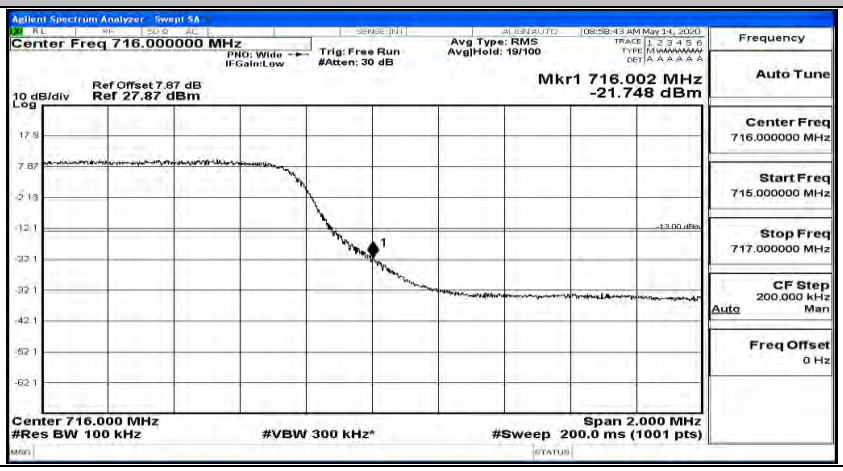

Band Edge Test Graph(s) (Channel Bandwidth: 5 MHz)_LCH_16QAM

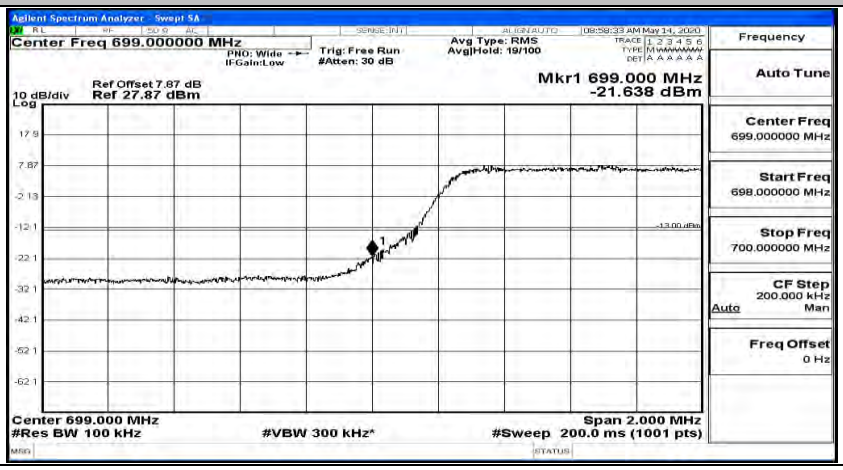

Band Edge Test Graph(s) (Channel Bandwidth: 5 MHz)_HCH_16QAM

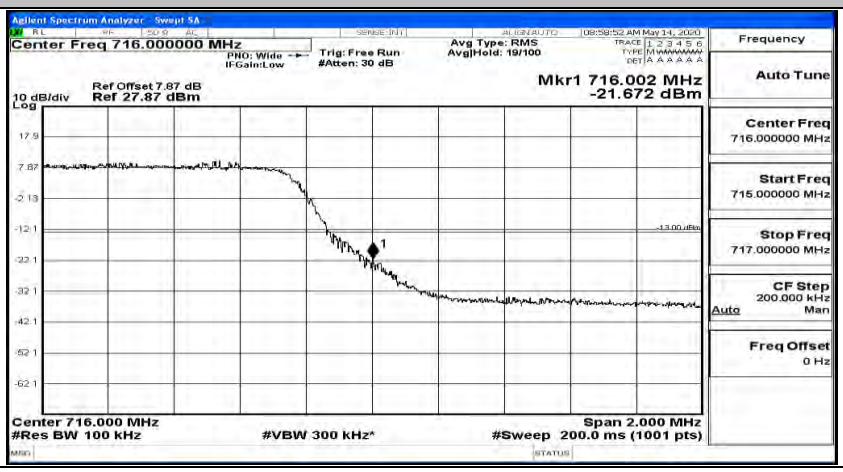

Band Edge Test Graph(s) (Channel Bandwidth: 10 MHz)_LCH_QPSK

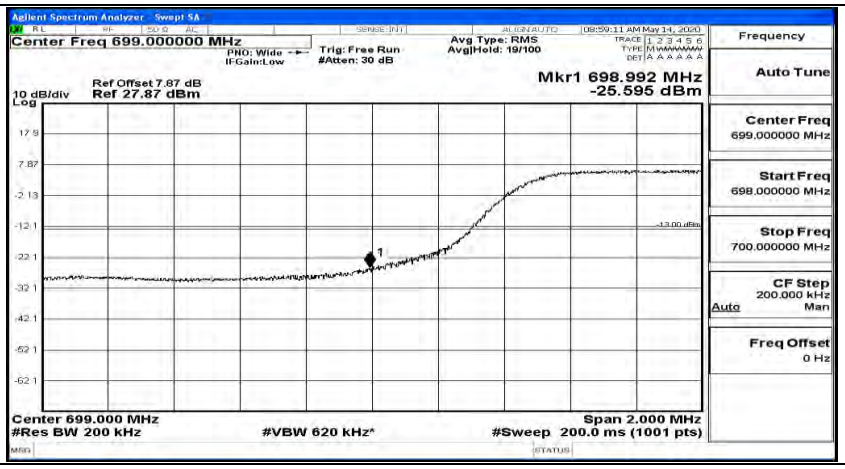
Agilent Spectrum Analyzer - Swept SA
Center Freq 699.000000 MHz
PNO: Wide
IFGain:Low
Trig: Free Run
#Atten: 30 dB
Avg Type: RMS
Avg|Hold: 19/100
08:59:11 AM May 14, 2020
Ref Offset 7.87 dB
10 dB/div Ref 27.87 dBm
Log
Mkr1 698.992 MHz
-25.595 dBm
Center 699.000 MHz
#Res BW 200 kHz
#VBW 620 kHz*
Span 2.000 MHz
#Sweep 200.0 ms (1001 pts)
Frequency
Auto Tune
Center Freq
699.000000 MHz
Start Freq
698.000000 MHz
Stop Freq
700.000000 MHz
CF Step
200.000 kHz
Auto Man
Freq Offset
0 Hz

Band Edge Test Graph(s) (Channel Bandwidth: 10 MHz)_HCH_QPSK

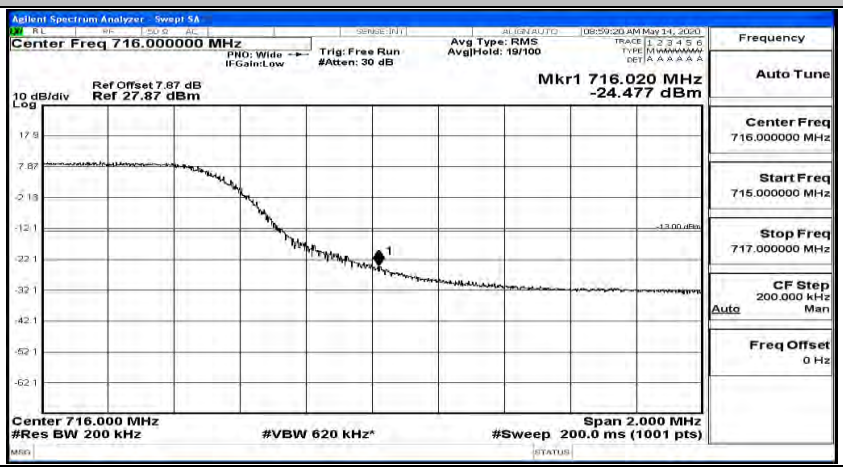

Band Edge Test Graph(s) (Channel Bandwidth: 10 MHz)_LCH_16QAM

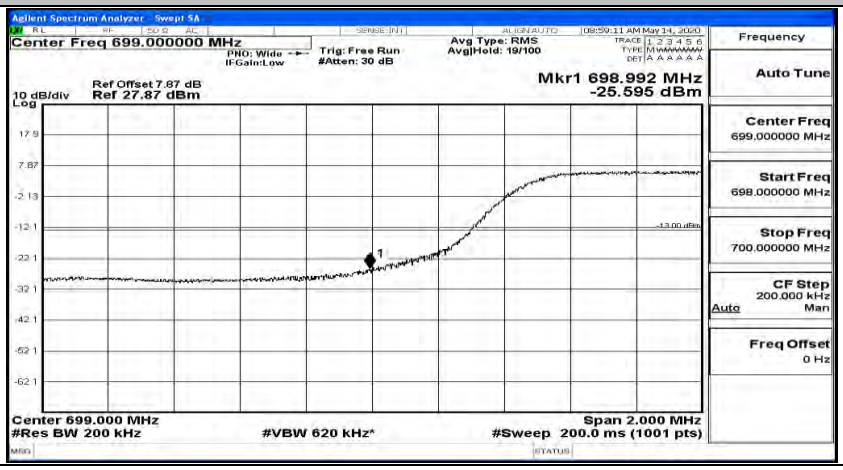

Band Edge Test Graph(s) (Channel Bandwidth: 10 MHz)_HCH_16QAM

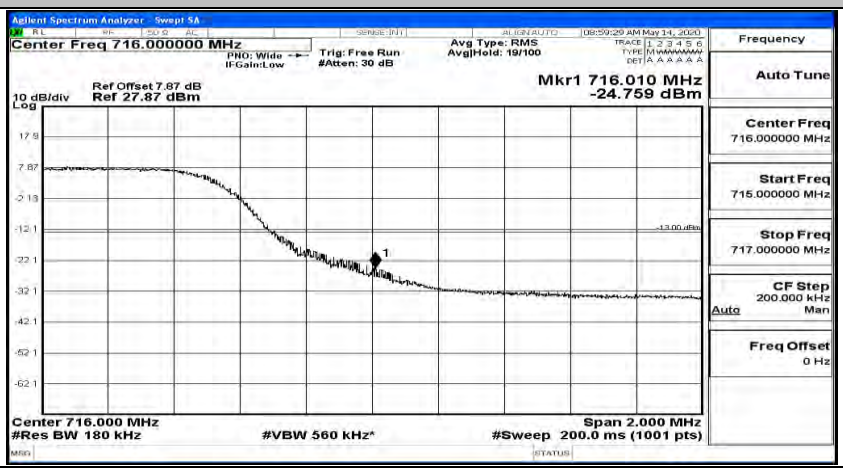

I.5 Conducted Spurious Emission

Channel Bandwidth: 1.4 MHz

(Channel Bandwidth: 1.4 MHz)_LCH_QPSK_1RB#0

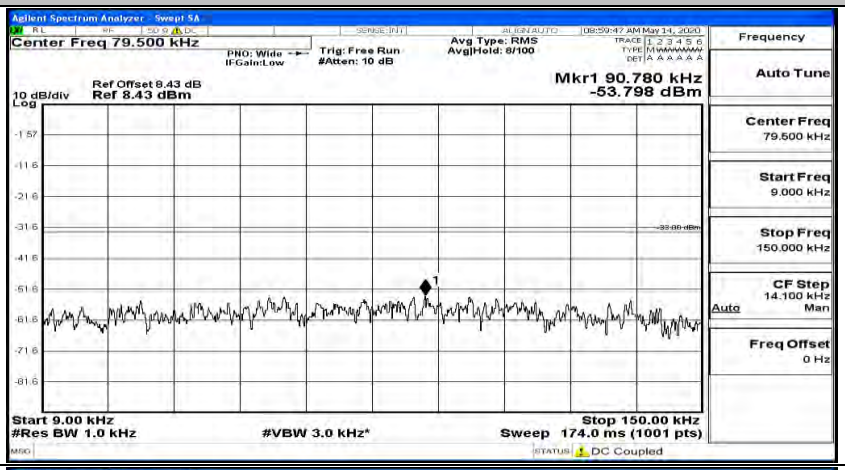

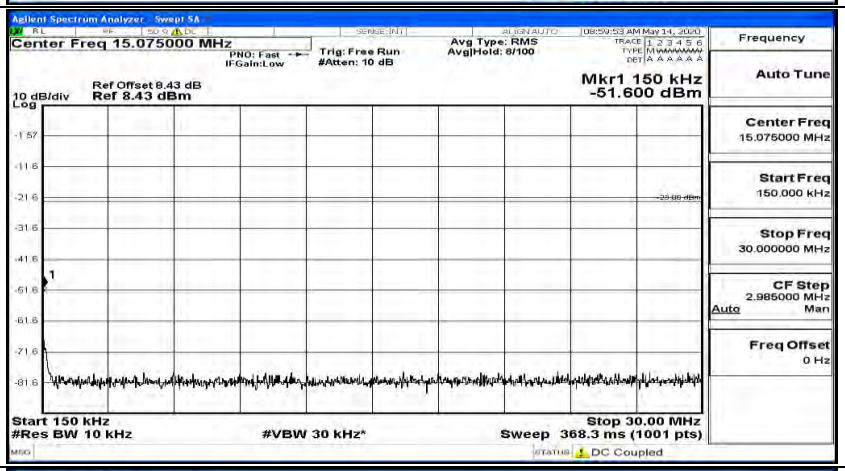

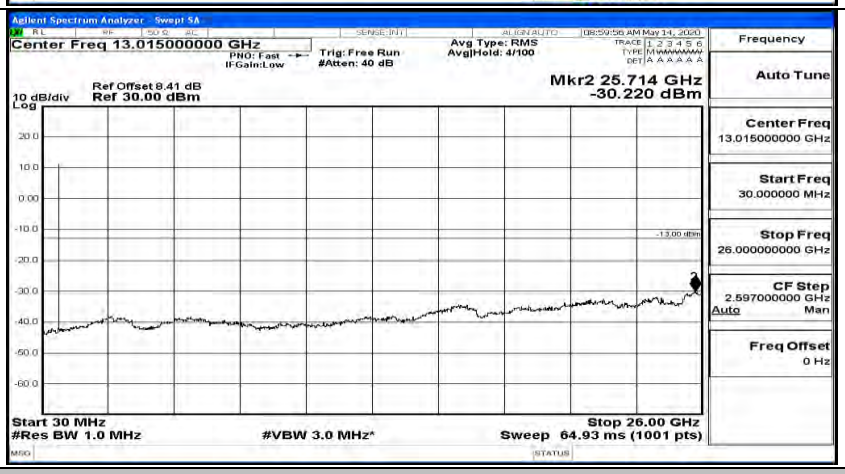

(Channel Bandwidth: 1.4 MHz)_LCH_QPSK_1RB#3

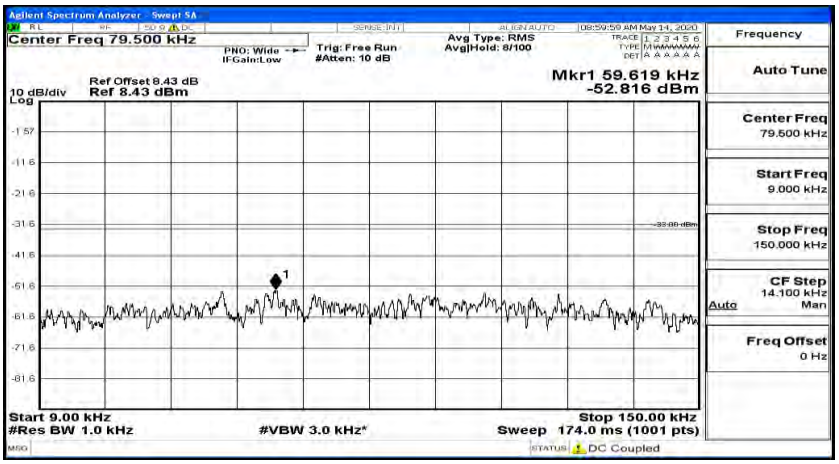

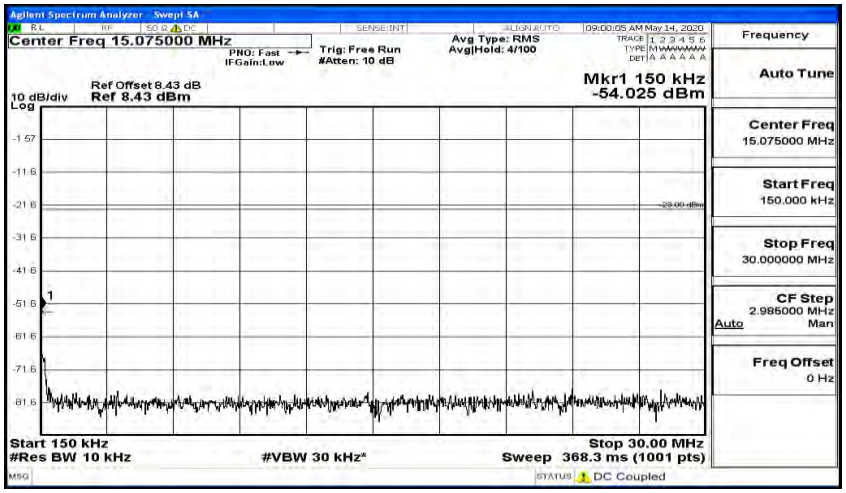

(Channel Bandwidth: 1.4 MHz)_LCH_QPSK_1RB#5

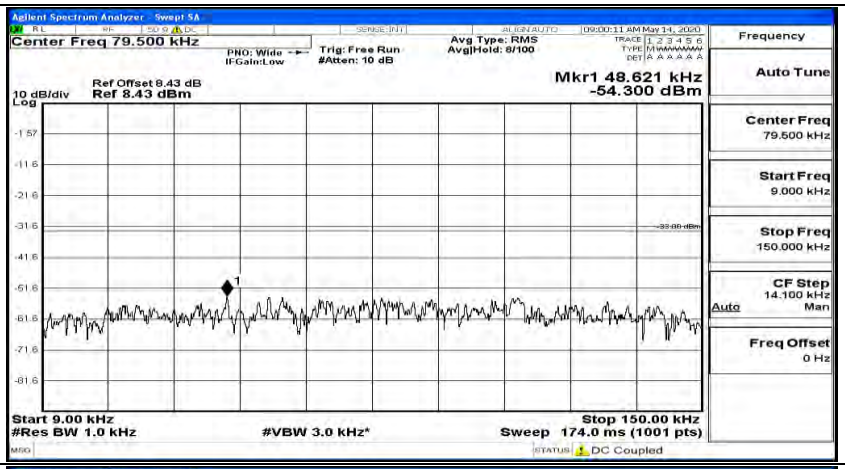

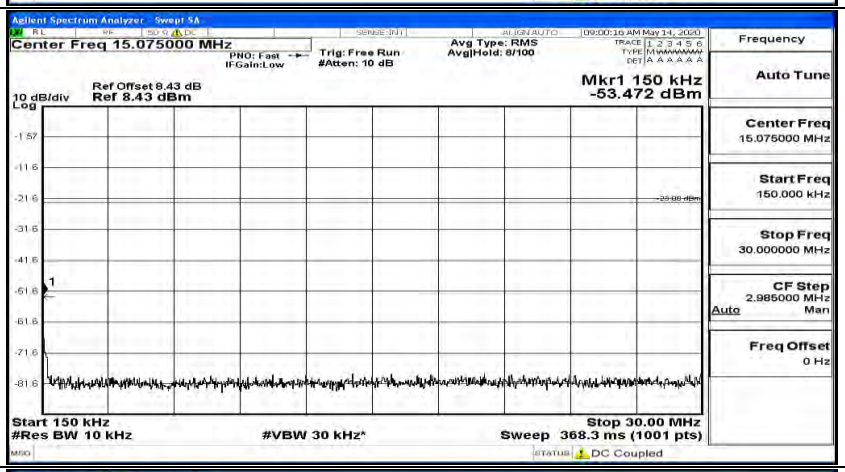

(Channel Bandwidth: 1.4 MHz)_MCH_QPSK_1RB#0

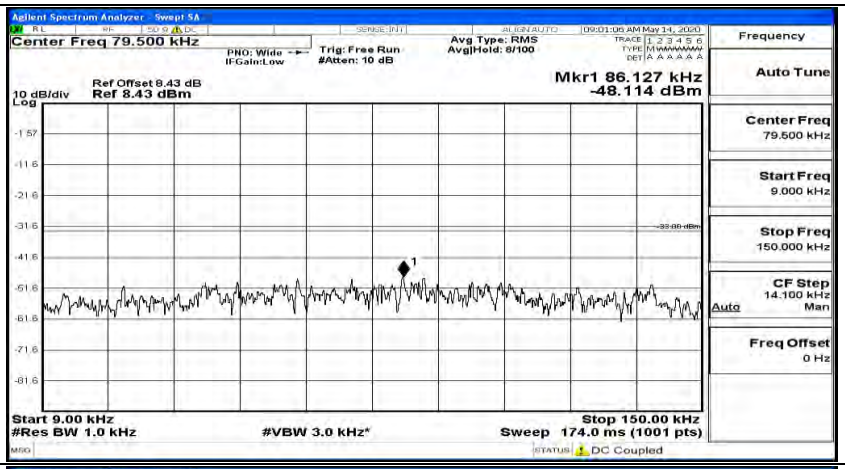

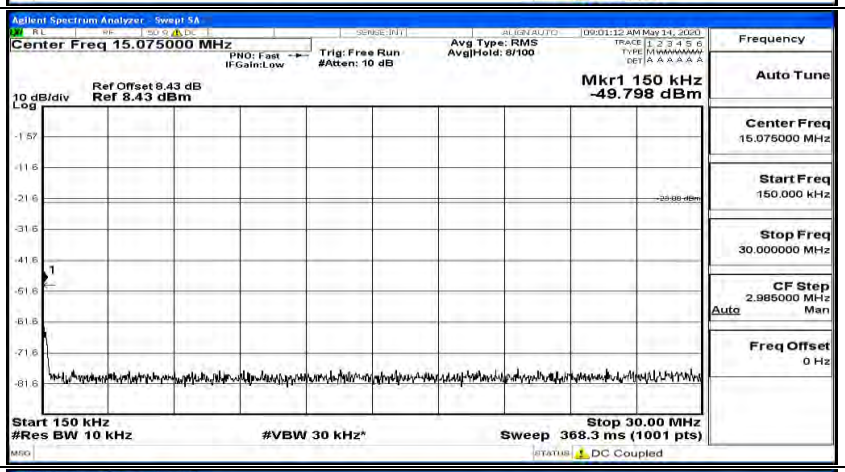

(Channel Bandwidth: 1.4 MHz)_MCH_QPSK_1RB#3

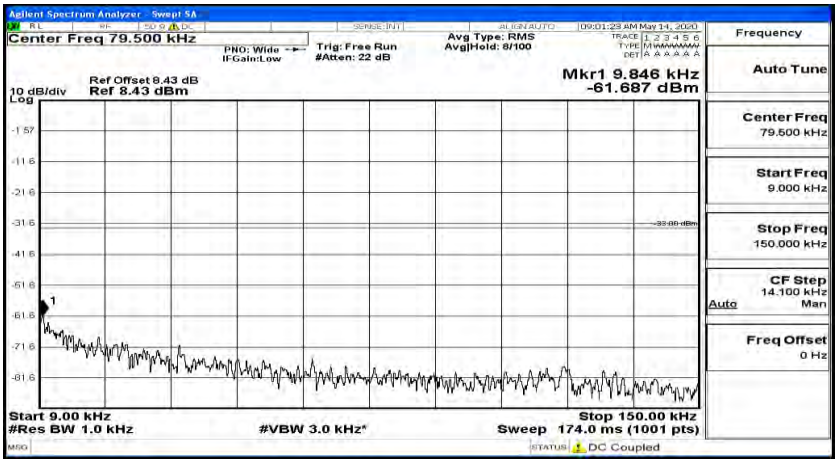

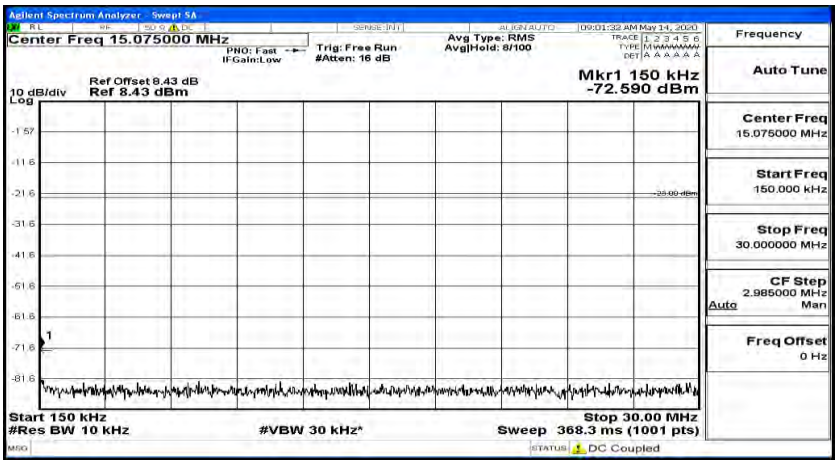

(Channel Bandwidth: 1.4 MHz)_MCH_QPSK_1RB#5

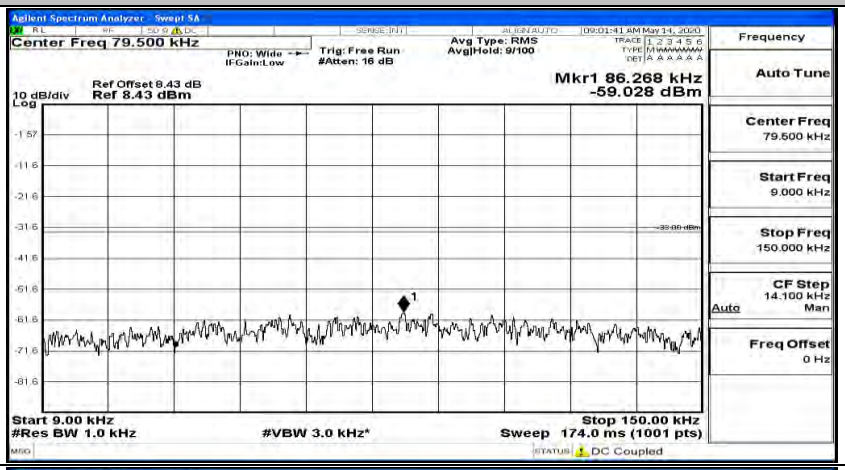

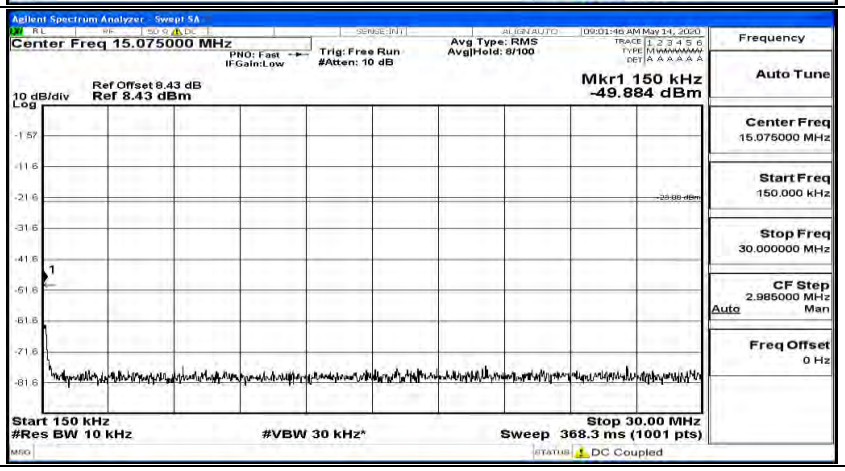

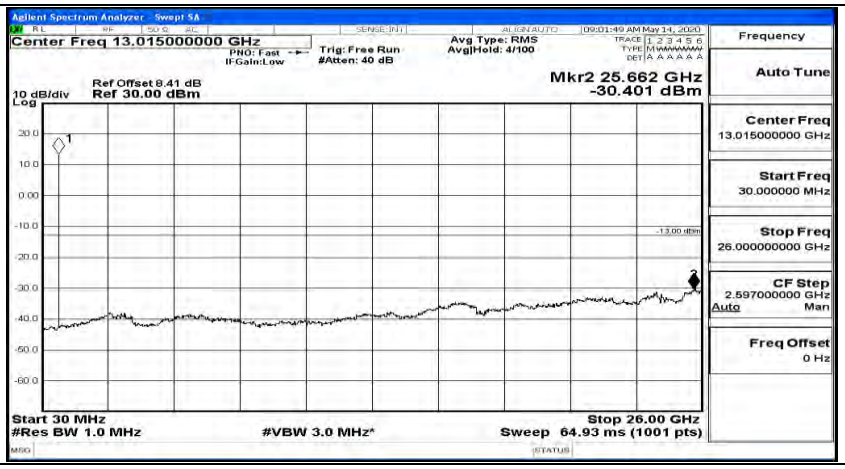

(Channel Bandwidth: 1.4 MHz)_HCH_QPSK_1RB#0

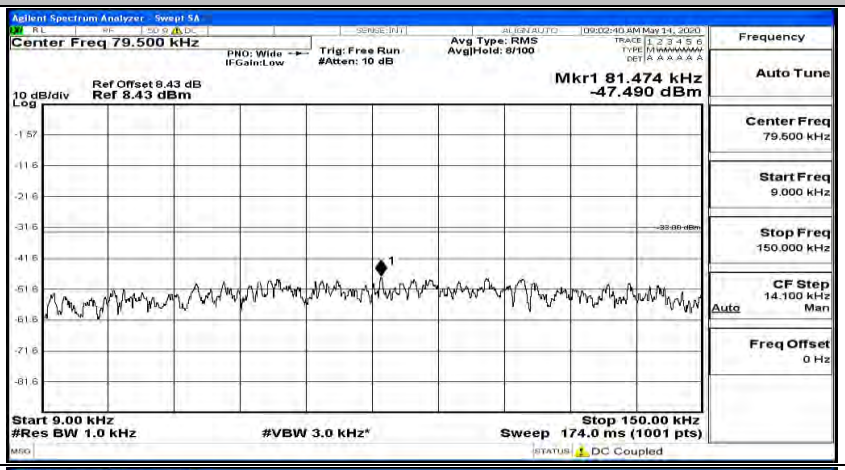

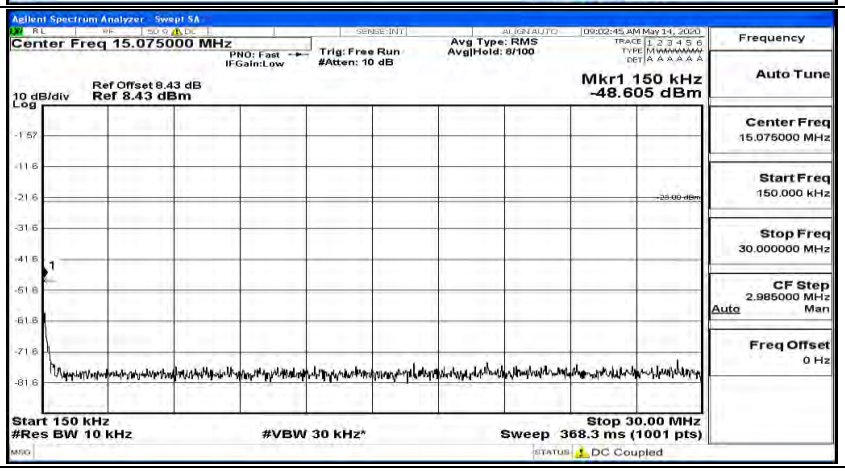

(Channel Bandwidth: 1.4 MHz)_HCH_QPSK_1RB#3

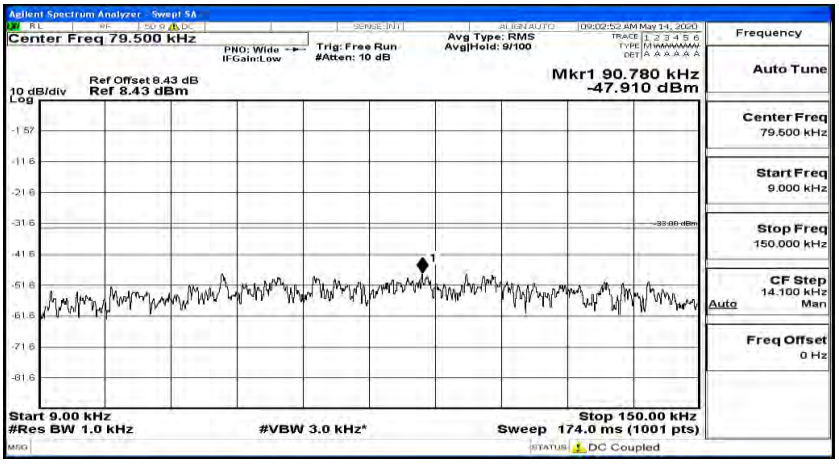

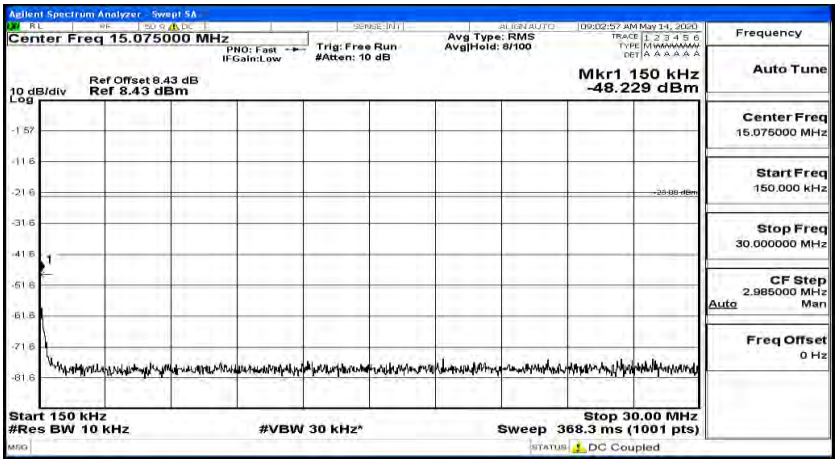

(Channel Bandwidth: 1.4 MHz)_HCH_QPSK_1RB#5

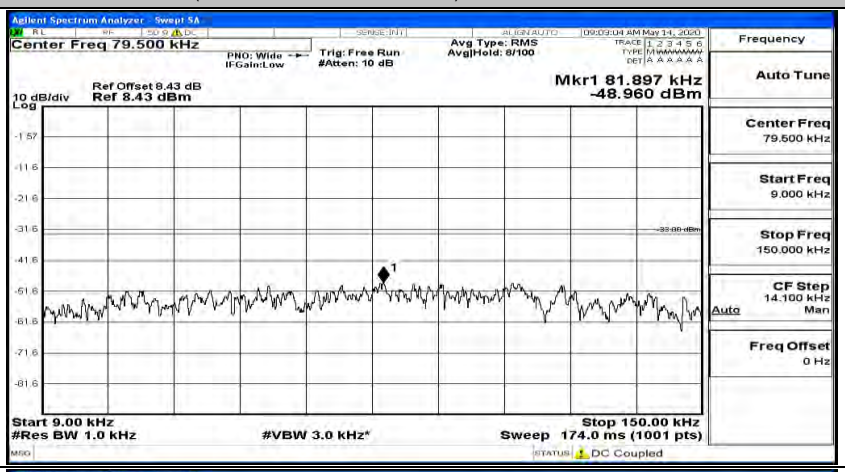

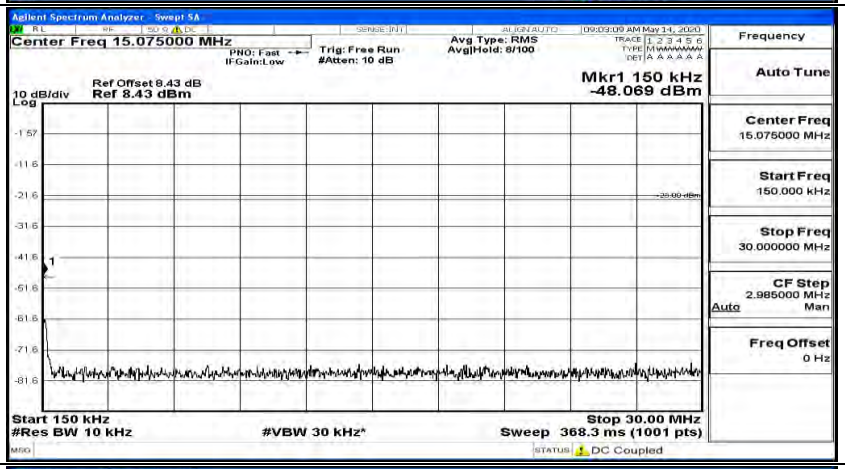

(Channel Bandwidth: 1.4 MHz)_LCH_16QAM_1RB#0

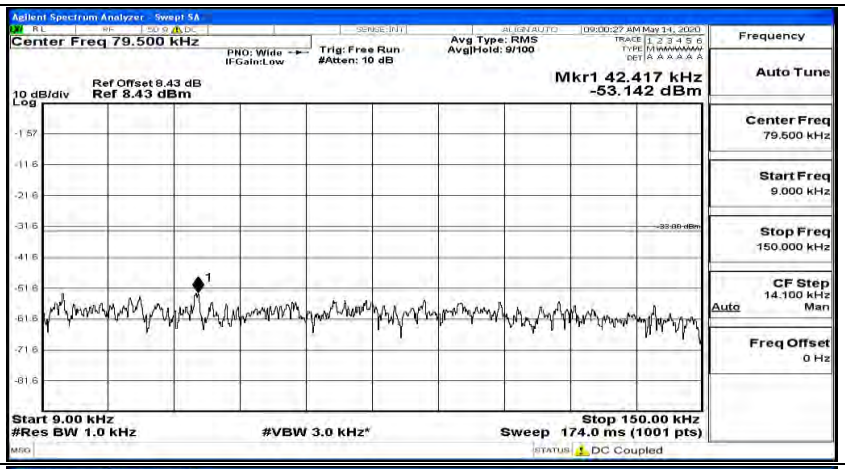

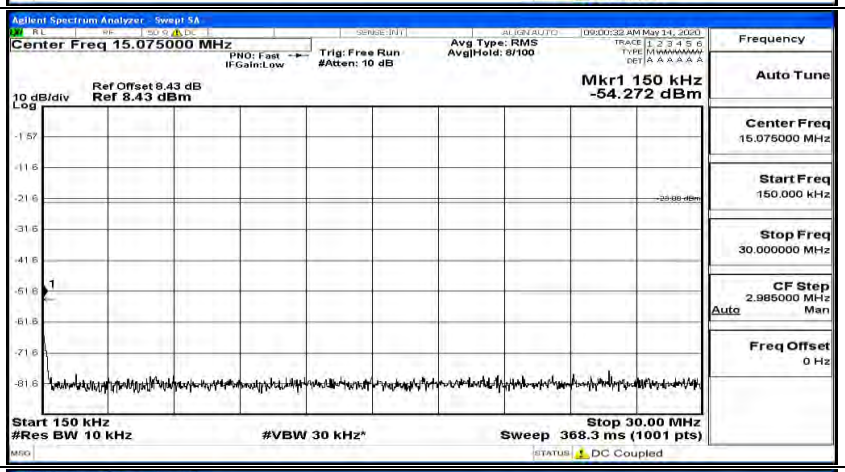

(Channel Bandwidth: 1.4 MHz)_LCH_16QAM_1RB#3

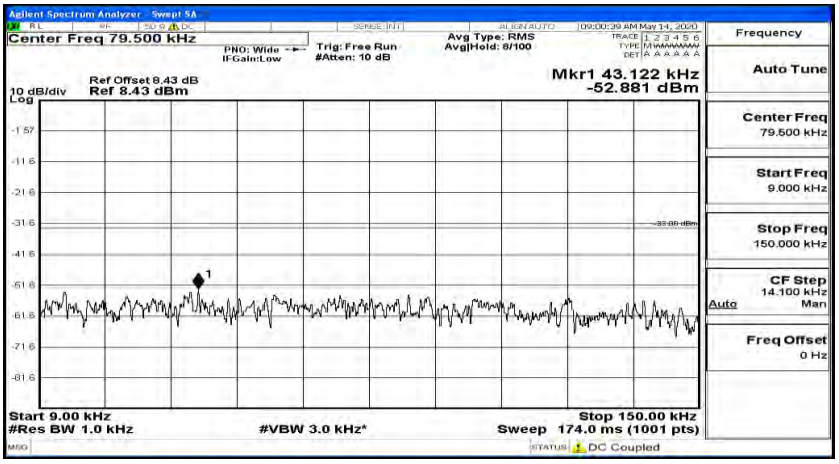

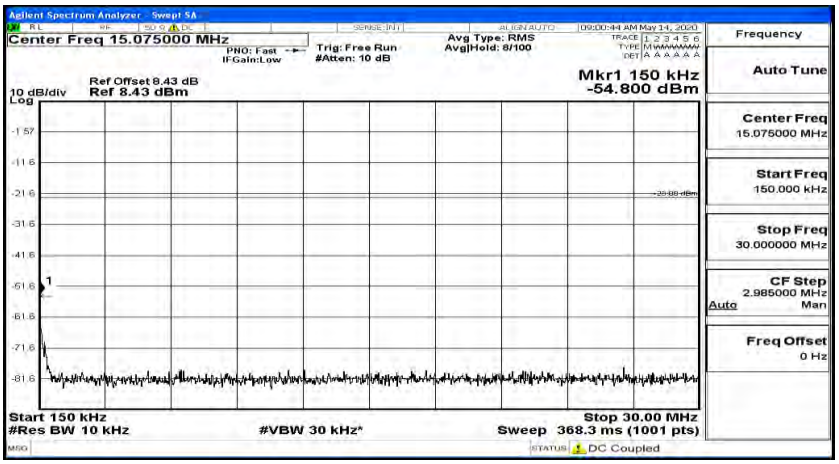

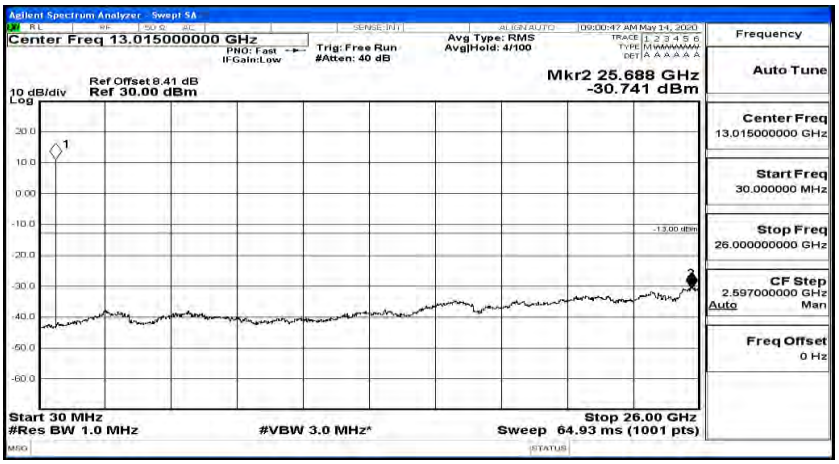

(Channel Bandwidth: 1.4 MHz)_LCH_16QAM_1RB#5

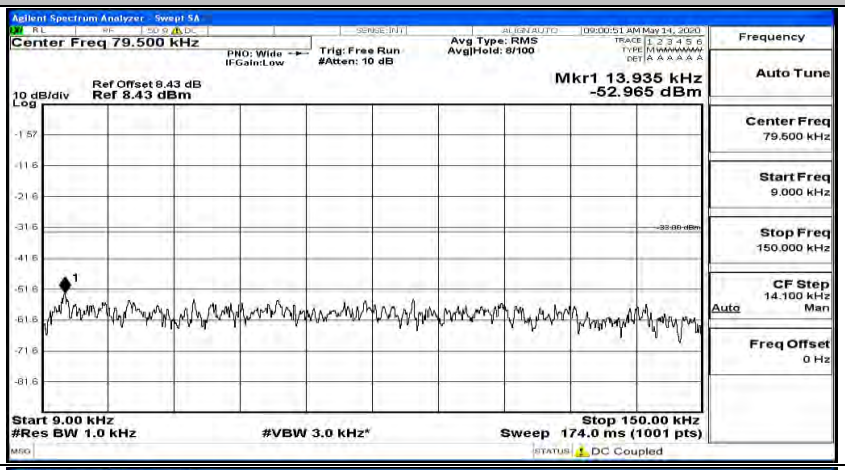

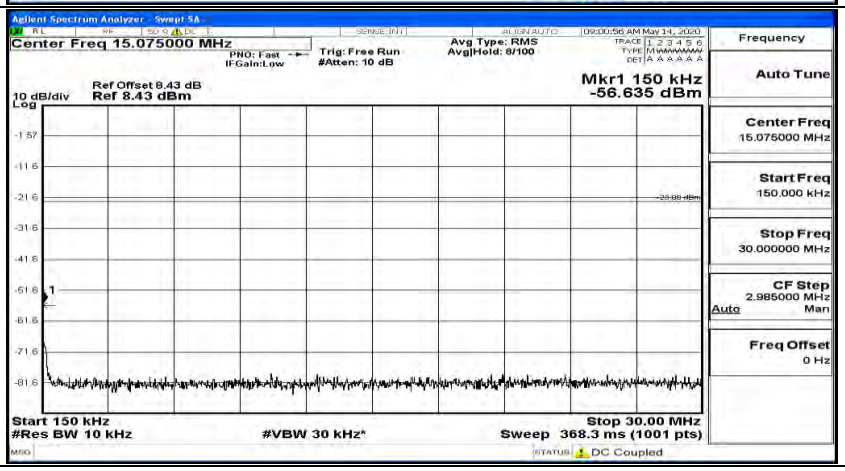

(Channel Bandwidth: 1.4 MHz)_MCH_16QAM_1RB#0

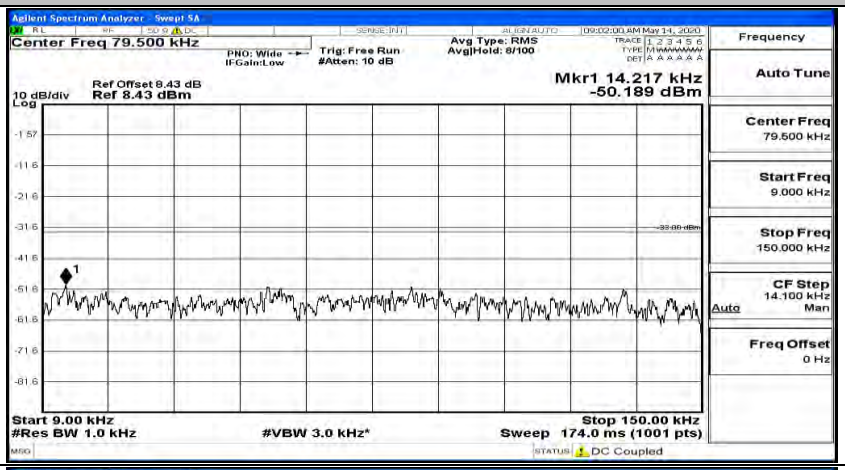

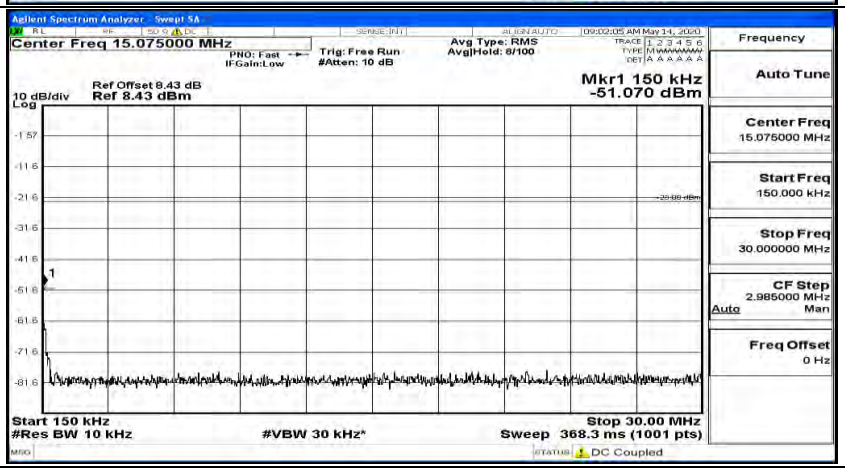

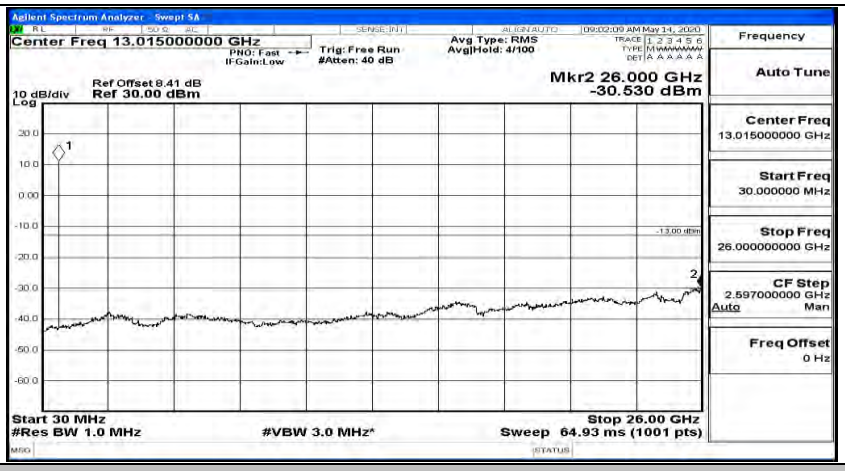

(Channel Bandwidth: 1.4 MHz)_MCH_16QAM_1RB#3

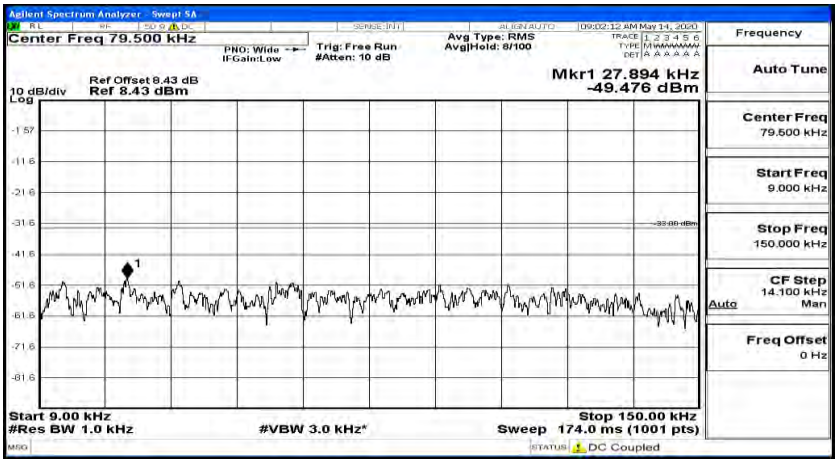

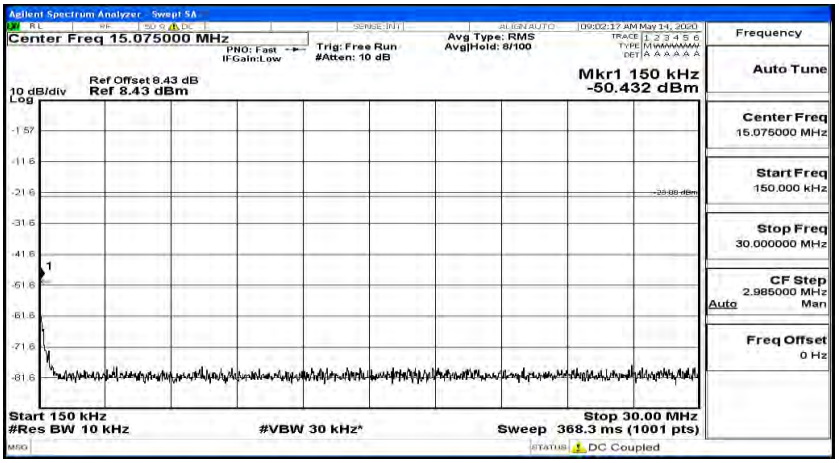

(Channel Bandwidth: 1.4 MHz)_MCH_16QAM_1RB#5

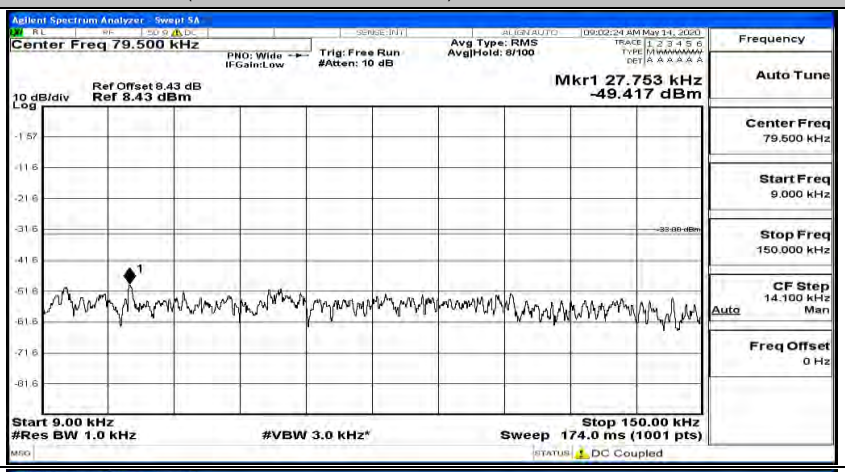

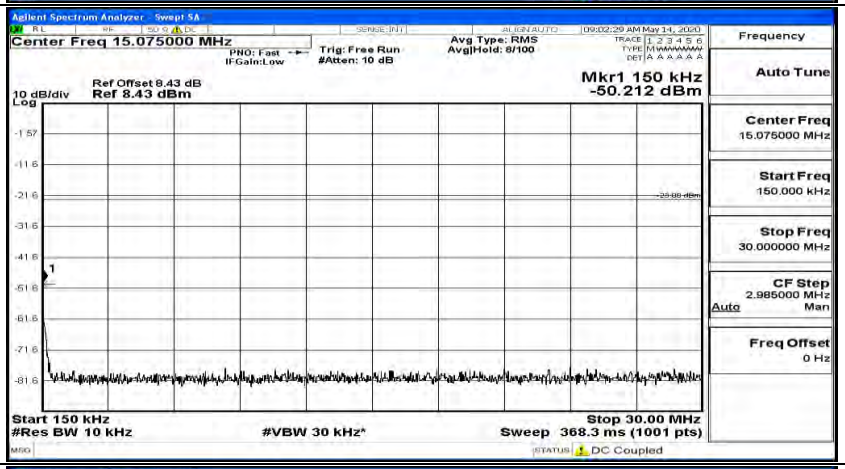

(Channel Bandwidth: 1.4 MHz)_HCH_16QAM_1RB#0

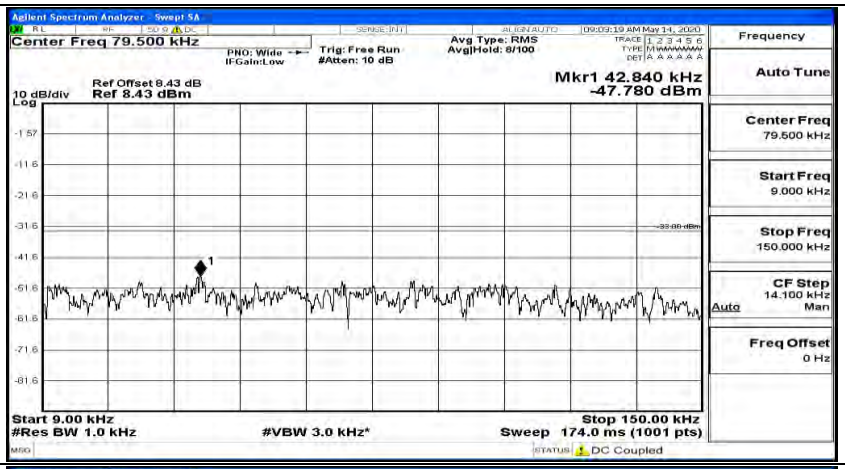

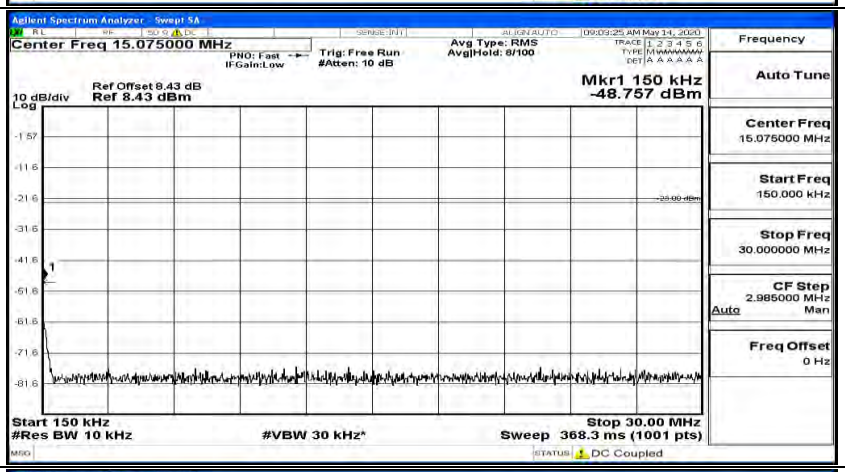

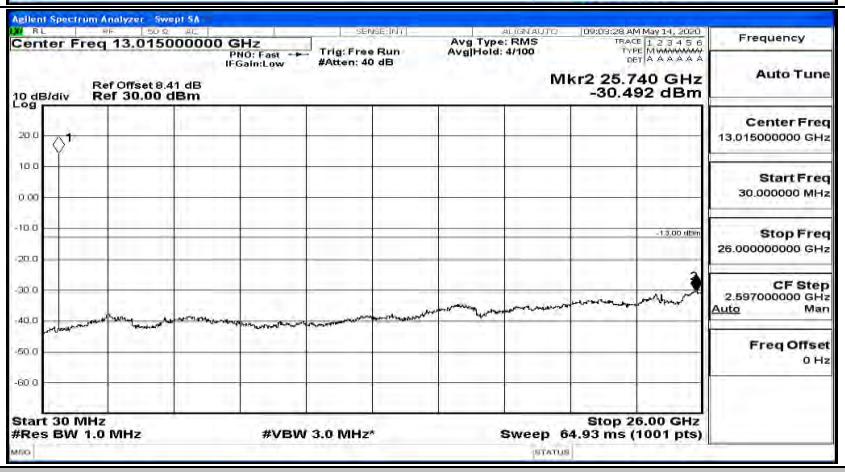

(Channel Bandwidth: 1.4 MHz)_HCH_16QAM_1RB#3

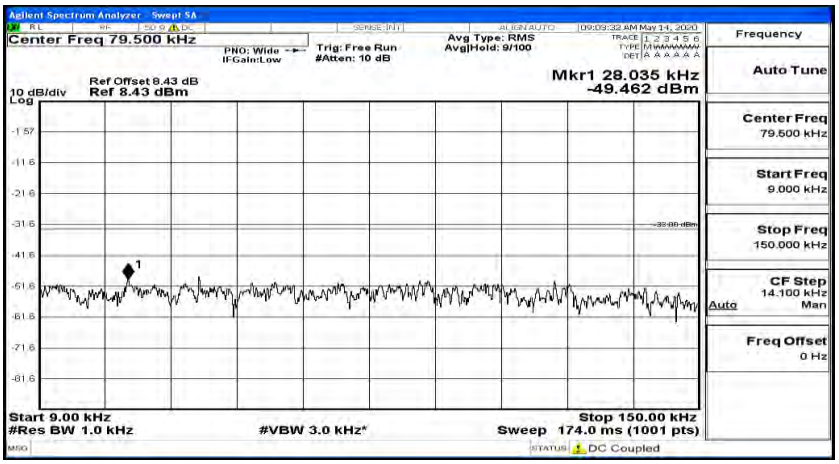

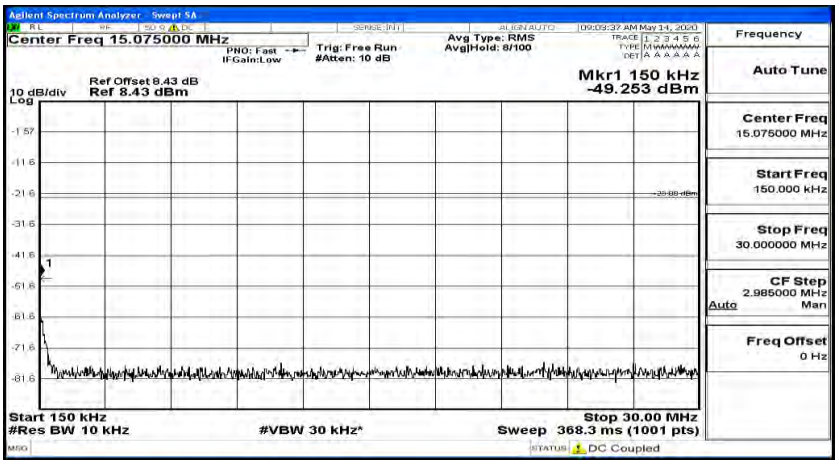

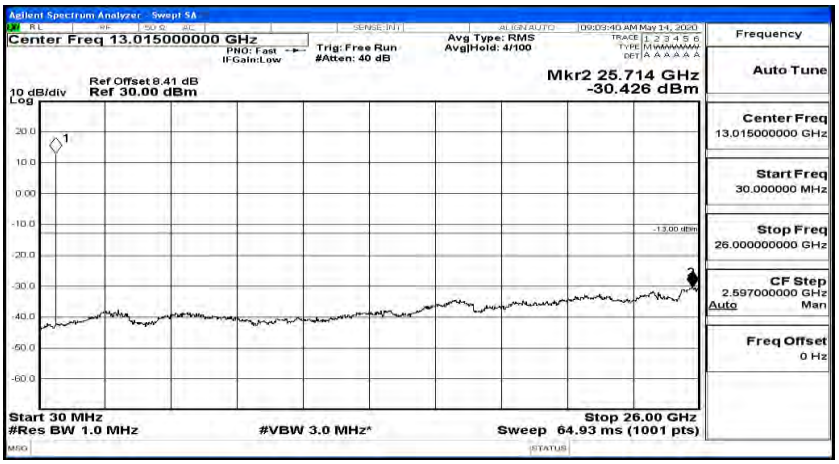

(Channel Bandwidth: 1.4 MHz)_HCH_16QAM_1RB#5

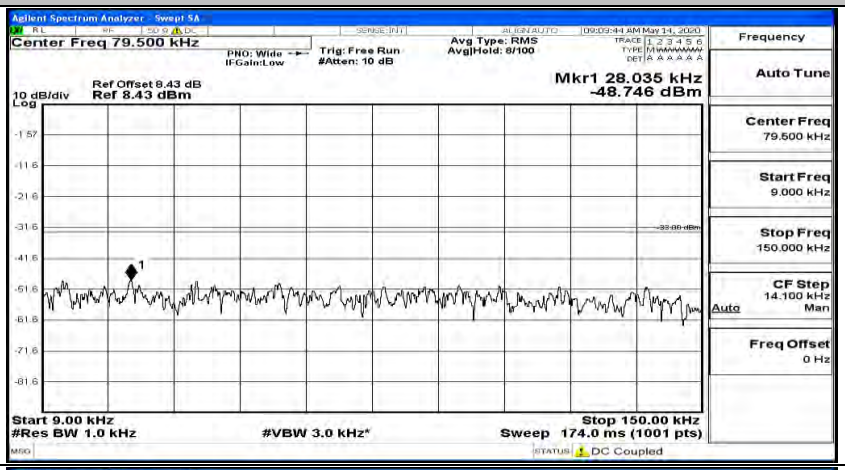

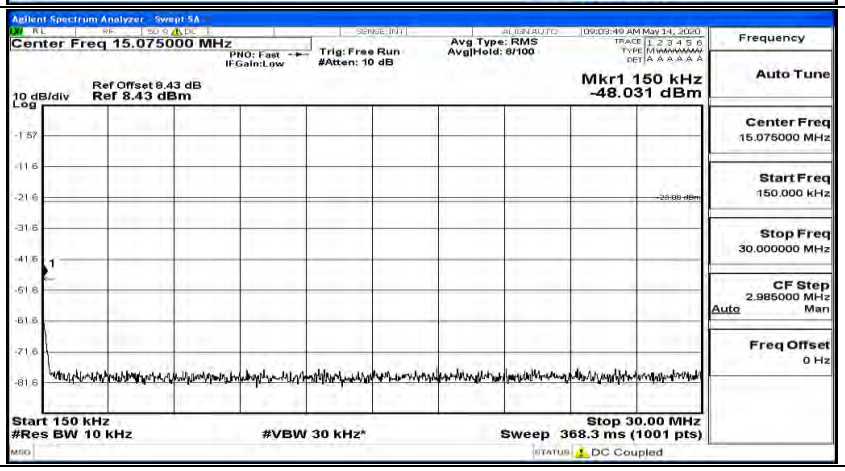

Channel Bandwidth: 3 MHz

(Channel Bandwidth: 3 MHz)_LCH_QPSK_1RB#0

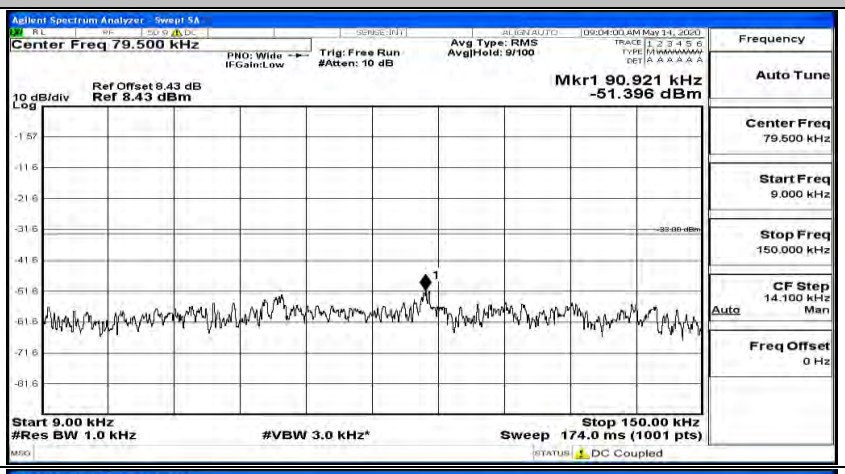

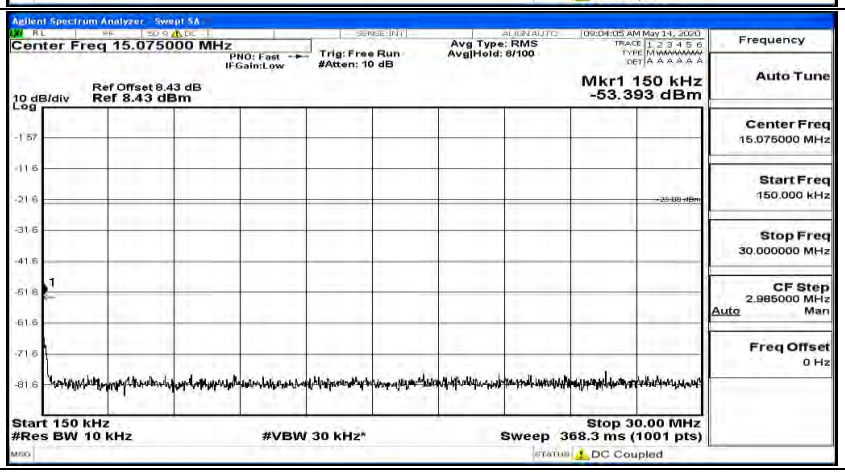
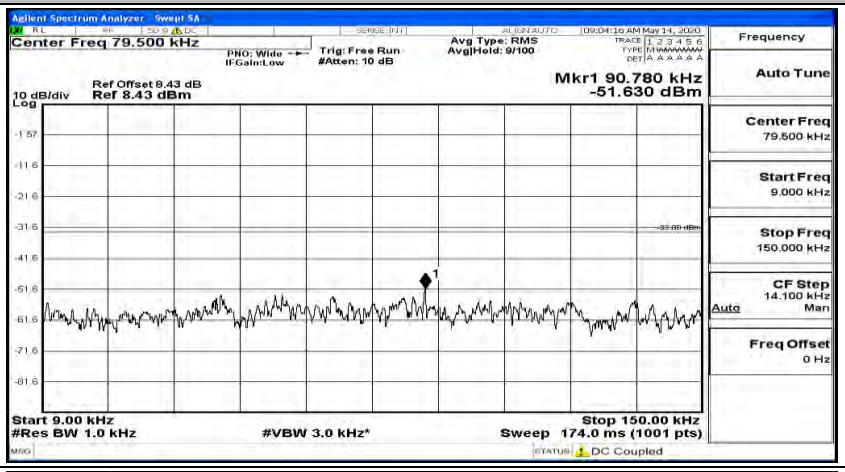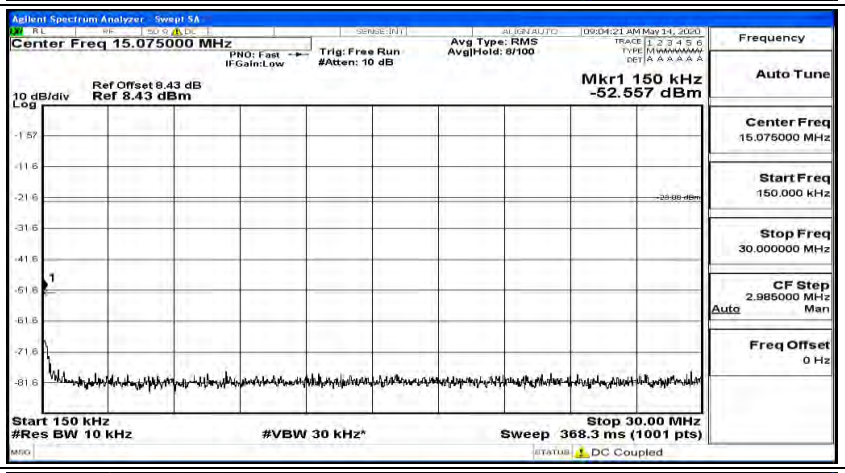
(Channel Bandwidth: 3 MHz)_LCH_QPSK_1RB#7