Appendix F: Test Data for E-UTRA Band 2

Product Name: Tablet PC
Trade Mark: Bright Life
Test Model: TL21

Environmental Conditions

Temperature:	24.1° C
Relative Humidity:	53.6%
ATM Pressure:	100.0 kPa
Test Engineer:	Diamond.Lu
Supervised by:	Tom.Liu

F.1 Conducted Output Power

Conducted Output Power Test Result (Channel Bandwidth: 1.4 MHz)						
Modulation	Channel	RB Configuration		Average Power [dBm]	Average Power [dBm]	Verdict
		Size	Offset	QPSK	16QAM	
QPSK / 16QAM	LCH	1	0	23.00	21.90	PASS
		1	3	23.11	21.92	PASS
		1	5	23.13	21.65	PASS
		3	0	22.81	21.99	PASS
		3	2	22.93	21.99	PASS
		3	3	22.96	22.10	PASS
		6	0	21.69	20.73	PASS
	MCH	1	0	23.05	22.22	PASS
		1	3	23.13	22.00	PASS
		1	5	23.10	21.88	PASS
		3	0	22.99	22.03	PASS
		3	2	23.07	22.08	PASS
		3	3	22.94	21.96	PASS
		6	0	21.83	20.81	PASS
	HCH	1	0	22.88	22.13	PASS
		1	3	22.87	22.20	PASS
		1	5	22.79	22.14	PASS
		3	0	22.88	22.15	PASS
		3	2	22.93	21.99	PASS
		3	3	22.87	21.71	PASS
		6	0	21.94	20.83	PASS

Conducted Output Power Test Result (Channel Bandwidth: 3 MHz)						
Modulation	Channel	RB Configuration		Average Power [dBm]	Average Power [dBm]	Verdict
		Size	Offset	QPSK	16QAM	
QPSK / 16QAM	LCH	1	0	22.85	22.08	PASS
		1	7	22.91	22.09	PASS
		1	14	22.80	21.94	PASS
		8	0	22.01	20.98	PASS
		8	4	21.96	21.00	PASS
		8	7	21.85	21.10	PASS
		15	0	21.89	20.87	PASS
	MCH	1	0	22.95	22.30	PASS
		1	7	23.11	22.27	PASS
		1	14	22.95	22.04	PASS
		8	0	22.02	21.06	PASS
		8	4	22.04	21.13	PASS
		8	7	21.98	21.07	PASS
		15	0	21.89	20.98	PASS
	HCH	1	0	23.01	22.26	PASS
		1	7	22.96	22.18	PASS
		1	14	22.46	21.90	PASS
		8	0	21.90	20.67	PASS
		8	4	21.91	20.73	PASS
		8	7	21.76	20.67	PASS
		15	0	21.87	20.87	PASS

Conducted Output Power Test Result (Channel Bandwidth: 5 MHz)						
Modulation	Channel	RB Configuration		Average Power [dBm]	Average Power [dBm]	Verdict
		Size	Offset	QPSK	16QAM	
QPSK / 16QAM	LCH	1	0	23.00	22.07	PASS
		1	12	23.07	22.30	PASS
		1	24	22.69	21.94	PASS
		12	0	21.93	21.14	PASS
		12	6	21.98	21.10	PASS
		12	13	21.92	21.06	PASS
		25	0	21.88	20.92	PASS
	MCH	1	0	22.77	22.25	PASS
		1	12	22.95	22.31	PASS
		1	24	22.75	22.07	PASS
		12	0	22.01	21.25	PASS
		12	6	22.02	21.26	PASS
		12	13	21.95	21.18	PASS
		25	0	21.95	21.09	PASS
	HCH	1	0	22.86	20.94	PASS
		1	12	23.10	21.23	PASS
		1	24	22.19	20.72	PASS
		12	0	21.83	20.87	PASS
		12	6	21.93	20.91	PASS
		12	13	21.78	20.83	PASS
		25	0	21.89	21.15	PASS

This report shall not be reproduced except in full, without the written approval of Shenzhen LCS Compliance Testing Laboratory Ltd.

Conducted Output Power Test Result (Channel Bandwidth: 10 MHz)						
Modulation	Channel	RB Configuration		Average Power [dBm]	Average Power [dBm]	Verdict
		Size	Offset	QPSK	16QAM	
QPSK / 16QAM	LCH	1	0	23.08	22.75	PASS
		1	24	23.34	22.91	PASS
		1	49	22.54	21.87	PASS
		25	0	21.99	21.07	PASS
		25	12	22.07	21.05	PASS
		25	25	21.92	21.02	PASS
		50	0	21.97	21.07	PASS
	MCH	1	0	22.38	21.75	PASS
		1	24	24.05	23.44	PASS
		1	49	22.80	22.09	PASS
		25	0	22.01	21.02	PASS
		25	12	22.18	21.33	PASS
		25	25	21.90	21.02	PASS
		50	0	22.03	21.23	PASS
	HCH	1	0	20.98	20.54	PASS
		1	24	22.97	22.48	PASS
		1	49	21.54	21.05	PASS
		25	0	21.93	20.86	PASS
		25	12	22.30	21.27	PASS
		25	25	21.95	21.00	PASS
		50	0	21.91	21.06	PASS

This report shall not be reproduced except in full, without the written approval of Shenzhen LCS Compliance Testing Laboratory Ltd.

Conducted Output Power Test Result (Channel Bandwidth: 15 MHz)						
Modulation	Channel	RB Configuration		Average Power [dBm]	Average Power [dBm]	Verdict
		Size	Offset	QPSK	16QAM	
QPSK / 16QAM	LCH	1	0	22.84	22.78	PASS
		1	37	23.35	22.95	PASS
		1	74	22.54	21.82	PASS
		37	0	21.93	21.03	PASS
		37	18	21.95	21.08	PASS
		37	38	21.91	20.86	PASS
		75	0	21.93	21.21	PASS
	MCH	1	0	22.00	21.43	PASS
		1	37	23.79	23.28	PASS
		1	74	22.65	22.21	PASS
		37	0	22.01	21.17	PASS
		37	18	22.13	21.26	PASS
		37	38	21.94	20.96	PASS
		75	0	21.99	21.23	PASS
	HCH	1	0	21.58	20.83	PASS
		1	37	22.17	21.49	PASS
		1	74	21.67	20.96	PASS
		37	0	21.51	20.59	PASS
		37	18	22.07	21.15	PASS
		37	38	22.46	21.45	PASS
		75	0	21.97	20.97	PASS

This report shall not be reproduced except in full, without the written approval of Shenzhen LCS Compliance Testing Laboratory Ltd.

Conducted Output Power Test Result (Channel Bandwidth: 20 MHz)						
Modulation	Channel	RB Configuration		Average Power [dBm]	Average Power [dBm]	Verdict
		Size	Offset	QPSK	16QAM	
QPSK / 16QAM	LCH	1	0	23.09	21.88	PASS
		1	49	23.03	22.13	PASS
		1	99	21.48	20.87	PASS
		50	0	22.19	21.33	PASS
		50	25	22.22	21.36	PASS
		50	50	22.08	21.12	PASS
		100	0	22.10	21.13	PASS
	MCH	1	0	21.52	20.73	PASS
		1	49	23.93	22.70	PASS
		1	99	22.70	21.14	PASS
		50	0	22.10	21.28	PASS
		50	25	22.30	21.46	PASS
		50	50	22.09	21.31	PASS
		100	0	21.32	21.29	PASS
	HCH	1	0	22.48	21.69	PASS
		1	49	21.68	20.89	PASS
		1	99	21.22	20.45	PASS
		50	0	21.84	20.89	PASS
		50	25	21.69	20.78	PASS
		50	50	21.98	21.09	PASS
		100	0	21.86	20.97	PASS

This report shall not be reproduced except in full, without the written approval of Shenzhen LCS Compliance Testing Laboratory Ltd.

F.2 Peak-to-Average Ratio

Peak-to Average Ratio Test Result (Channel Bandwidth: 1.4 MHz)				
Modulation	Channel	Peak-to-Average Ratio [dB]	Limit [dB]	Verdict
QPSK	LCH	5.05	<13	PASS
	MCH	5.25	<13	PASS
	HCH	5.08	<13	PASS
16QAM	LCH	5.87	<13	PASS
	MCH	6.06	<13	PASS
	HCH	5.89	<13	PASS

Peak-to Average Ratio Test Result (Channel Bandwidth: 3 MHz)				
Modulation	Channel	Peak-to-Average Ratio [dB]	Limit [dB]	Verdict
QPSK	LCH	5.12	<13	PASS
	MCH	5.31	<13	PASS
	HCH	4.76	<13	PASS
16QAM	LCH	5.94	<13	PASS
	MCH	6.14	<13	PASS
	HCH	6.01	<13	PASS

Peak-to Average Ratio Test Result (Channel Bandwidth: 5 MHz)				
Modulation	Channel	Peak-to-Average Ratio [dB]	Limit [dB]	Verdict
QPSK	LCH	5.09	<13	PASS
	MCH	5.26	<13	PASS
	HCH	5.08	<13	PASS
16QAM	LCH	5.88	<13	PASS
	MCH	6.06	<13	PASS
	HCH	5.95	<13	PASS

Peak-to Average Ratio Test Result (Channel Bandwidth: 10 MHz)				
Modulation	Channel	Peak-to-Average Ratio [dB]	Limit [dB]	Verdict
QPSK	LCH	5.12	<13	PASS
	MCH	5.16	<13	PASS
	HCH	5.17	<13	PASS
16QAM	LCH	5.93	<13	PASS
	MCH	5.93	<13	PASS
	HCH	5.99	<13	PASS

This report shall not be reproduced except in full, without the written approval of Shenzhen LCS Compliance Testing Laboratory Ltd.

Peak-to Average Ratio Test Result (Channel Bandwidth: 15 MHz)				
Modulation	Channel	Peak-to-Average Ratio [dB]	Limit [dB]	Verdict
QPSK	LCH	4.92	<13	PASS
	MCH	4.9	<13	PASS
	HCH	5.08	<13	PASS
16QAM	LCH	6.14	<13	PASS
	MCH	6.19	<13	PASS
	HCH	6.31	<13	PASS

Peak-to Average Ratio Test Result (Channel Bandwidth: 20 MHz)				
Modulation	Channel	Peak-to-Average Ratio [dB]	Limit [dB]	Verdict
QPSK	LCH	5.71	<13	PASS
	MCH	5.65	<13	PASS
	HCH	6.06	<13	PASS
16QAM	LCH	6.75	<13	PASS
	MCH	6.75	<13	PASS
	HCH	6.72	<13	PASS

Peak-to Average Ratio Test Graph(s) (Channel Bandwidth: 1.4 MHz)_LCH_QPSK

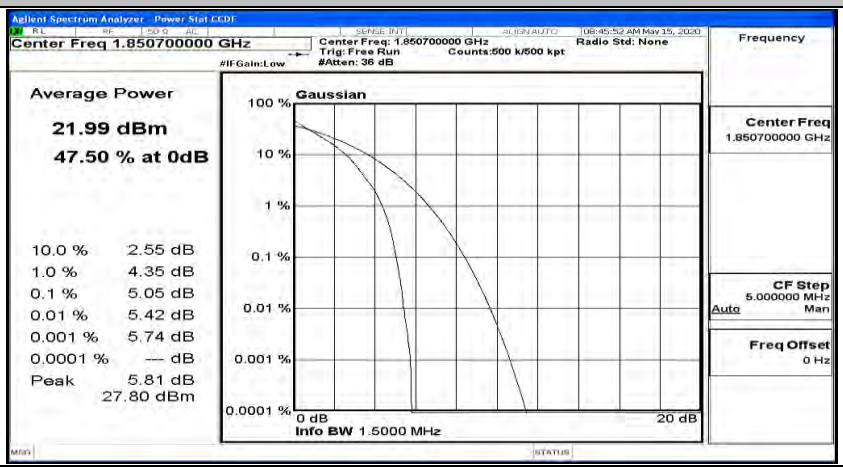

Peak-to Average Ratio Test Graph(s) (Channel Bandwidth: 1.4 MHz)_MCH_QPSK

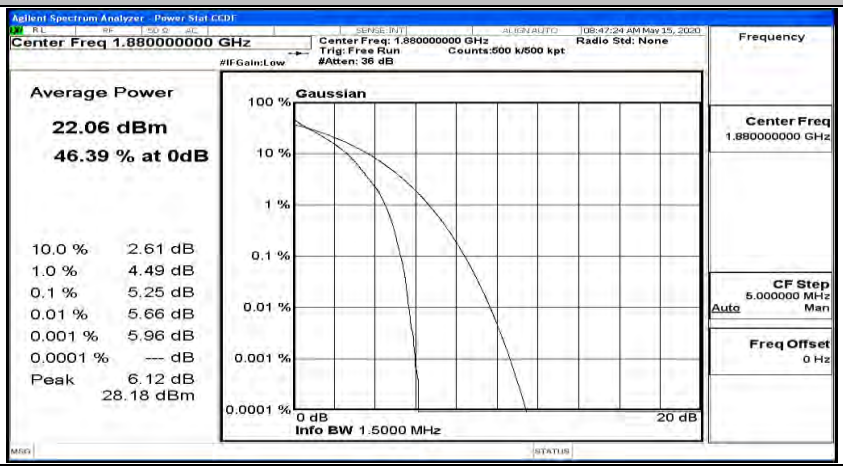

Peak-to Average Ratio Test Graph(s) (Channel Bandwidth: 1.4 MHz)_HCH_QPSK

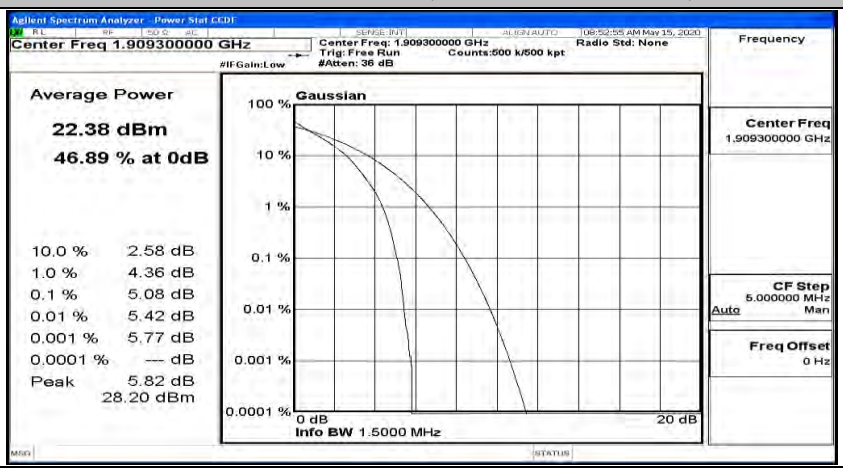

Peak-to Average Ratio Test Graph(s) (Channel Bandwidth: 1.4 MHz)_LCH_16QAM

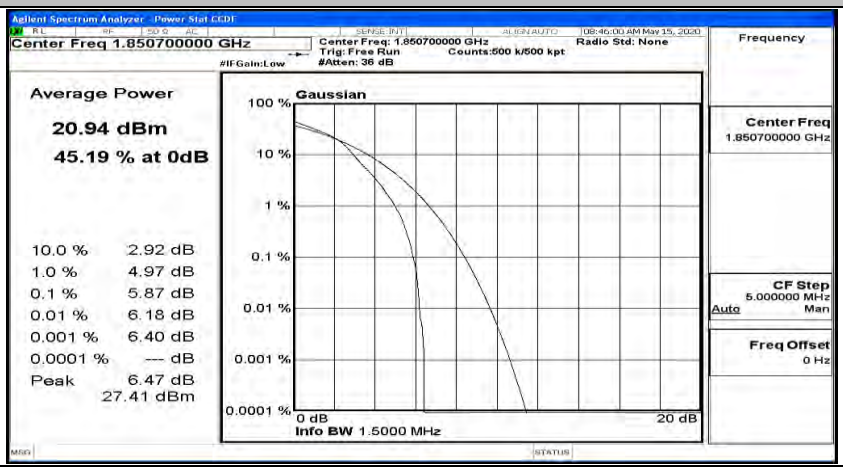

Peak-to Average Ratio Test Graph(s) (Channel Bandwidth: 1.4 MHz)_MCH_16QAM

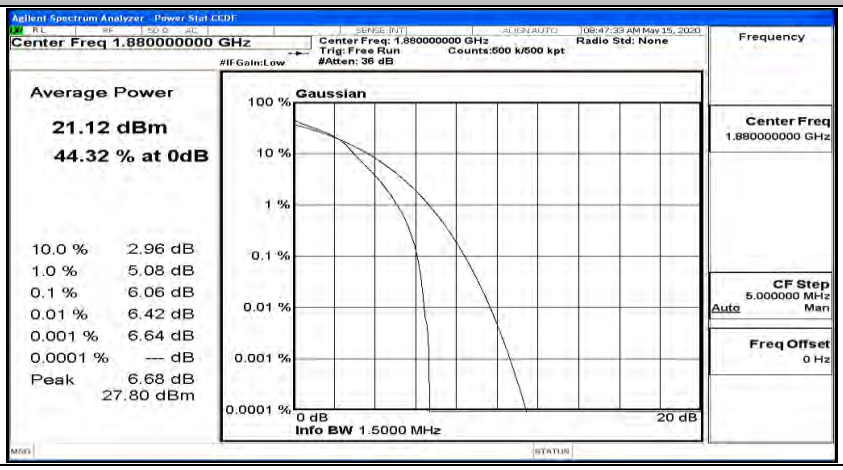

Peak-to Average Ratio Test Graph(s) (Channel Bandwidth: 1.4 MHz)_HCH_16QAM

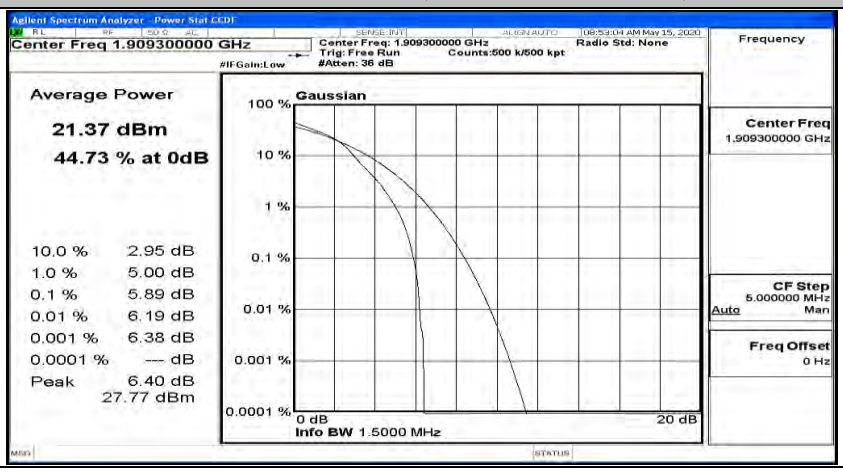

Peak-to Average Ratio Test Graph(s) (Channel Bandwidth: 3 MHz)_LCH_QPSK

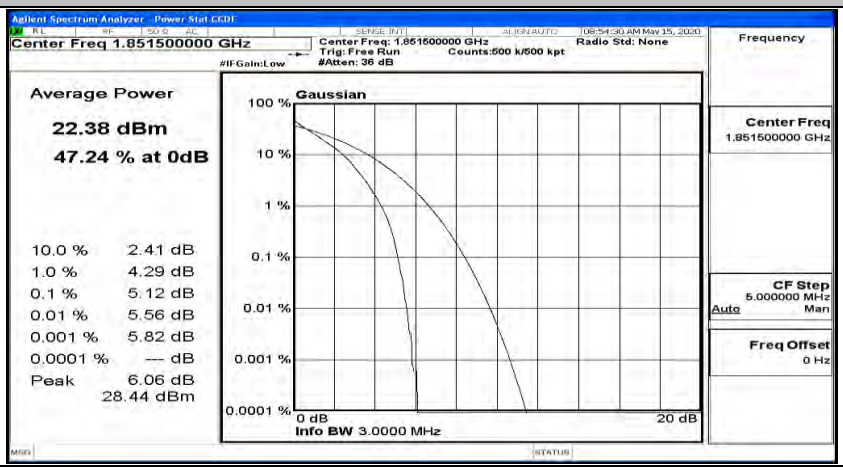

Peak-to Average Ratio Test Graph(s) (Channel Bandwidth: 3 MHz)_MCH_QPSK

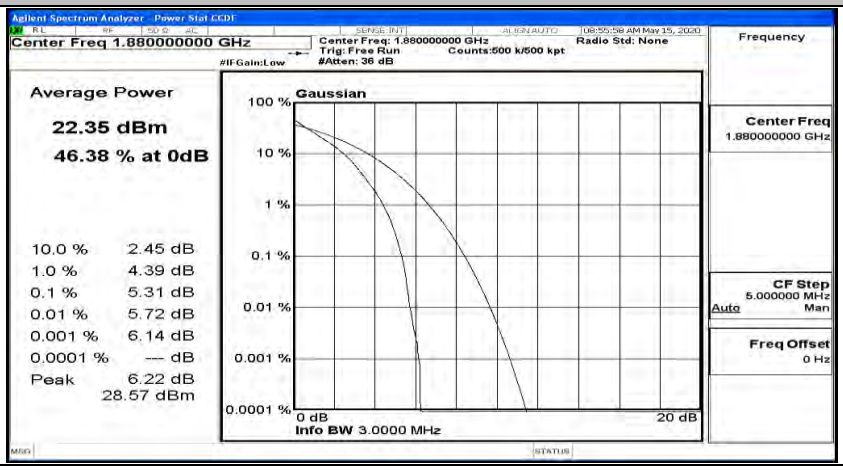

Peak-to Average Ratio Test Graph(s) (Channel Bandwidth: 3 MHz)_HCH_QPSK

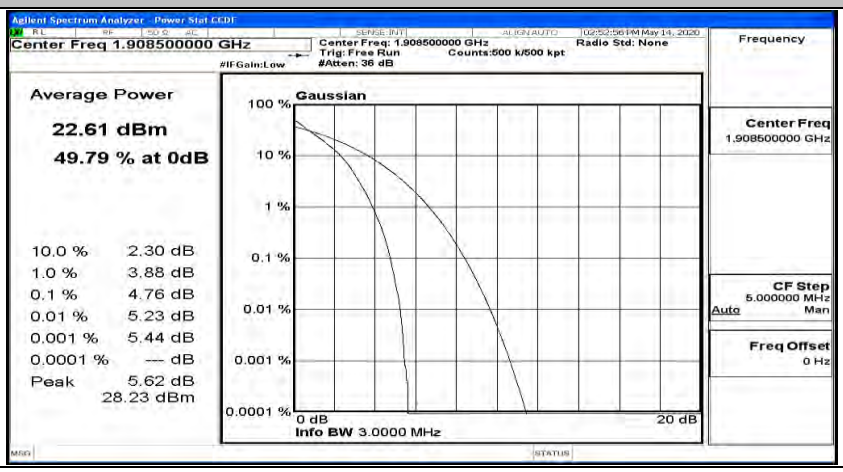

Peak-to Average Ratio Test Graph(s) (Channel Bandwidth: 3 MHz)_LCH_16QAM

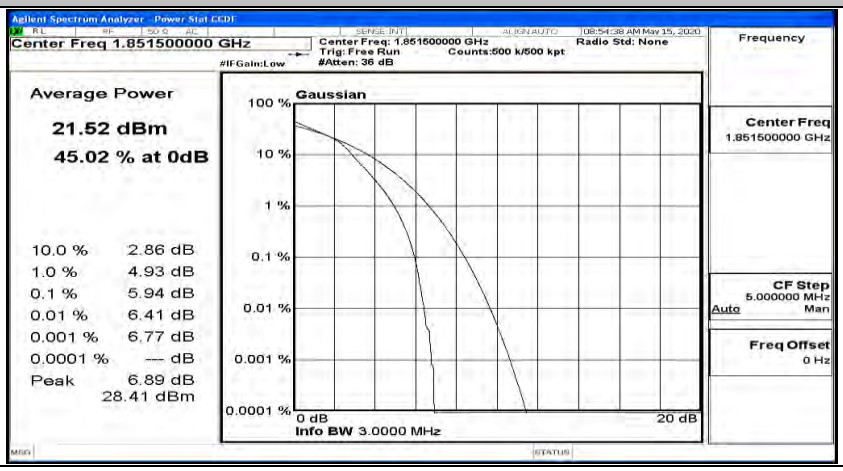

Peak-to Average Ratio Test Graph(s) (Channel Bandwidth: 3 MHz)_MCH_16QAM

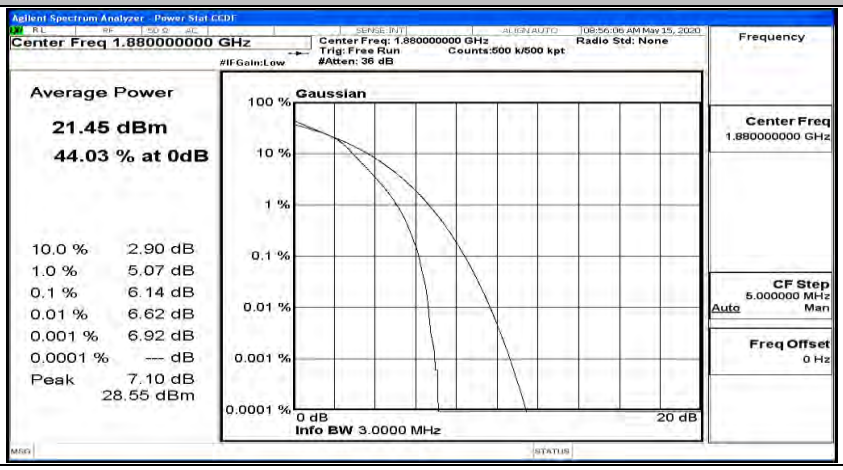

Peak-to Average Ratio Test Graph(s) (Channel Bandwidth: 3 MHz)_HCH_16QAM

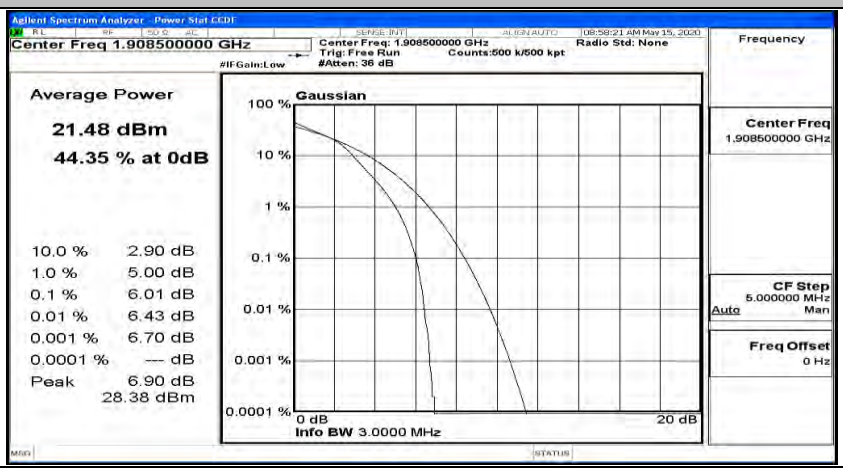

Peak-to Average Ratio Test Graph(s) (Channel Bandwidth: 5 MHz)_LCH_QPSK

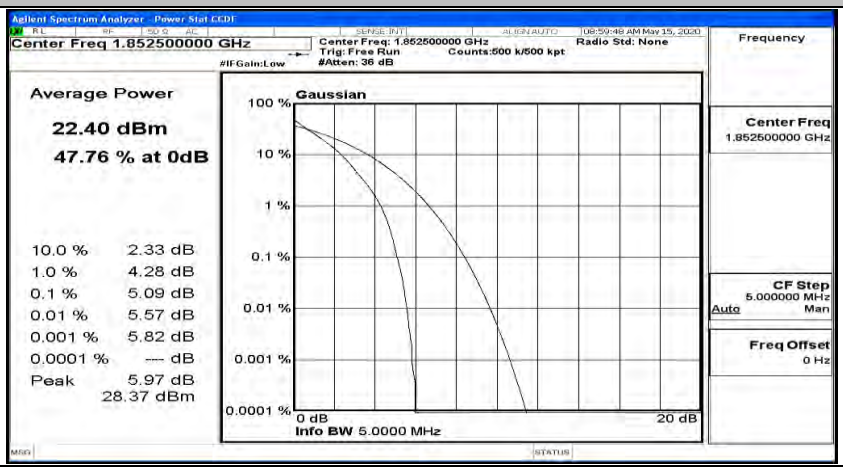

Peak-to Average Ratio Test Graph(s) (Channel Bandwidth: 5 MHz)_MCH_QPSK

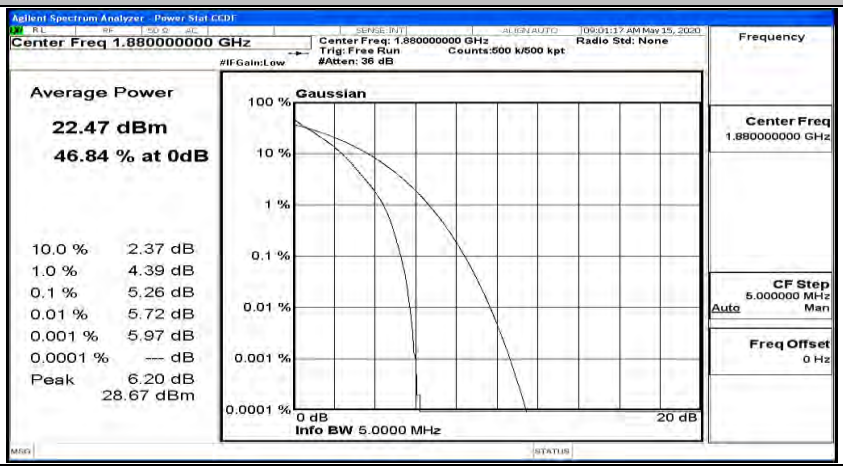

Peak-to Average Ratio Test Graph(s) (Channel Bandwidth: 5 MHz)_HCH_QPSK

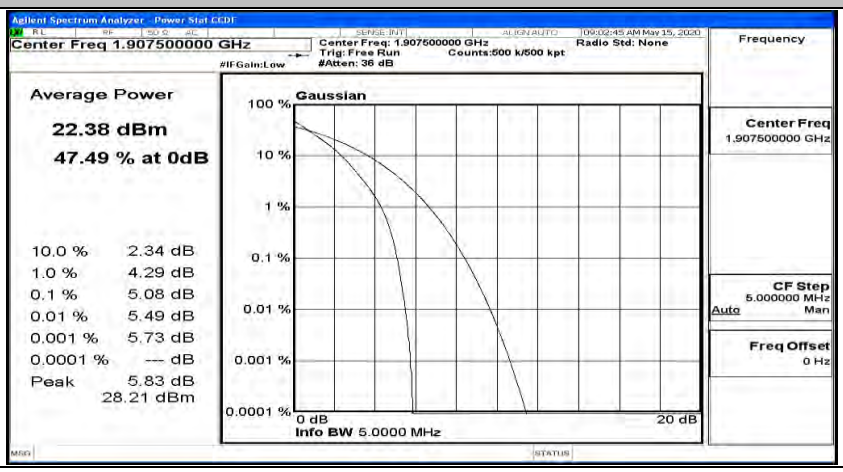

Peak-to Average Ratio Test Graph(s) (Channel Bandwidth: 5 MHz)_LCH_16QAM

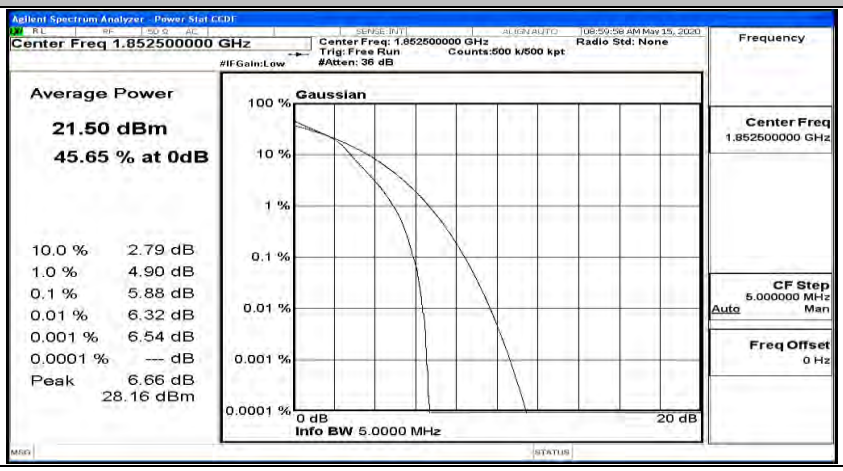

Peak-to Average Ratio Test Graph(s) (Channel Bandwidth: 5 MHz)_MCH_16QAM

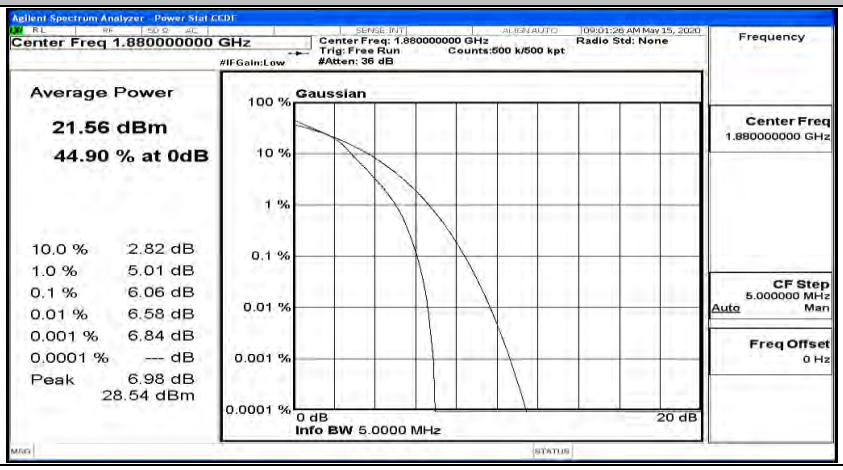

Peak-to Average Ratio Test Graph(s) (Channel Bandwidth: 5 MHz)_HCH_16QAM

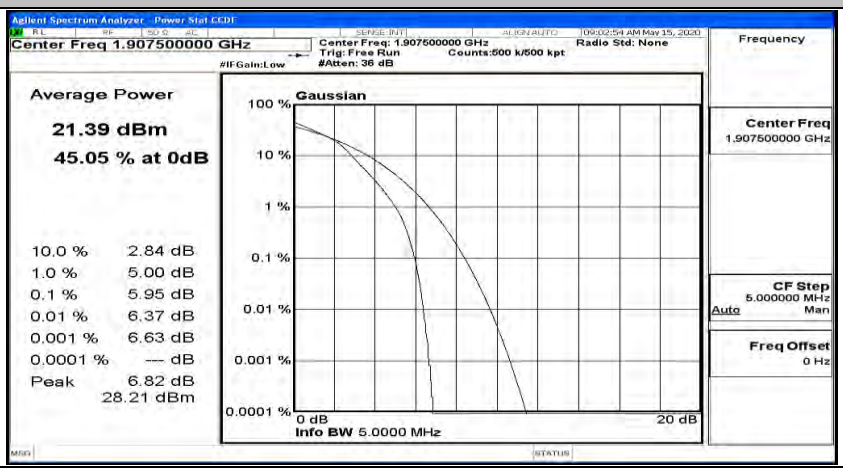

Peak-to Average Ratio Test Graph(s) (Channel Bandwidth: 10 MHz)_LCH_QPSK

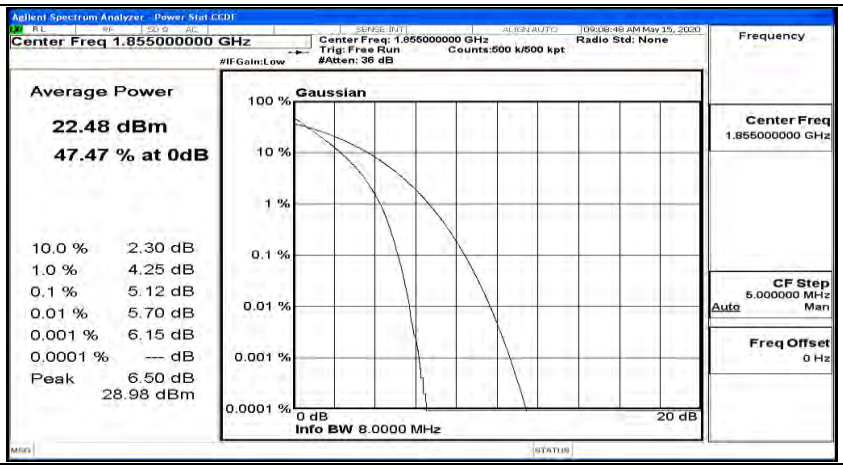

Peak-to Average Ratio Test Graph(s) (Channel Bandwidth: 10 MHz)_MCH_QPSK

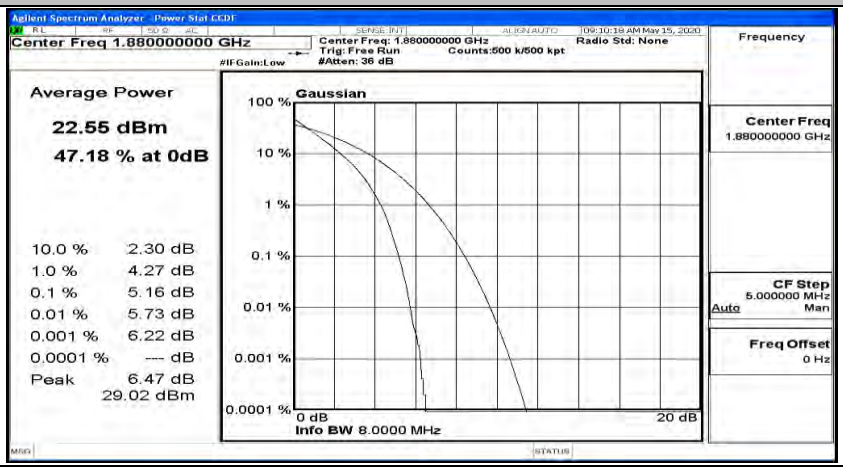

Peak-to Average Ratio Test Graph(s) (Channel Bandwidth: 10 MHz)_HCH_QPSK

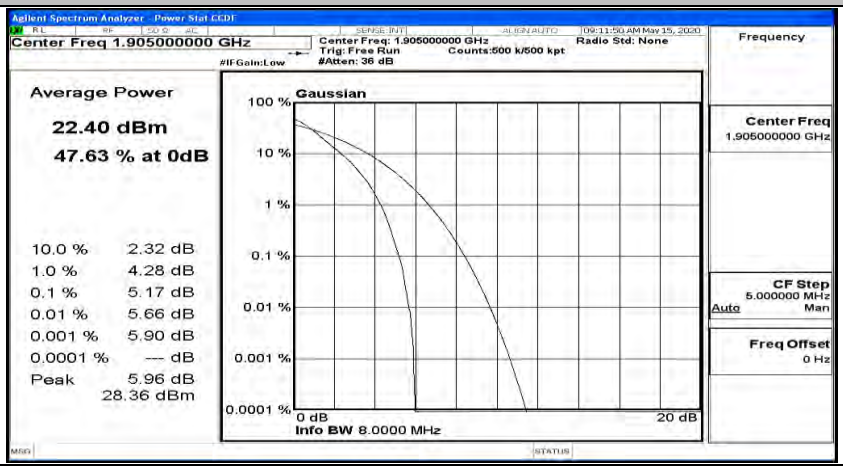

Peak-to Average Ratio Test Graph(s) (Channel Bandwidth: 10 MHz)_LCH_16QAM

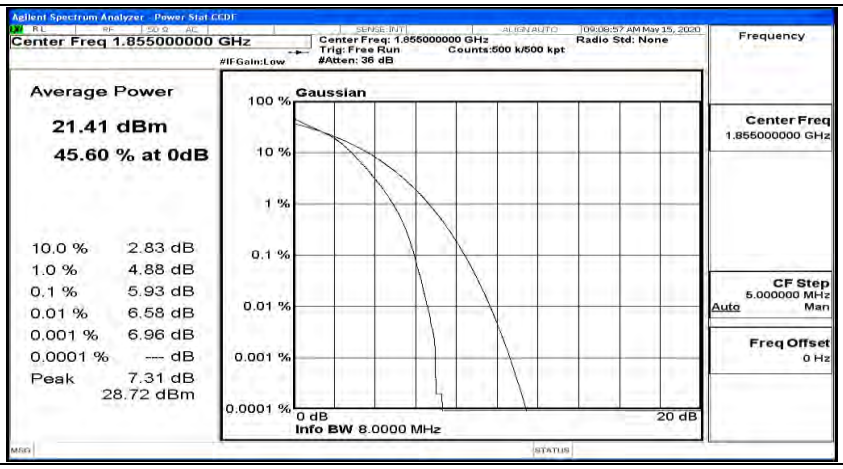

Peak-to Average Ratio Test Graph(s) (Channel Bandwidth: 10 MHz)_MCH_16QAM

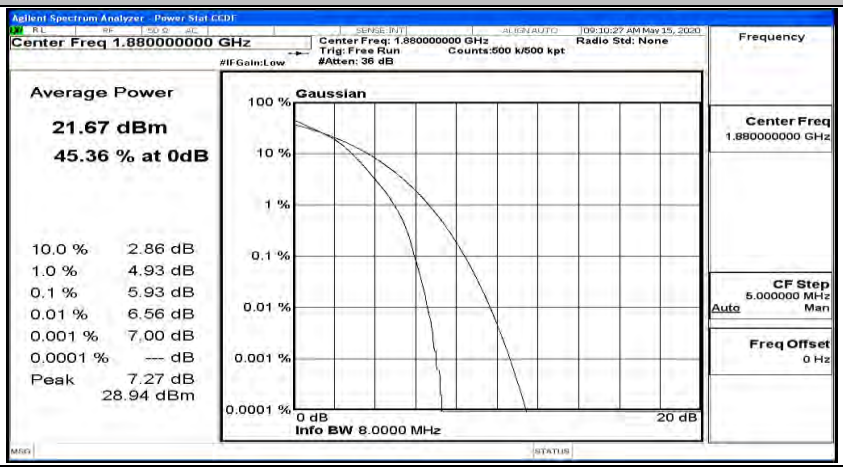

Peak-to Average Ratio Test Graph(s) (Channel Bandwidth: 10 MHz)_HCH_16QAM

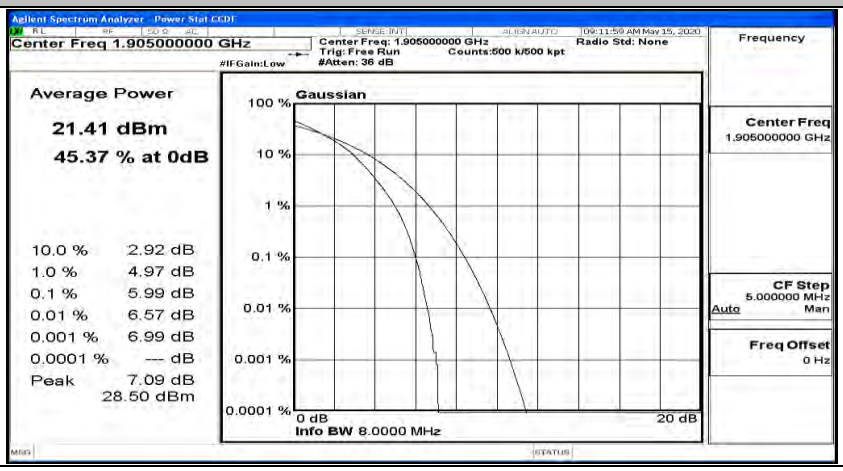

Peak-to Average Ratio Test Graph(s) (Channel Bandwidth:15 MHz)_LCH_QPSK

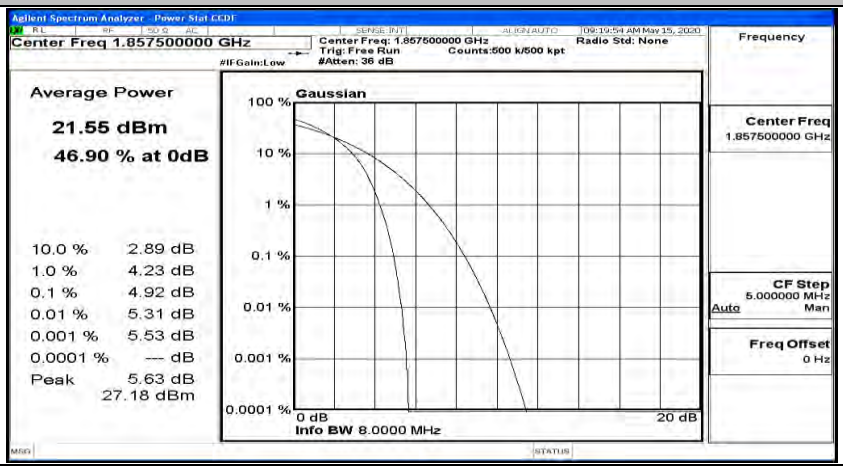

Peak-to Average Ratio Test Graph(s) (Channel Bandwidth:15 MHz)_MCH_QPSK

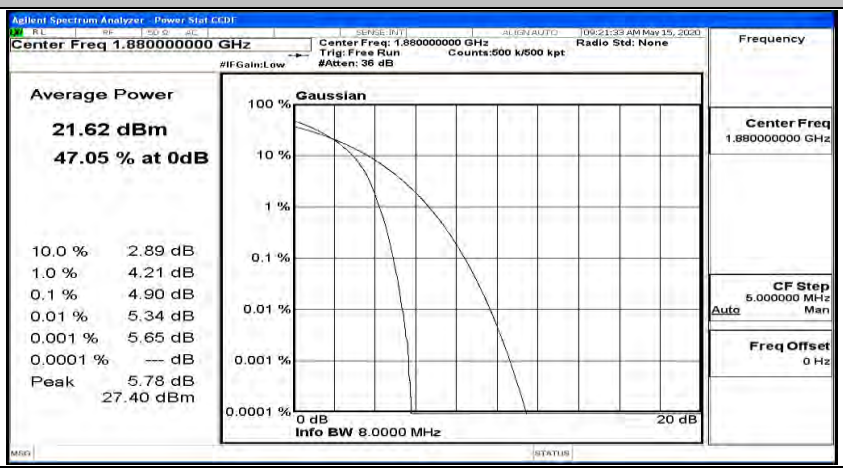

Peak-to Average Ratio Test Graph(s) (Channel Bandwidth:15 MHz)_HCH_QPSK

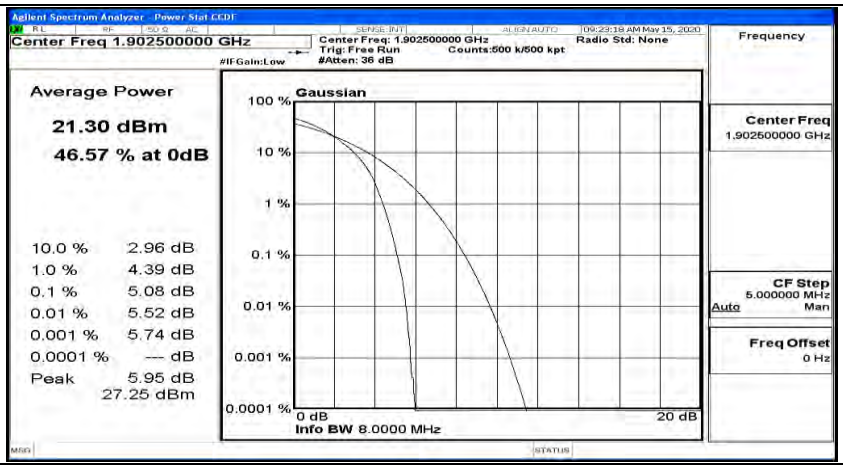

Peak-to Average Ratio Test Graph(s) (Channel Bandwidth:15 MHz)_LCH_16QAM

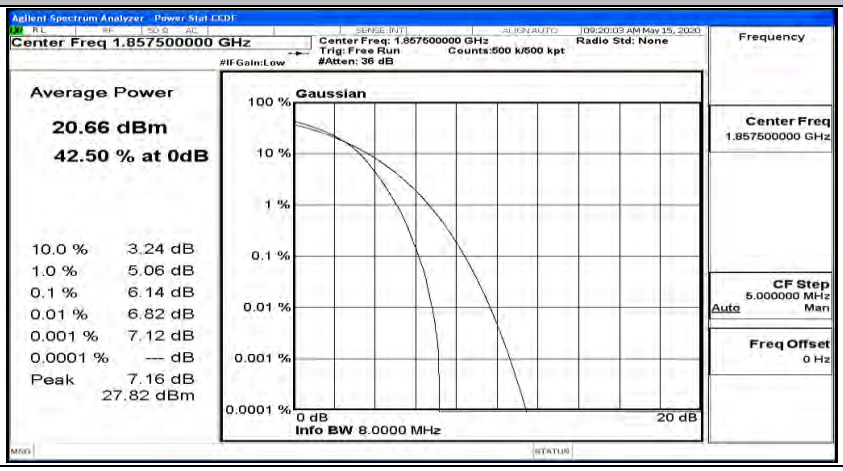

Peak-to Average Ratio Test Graph(s) (Channel Bandwidth:15 MHz)_MCH_16QAM

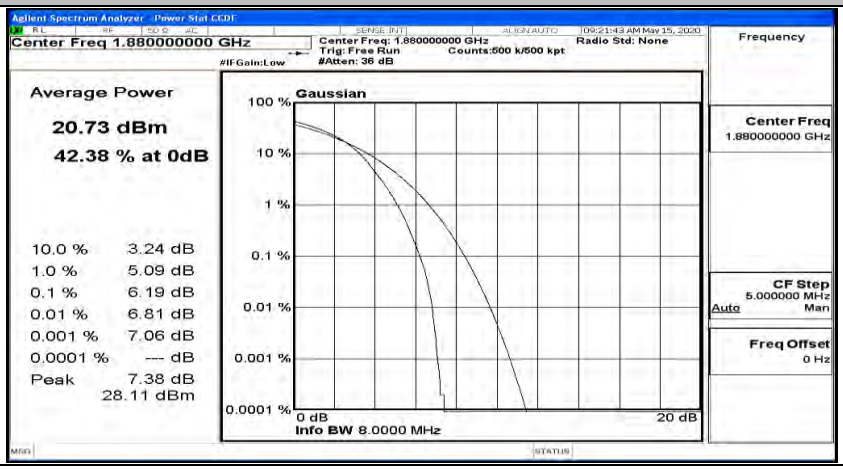

Peak-to Average Ratio Test Graph(s) (Channel Bandwidth:15 MHz)_HCH_16QAM

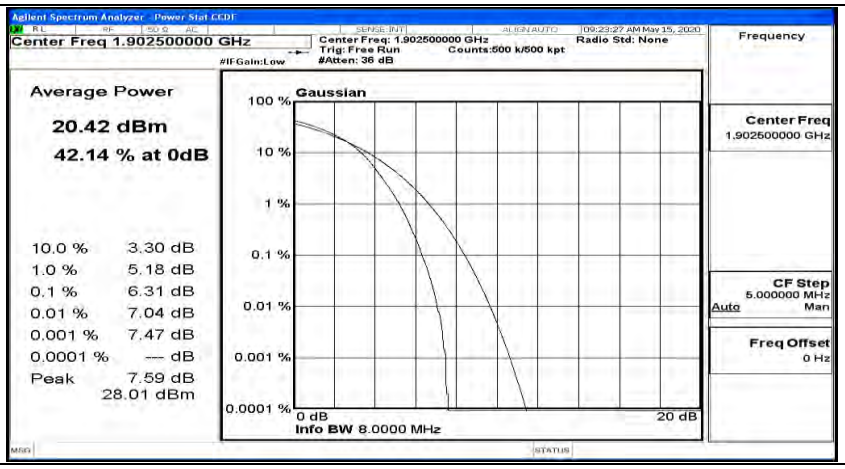
Agilent Spectrum Analyzer - Power Stat CCDF
Center Freq 1.902500000 GHz
Center Freq: 1.902500000 GHz
Trig: Free Run
#Atten: 36 dB
Counts:500 k/500 kpt
Radio Std: None
#IFGain:Low
Frequency
Average Power
20.42 dBm
42.14 % at 0dB
10.0 % 3.30 dB
1.0 % 5.18 dB
0.1 % 6.31 dB
0.01 % 7.04 dB
0.001 % 7.47 dB
0.0001 % --- dB
Peak 7.59 dB
28.01 dBm
Gaussian
100 %
10 %
1 %
0.1 %
0.01 %
0.001 %
0.0001 %
0 dB
20 dB
Info BW 8.0000 MHz
Center Freq
1.902500000 GHz
CF Step
5.000000 MHz
Auto Man
Freq Offset
0 Hz

Peak-to Average Ratio Test Graph(s) (Channel Bandwidth:20 MHz)_LCH_QPSK

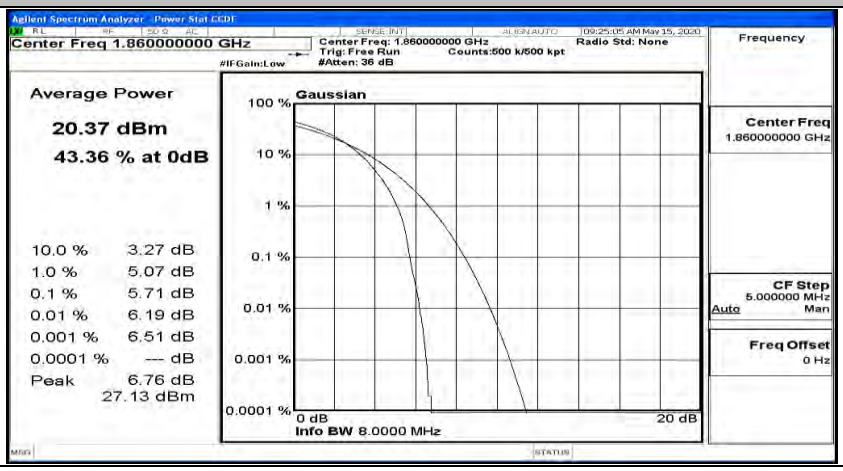

Peak-to Average Ratio Test Graph(s) (Channel Bandwidth:20 MHz)_MCH_QPSK

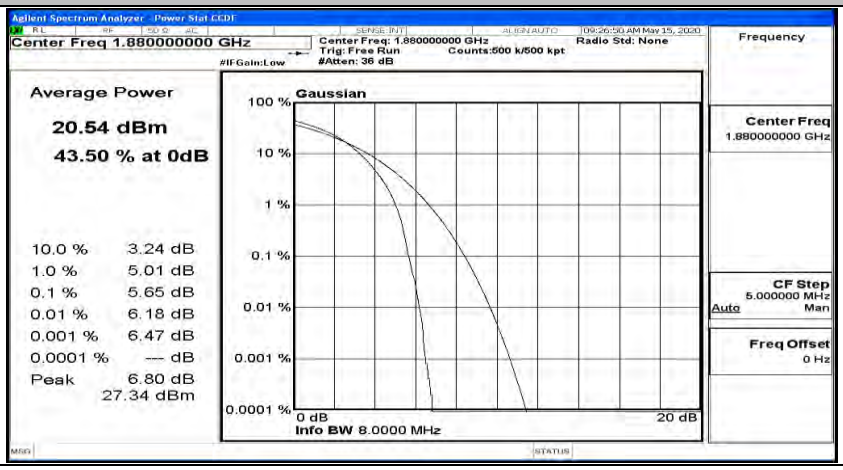

Peak-to Average Ratio Test Graph(s) (Channel Bandwidth:20 MHz)_HCH_QPSK

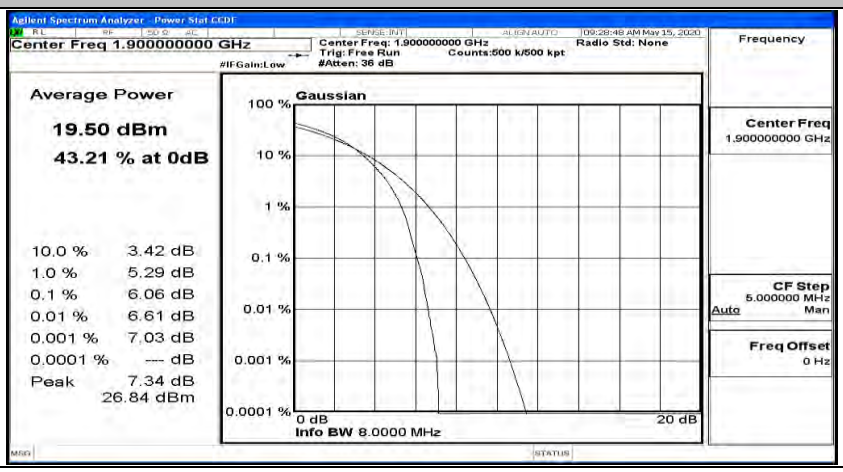

Peak-to Average Ratio Test Graph(s) (Channel Bandwidth:20 MHz)_LCH_16QAM

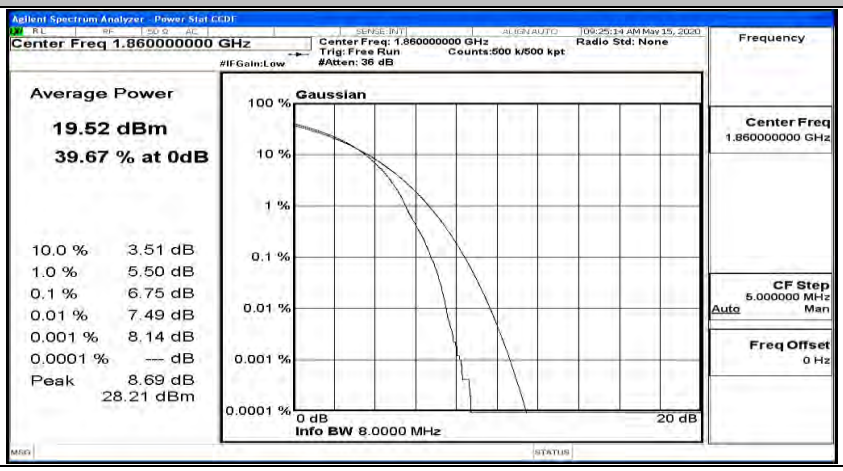

Peak-to Average Ratio Test Graph(s) (Channel Bandwidth:20 MHz)_MCH_16QAM

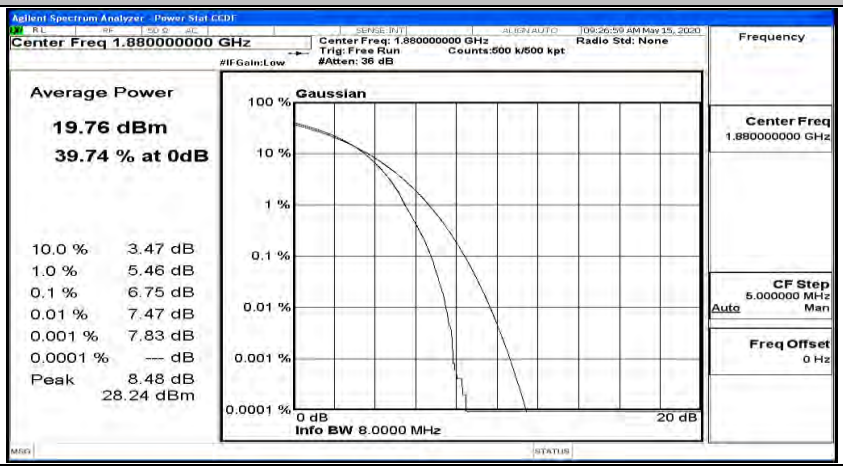

Peak-to Average Ratio Test Graph(s) (Channel Bandwidth:20 MHz)_HCH_16QAM

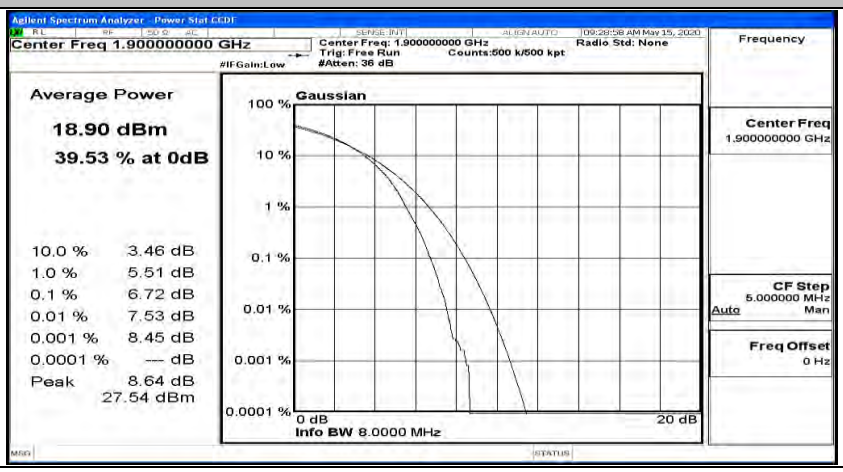

F.3 26dB Bandwidth and Occupied Bandwidth

EBW & OBW Test Result (Channel Bandwidth: 1.4 MHz)				
Modulation	Channel	Occupied Bandwidth (MHz)	26dB Bandwidth (MHz)	Verdict
QPSK	LCH	1.0777	1.237	PASS
	MCH	1.0738	1.230	PASS
	HCH	1.0794	1.245	PASS
16QAM	LCH	1.0807	1.253	PASS
	MCH	1.0796	1.238	PASS
	HCH	1.0759	1.212	PASS

EBW & OBW Test Result (Channel Bandwidth: 3 MHz)				
Modulation	Channel	Occupied Bandwidth (MHz)	26dB Bandwidth (MHz)	Verdict
QPSK	LCH	2.6827	2.882	PASS
	MCH	2.6814	2.894	PASS
	HCH	2.6825	2.912	PASS
16QAM	LCH	2.6813	2.899	PASS
	MCH	2.6874	2.907	PASS
	HCH	2.6866	2.882	PASS

EBW & OBW Test Result (Channel Bandwidth: 5 MHz)				
Modulation	Channel	Occupied Bandwidth (MHz)	26dB Bandwidth (MHz)	Verdict
QPSK	LCH	4.4751	4.772	PASS
	MCH	4.4721	4.804	PASS
	HCH	4.4649	4.826	PASS
16QAM	LCH	4.4746	4.818	PASS
	MCH	4.4665	4.789	PASS
	HCH	4.4732	4.812	PASS

EBW & OBW Test Result (Channel Bandwidth: 10 MHz)				
Modulation	Channel	Occupied Bandwidth (MHz)	26dB Bandwidth (MHz)	Verdict
QPSK	LCH	8.9208	9.463	PASS
	MCH	8.9107	9.501	PASS
	HCH	8.9047	9.362	PASS
16QAM	LCH	8.9190	9.462	PASS
	MCH	8.9116	9.389	PASS
	HCH	8.8991	9.414	PASS

EBW & OBW Test Result (Channel Bandwidth: 15 MHz)				
Modulation	Channel	Occupied Bandwidth (MHz)	26dB Bandwidth (MHz)	Verdict
QPSK	LCH	13.374	14.02	PASS
	MCH	13.374	13.98	PASS
	HCH	13.374	13.96	PASS
16QAM	LCH	13.367	13.98	PASS
	MCH	13.353	14.08	PASS
	HCH	13.381	14.01	PASS

EBW & OBW Test Result (Channel Bandwidth: 20 MHz)				
Modulation	Channel	Occupied Bandwidth (MHz)	26dB Bandwidth (MHz)	Verdict
QPSK	LCH	17.830	18.56	PASS
	MCH	17.790	18.57	PASS
	HCH	17.868	18.58	PASS
16QAM	LCH	17.823	18.59	PASS
	MCH	17.782	18.53	PASS
	HCH	17.857	18.61	PASS

EBW & OBW Test Graph(s) (Channel Bandwidth: 1.4 MHz)_LCH_QPSK

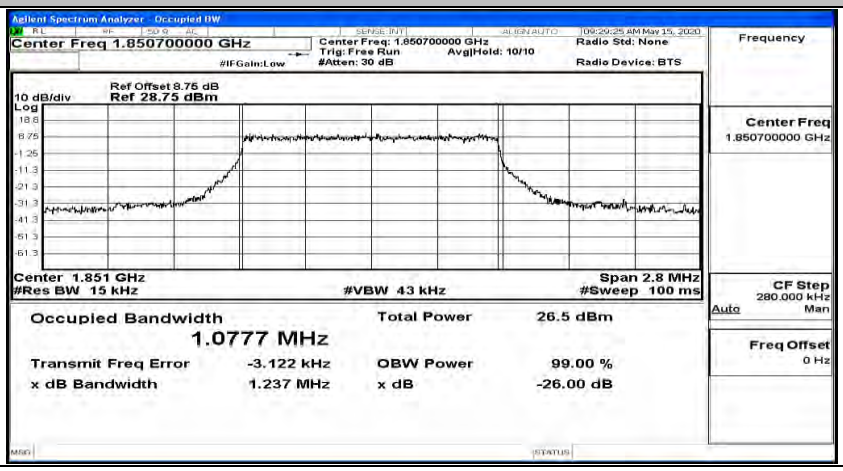

EBW & OBW Test Graph(s) (Channel Bandwidth: 1.4 MHz)_MCH_QPSK

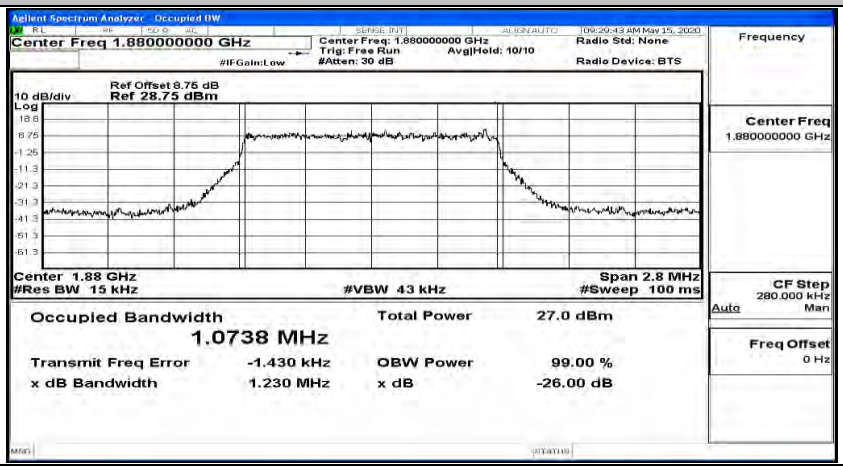

EBW & OBW Test Graph(s) (Channel Bandwidth: 1.4 MHz)_HCH_QPSK

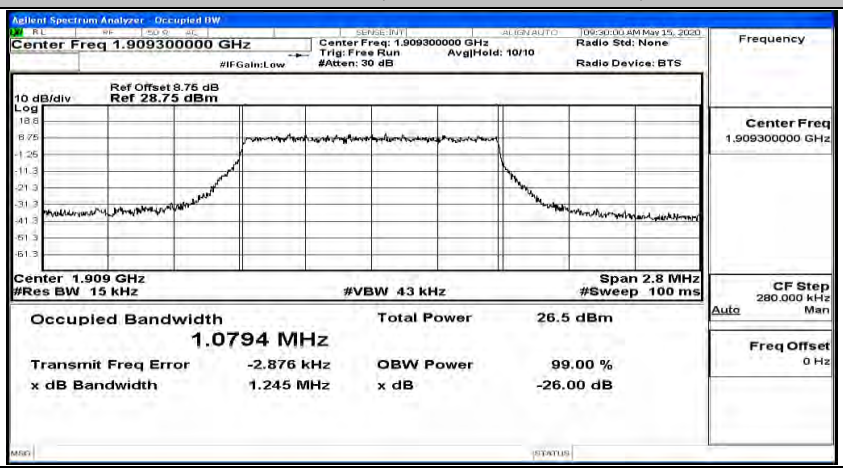

EBW & OBW Test Graph(s) (Channel Bandwidth: 1.4 MHz)_LCH_16QAM

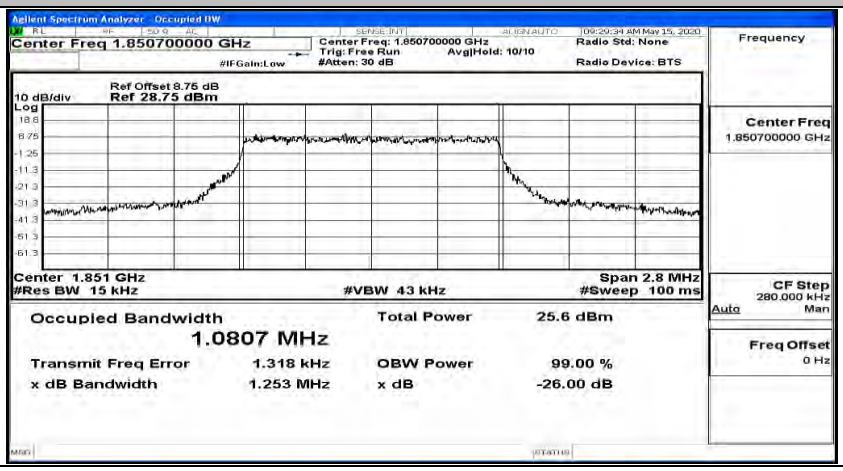

EBW & OBW Test Graph(s) (Channel Bandwidth: 1.4 MHz)_MCH_16QAM

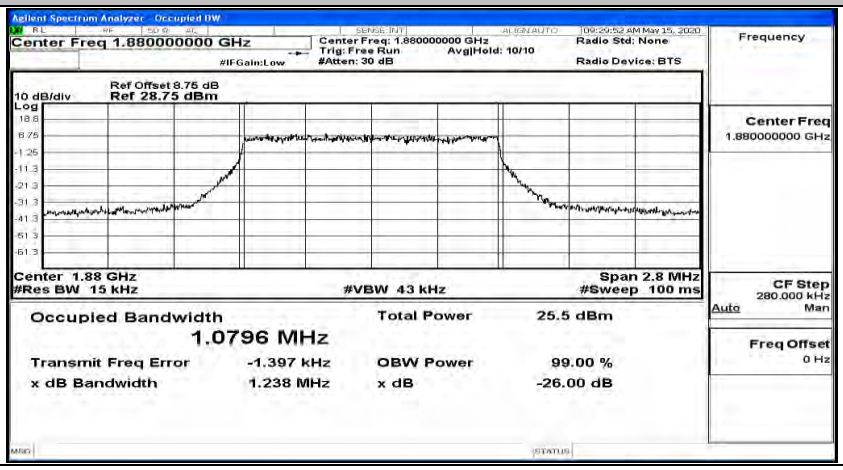

EBW & OBW Test Graph(s) (Channel Bandwidth: 1.4 MHz)_HCH_16QAM

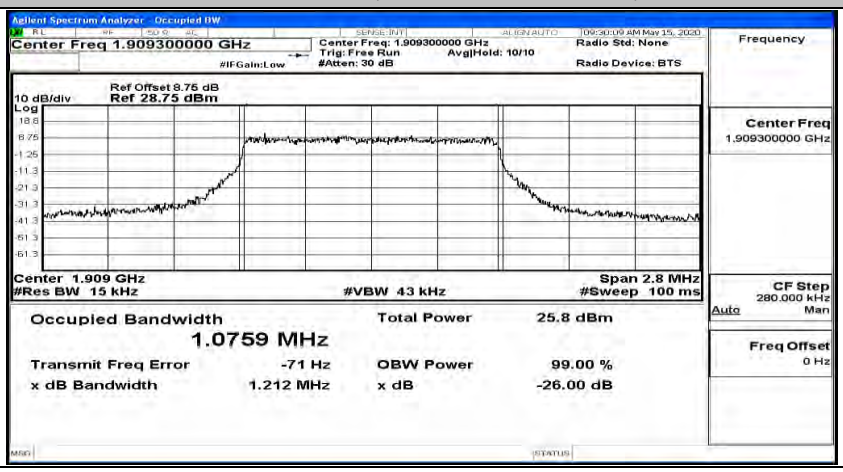

EBW & OBW Test Graph(s) (Channel Bandwidth: 3 MHz)_LCH_QPSK

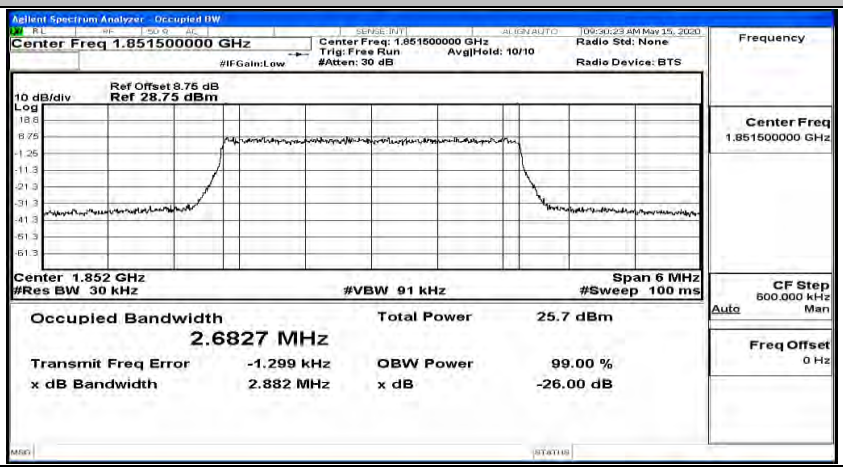

EBW & OBW Test Graph(s) (Channel Bandwidth: 3 MHz)_MCH_QPSK

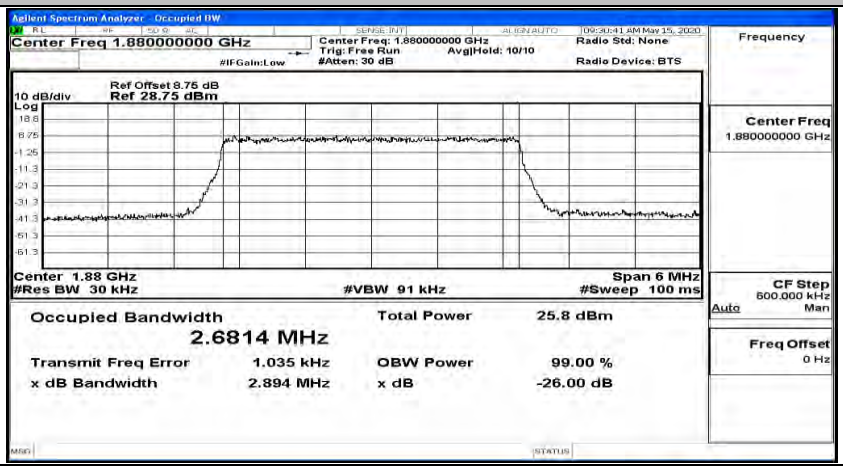

EBW & OBW Test Graph(s) (Channel Bandwidth: 3 MHz)_HCH_QPSK

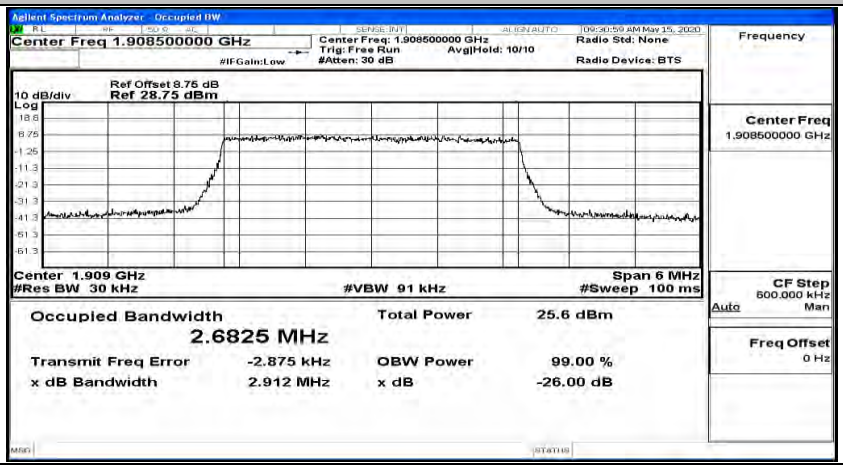

EBW & OBW Test Graph(s) (Channel Bandwidth: 3 MHz)_LCH_16QAM

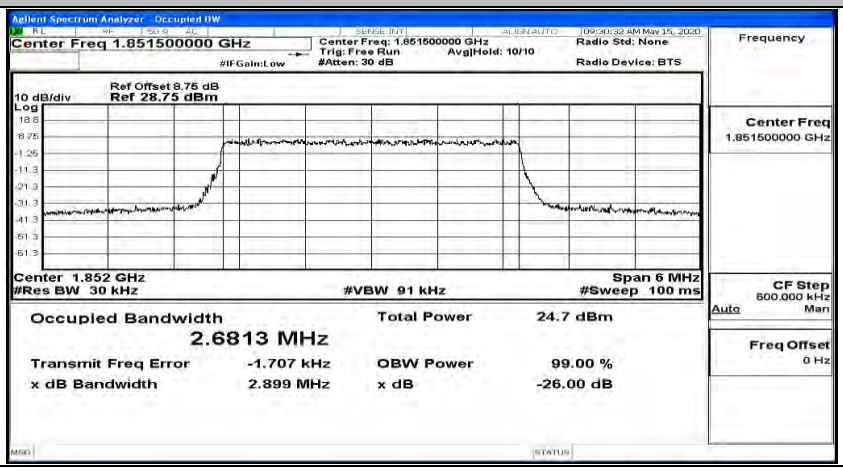

EBW & OBW Test Graph(s) (Channel Bandwidth: 3 MHz)_MCH_16QAM

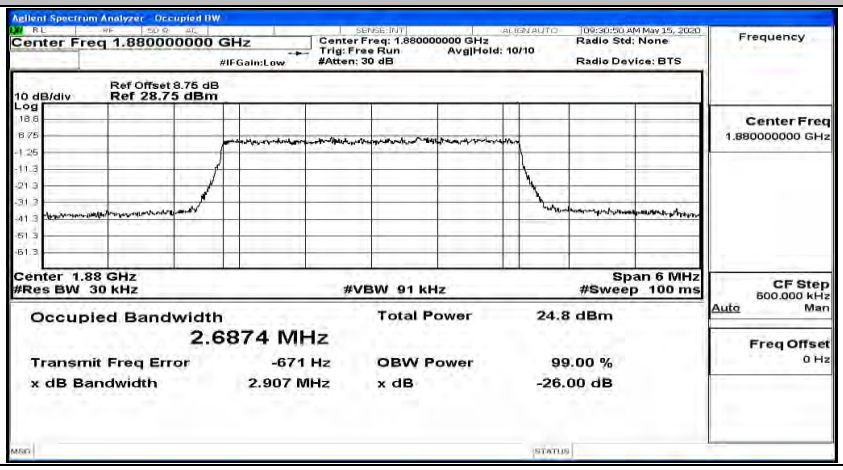

EBW & OBW Test Graph(s) (Channel Bandwidth: 3 MHz)_HCH_16QAM

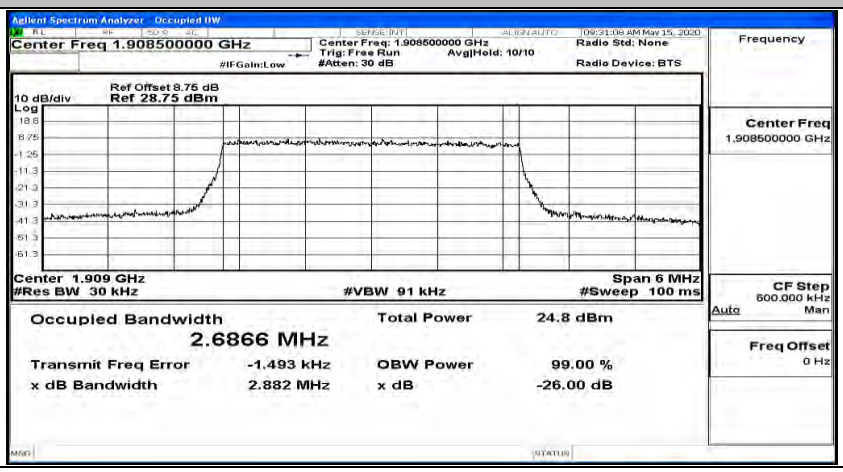

EBW & OBW Test Graph(s) (Channel Bandwidth: 5 MHz)_LCH_QPSK

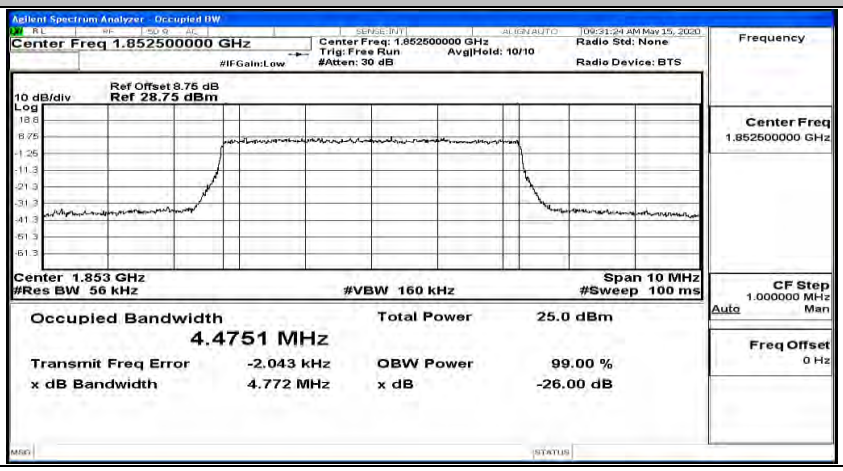

EBW & OBW Test Graph(s) (Channel Bandwidth: 5 MHz)_MCH_QPSK

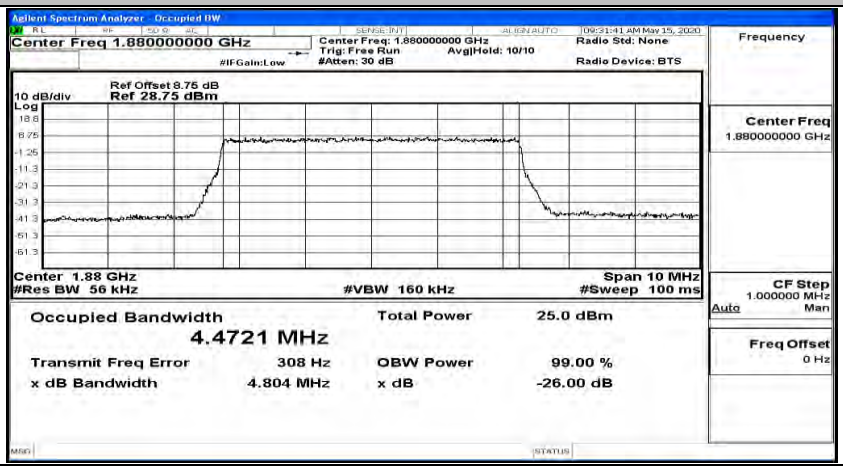

EBW & OBW Test Graph(s) (Channel Bandwidth: 5 MHz)_HCH_QPSK

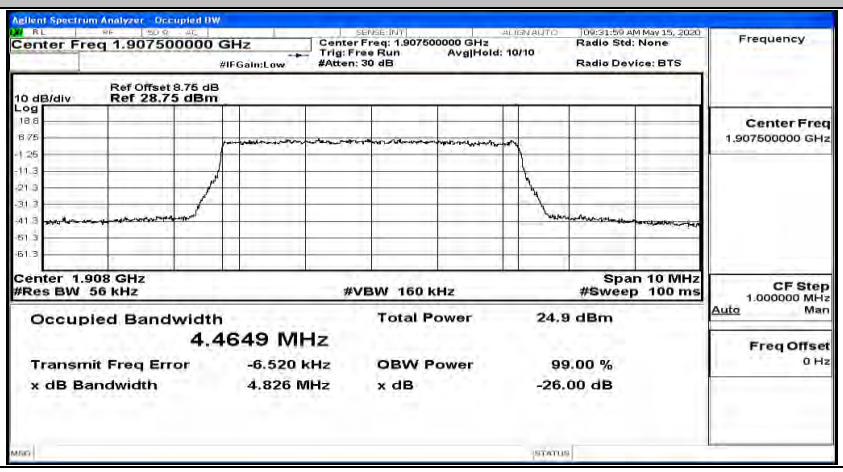

EBW & OBW Test Graph(s) (Channel Bandwidth: 5 MHz)_LCH_16QAM

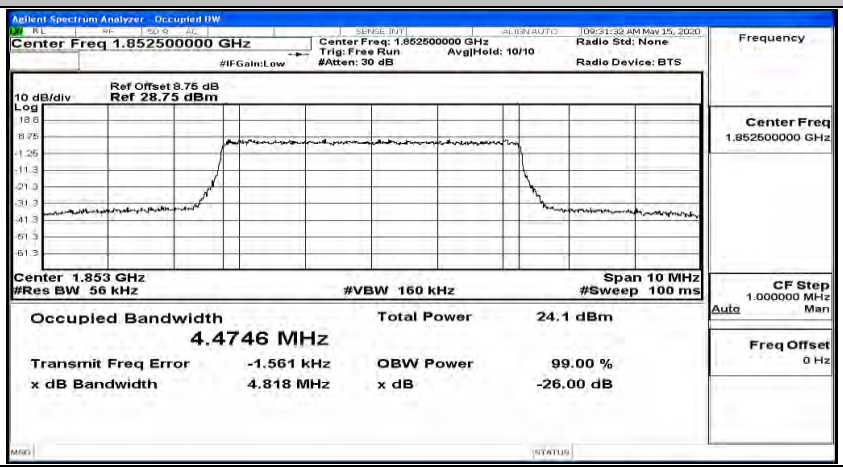

EBW & OBW Test Graph(s) (Channel Bandwidth: 5 MHz)_MCH_16QAM

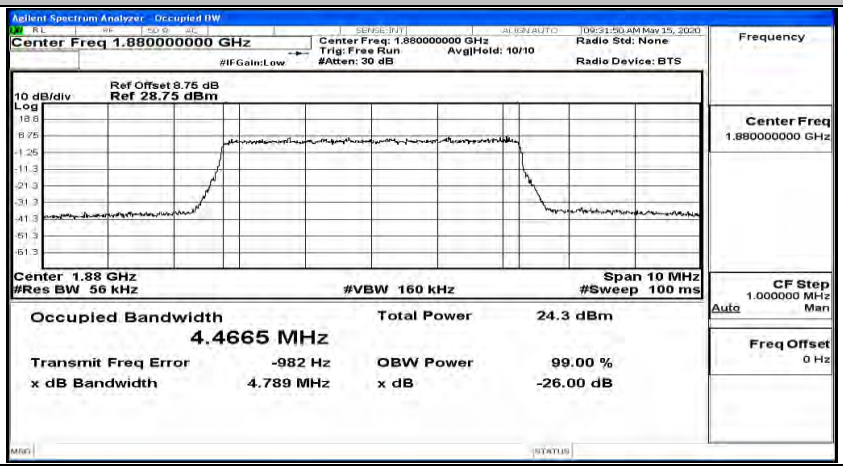

EBW & OBW Test Graph(s) (Channel Bandwidth: 5 MHz)_HCH_16QAM

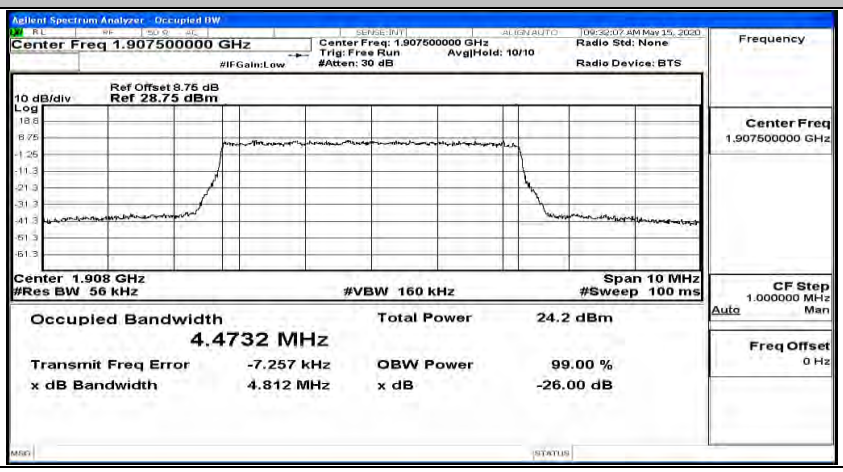

EBW & OBW Test Graph(s) (Channel Bandwidth: 10 MHz)_LCH_QPSK

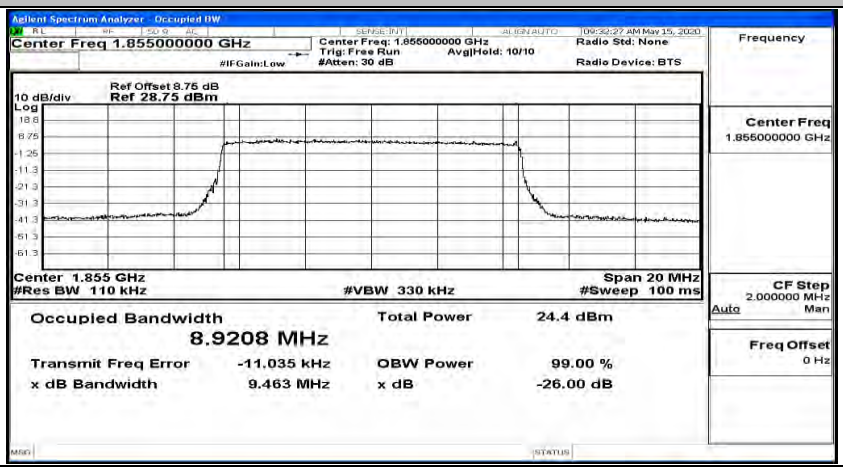

EBW & OBW Test Graph(s) (Channel Bandwidth: 10 MHz)_MCH_QPSK

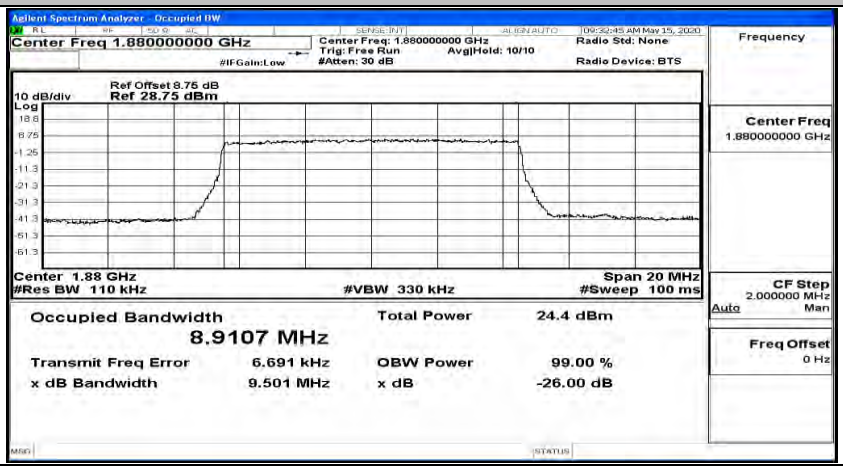

EBW & OBW Test Graph(s) (Channel Bandwidth: 10 MHz)_HCH_QPSK

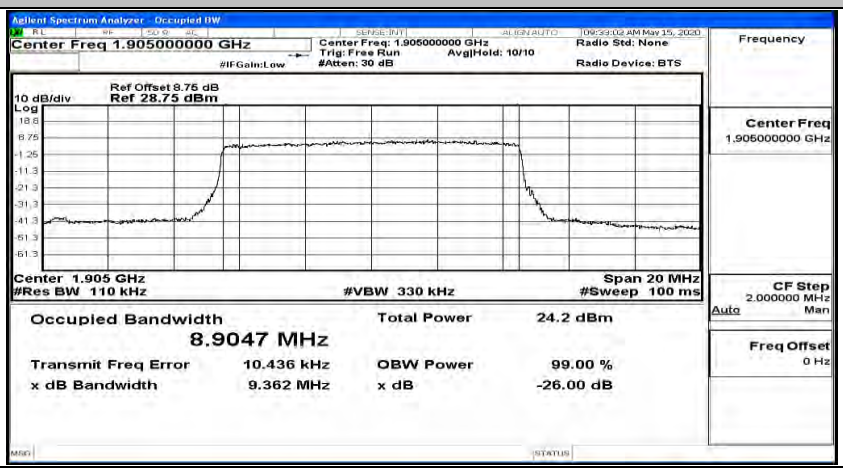

EBW & OBW Test Graph(s) (Channel Bandwidth: 10 MHz)_LCH_16QAM

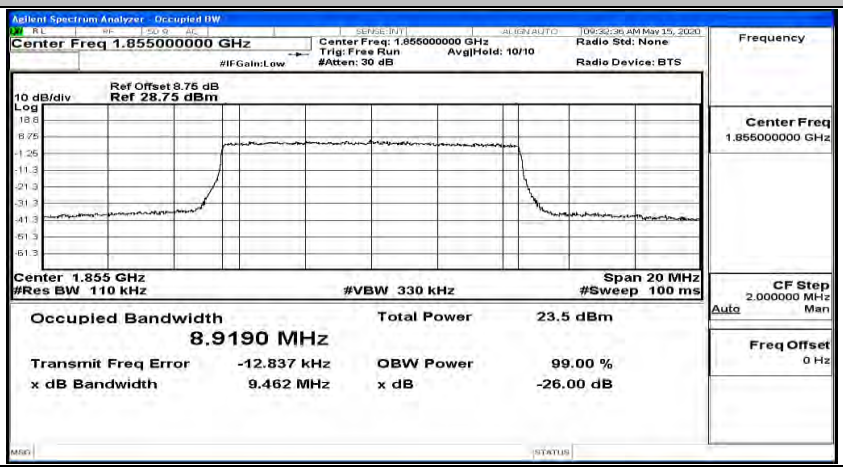

EBW & OBW Test Graph(s) (Channel Bandwidth: 10 MHz)_MCH_16QAM

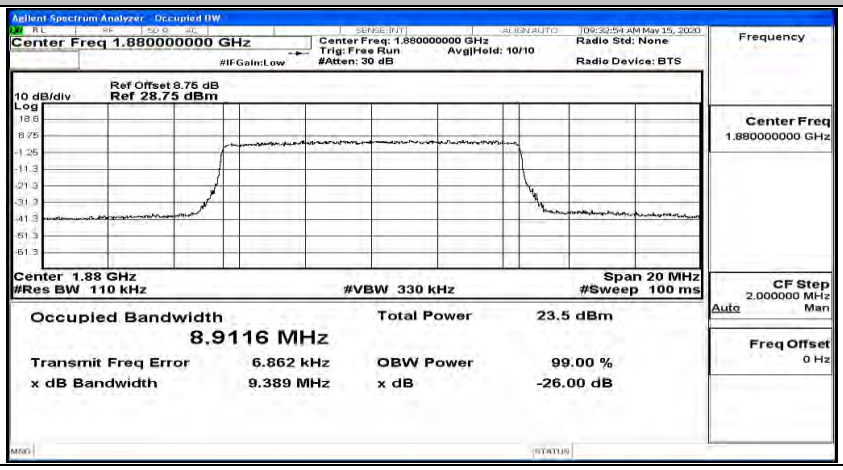

EBW & OBW Test Graph(s) (Channel Bandwidth: 10 MHz)_HCH_16QAM

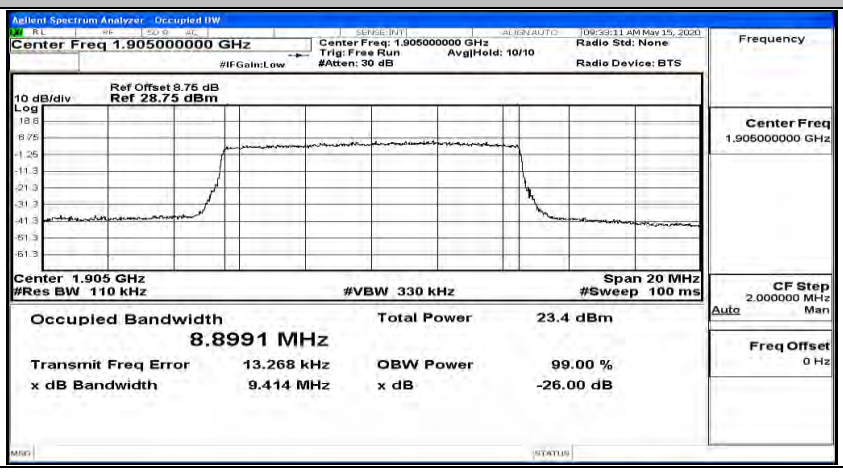

EBW & OBW Test Graph(s) (Channel Bandwidth:15 MHz)_LCH_QPSK

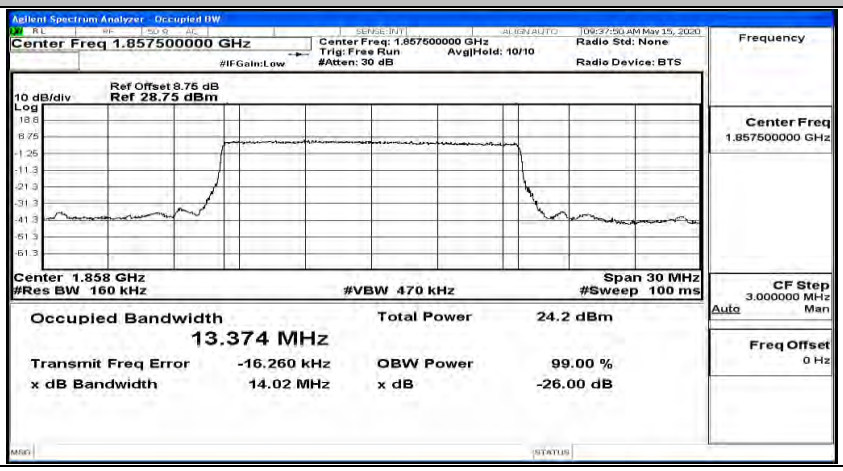

EBW & OBW Test Graph(s) (Channel Bandwidth:15 MHz)_MCH_QPSK

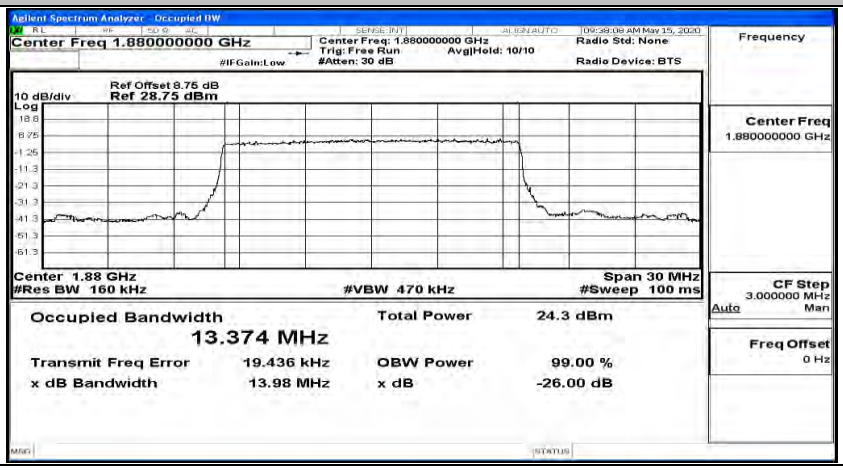

EBW & OBW Test Graph(s) (Channel Bandwidth:15 MHz)_HCH_QPSK

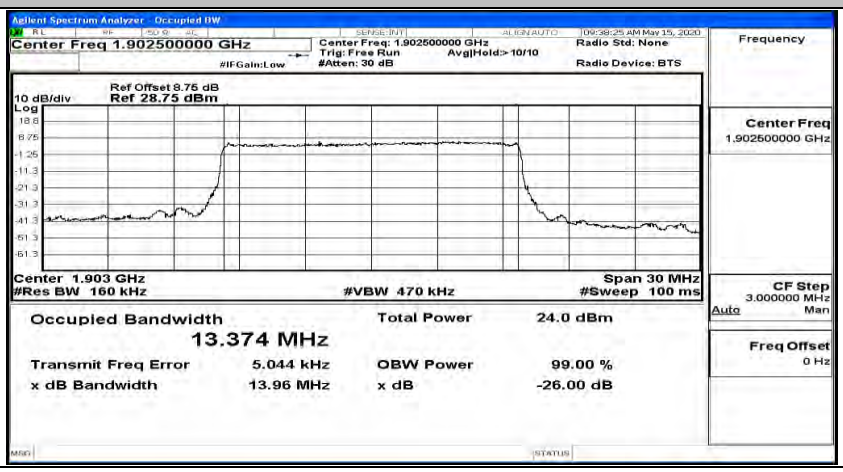

EBW & OBW Test Graph(s) (Channel Bandwidth:15 MHz)_LCH_16QAM

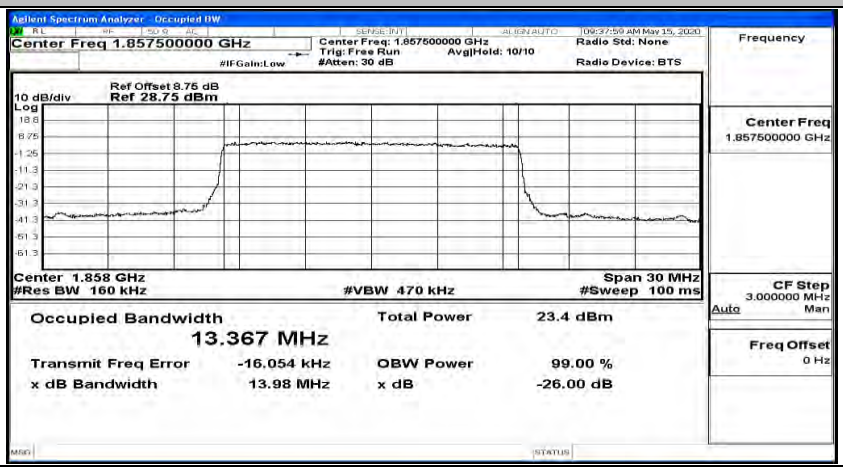

EBW & OBW Test Graph(s) (Channel Bandwidth:15 MHz)_MCH_16QAM

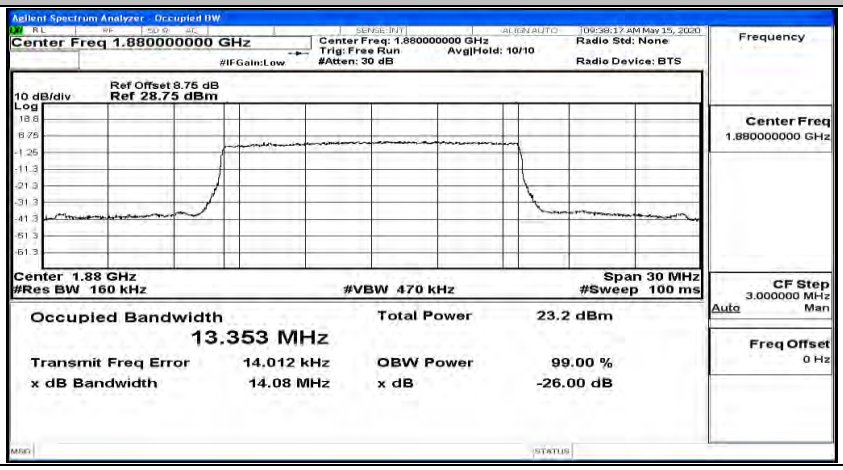

EBW & OBW Test Graph(s) (Channel Bandwidth:15 MHz)_HCH_16QAM

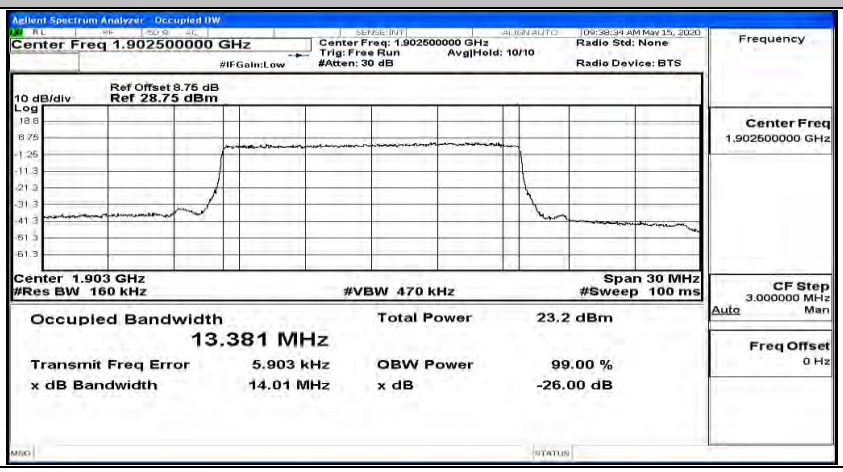

EBW & OBW Test Graph(s) (Channel Bandwidth:20 MHz)_LCH_QPSK

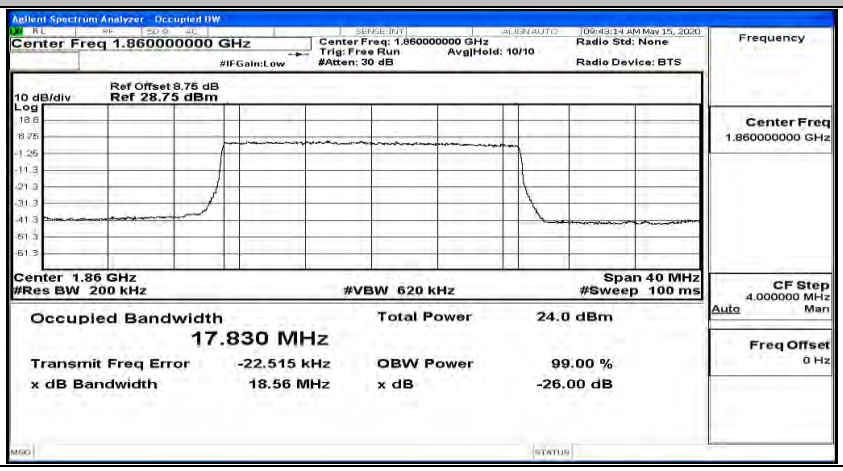

EBW & OBW Test Graph(s) (Channel Bandwidth:20 MHz)_MCH_QPSK

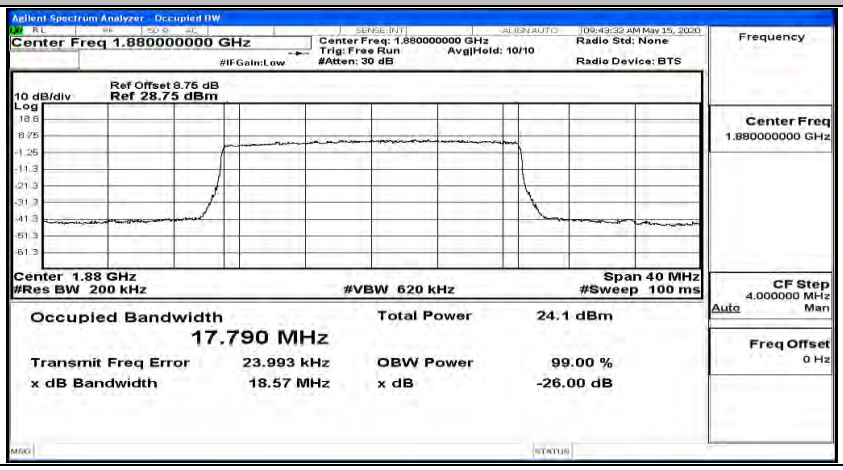

EBW & OBW Test Graph(s) (Channel Bandwidth:20 MHz)_HCH_QPSK

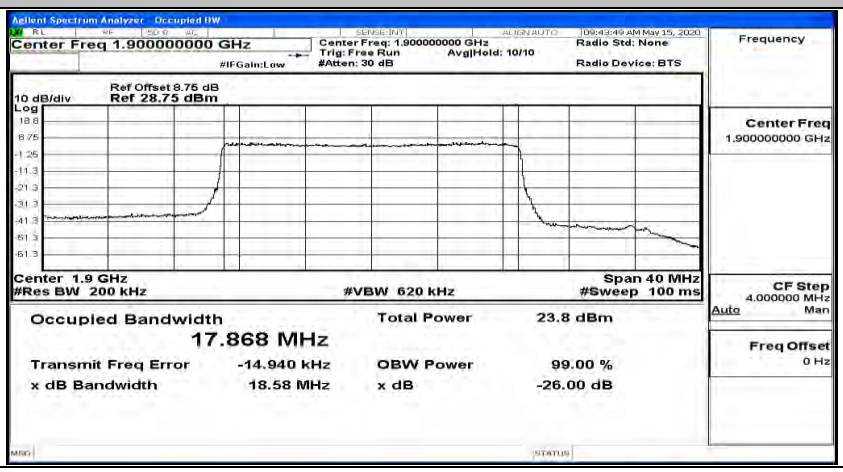

EBW & OBW Test Graph(s) (Channel Bandwidth:20 MHz)_LCH_16QAM

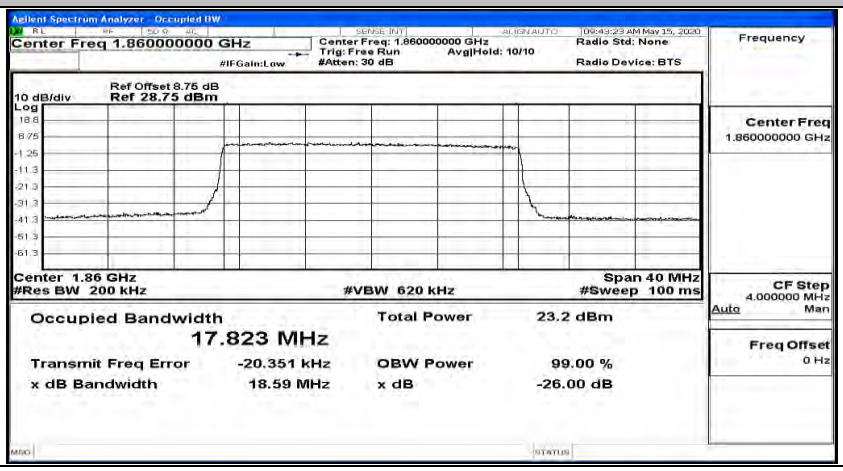

EBW & OBW Test Graph(s) (Channel Bandwidth:20 MHz)_MCH_16QAM

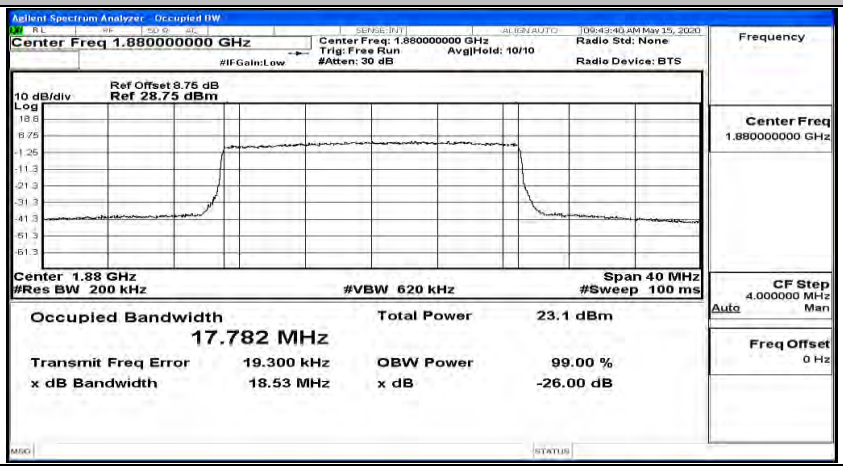

EBW & OBW Test Graph(s) (Channel Bandwidth:20 MHz)_HCH_16QAM

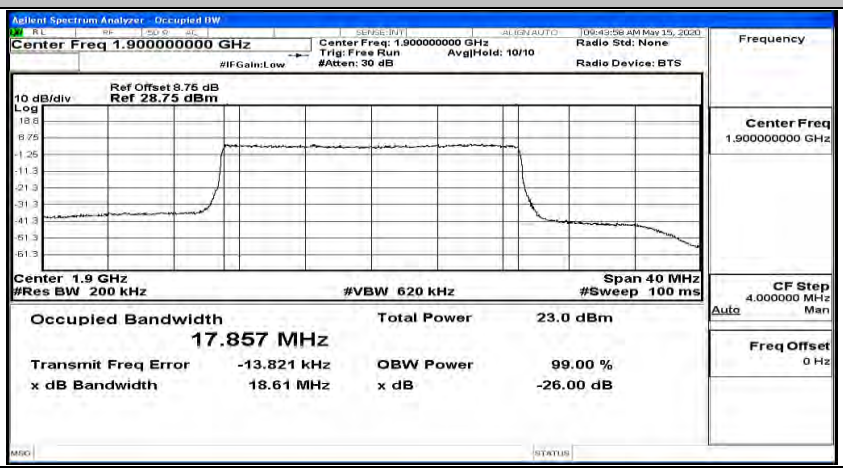

F.4 Band Edge

Band Edge Test Graph(s) (Channel Bandwidth: 1.4 MHz)_LCH_QPSK

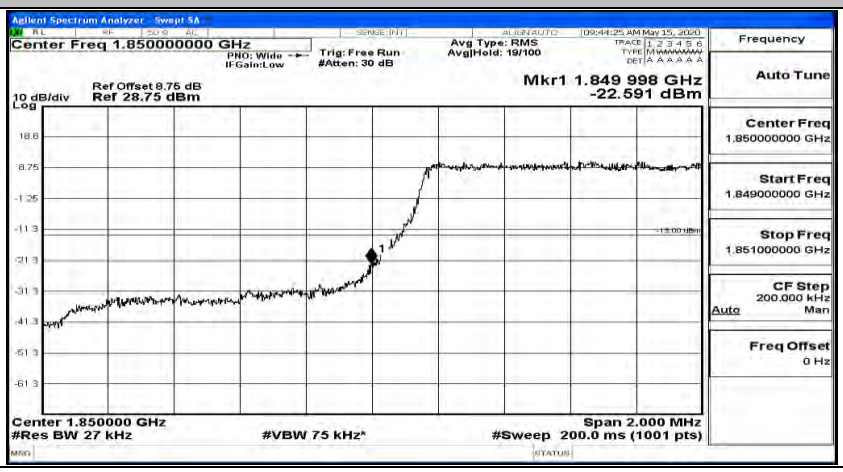

Band Edge Test Graph(s) (Channel Bandwidth: 1.4 MHz)_HCH_QPSK

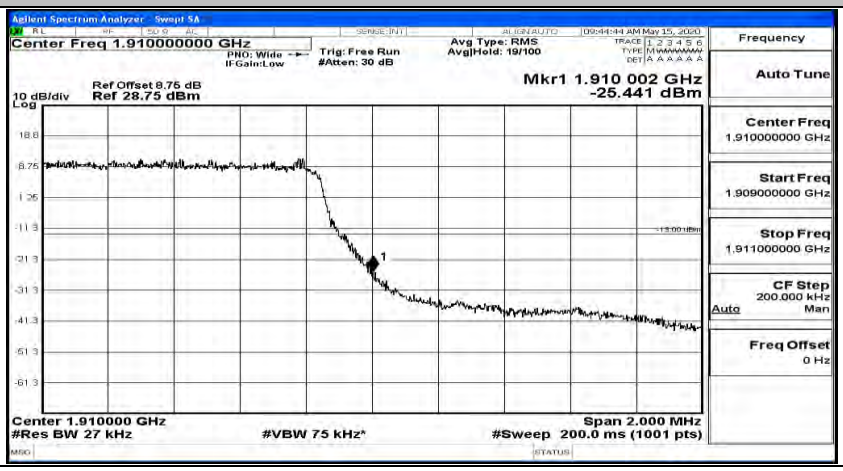

Band Edge Test Graph(s) (Channel Bandwidth: 1.4 MHz)_LCH_16QAM

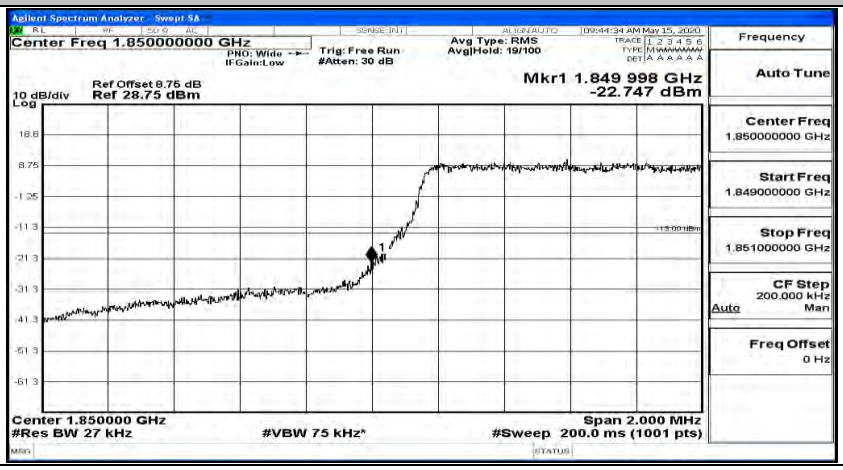

Band Edge Test Graph(s) (Channel Bandwidth: 1.4 MHz)_HCH_16QAM

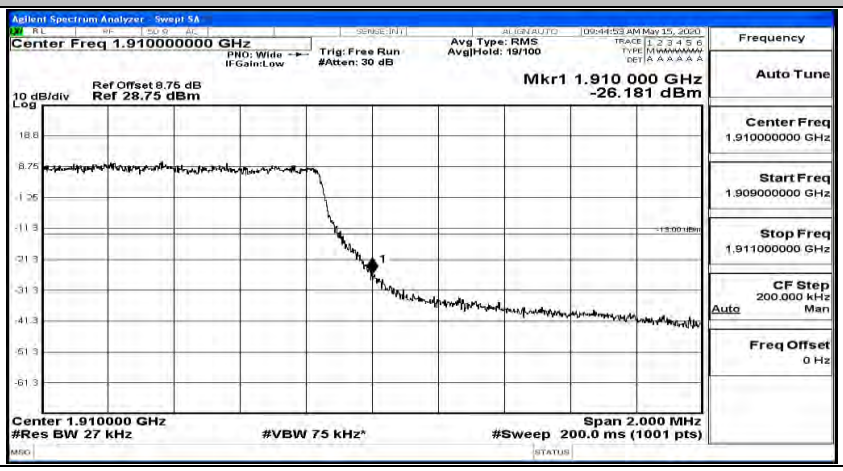

Band Edge Test Graph(s) (Channel Bandwidth: 3 MHz)_LCH_QPSK

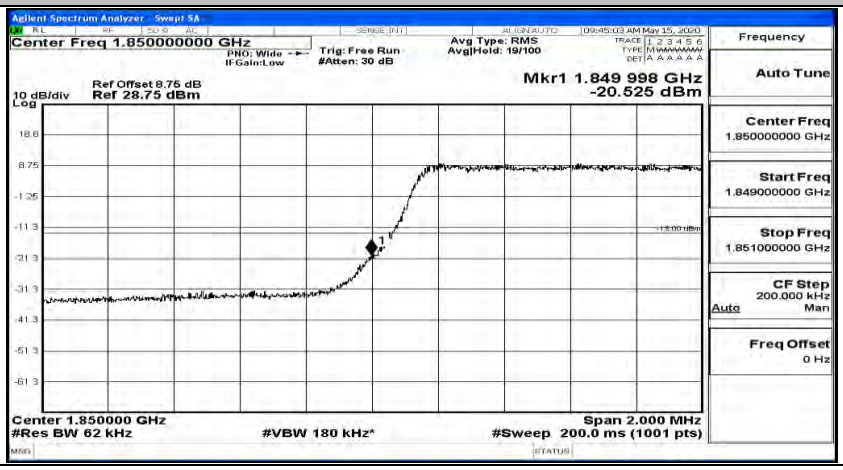

Band Edge Test Graph(s) (Channel Bandwidth: 3 MHz)_HCH_QPSK

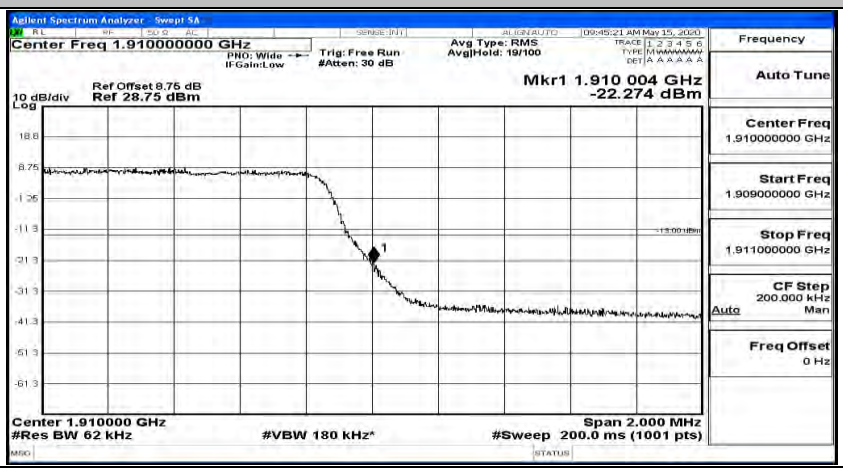

Band Edge Test Graph(s) (Channel Bandwidth: 3 MHz)_LCH_16QAM

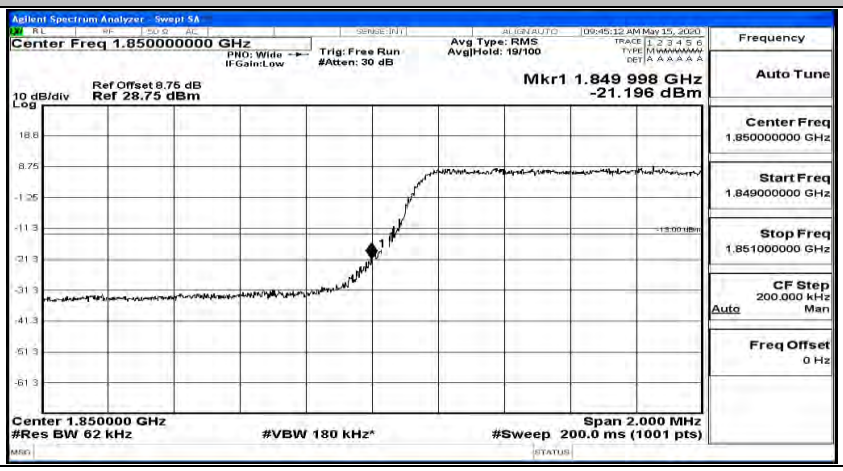

Band Edge Test Graph(s) (Channel Bandwidth: 3 MHz)_HCH_16QAM

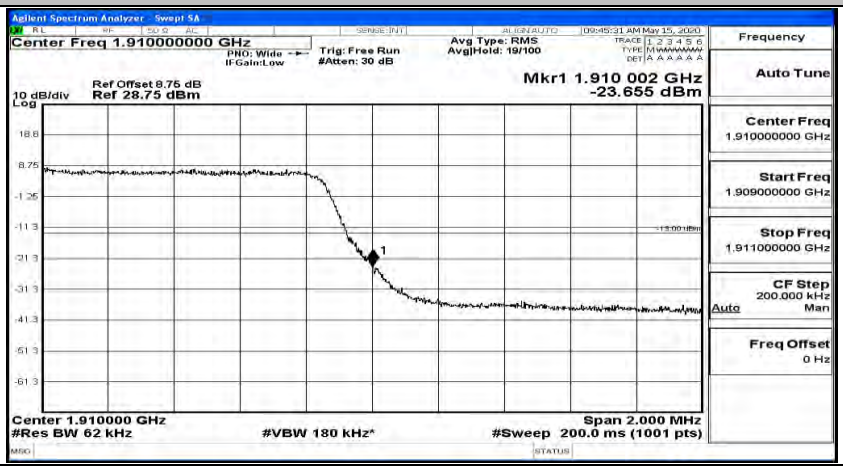

Band Edge Test Graph(s) (Channel Bandwidth: 5 MHz)_LCH_QPSK

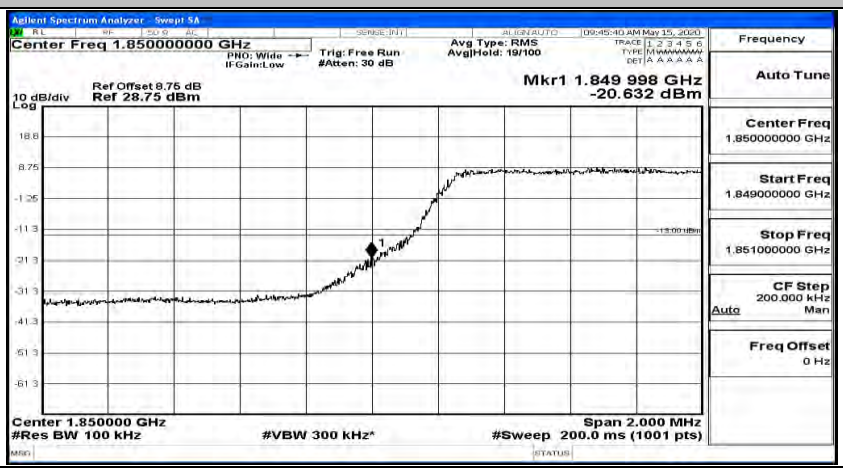

Band Edge Test Graph(s) (Channel Bandwidth: 5 MHz)_HCH_QPSK

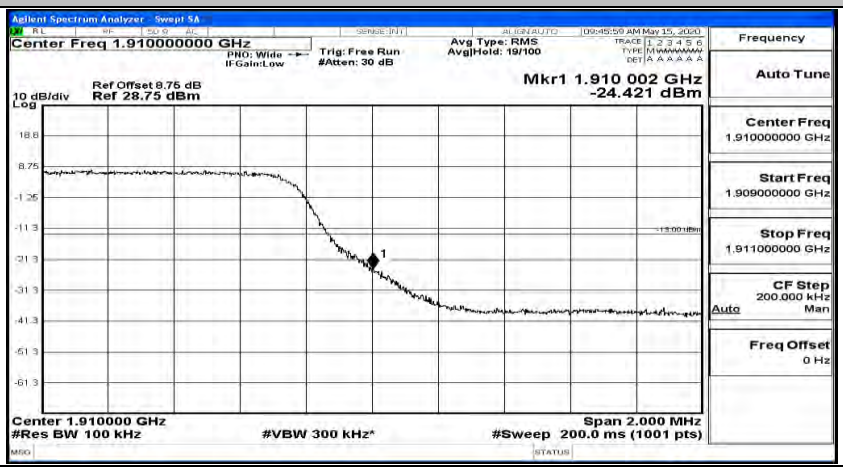

Band Edge Test Graph(s) (Channel Bandwidth: 5 MHz)_LCH_16QAM

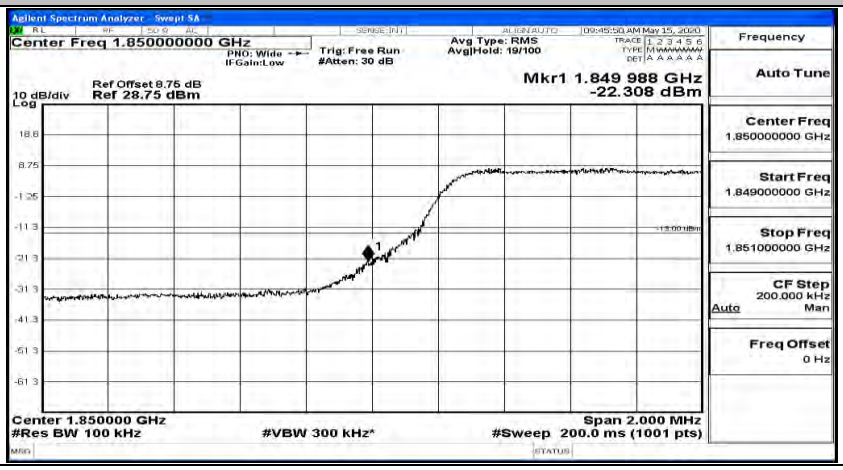

Band Edge Test Graph(s) (Channel Bandwidth: 5 MHz)_HCH_16QAM

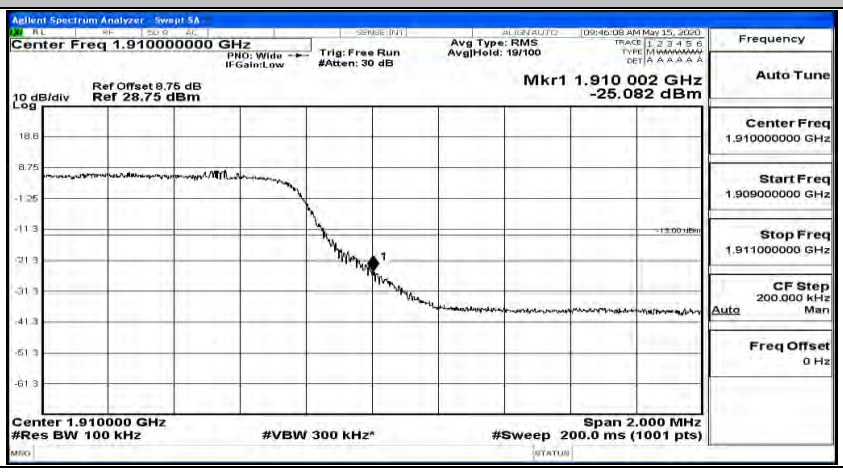

Band Edge Test Graph(s) (Channel Bandwidth: 10 MHz)_LCH_QPSK

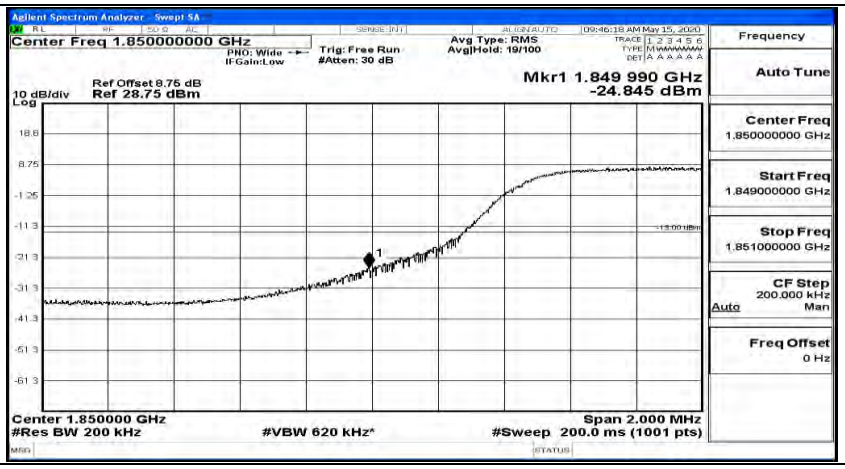
Agilent Spectrum Analyzer - Swept SA
Center Freq 1.850000000 GHz
PNO: Wide
IFGain:Low
Trig: Free Run
#Atten: 30 dB
Avg Type: RMS
Avg|Hold: 19/100
09:46:18 AM May 15, 2020
Ref Offset 8.75 dB
10 dB/div
Ref 28.75 dBm
Log
Mkr1 1.849 990 GHz
-24.845 dBm
18.8
8.75
-1.25
-11.3
-21.3
-31.3
-41.3
-51.3
-61.3
-13.00 dBm
Center 1.850000 GHz
#Res BW 200 kHz
#VBW 620 kHz*
Span 2.000 MHz
#Sweep 200.0 ms (1001 pts)
Frequency
Auto Tune
Center Freq
1.850000000 GHz
Start Freq
1.849000000 GHz
Stop Freq
1.851000000 GHz
CF Step
200.000 kHz
Auto
Man
Freq Offset
0 Hz

Band Edge Test Graph(s) (Channel Bandwidth: 10 MHz)_HCH_QPSK

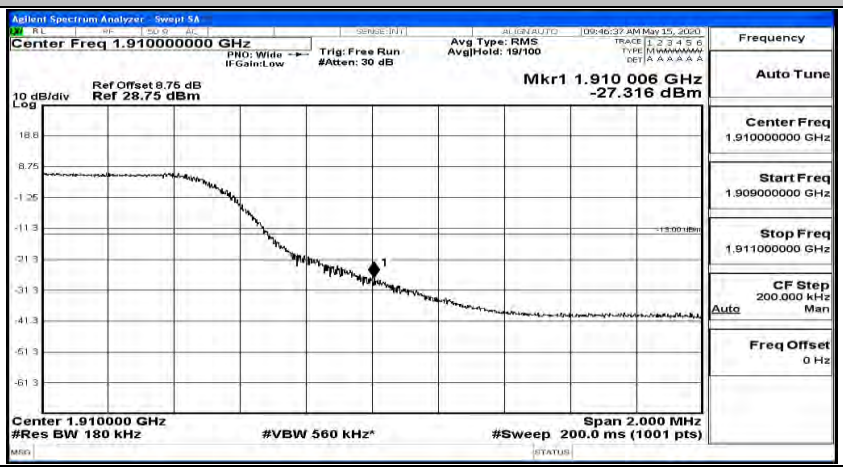

Band Edge Test Graph(s) (Channel Bandwidth: 10 MHz)_LCH_16QAM

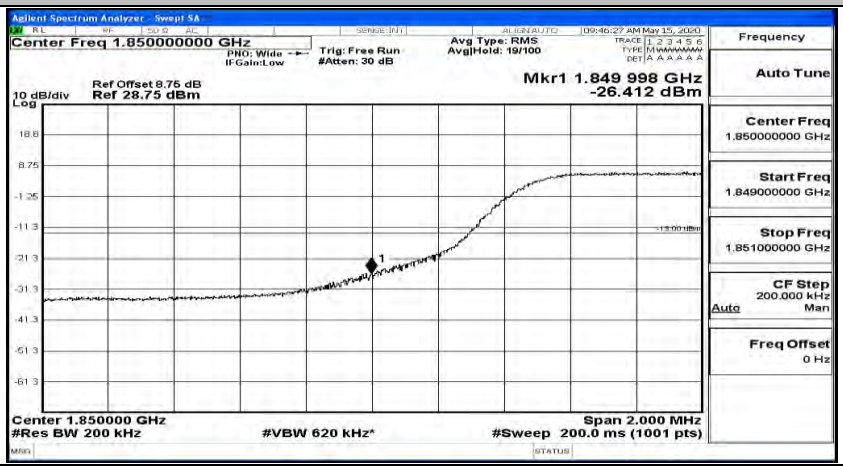

Band Edge Test Graph(s) (Channel Bandwidth: 10 MHz)_HCH_16QAM

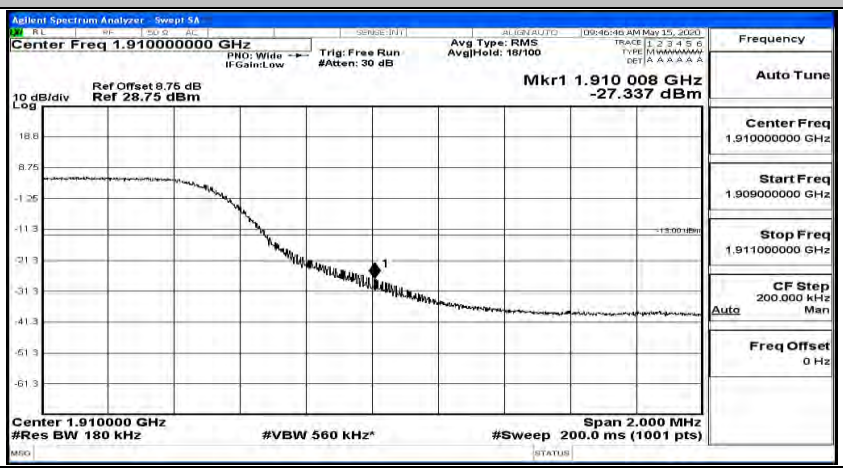

Band Edge Test Graph(s) (Channel Bandwidth:15 MHz)_LCH_QPSK

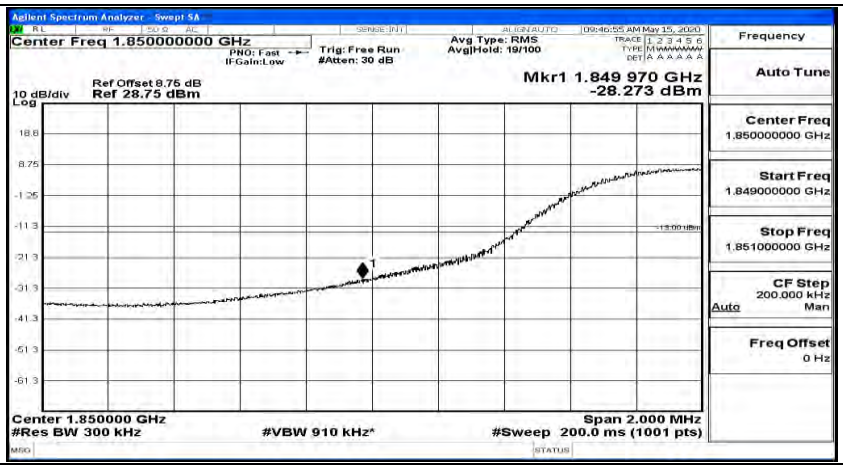
Agilent Spectrum Analyzer - Swept SA
Center Freq 1.850000000 GHz
PNO: Fast
IFGain:Low
Trig: Free Run
#Atten: 30 dB
Avg Type: RMS
Avg|Hold: 19/100
09:46:55 AM May 15, 2020
Mkr1 1.849 970 GHz
-28.273 dBm
Ref Offset 8.75 dB
10 dB/div
Ref 28.75 dBm
Log
18.8
8.75
-1.25
-11.3
-21.3
-31.3
-41.3
-51.3
-61.3
-13.00 dBm
Center 1.850000 GHz
#Res BW 300 kHz
#VBW 910 kHz*
Span 2.000 MHz
#Sweep 200.0 ms (1001 pts)
Frequency
Auto Tune
Center Freq
1.850000000 GHz
Start Freq
1.849000000 GHz
Stop Freq
1.851000000 GHz
CF Step
200.000 kHz
Auto
Man
Freq Offset
0 Hz

Band Edge Test Graph(s) (Channel Bandwidth:15 MHz)_HCH_QPSK

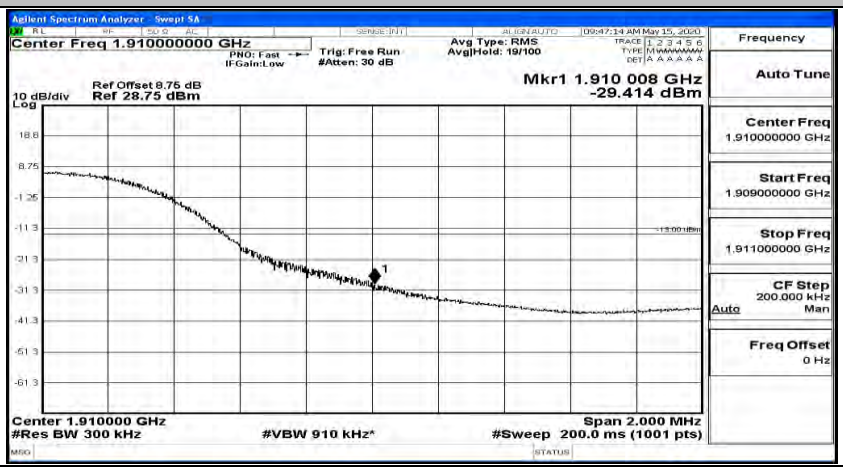

Band Edge Test Graph(s) (Channel Bandwidth:15 MHz)_LCH_16QAM

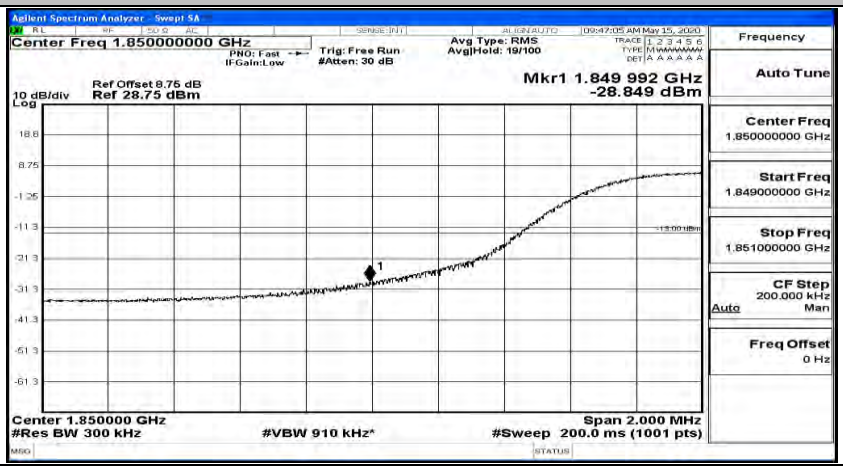

Band Edge Test Graph(s) (Channel Bandwidth:15 MHz)_HCH_16QAM

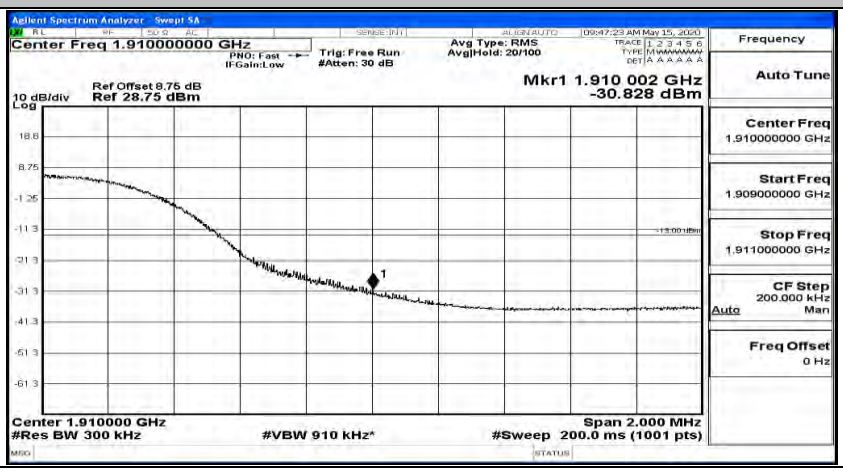

Band Edge Test Graph(s) (Channel Bandwidth:20 MHz)_LCH_QPSK

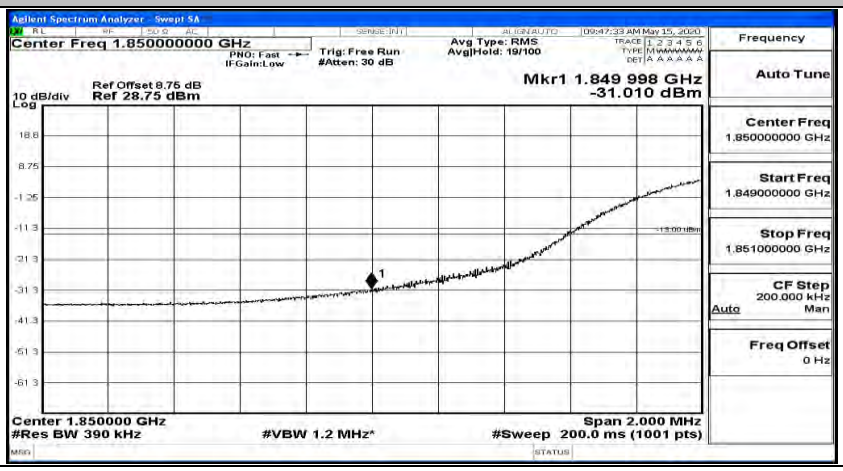

Band Edge Test Graph(s) (Channel Bandwidth:20 MHz)_HCH_QPSK

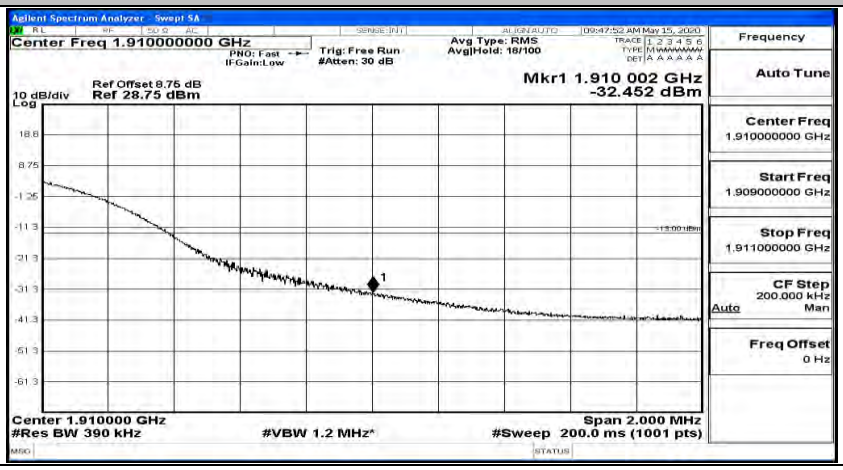

Band Edge Test Graph(s) (Channel Bandwidth:20 MHz)_LCH_16QAM

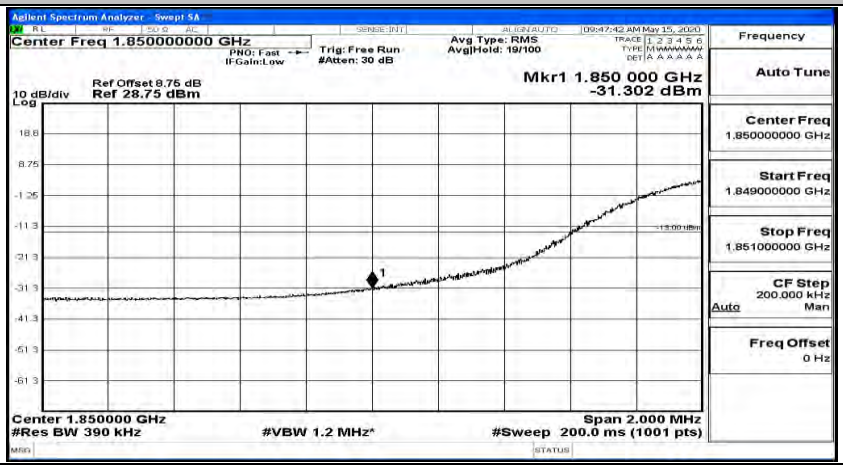
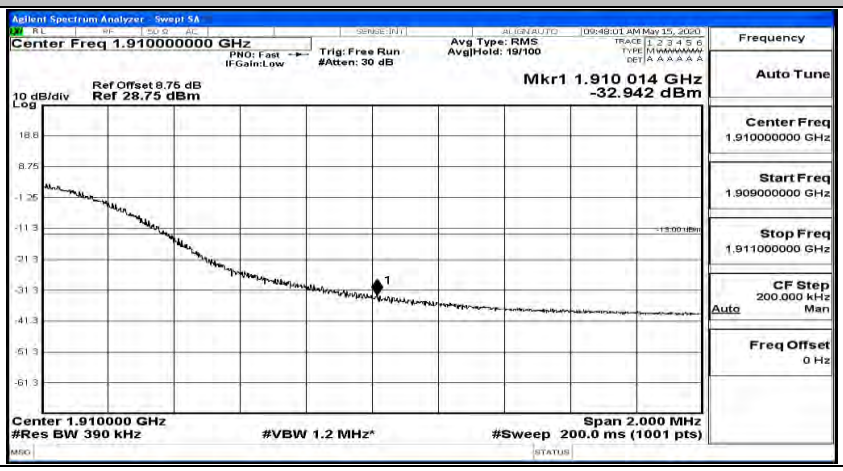
Band Edge Test Graph(s) (Channel Bandwidth:20 MHz)_HCH_16QAM