Appendix G: Test Data for E-UTRA Band 4

Product Name: Tablet PC
Trade Mark: Bright Life
Test Model: TL21

Environmental Conditions

Temperature:	24.1° C
Relative Humidity:	53.6%
ATM Pressure:	100.0 kPa
Test Engineer:	Diamond.Lu
Supervised by:	Tom.Liu

G.1 Conducted Output Power

Conducted Output Power Test Result (Channel Bandwidth: 1.4 MHz)						
Modulation	Channel	RB Configuration		Average Power [dBm]	Average Power [dBm]	Verdict
		Size	Offset	QPSK	16QAM	
QPSK / 16QAM	LCH	1	0	22.94	22.22	PASS
		1	3	22.79	22.20	PASS
		1	5	22.65	22.03	PASS
		3	0	22.84	22.10	PASS
		3	2	22.76	22.03	PASS
		3	3	22.69	21.93	PASS
		6	0	22.71	21.83	PASS
	MCH	1	0	23.19	22.55	PASS
		1	3	23.30	22.53	PASS
		1	5	23.33	22.42	PASS
		3	0	23.18	22.30	PASS
		3	2	23.25	22.35	PASS
		3	3	23.22	22.12	PASS
		6	0	22.29	21.19	PASS
	HCH	1	0	23.56	22.40	PASS
		1	3	23.82	22.54	PASS
		1	5	23.67	22.46	PASS
		3	0	23.69	22.33	PASS
		3	2	23.71	22.37	PASS
		3	3	23.70	22.38	PASS
		6	0	22.59	21.59	PASS

This report shall not be reproduced except in full, without the written approval of Shenzhen LCS Compliance Testing Laboratory Ltd.

Conducted Output Power Test Result (Channel Bandwidth: 3 MHz)						
Modulation	Channel	RB Configuration		Average Power [dBm]	Average Power [dBm]	Verdict
		Size	Offset	QPSK	16QAM	
QPSK / 16QAM	LCH	1	0	22.95	22.30	PASS
		1	7	22.73	22.11	PASS
		1	14	22.35	21.70	PASS
		8	0	22.70	21.78	PASS
		8	4	22.56	21.57	PASS
		8	7	22.40	21.54	PASS
		15	0	22.53	21.63	PASS
	MCH	1	0	23.08	22.40	PASS
		1	7	23.28	22.58	PASS
		1	14	23.42	22.23	PASS
		8	0	22.30	21.13	PASS
		8	4	22.33	21.17	PASS
		8	7	22.18	21.26	PASS
		15	0	22.23	21.25	PASS
	HCH	1	0	23.53	22.65	PASS
		1	7	24.10	22.98	PASS
		1	14	23.91	23.06	PASS
		8	0	22.45	21.50	PASS
		8	4	22.54	21.65	PASS
		8	7	22.54	21.77	PASS
		15	0	22.47	21.60	PASS

This report shall not be reproduced except in full, without the written approval of Shenzhen LCS Compliance Testing Laboratory Ltd.

Conducted Output Power Test Result (Channel Bandwidth: 5 MHz)						
Modulation	Channel	RB Configuration		Average Power [dBm]	Average Power [dBm]	Verdict
		Size	Offset	QPSK	16QAM	
QPSK / 16QAM	LCH	1	0	22.88	22.33	PASS
		1	12	22.49	21.97	PASS
		1	24	22.10	21.56	PASS
		12	0	22.58	21.68	PASS
		12	6	22.38	21.61	PASS
		12	13	22.13	21.38	PASS
		25	0	22.30	21.49	PASS
	MCH	1	0	22.96	22.43	PASS
		1	12	23.25	22.75	PASS
		1	24	23.58	22.39	PASS
		12	0	22.22	21.38	PASS
		12	6	22.21	21.39	PASS
		12	13	22.14	21.40	PASS
		25	0	22.13	21.30	PASS
	HCH	1	0	23.35	21.93	PASS
		1	12	24.16	22.20	PASS
		1	24	24.12	22.10	PASS
		12	0	22.59	21.56	PASS
		12	6	22.71	21.87	PASS
		12	13	22.77	21.87	PASS
		25	0	22.62	21.66	PASS

This report shall not be reproduced except in full, without the written approval of Shenzhen LCS Compliance Testing Laboratory Ltd.

Conducted Output Power Test Result (Channel Bandwidth: 10 MHz)						
Modulation	Channel	RB Configuration		Average Power [dBm]	Average Power [dBm]	Verdict
		Size	Offset	QPSK	16QAM	
QPSK / 16QAM	LCH	1	0	22.09	21.44	PASS
		1	24	22.25	21.66	PASS
		1	49	22.20	21.58	PASS
		25	0	22.07	21.18	PASS
		25	12	22.14	21.25	PASS
		25	25	22.13	21.28	PASS
		50	0	22.07	21.20	PASS
	MCH	1	0	22.49	21.89	PASS
		1	24	23.30	22.71	PASS
		1	49	23.40	22.71	PASS
		25	0	22.31	21.34	PASS
		25	12	22.32	21.27	PASS
		25	25	22.19	21.20	PASS
		50	0	22.17	21.30	PASS
	HCH	1	0	22.35	21.86	PASS
		1	24	23.40	22.95	PASS
		1	49	23.76	23.27	PASS
		25	0	22.51	21.67	PASS
		25	12	22.70	21.78	PASS
		25	25	22.72	21.89	PASS
		50	0	22.53	21.52	PASS

This report shall not be reproduced except in full, without the written approval of Shenzhen LCS Compliance Testing Laboratory Ltd.

Conducted Output Power Test Result (Channel Bandwidth: 15 MHz)						
Modulation	Channel	RB Configuration		Average Power [dBm]	Average Power [dBm]	Verdict
		Size	Offset	QPSK	16QAM	
QPSK / 16QAM	LCH	1	0	21.87	21.21	PASS
		1	37	22.52	21.91	PASS
		1	74	22.93	22.29	PASS
		37	0	21.88	21.03	PASS
		37	18	22.41	21.50	PASS
		37	38	22.95	22.07	PASS
		75	0	22.40	21.53	PASS
	MCH	1	0	22.67	22.05	PASS
		1	37	23.17	22.58	PASS
		1	74	23.35	22.28	PASS
		37	0	22.33	21.36	PASS
		37	18	22.25	21.19	PASS
		37	38	22.06	21.14	PASS
		75	0	22.19	21.32	PASS
	HCH	1	0	23.19	22.61	PASS
		1	37	22.89	22.36	PASS
		1	74	23.48	22.92	PASS
		37	0	22.30	21.27	PASS
		37	18	22.52	21.52	PASS
		37	38	22.63	21.78	PASS
		75	0	22.44	21.51	PASS

Conducted Output Power Test Result (Channel Bandwidth: 20 MHz)						
Modulation	Channel	RB Configuration		Average Power [dBm]	Average Power [dBm]	Verdict
		Size	Offset	QPSK	16QAM	
QPSK / 16QAM	LCH	1	0	21.55	20.74	PASS
		1	49	23.26	22.46	PASS
		1	99	22.02	21.22	PASS
		50	0	21.92	21.01	PASS
		50	25	22.94	22.04	PASS
		50	50	22.78	21.89	PASS
		100	0	22.50	21.63	PASS
	MCH	1	0	22.76	21.92	PASS
		1	49	23.23	22.48	PASS
		1	99	22.83	21.33	PASS
		50	0	22.37	21.47	PASS
		50	25	22.30	21.32	PASS
		50	50	22.12	21.19	PASS
		100	0	22.29	21.40	PASS
	HCH	1	0	22.88	21.94	PASS
		1	49	23.15	22.26	PASS
		1	99	23.25	22.54	PASS
		50	0	22.13	21.20	PASS
		50	25	22.28	21.25	PASS
		50	50	22.51	21.28	PASS
		100	0	22.39	21.34	PASS

This report shall not be reproduced except in full, without the written approval of Shenzhen LCS Compliance Testing Laboratory Ltd.

G.2 Peak-to-Average Ratio

Peak-to Average Ratio Test Result (Channel Bandwidth: 1.4 MHz)				
Modulation	Channel	Peak-to-Average Ratio [dB]	Limit [dB]	Verdict
QPSK	LCH	5.23	<13	PASS
	MCH	5.25	<13	PASS
	HCH	5.12	<13	PASS
16QAM	LCH	6.01	<13	PASS
	MCH	6.13	<13	PASS
	HCH	5.96	<13	PASS

Peak-to Average Ratio Test Result (Channel Bandwidth: 3 MHz)				
Modulation	Channel	Peak-to-Average Ratio [dB]	Limit [dB]	Verdict
QPSK	LCH	5.26	<13	PASS
	MCH	5.3	<13	PASS
	HCH	5.26	<13	PASS
16QAM	LCH	6.16	<13	PASS
	MCH	6.14	<13	PASS
	HCH	6.04	<13	PASS

Peak-to Average Ratio Test Result (Channel Bandwidth: 5 MHz)				
Modulation	Channel	Peak-to-Average Ratio [dB]	Limit [dB]	Verdict
QPSK	LCH	5.3	<13	PASS
	MCH	5.32	<13	PASS
	HCH	5.26	<13	PASS
16QAM	LCH	6.10	<13	PASS
	MCH	6.09	<13	PASS
	HCH	6.04	<13	PASS

Peak-to Average Ratio Test Result (Channel Bandwidth: 10 MHz)				
Modulation	Channel	Peak-to-Average Ratio [dB]	Limit [dB]	Verdict
QPSK	LCH	5.54	<13	PASS
	MCH	5.28	<13	PASS
	HCH	5.33	<13	PASS
16QAM	LCH	6.22	<13	PASS
	MCH	6.02	<13	PASS
	HCH	6.05	<13	PASS

This report shall not be reproduced except in full, without the written approval of Shenzhen LCS Compliance Testing Laboratory Ltd.

Peak-to Average Ratio Test Result (Channel Bandwidth: 15 MHz)				
Modulation	Channel	Peak-to-Average Ratio [dB]	Limit [dB]	Verdict
QPSK	LCH	5.19	<13	PASS
	MCH	4.99	<13	PASS
	HCH	5.01	<13	PASS
16QAM	LCH	6.26	<13	PASS
	MCH	6.2	<13	PASS
	HCH	6.19	<13	PASS

Peak-to Average Ratio Test Result (Channel Bandwidth: 20 MHz)				
Modulation	Channel	Peak-to-Average Ratio [dB]	Limit [dB]	Verdict
QPSK	LCH	5.68	<13	PASS
	MCH	5.7	<13	PASS
	HCH	5.83	<13	PASS
16QAM	LCH	6.77	<13	PASS
	MCH	6.7	<13	PASS
	HCH	6.68	<13	PASS

Peak-to Average Ratio Test Graph(s) (Channel Bandwidth: 1.4 MHz)_LCH_QPSK

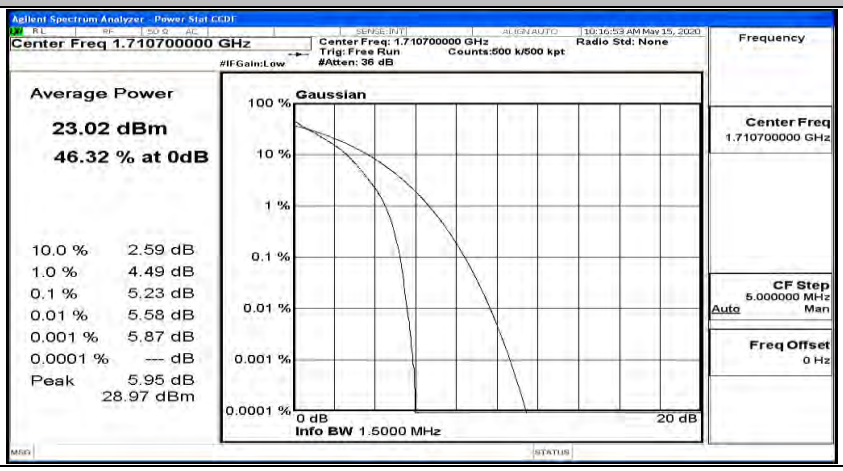

Peak-to Average Ratio Test Graph(s) (Channel Bandwidth: 1.4 MHz)_MCH_QPSK

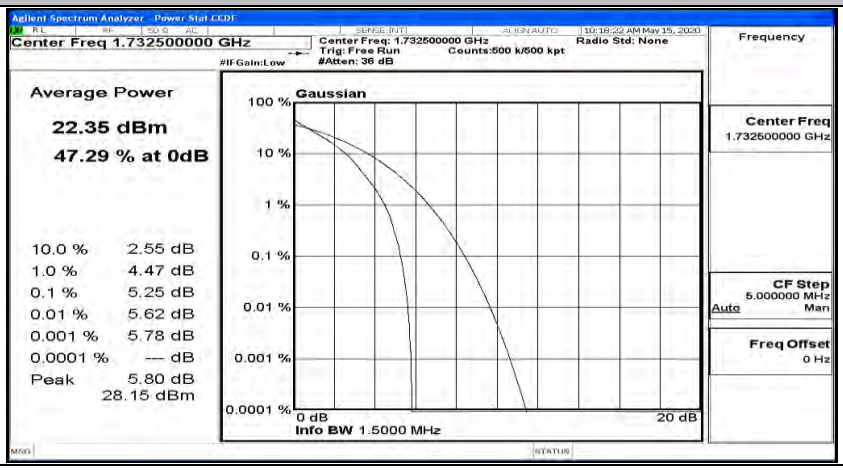

Peak-to Average Ratio Test Graph(s) (Channel Bandwidth: 1.4 MHz)_HCH_QPSK

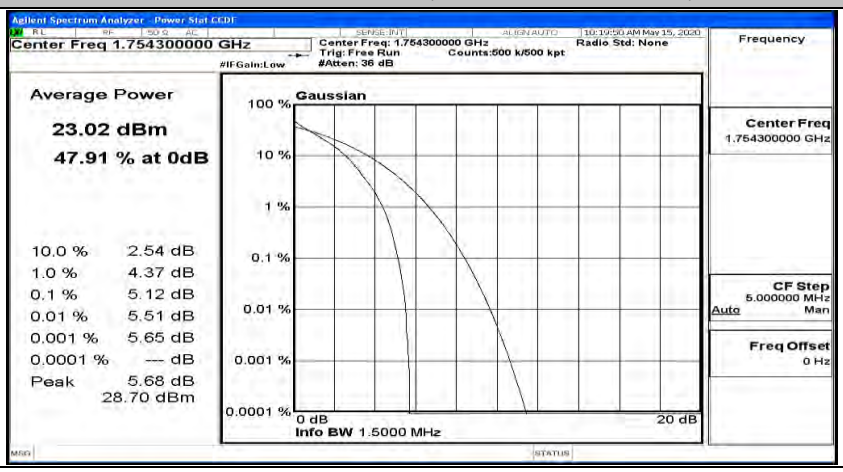

Peak-to Average Ratio Test Graph(s) (Channel Bandwidth: 1.4 MHz)_LCH_16QAM

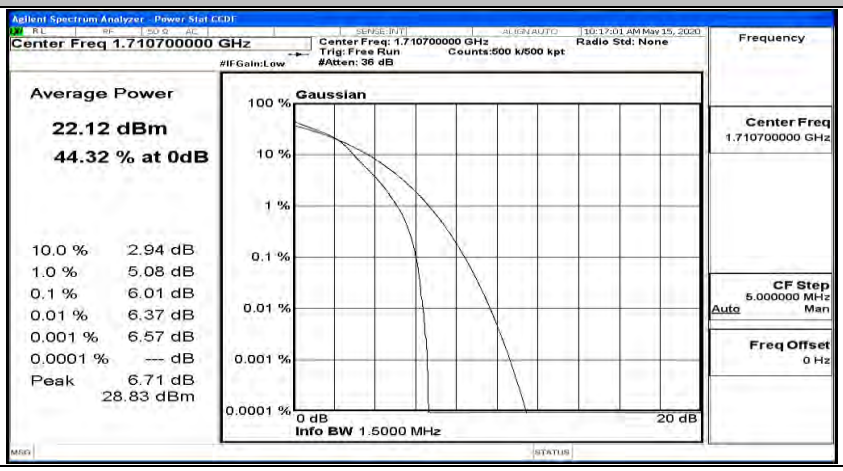

Peak-to Average Ratio Test Graph(s) (Channel Bandwidth: 1.4 MHz)_MCH_16QAM

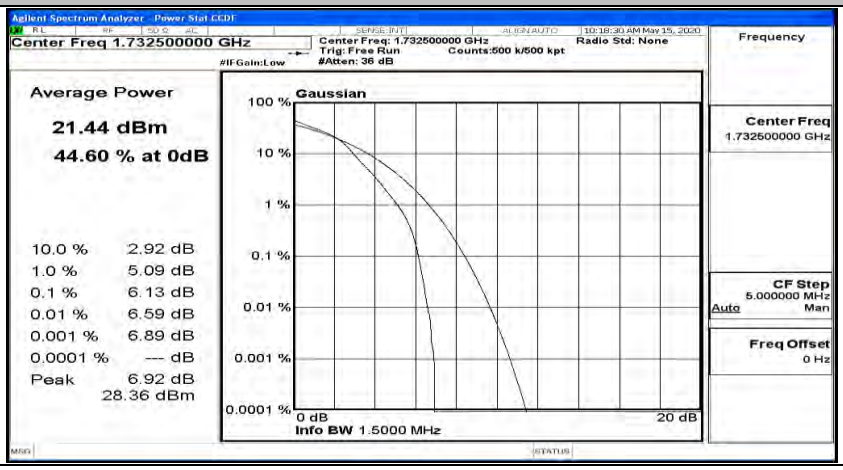

Peak-to Average Ratio Test Graph(s) (Channel Bandwidth: 1.4 MHz)_HCH_16QAM

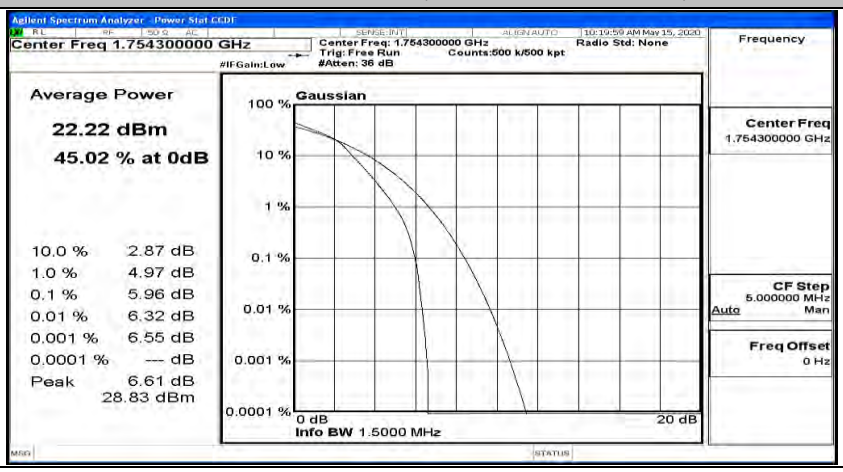

Peak-to Average Ratio Test Graph(s) (Channel Bandwidth: 3 MHz)_LCH_QPSK

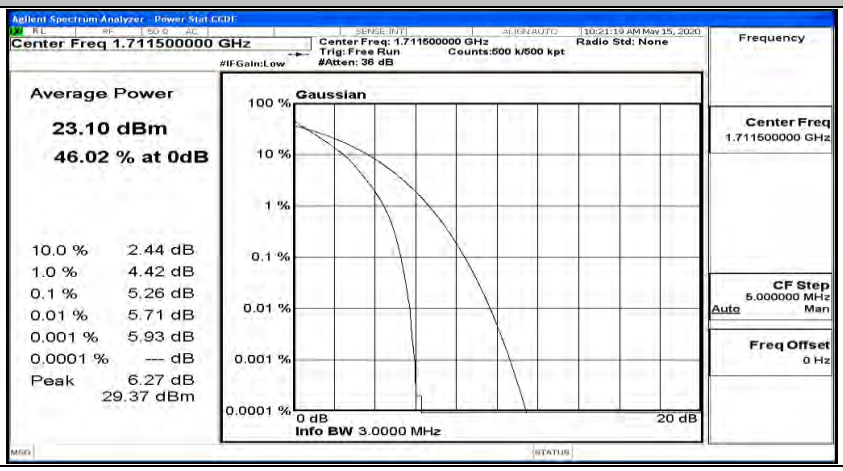

Peak-to Average Ratio Test Graph(s) (Channel Bandwidth: 3 MHz)_MCH_QPSK

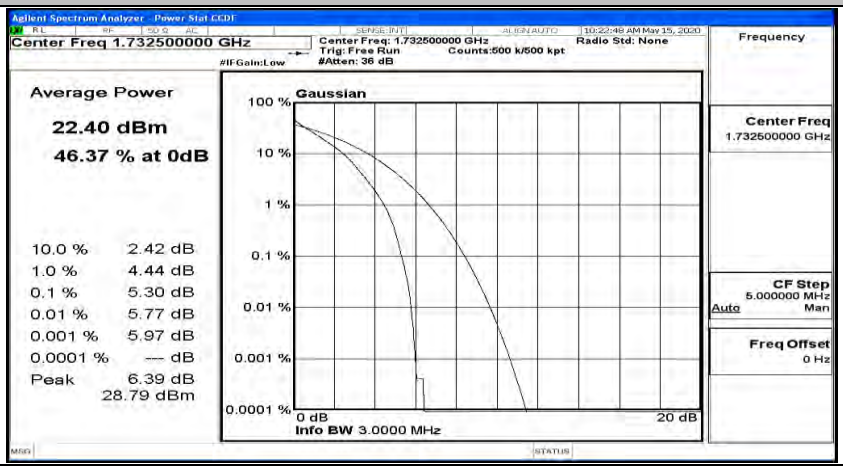

Peak-to Average Ratio Test Graph(s) (Channel Bandwidth: 3 MHz)_HCH_QPSK

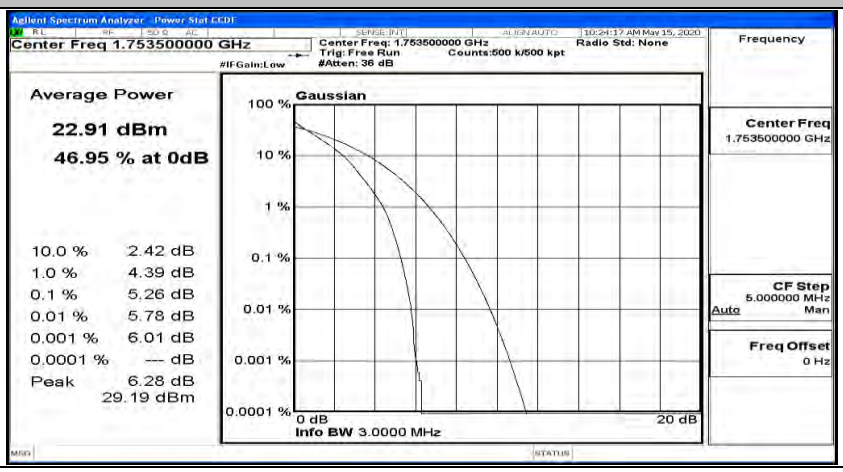

Peak-to Average Ratio Test Graph(s) (Channel Bandwidth: 3 MHz)_LCH_16QAM

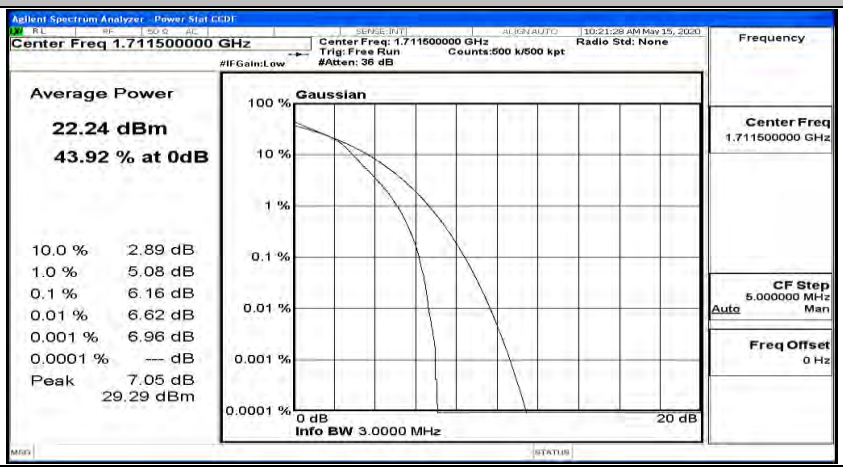

Peak-to Average Ratio Test Graph(s) (Channel Bandwidth: 3 MHz)_MCH_16QAM

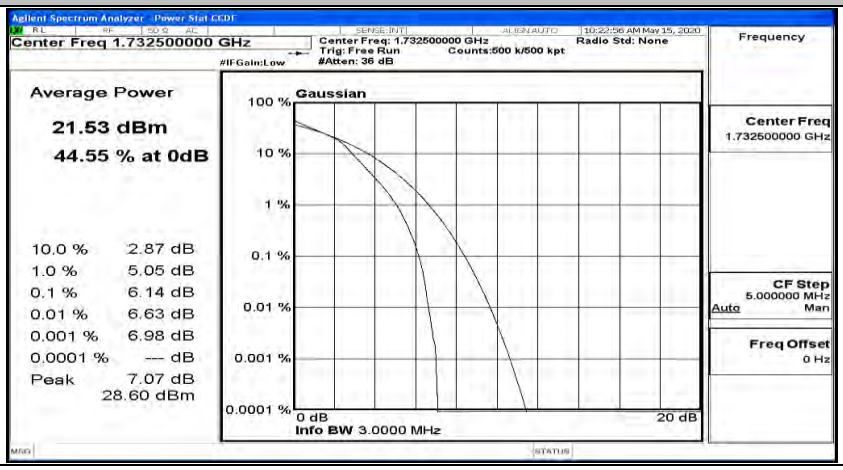

Peak-to Average Ratio Test Graph(s) (Channel Bandwidth: 3 MHz)_HCH_16QAM

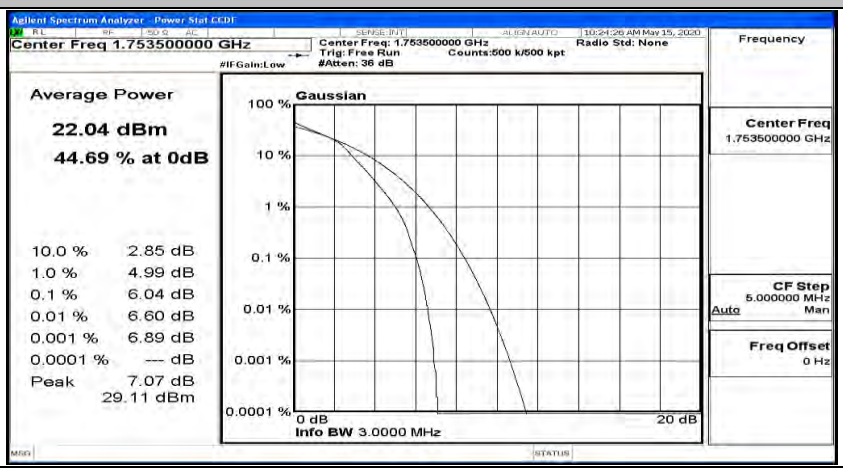

Peak-to Average Ratio Test Graph(s) (Channel Bandwidth: 5 MHz)_LCH_QPSK

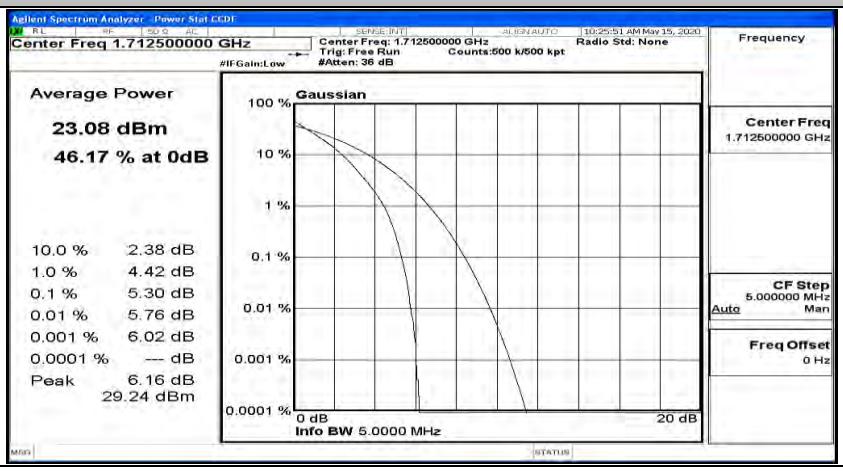

Peak-to Average Ratio Test Graph(s) (Channel Bandwidth: 5 MHz)_MCH_QPSK

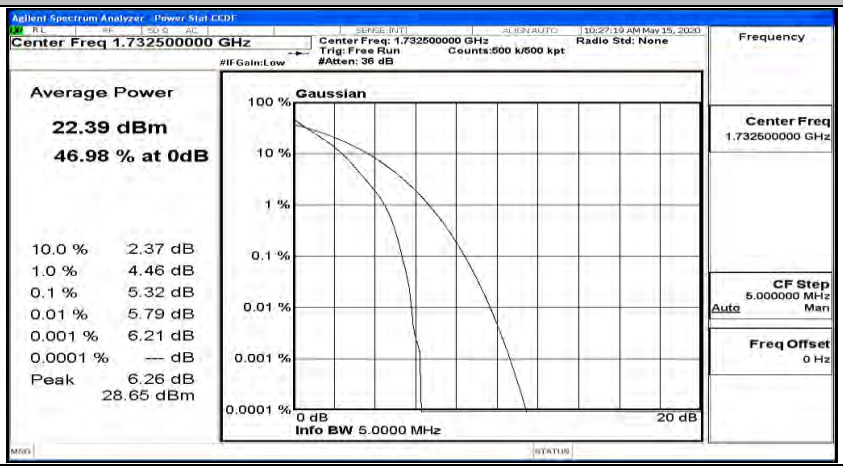

Peak-to Average Ratio Test Graph(s) (Channel Bandwidth: 5 MHz)_HCH_QPSK

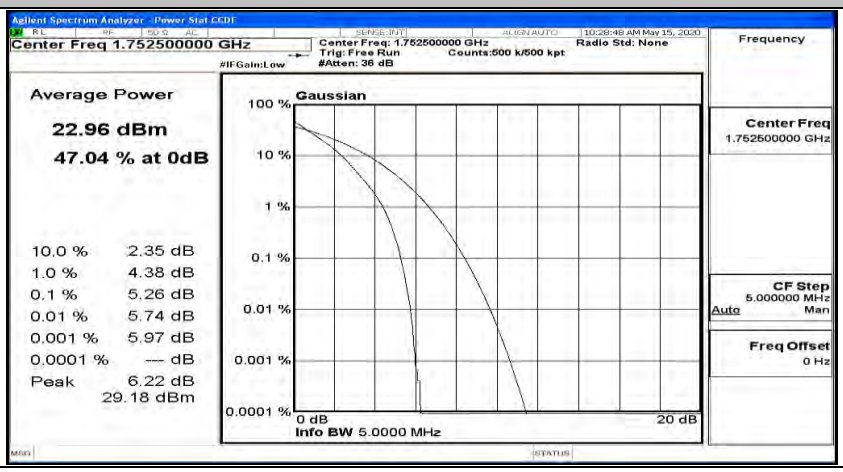

Peak-to Average Ratio Test Graph(s) (Channel Bandwidth: 5 MHz)_LCH_16QAM

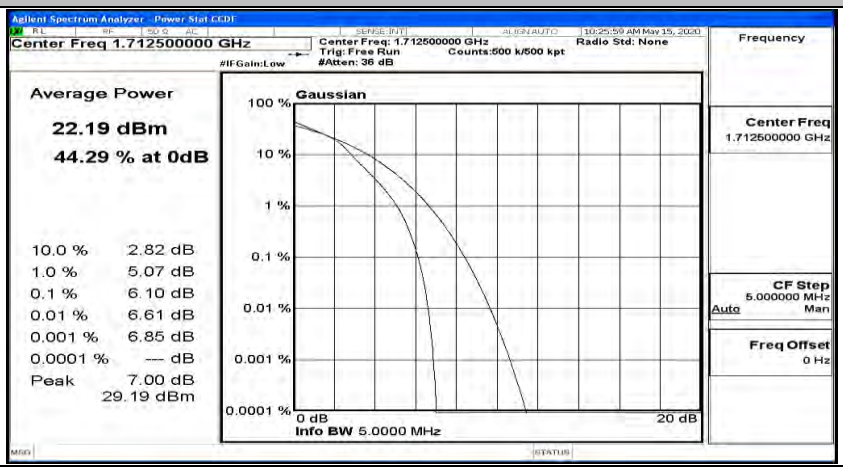

Peak-to Average Ratio Test Graph(s) (Channel Bandwidth: 5 MHz)_MCH_16QAM

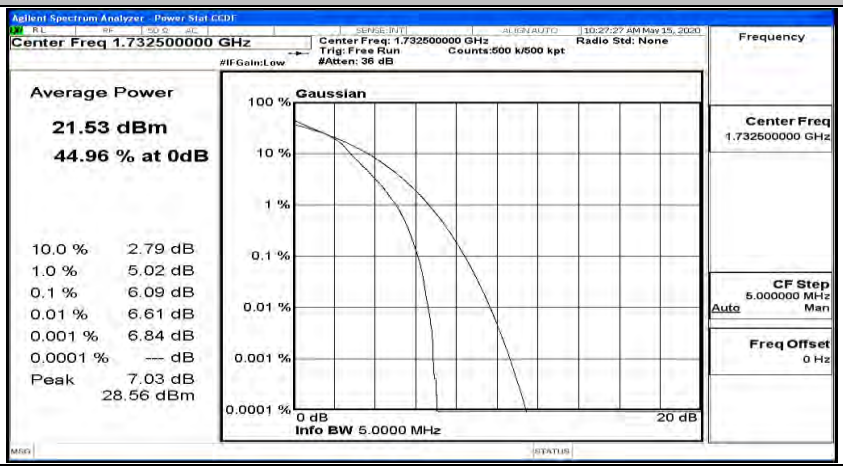

Peak-to Average Ratio Test Graph(s) (Channel Bandwidth: 5 MHz)_HCH_16QAM

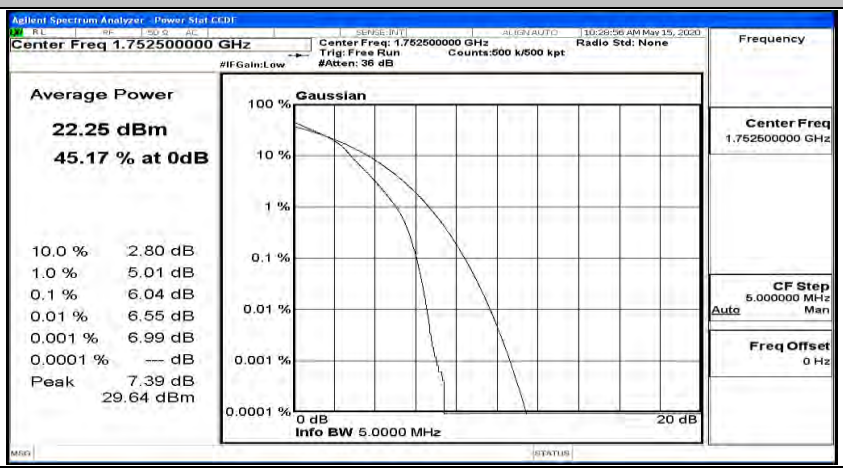

Peak-to Average Ratio Test Graph(s) (Channel Bandwidth: 10 MHz)_LCH_QPSK

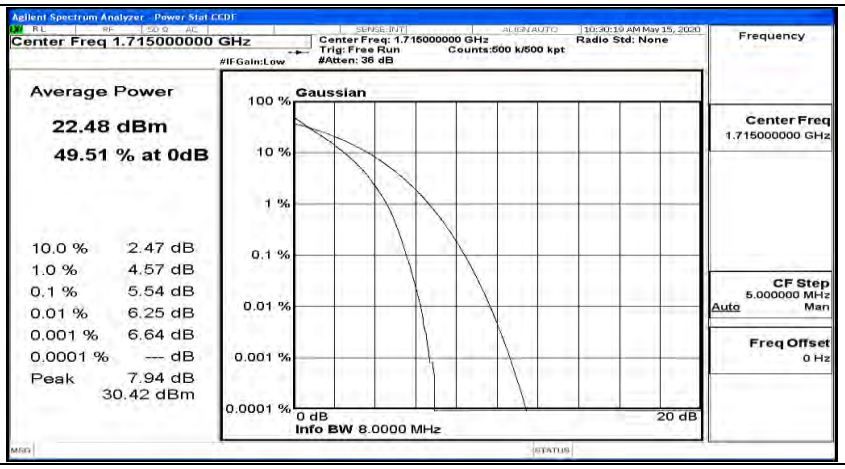
Agilent Spectrum Analyzer - Power Stat CCDF
Center Freq 1.715000000 GHz
Center Freq: 1.715000000 GHz
Trig: Free Run
#Atten: 36 dB
Counts:500 k/500 kpt
Radio Std: None
#IFGain:Low
Frequency
Average Power
22.48 dBm
49.51 % at 0dB
10.0 % 2.47 dB
1.0 % 4.57 dB
0.1 % 5.54 dB
0.01 % 6.25 dB
0.001 % 6.64 dB
0.0001 % --- dB
Peak 7.94 dB
30.42 dBm
Gaussian
100 %
10 %
1 %
0.1 %
0.01 %
0.001 %
0.0001 %
0 dB
20 dB
Info BW 8.0000 MHz
Center Freq
1.715000000 GHz
CF Step
5.000000 MHz
Auto Man
Freq Offset
0 Hz

Peak-to Average Ratio Test Graph(s) (Channel Bandwidth: 10 MHz)_MCH_QPSK

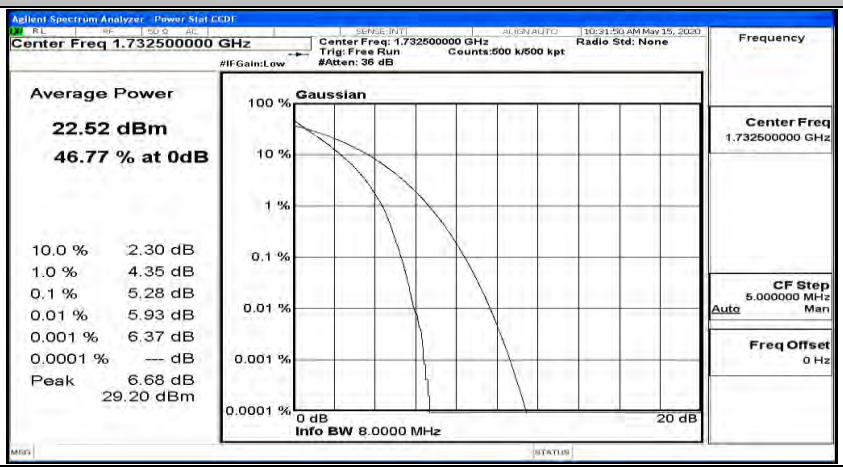

Peak-to Average Ratio Test Graph(s) (Channel Bandwidth: 10 MHz)_HCH_QPSK

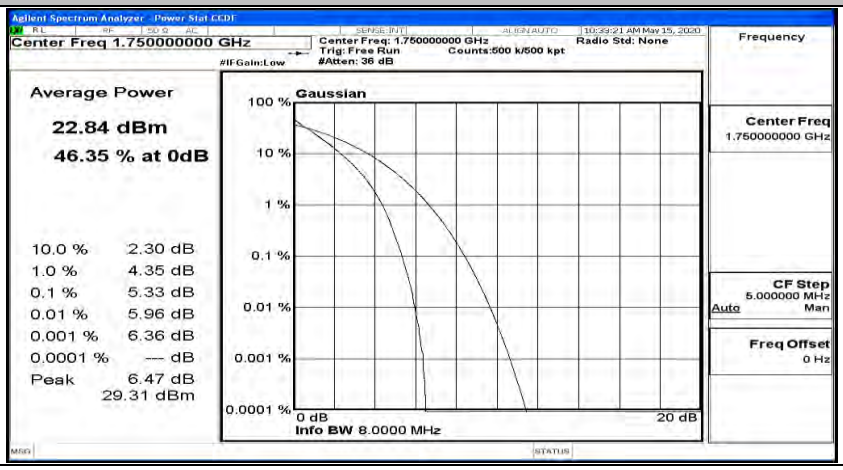

Peak-to Average Ratio Test Graph(s) (Channel Bandwidth: 10 MHz)_LCH_16QAM

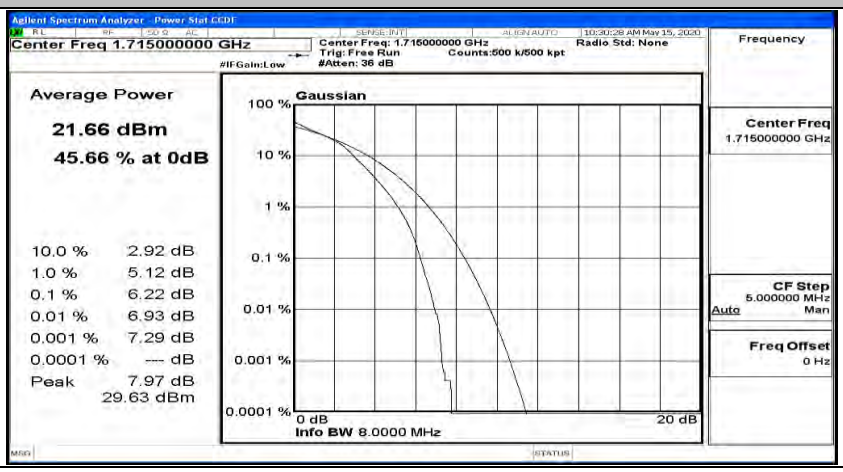

Peak-to Average Ratio Test Graph(s) (Channel Bandwidth: 10 MHz)_MCH_16QAM

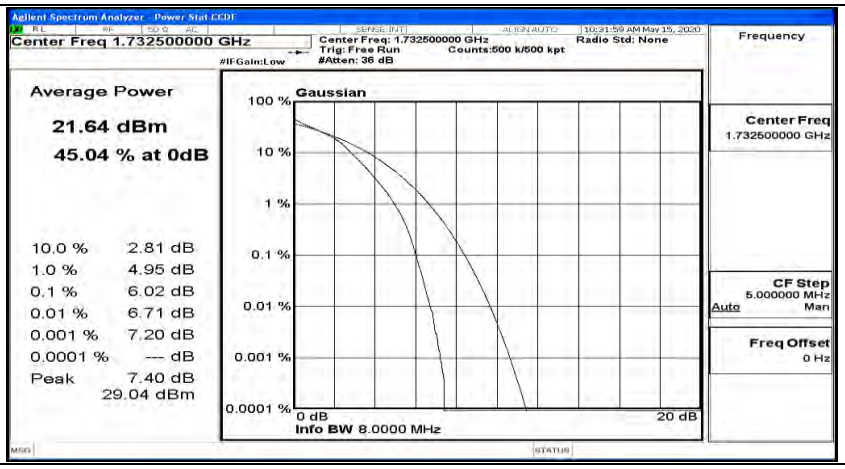
Agilent Spectrum Analyzer - Power Stat CCDF
Center Freq 1.732500000 GHz
Center Freq: 1.732500000 GHz
Trig: Free Run
#Atten: 36 dB
Counts:500 k/500 kpt
Radio Std: None
#IFGain:Low
Frequency
Average Power
21.64 dBm
45.04 % at 0dB
10.0 % 2.81 dB
1.0 % 4.95 dB
0.1 % 6.02 dB
0.01 % 6.71 dB
0.001 % 7.20 dB
0.0001 % --- dB
Peak 7.40 dB
29.04 dBm
Gaussian
100 %
10 %
1 %
0.1 %
0.01 %
0.001 %
0.0001 %
0 dB
20 dB
Info BW 8.0000 MHz
Center Freq
1.732500000 GHz
CF Step
5.000000 MHz
Auto Man
Freq Offset
0 Hz

Peak-to Average Ratio Test Graph(s) (Channel Bandwidth: 10 MHz)_HCH_16QAM

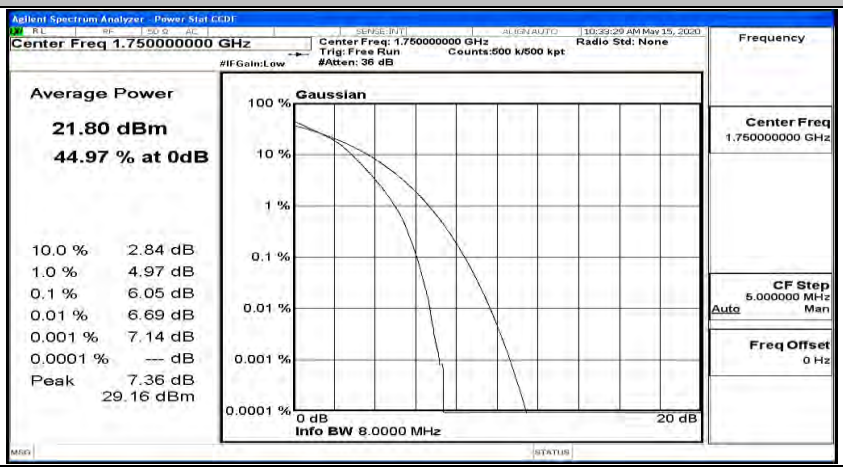

Peak-to Average Ratio Test Graph(s) (Channel Bandwidth:15 MHz)_LCH_QPSK

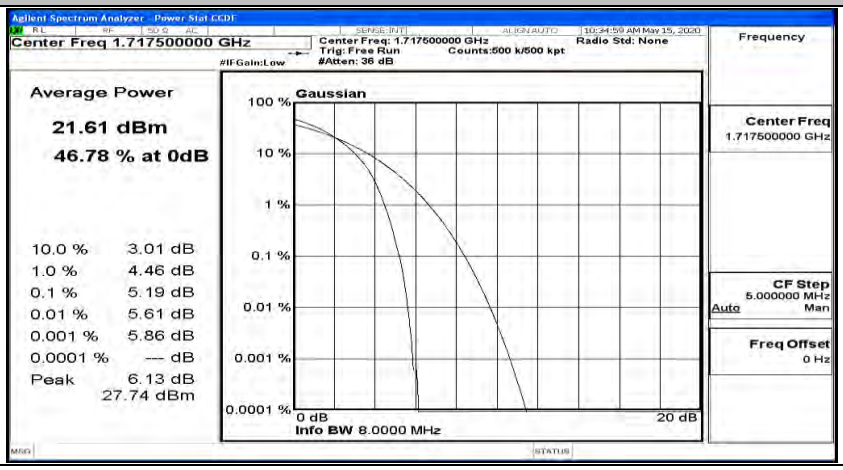

Peak-to Average Ratio Test Graph(s) (Channel Bandwidth:15 MHz)_MCH_QPSK

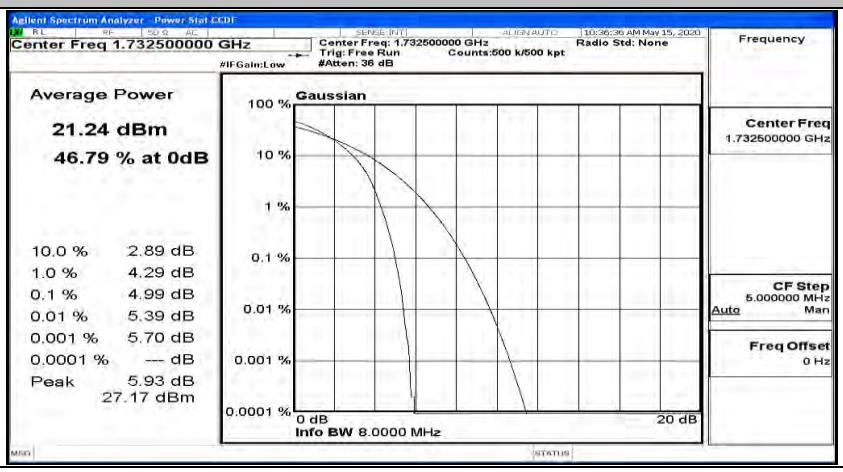

Peak-to Average Ratio Test Graph(s) (Channel Bandwidth:15 MHz)_HCH_QPSK

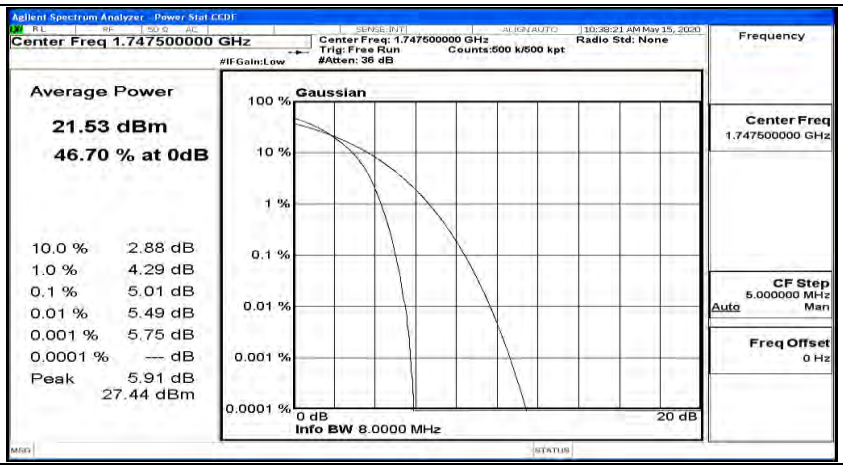

Peak-to Average Ratio Test Graph(s) (Channel Bandwidth:15 MHz)_LCH_16QAM

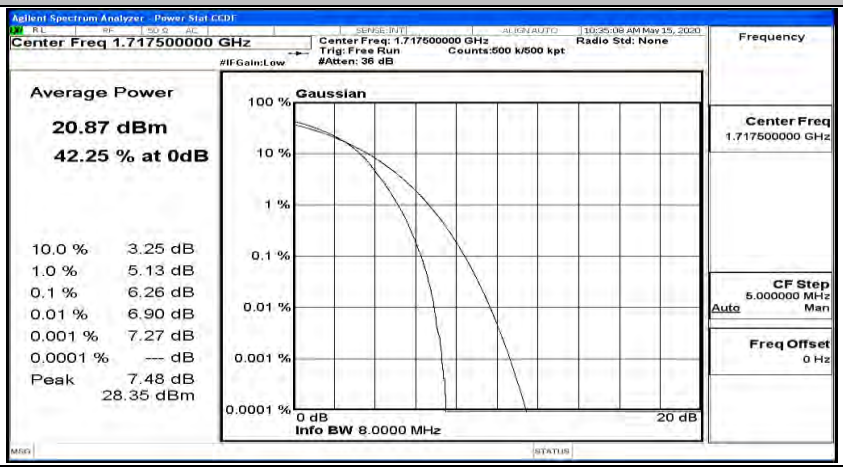

Peak-to Average Ratio Test Graph(s) (Channel Bandwidth:15 MHz)_MCH_16QAM

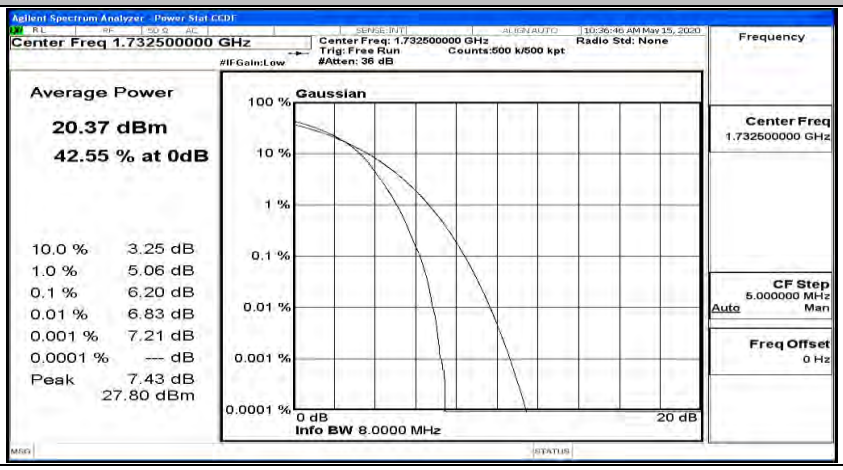

Peak-to Average Ratio Test Graph(s) (Channel Bandwidth:15 MHz)_HCH_16QAM

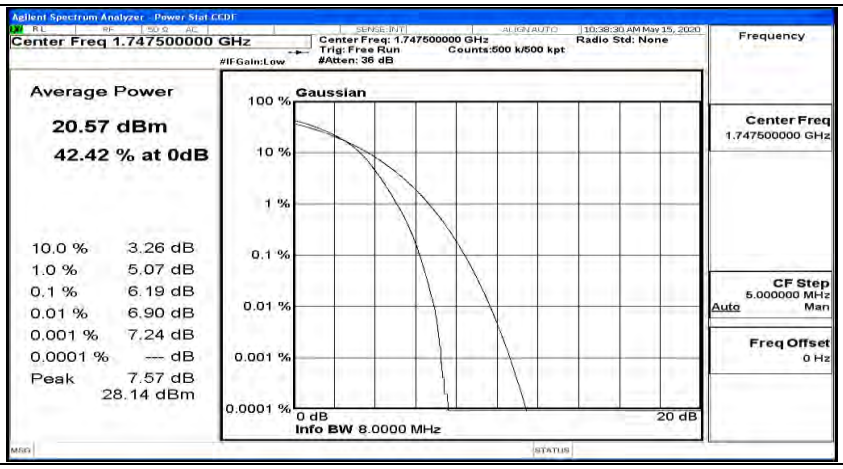

Peak-to Average Ratio Test Graph(s) (Channel Bandwidth:20 MHz)_LCH_QPSK

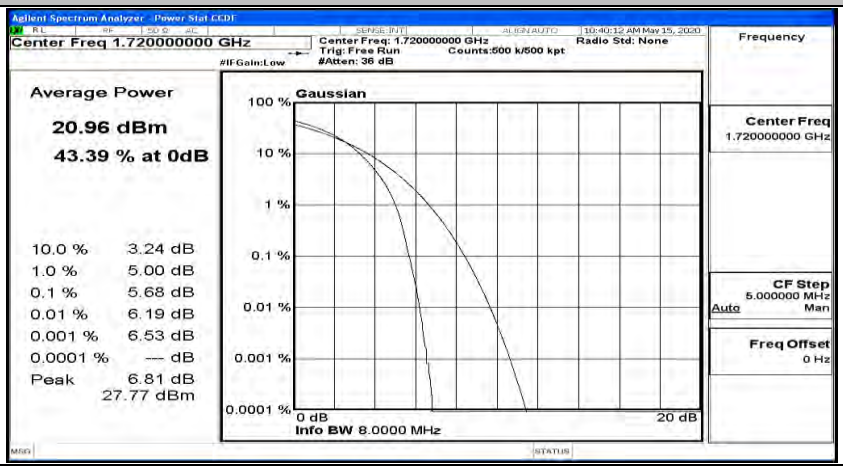

Peak-to Average Ratio Test Graph(s) (Channel Bandwidth:20 MHz)_MCH_QPSK

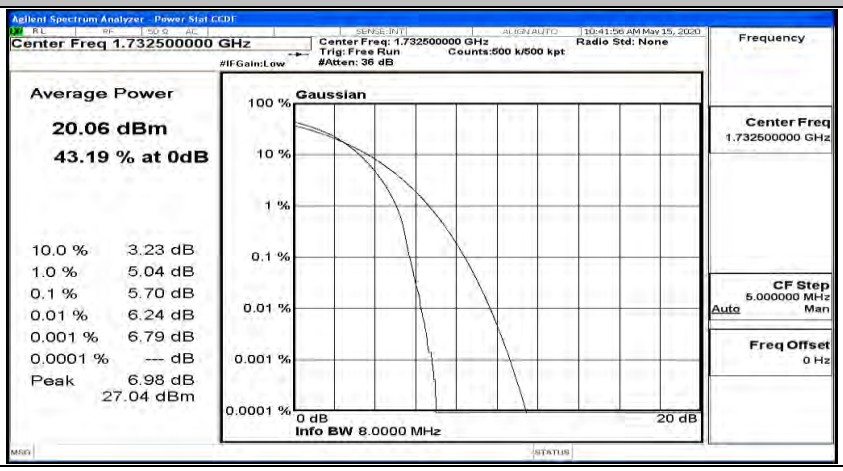

Peak-to Average Ratio Test Graph(s) (Channel Bandwidth:20 MHz)_HCH_QPSK

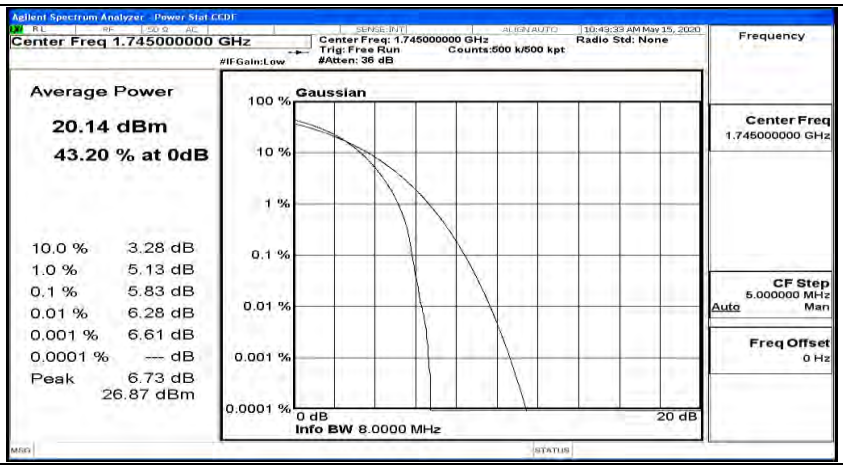

Peak-to Average Ratio Test Graph(s) (Channel Bandwidth:20 MHz)_LCH_16QAM

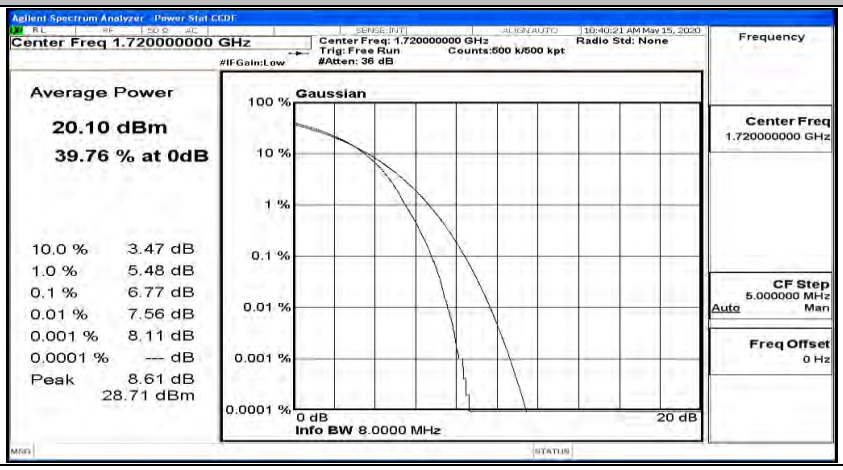

Peak-to Average Ratio Test Graph(s) (Channel Bandwidth:20 MHz)_MCH_16QAM

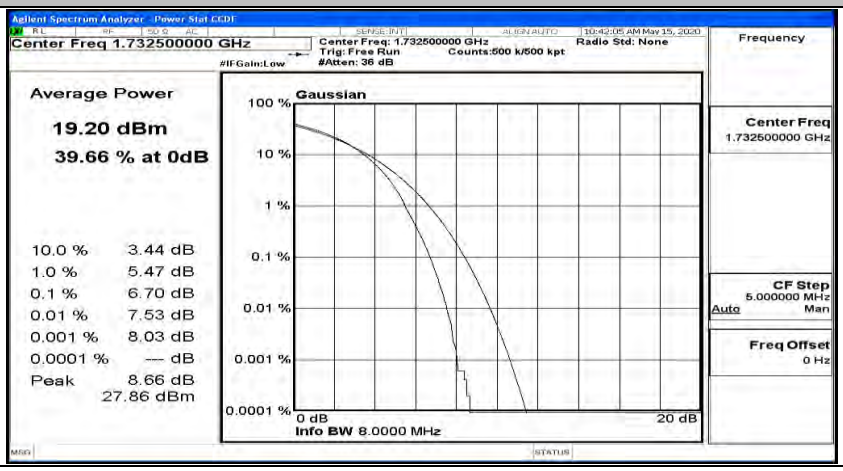

Peak-to Average Ratio Test Graph(s) (Channel Bandwidth:20 MHz)_HCH_16QAM

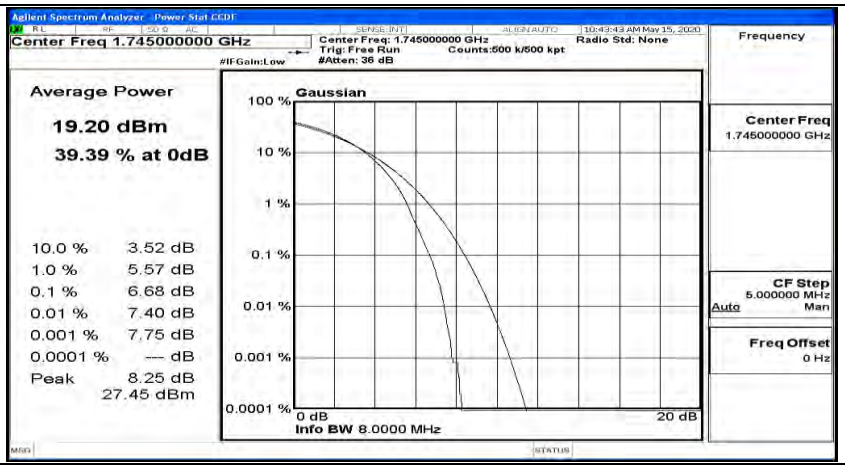
Agilent Spectrum Analyzer - Power Stat CCDF
Center Freq 1.745000000 GHz
Center Freq: 1.745000000 GHz
Trig: Free Run
#Atten: 36 dB
Counts:500 k/500 kpt
Radio Std: None
Frequency
Average Power
19.20 dBm
39.39 % at 0dB
10.0 % 3.52 dB
1.0 % 5.57 dB
0.1 % 6.68 dB
0.01 % 7.40 dB
0.001 % 7.75 dB
0.0001 % --- dB
Peak 8.25 dB
27.45 dBm
Gaussian
100 %
10 %
1 %
0.1 %
0.01 %
0.001 %
0.0001 %
0 dB
20 dB
Info BW 8.0000 MHz
Center Freq
1.745000000 GHz
CF Step
5.000000 MHz
Auto Man
Freq Offset
0 Hz

G.3 26dB Bandwidth and Occupied Bandwidth

EBW & OBW Test Result (Channel Bandwidth: 1.4 MHz)				
Modulation	Channel	Occupied Bandwidth (MHz)	26dB Bandwidth (MHz)	Verdict
QPSK	LCH	1.0758	1.241	PASS
	MCH	1.0778	1.218	PASS
	HCH	1.0739	1.242	PASS
16QAM	LCH	1.0808	1.254	PASS
	MCH	1.0804	1.228	PASS
	HCH	1.0817	1.251	PASS

EBW & OBW Test Result (Channel Bandwidth: 3 MHz)				
Modulation	Channel	Occupied Bandwidth (MHz)	26dB Bandwidth (MHz)	Verdict
QPSK	LCH	2.6807	2.882	PASS
	MCH	2.6852	2.895	PASS
	HCH	2.6817	2.869	PASS
16QAM	LCH	2.6885	2.868	PASS
	MCH	2.6819	2.890	PASS
	HCH	2.6857	2.888	PASS

EBW & OBW Test Result (Channel Bandwidth: 5 MHz)				
Modulation	Channel	Occupied Bandwidth (MHz)	26dB Bandwidth (MHz)	Verdict
QPSK	LCH	4.4807	4.787	PASS
	MCH	4.4713	4.799	PASS
	HCH	4.4799	4.832	PASS
16QAM	LCH	4.4650	4.837	PASS
	MCH	4.4807	5.385	PASS
	HCH	4.4693	4.799	PASS

EBW & OBW Test Result (Channel Bandwidth: 10 MHz)				
Modulation	Channel	Occupied Bandwidth (MHz)	26dB Bandwidth (MHz)	Verdict
QPSK	LCH	8.9416	9.455	PASS
	MCH	8.9278	9.530	PASS
	HCH	8.9296	9.421	PASS
16QAM	LCH	8.9342	9.519	PASS
	MCH	8.9262	9.445	PASS
	HCH	8.9301	9.418	PASS

EBW & OBW Test Result (Channel Bandwidth: 15 MHz)				
Modulation	Channel	Occupied Bandwidth (MHz)	26dB Bandwidth (MHz)	Verdict
QPSK	LCH	13.395	14.07	PASS
	MCH	13.392	14.05	PASS
	HCH	13.395	14.04	PASS
16QAM	LCH	13.399	14.06	PASS
	MCH	13.383	13.95	PASS
	HCH	13.394	14.00	PASS

EBW & OBW Test Result (Channel Bandwidth: 20 MHz)				
Modulation	Channel	Occupied Bandwidth (MHz)	26dB Bandwidth (MHz)	Verdict
QPSK	LCH	17.799	18.57	PASS
	MCH	17.840	18.62	PASS
	HCH	17.871	18.57	PASS
16QAM	LCH	17.821	18.53	PASS
	MCH	17.838	18.71	PASS
	HCH	17.843	18.59	PASS

This report shall not be reproduced except in full, without the written approval of Shenzhen LCS Compliance Testing Laboratory Ltd.

EBW & OBW Test Graph(s) (Channel Bandwidth: 1.4 MHz)_LCH_QPSK

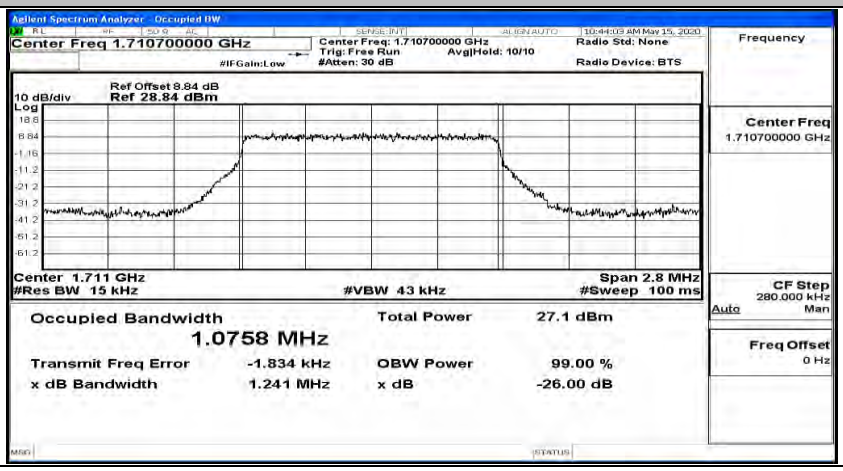

EBW & OBW Test Graph(s) (Channel Bandwidth: 1.4 MHz)_MCH_QPSK

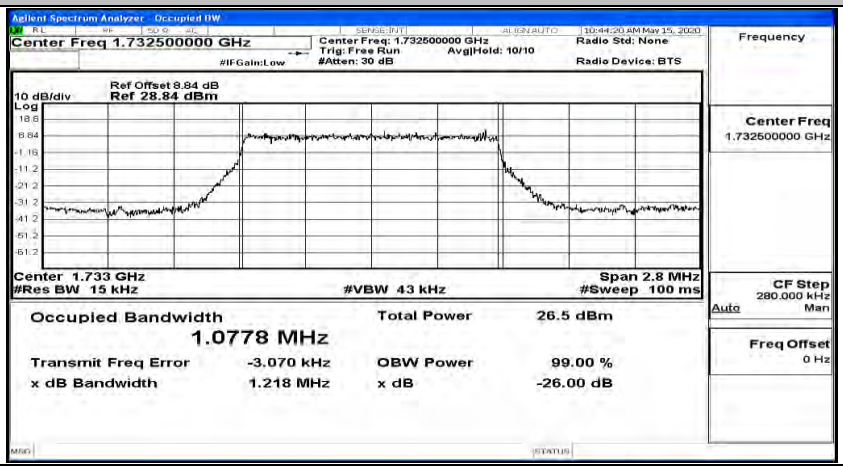

EBW & OBW Test Graph(s) (Channel Bandwidth: 1.4 MHz)_HCH_QPSK

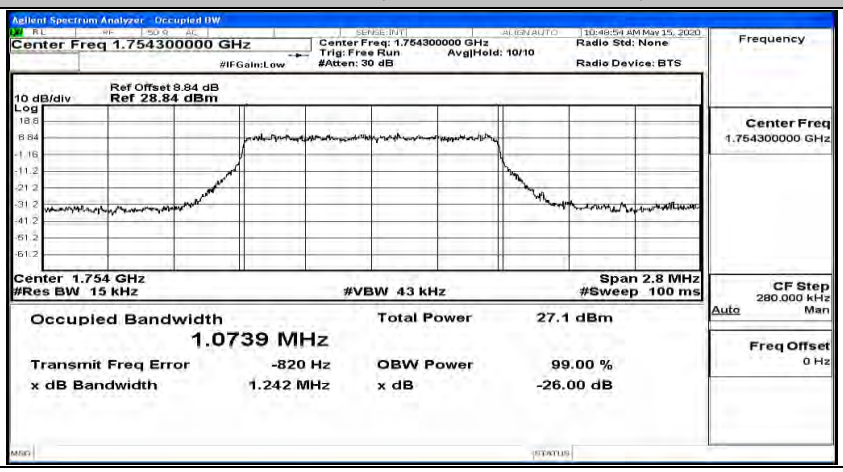

EBW & OBW Test Graph(s) (Channel Bandwidth: 1.4 MHz)_LCH_16QAM

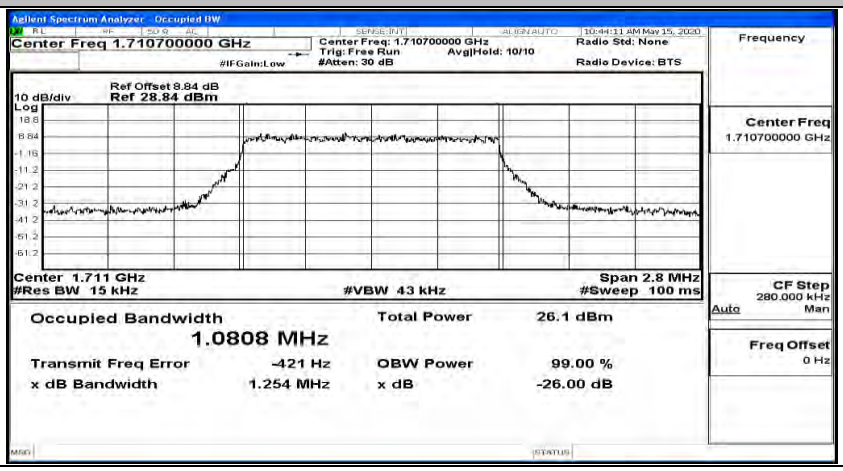

EBW & OBW Test Graph(s) (Channel Bandwidth: 1.4 MHz)_MCH_16QAM

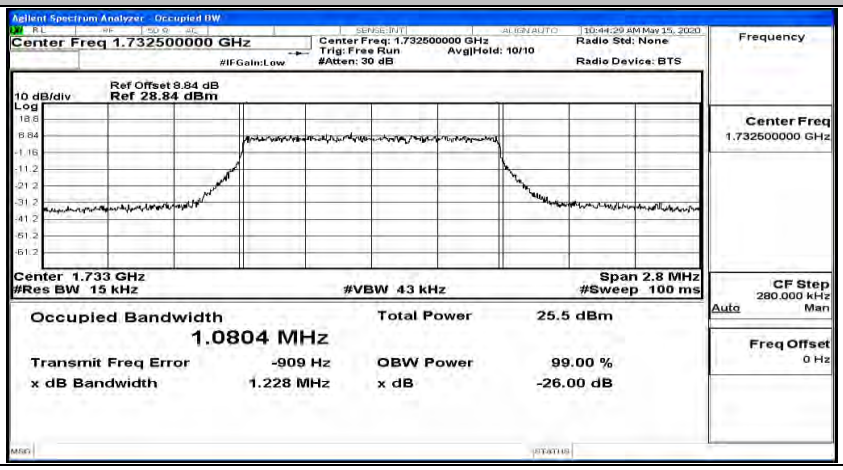

EBW & OBW Test Graph(s) (Channel Bandwidth: 1.4 MHz)_HCH_16QAM

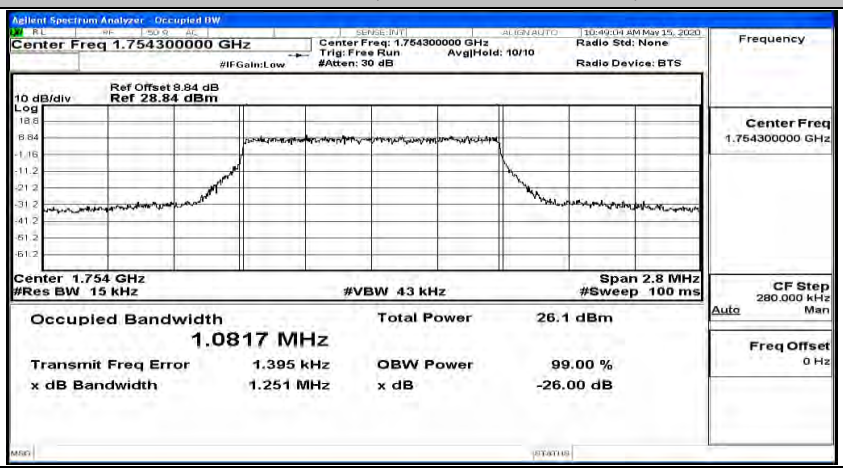

EBW & OBW Test Graph(s) (Channel Bandwidth: 3 MHz)_LCH_QPSK

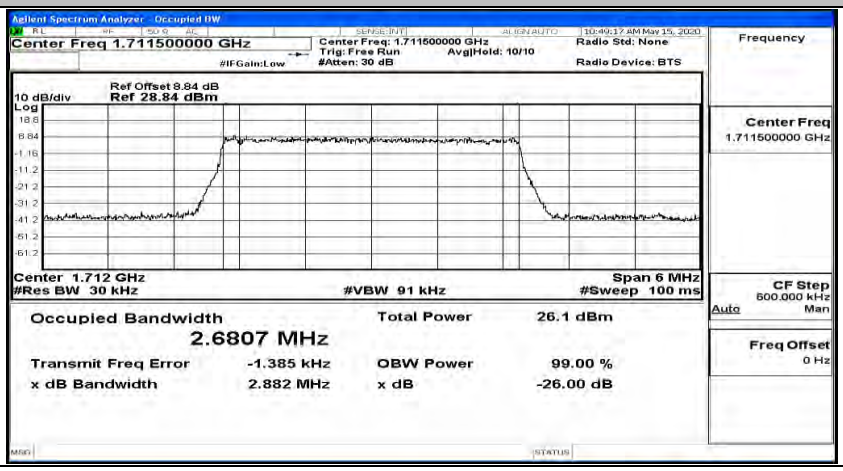

EBW & OBW Test Graph(s) (Channel Bandwidth: 3 MHz)_MCH_QPSK

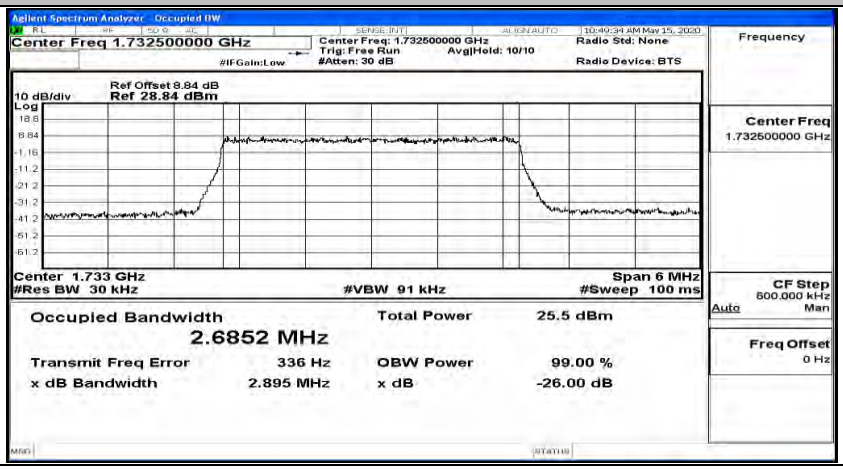

EBW & OBW Test Graph(s) (Channel Bandwidth: 3 MHz)_HCH_QPSK

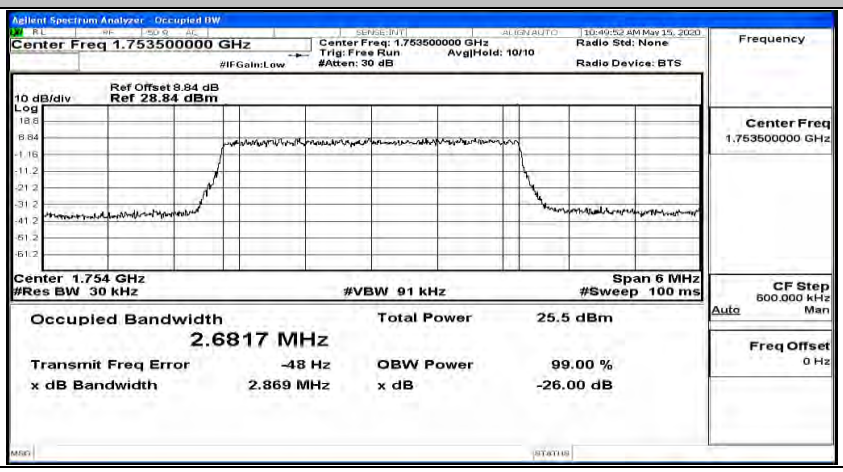

EBW & OBW Test Graph(s) (Channel Bandwidth: 3 MHz)_LCH_16QAM

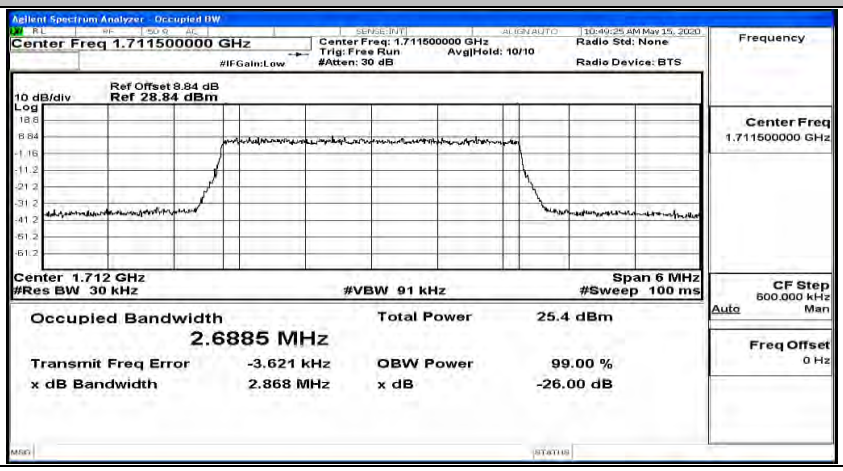

EBW & OBW Test Graph(s) (Channel Bandwidth: 3 MHz)_MCH_16QAM

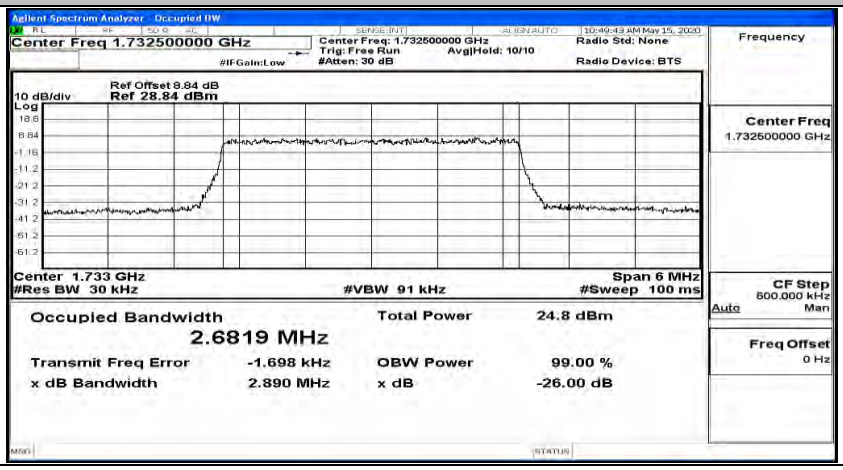

EBW & OBW Test Graph(s) (Channel Bandwidth: 3 MHz)_HCH_16QAM

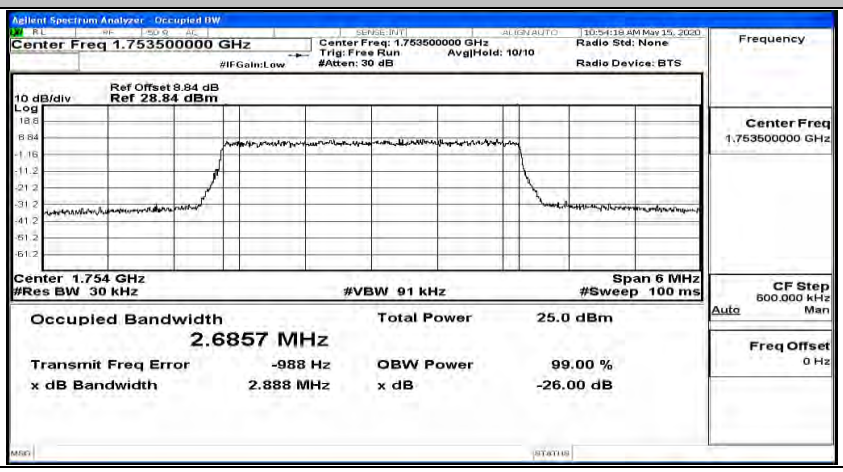

EBW & OBW Test Graph(s) (Channel Bandwidth: 5 MHz)_LCH_QPSK

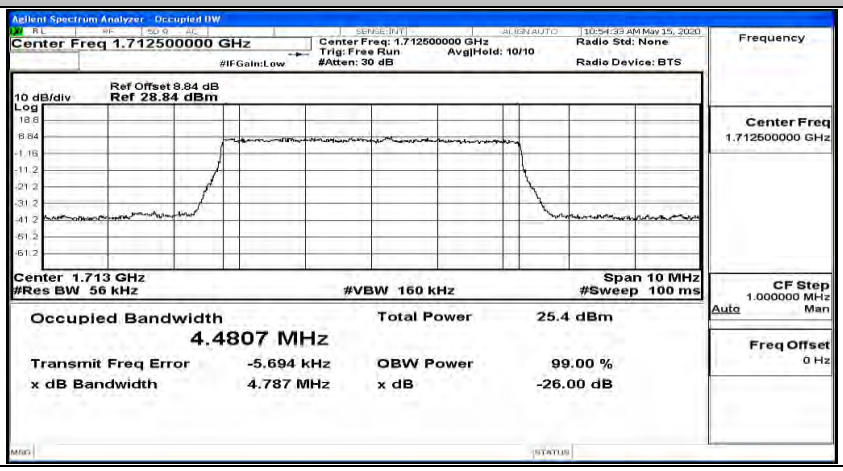

EBW & OBW Test Graph(s) (Channel Bandwidth: 5 MHz)_MCH_QPSK

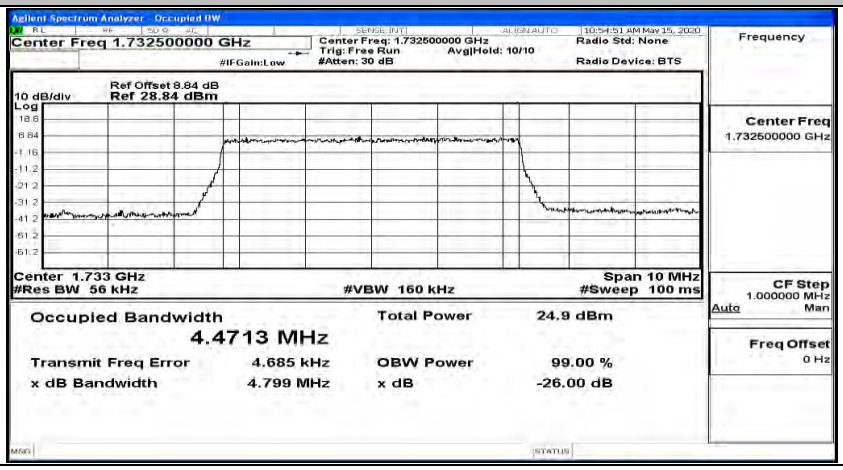

EBW & OBW Test Graph(s) (Channel Bandwidth: 5 MHz)_HCH_QPSK

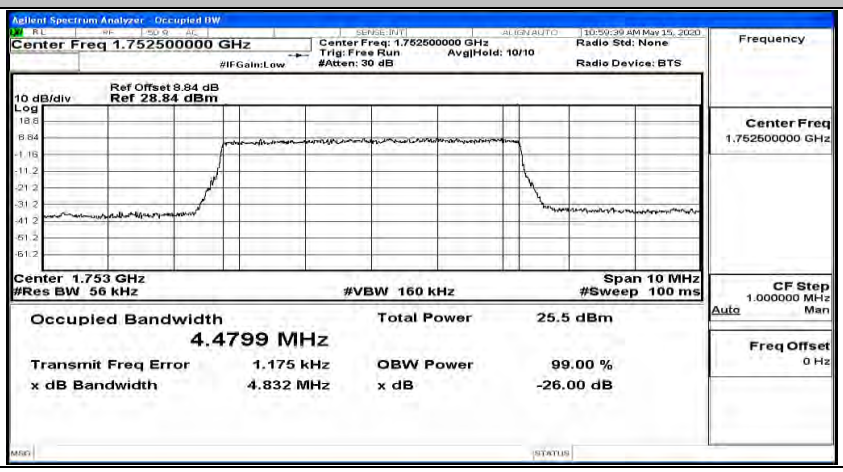

EBW & OBW Test Graph(s) (Channel Bandwidth: 5 MHz)_LCH_16QAM

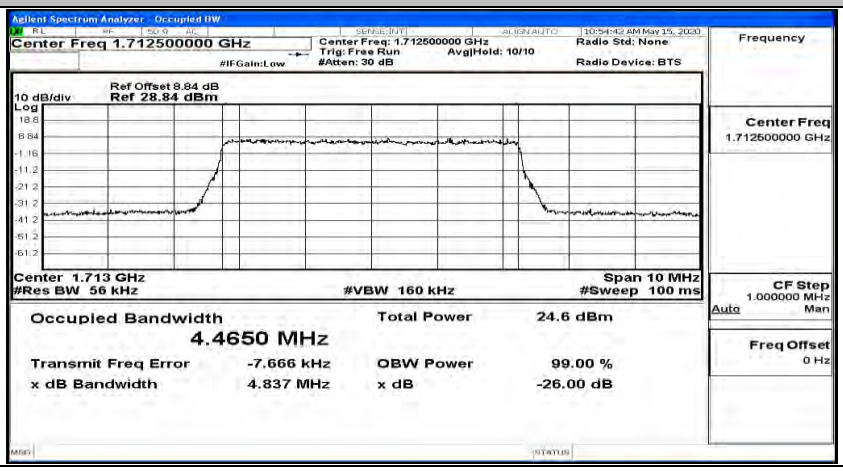

EBW & OBW Test Graph(s) (Channel Bandwidth: 5 MHz)_MCH_16QAM

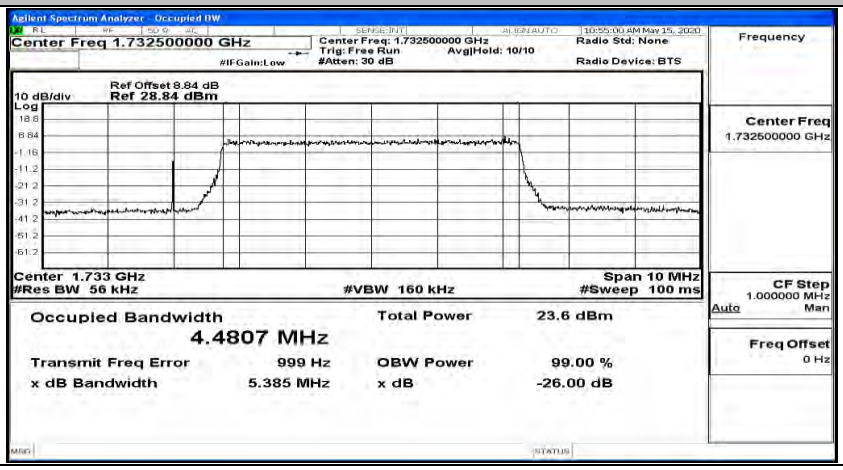

EBW & OBW Test Graph(s) (Channel Bandwidth: 5 MHz)_HCH_16QAM

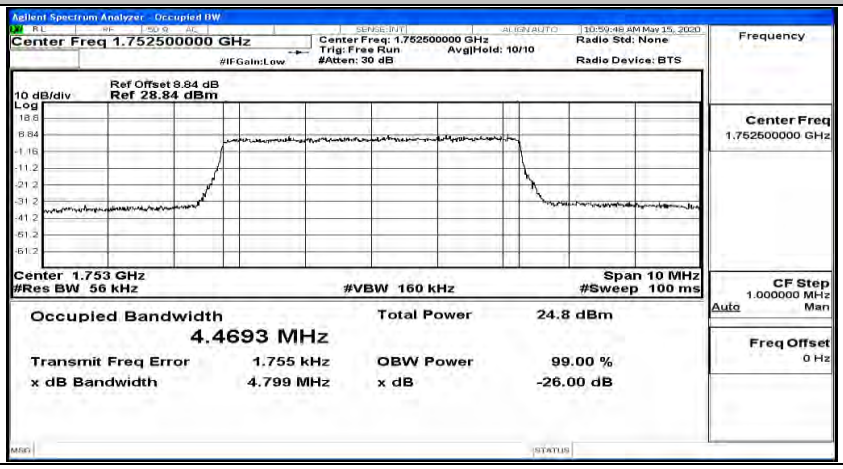

EBW & OBW Test Graph(s) (Channel Bandwidth: 10 MHz)_LCH_QPSK

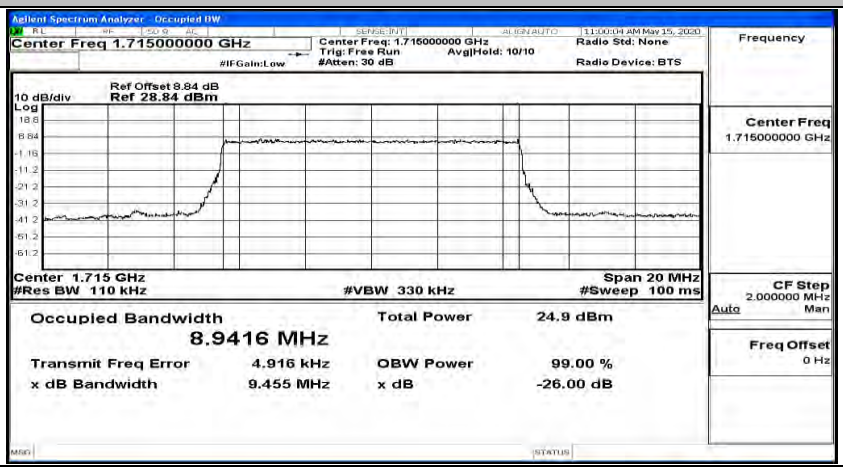

EBW & OBW Test Graph(s) (Channel Bandwidth: 10 MHz)_MCH_QPSK

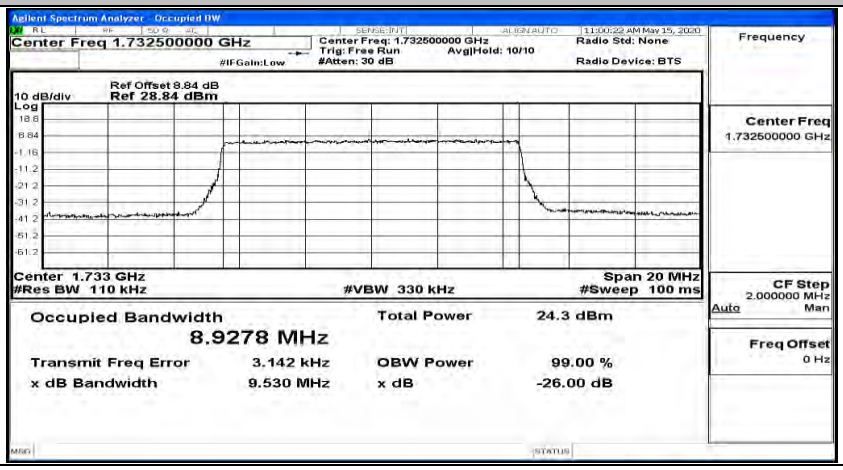

EBW & OBW Test Graph(s) (Channel Bandwidth: 10 MHz)_HCH_QPSK

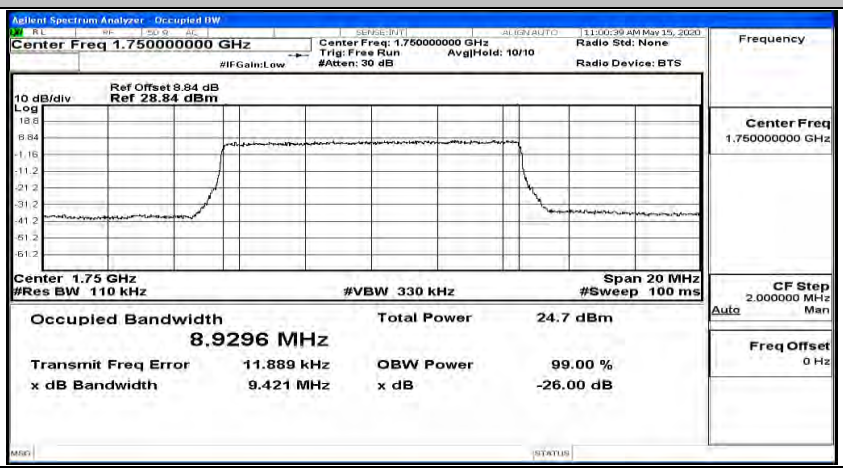

EBW & OBW Test Graph(s) (Channel Bandwidth: 10 MHz)_LCH_16QAM

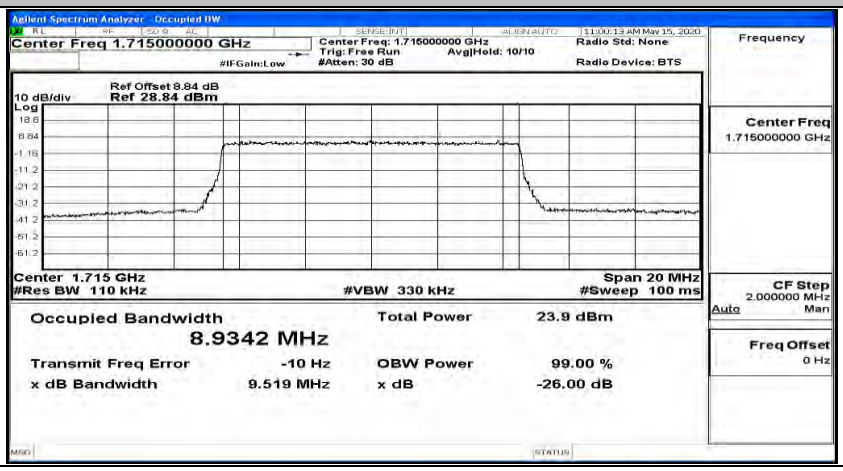

EBW & OBW Test Graph(s) (Channel Bandwidth: 10 MHz)_MCH_16QAM

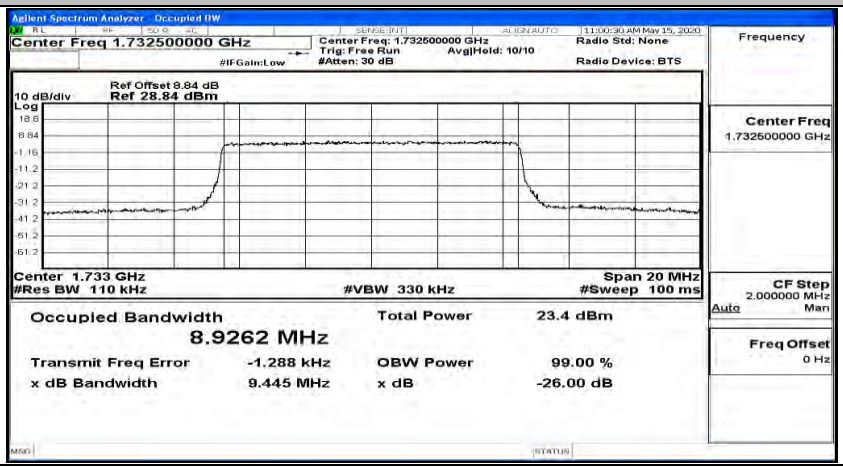

EBW & OBW Test Graph(s) (Channel Bandwidth: 10 MHz)_HCH_16QAM

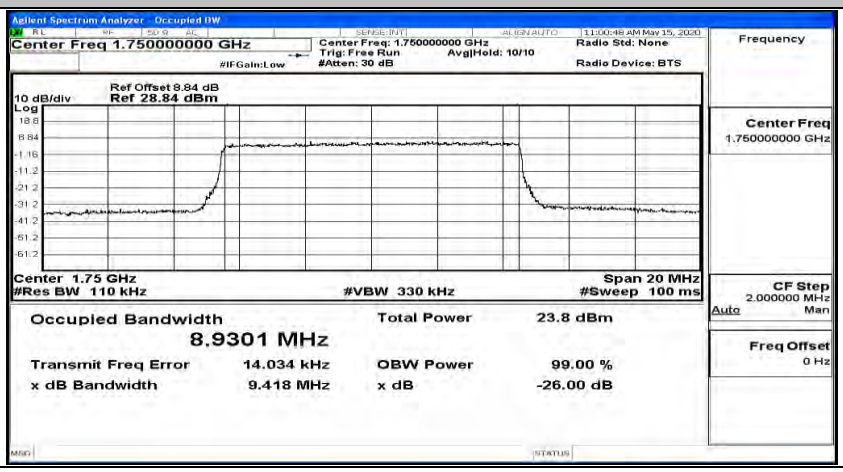

EBW & OBW Test Graph(s) (Channel Bandwidth:15 MHz)_LCH_QPSK

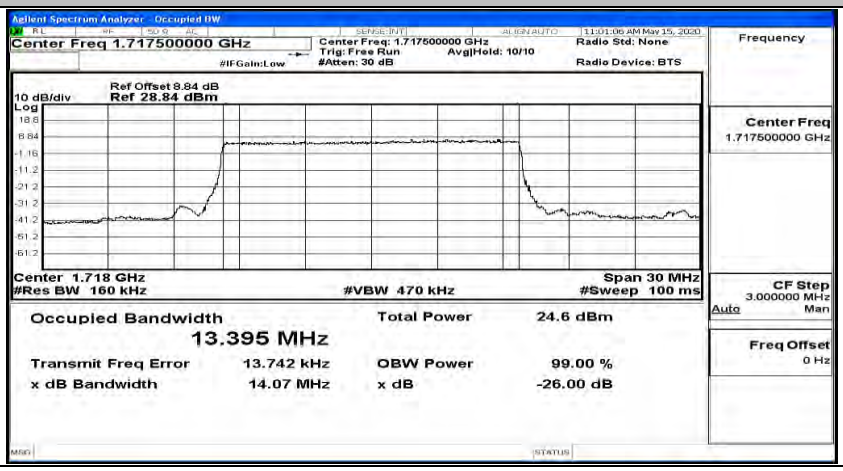

EBW & OBW Test Graph(s) (Channel Bandwidth:15 MHz)_MCH_QPSK

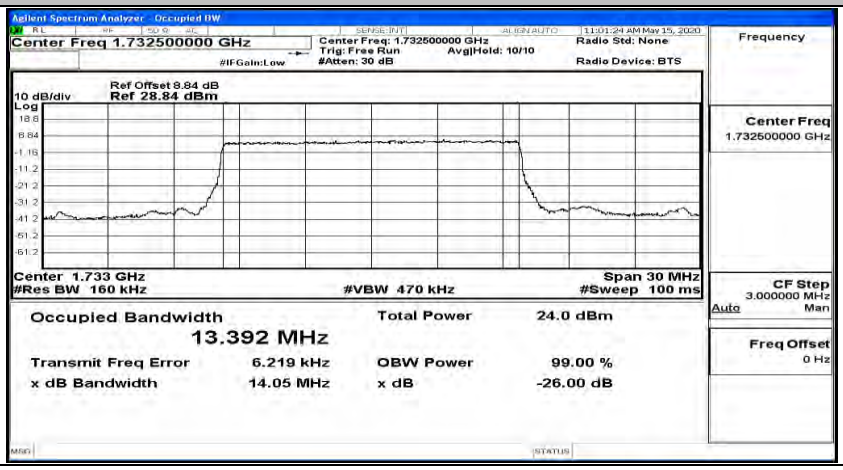

EBW & OBW Test Graph(s) (Channel Bandwidth:15 MHz)_HCH_QPSK

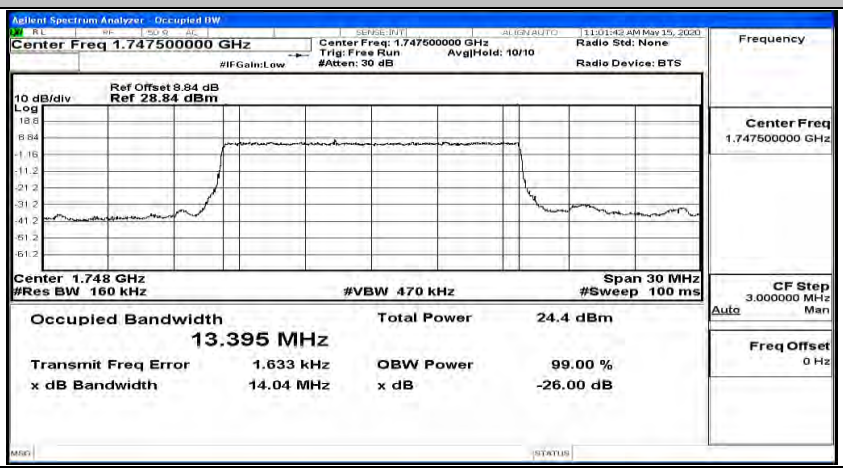

EBW & OBW Test Graph(s) (Channel Bandwidth:15 MHz)_LCH_16QAM

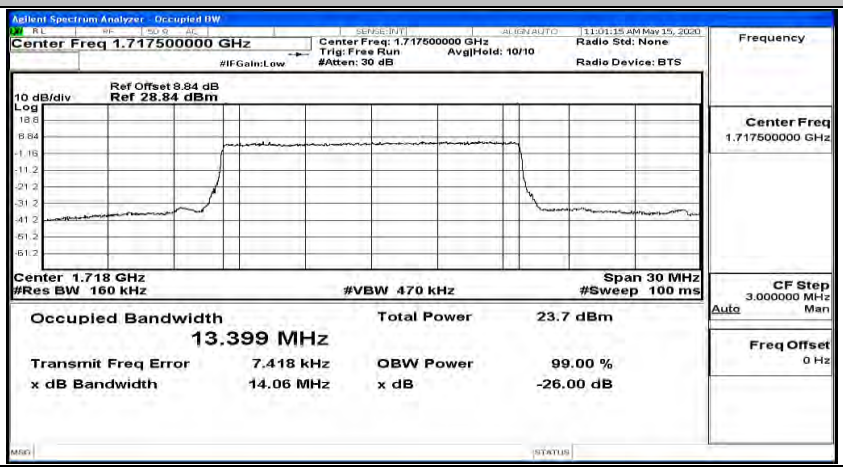

EBW & OBW Test Graph(s) (Channel Bandwidth:15 MHz)_MCH_16QAM

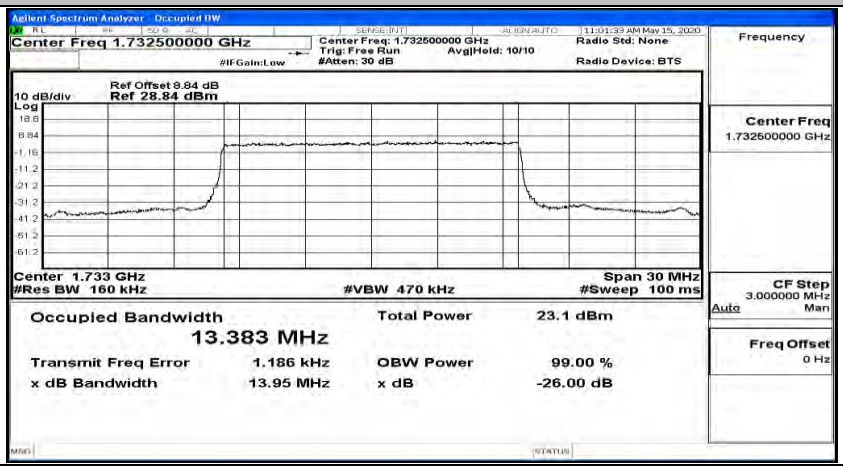

EBW & OBW Test Graph(s) (Channel Bandwidth:15 MHz)_HCH_16QAM

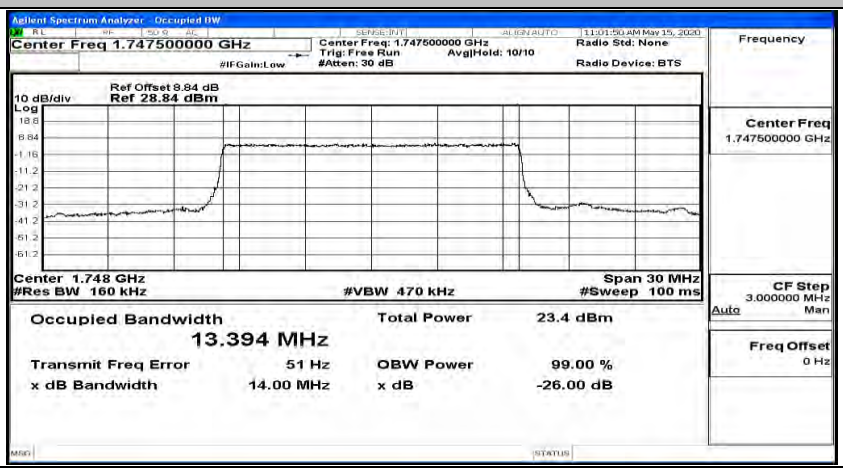

EBW & OBW Test Graph(s) (Channel Bandwidth:20 MHz)_LCH_QPSK

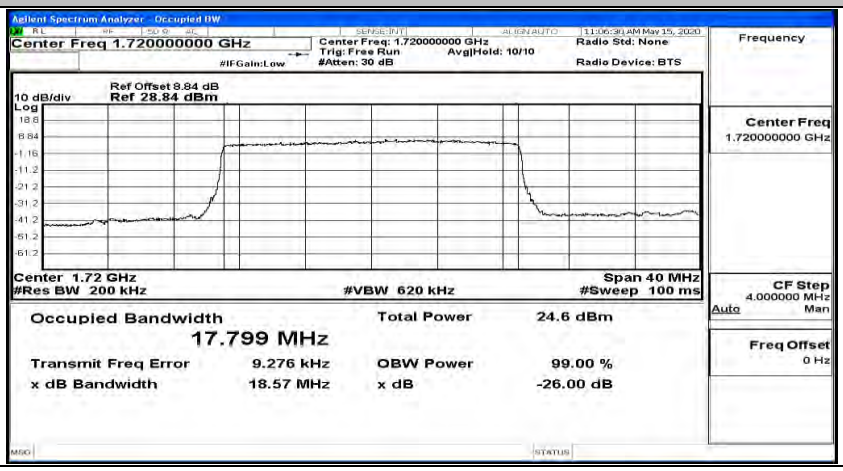

EBW & OBW Test Graph(s) (Channel Bandwidth:20 MHz)_MCH_QPSK

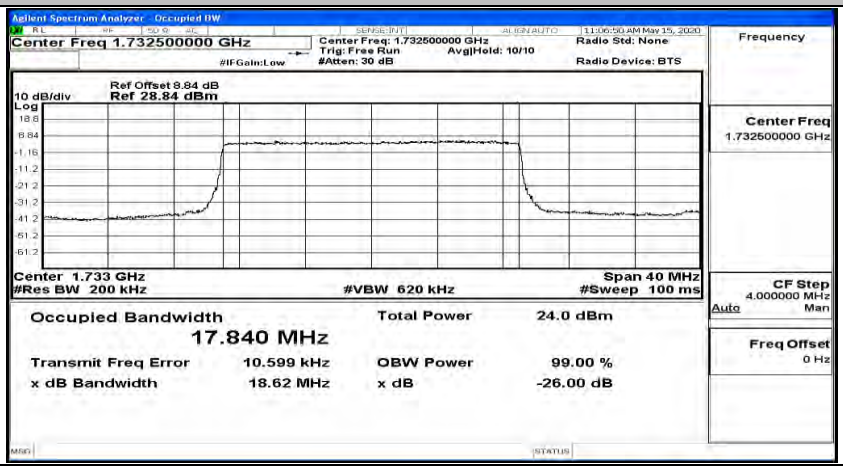

EBW & OBW Test Graph(s) (Channel Bandwidth:20 MHz)_HCH_QPSK

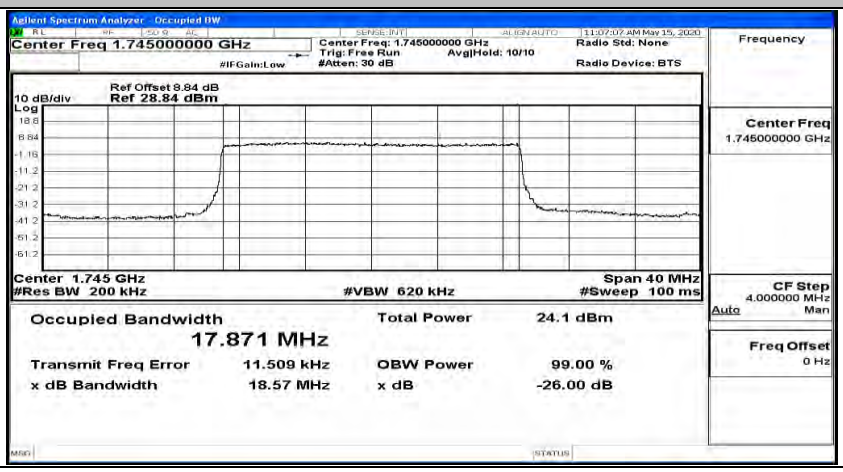

EBW & OBW Test Graph(s) (Channel Bandwidth:20 MHz)_LCH_16QAM

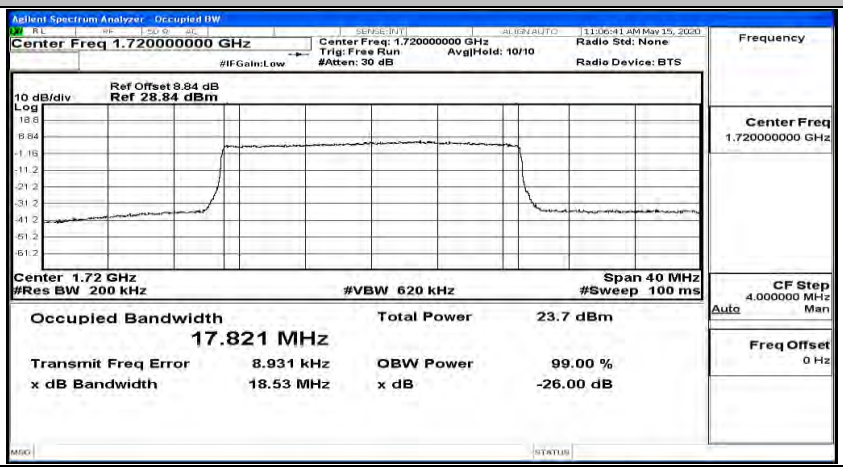

EBW & OBW Test Graph(s) (Channel Bandwidth:20 MHz)_MCH_16QAM

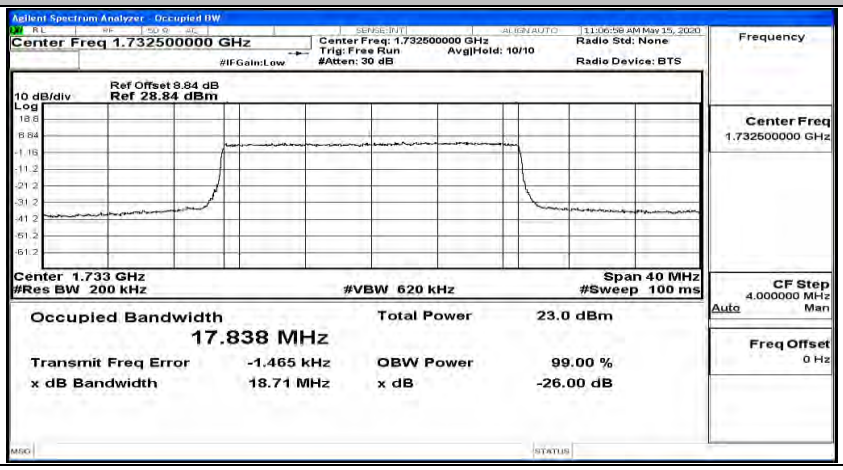

EBW & OBW Test Graph(s) (Channel Bandwidth:20 MHz)_HCH_16QAM

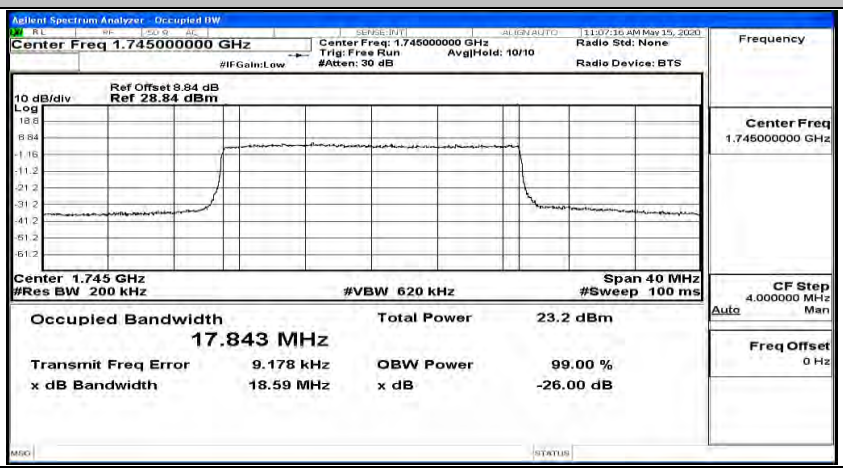

G.4 Band Edge

Band Edge Test Graph(s) (Channel Bandwidth: 1.4 MHz)_LCH_QPSK

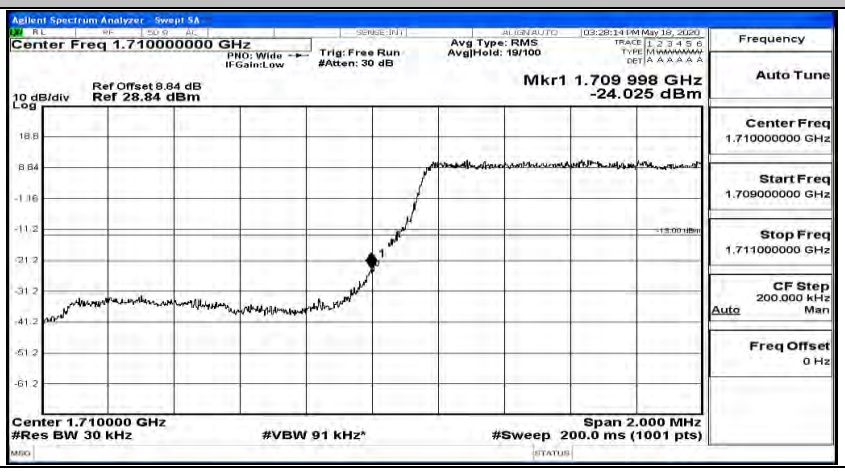

Band Edge Test Graph(s) (Channel Bandwidth: 1.4 MHz)_HCH_QPSK

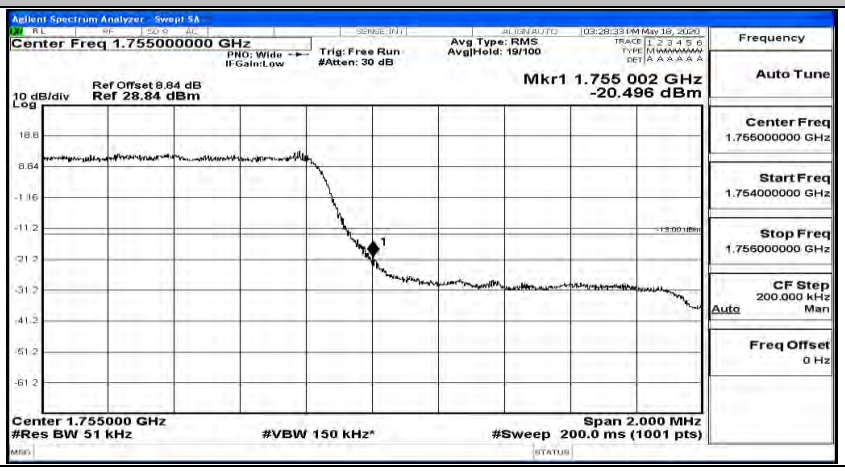

Band Edge Test Graph(s) (Channel Bandwidth: 1.4 MHz)_LCH_16QAM

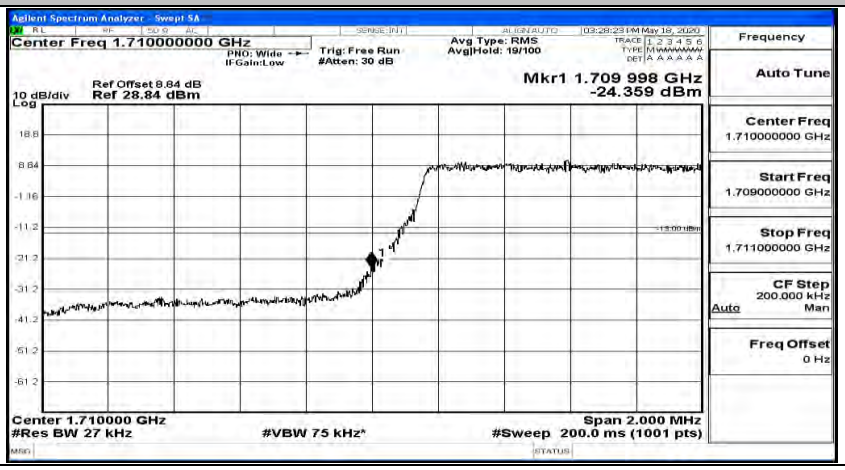

Band Edge Test Graph(s) (Channel Bandwidth: 1.4 MHz)_HCH_16QAM

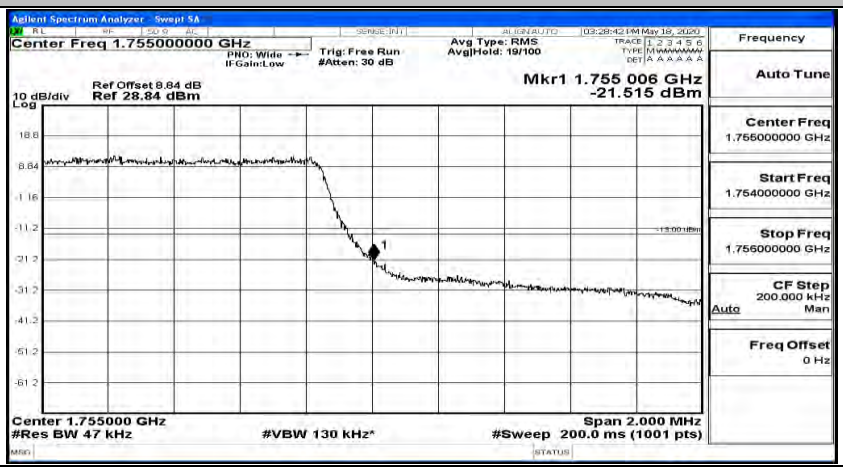

Band Edge Test Graph(s) (Channel Bandwidth: 3 MHz)_LCH_QPSK

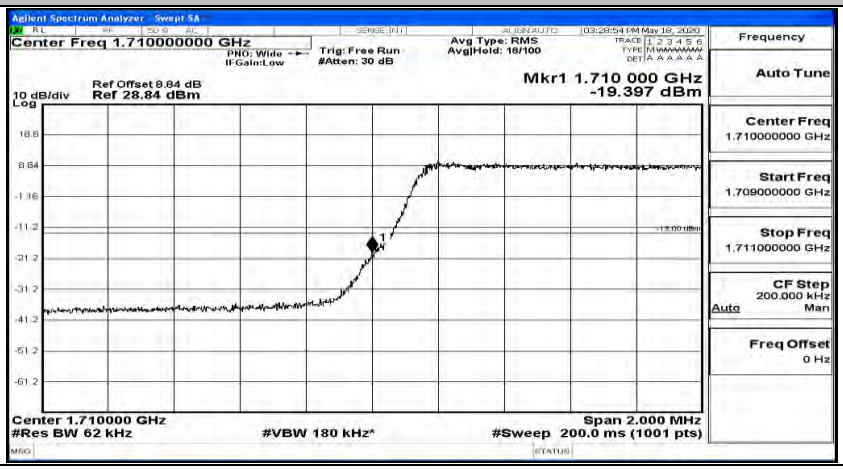

Band Edge Test Graph(s) (Channel Bandwidth: 3 MHz)_HCH_QPSK

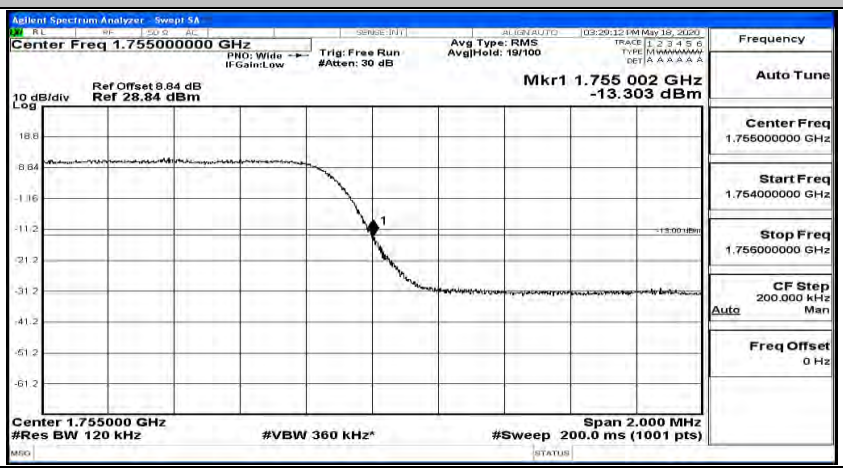

Band Edge Test Graph(s) (Channel Bandwidth: 3 MHz)_LCH_16QAM

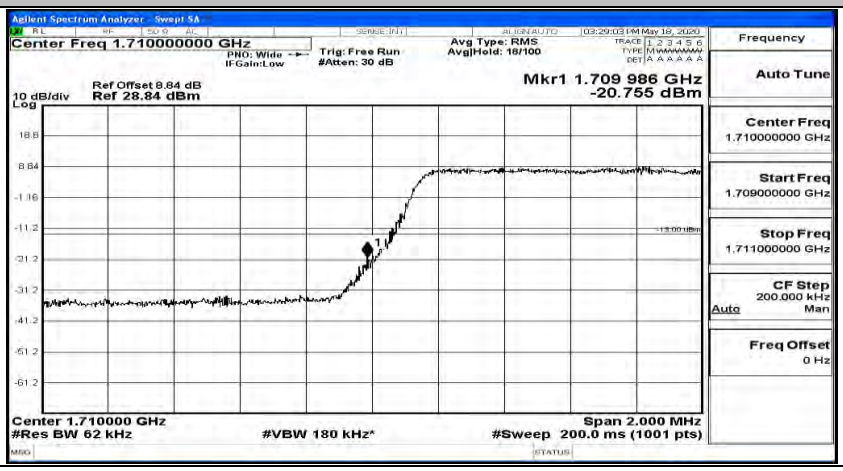

Band Edge Test Graph(s) (Channel Bandwidth: 3 MHz)_HCH_16QAM

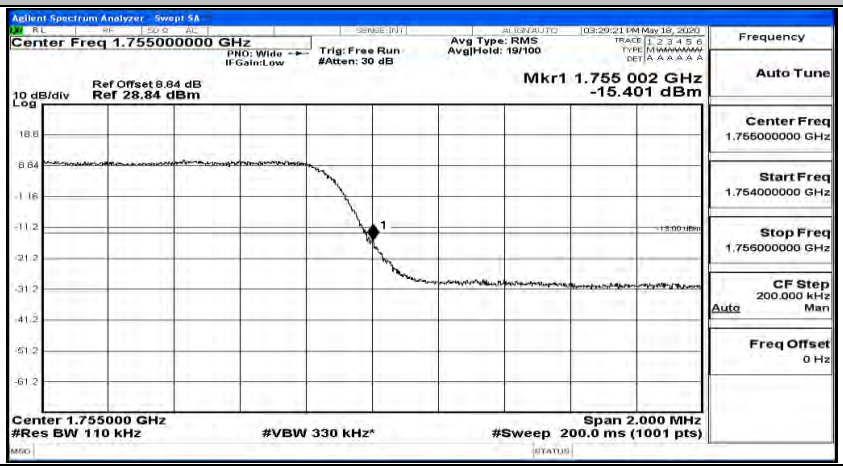

Band Edge Test Graph(s) (Channel Bandwidth: 5 MHz)_LCH_QPSK

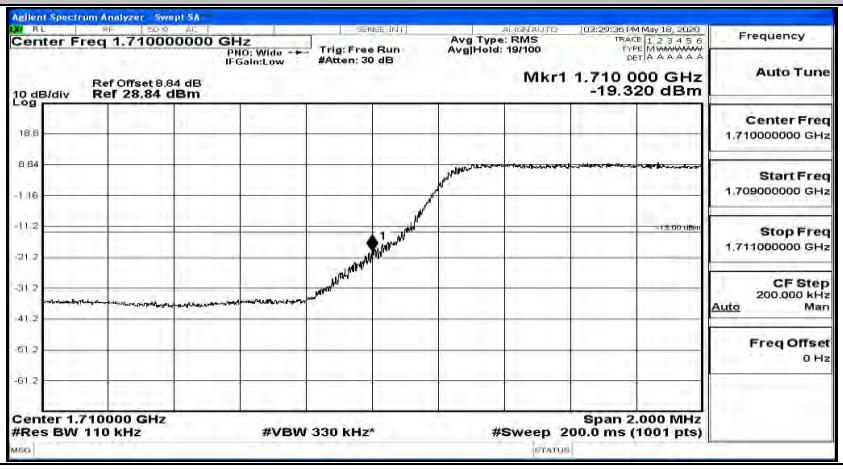

Band Edge Test Graph(s) (Channel Bandwidth: 5 MHz)_HCH_QPSK

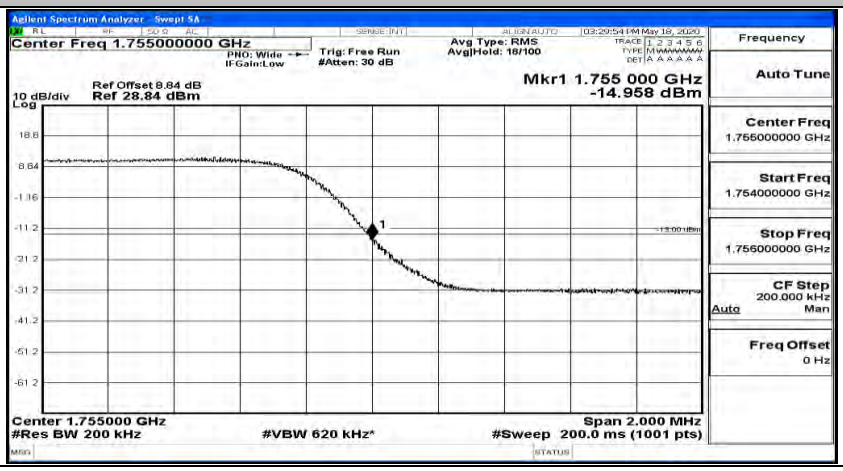

Band Edge Test Graph(s) (Channel Bandwidth: 5 MHz)_LCH_16QAM

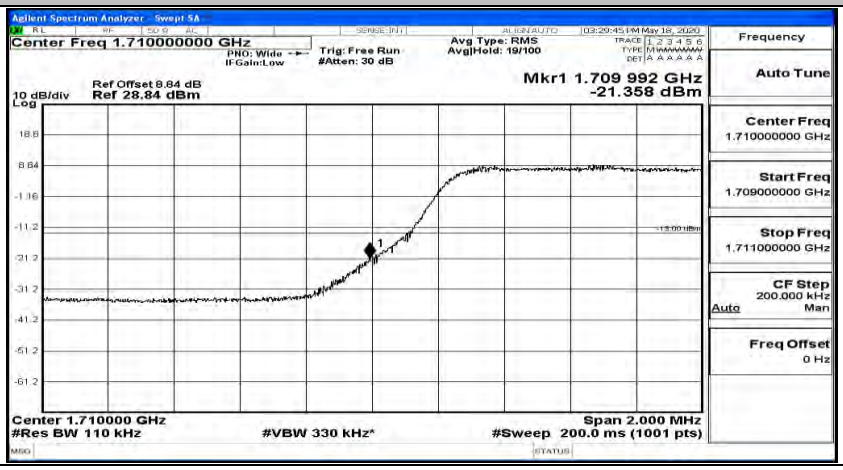

Band Edge Test Graph(s) (Channel Bandwidth: 5 MHz)_HCH_16QAM

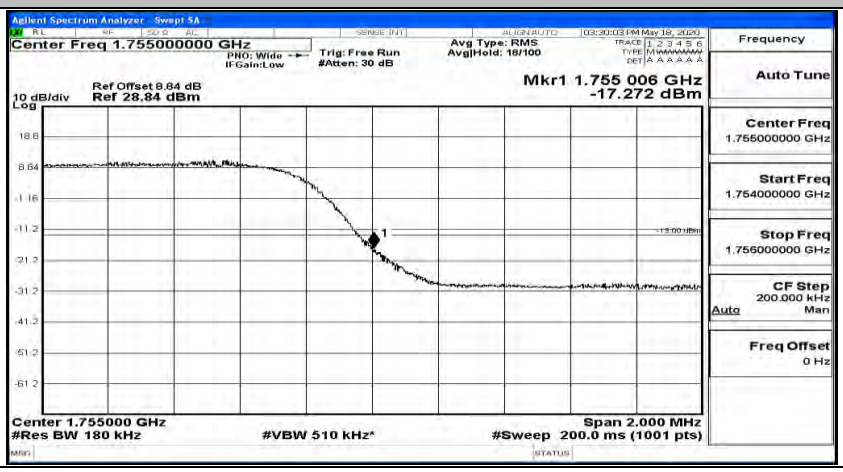

Band Edge Test Graph(s) (Channel Bandwidth: 10 MHz)_LCH_QPSK

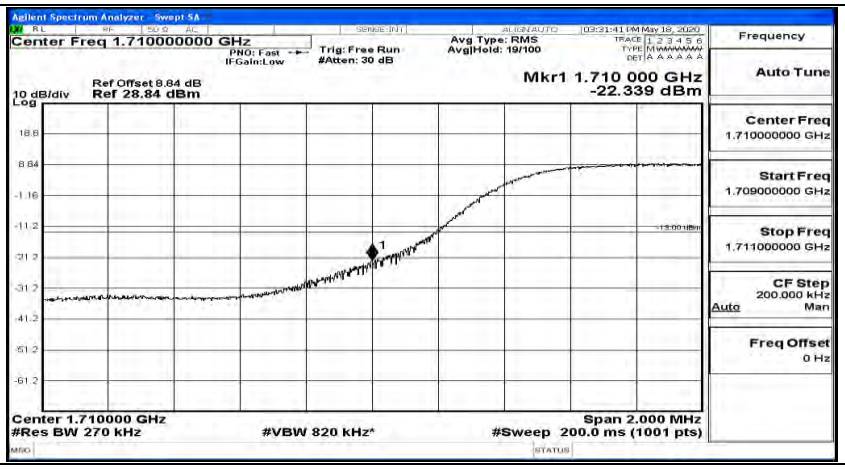
Agilent Spectrum Analyzer - Swept SA
Center Freq 1.710000000 GHz
PNO: Fast
IFGain:Low
Trig: Free Run
#Atten: 30 dB
Avg Type: RMS
Avg|Hold: 19/100
03:31:41 PM May 18, 2020
Mkr1 1.710 000 GHz
-22.339 dBm
Ref Offset 9.84 dB
10 dB/div Ref 28.84 dBm
Log
18.8
8.84
-1.16
-11.2
-21.2
-31.2
-41.2
-51.2
-61.2
Center 1.710000 GHz
#Res BW 270 kHz
#VBW 820 kHz*
Span 2.000 MHz
#Sweep 200.0 ms (1001 pts)
Frequency
Auto Tune
Center Freq
1.710000000 GHz
Start Freq
1.709000000 GHz
Stop Freq
1.711000000 GHz
CF Step
200.000 kHz
Auto
Man
Freq Offset
0 Hz

Band Edge Test Graph(s) (Channel Bandwidth: 10 MHz)_HCH_QPSK

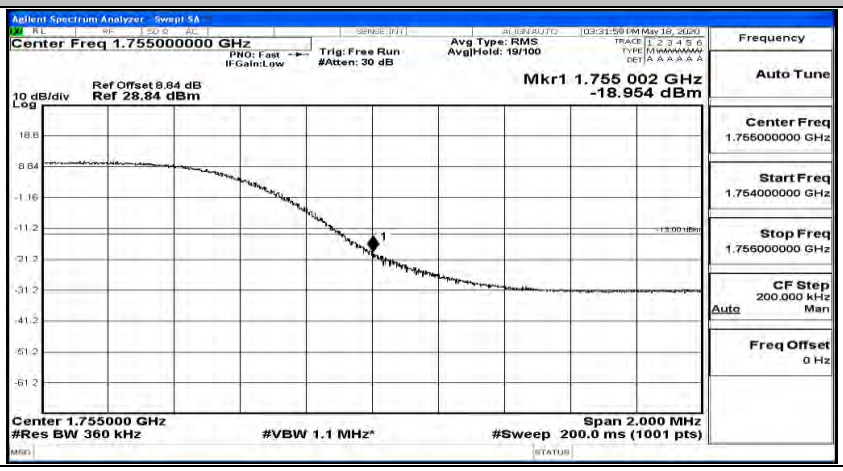

Band Edge Test Graph(s) (Channel Bandwidth: 10 MHz)_LCH_16QAM

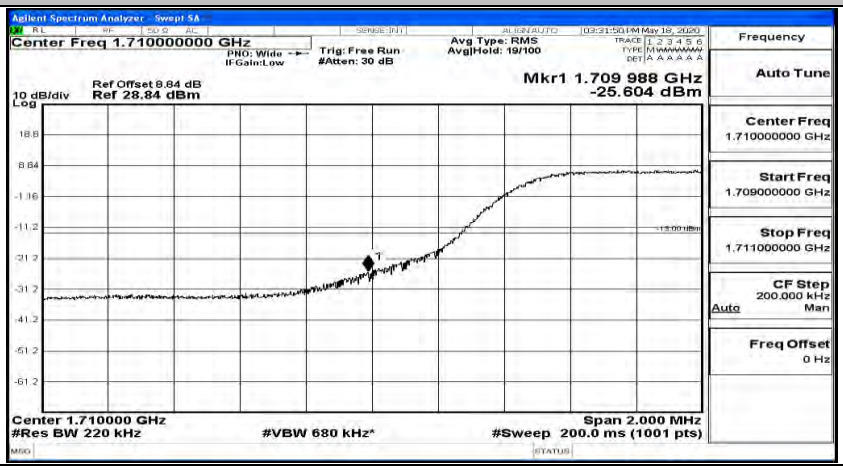

Band Edge Test Graph(s) (Channel Bandwidth: 10 MHz)_HCH_16QAM

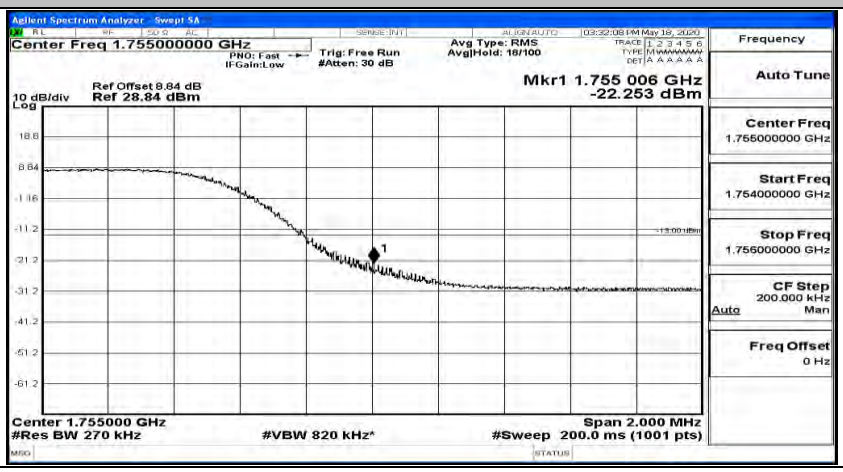

Band Edge Test Graph(s) (Channel Bandwidth:15 MHz)_LCH_QPSK

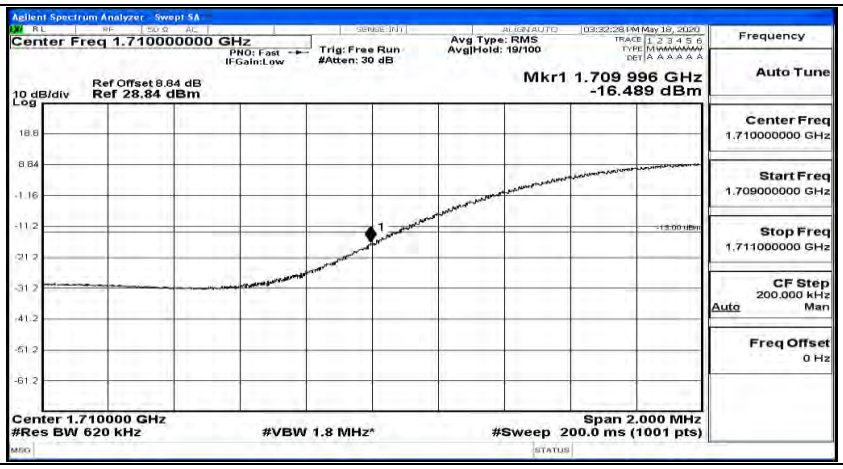
Agilent Spectrum Analyzer - Swept SA
Center Freq 1.710000000 GHz
PNO: Fast
IFGain:Low
Trig: Free Run
#Atten: 30 dB
Avg Type: RMS
Avg|Hold: 19/100
03:32:28 PM May 18, 2020
Ref Offset 9.84 dB
10 dB/div Ref 28.84 dBm
Log
Mkr1 1.709 996 GHz
-16.489 dBm
18.8
8.84
-1.16
-11.2
-21.2
-31.2
-41.2
-51.2
-61.2
-13.00 dBm
Center 1.710000 GHz
#Res BW 620 kHz
#VBW 1.8 MHz*
Span 2.000 MHz
#Sweep 200.0 ms (1001 pts)
Frequency
Auto Tune
Center Freq
1.710000000 GHz
Start Freq
1.709000000 GHz
Stop Freq
1.711000000 GHz
CF Step
200.000 kHz
Auto
Man
Freq Offset
0 Hz

Band Edge Test Graph(s) (Channel Bandwidth:15 MHz)_HCH_QPSK

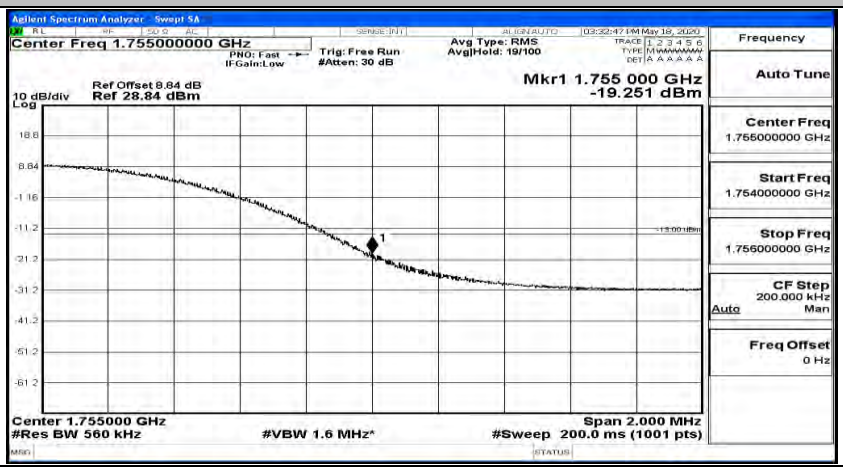

Band Edge Test Graph(s) (Channel Bandwidth:15 MHz)_LCH_16QAM

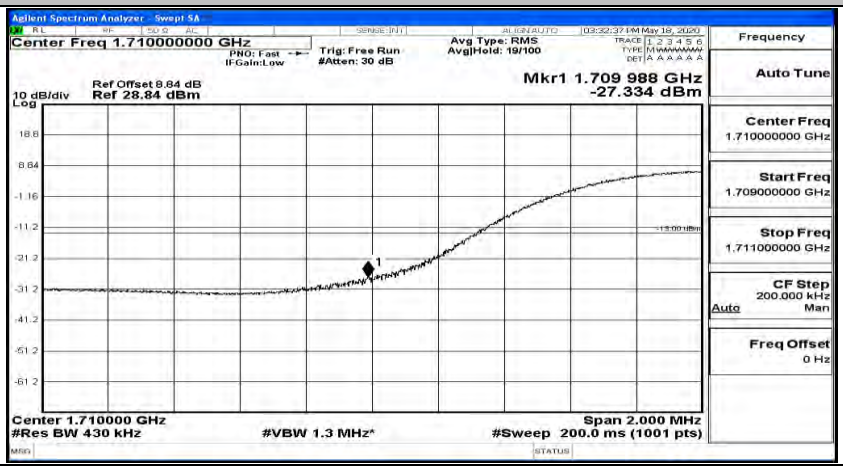

Band Edge Test Graph(s) (Channel Bandwidth:15 MHz)_HCH_16QAM

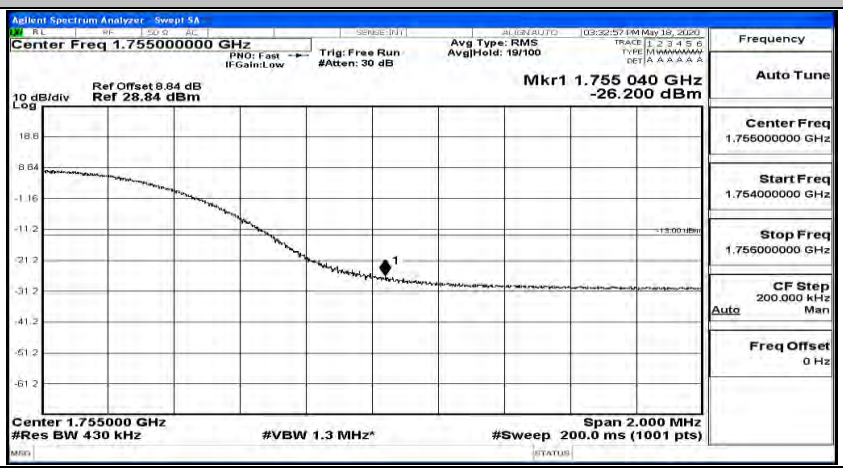

Band Edge Test Graph(s) (Channel Bandwidth:20 MHz)_LCH_QPSK

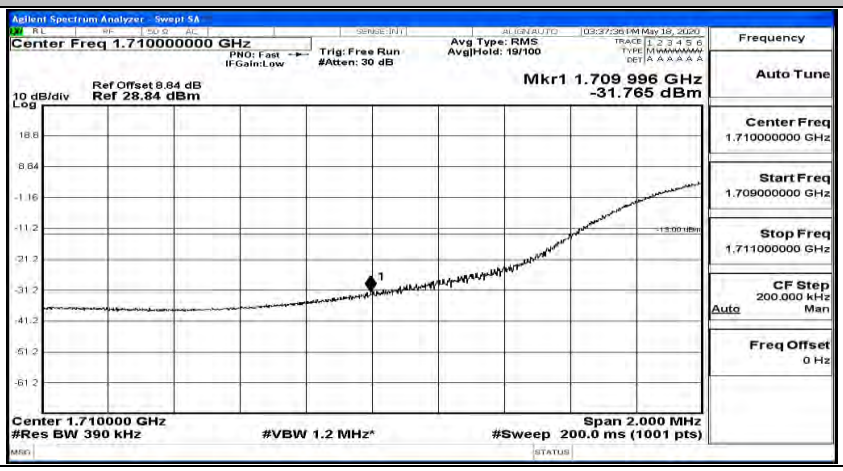

Band Edge Test Graph(s) (Channel Bandwidth:20 MHz)_HCH_QPSK

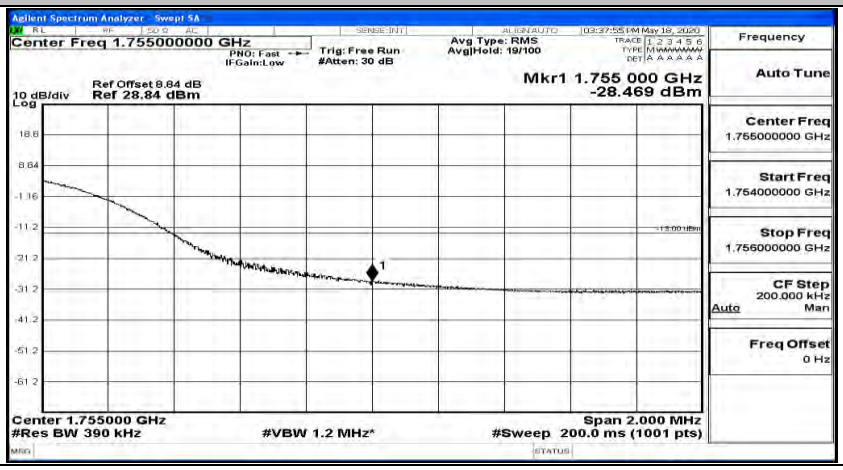
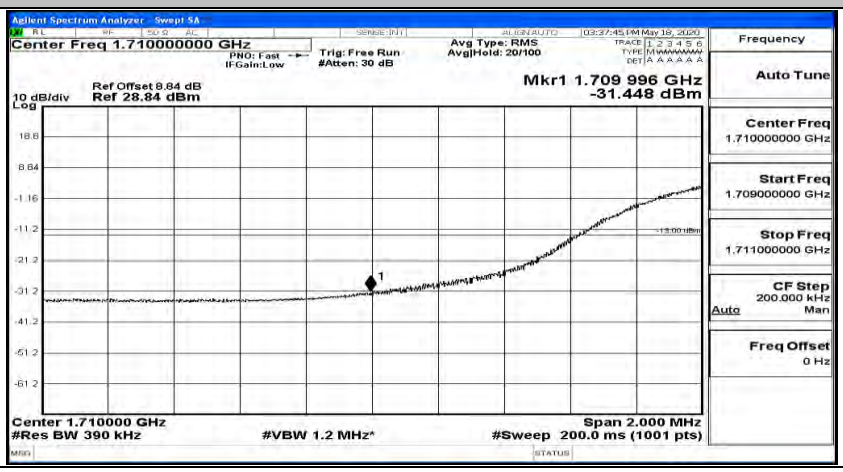
Band Edge Test Graph(s) (Channel Bandwidth:20 MHz)_LCH_16QAM