Case No. : GTS20230203009-1-32	
Ambient Condition: 22 ℃, 51 %RH, Atmos100.1Kpa,	
Test Date: 2023.3.9	**Test Engineer:** Jenny zeng

Appendix C.1: DTS Bandwidth

Test Result

TestMode	Antenna	Frequency[MHz]	DTS BW [MHz]	FL[MHz]	FH[MHz]	Limit[MHz]	Verdict
11B	Ant1	2412	7.520	2408.000	2415.520	0.5	PASS
		2437	8.040	2432.960	2441.000	0.5	PASS
		2462	8.560	2457.960	2466.520	0.5	PASS
11G	Ant1	2412	14.360	2405.080	2419.440	0.5	PASS
		2437	15.320	2429.200	2444.520	0.5	PASS
		2462	14.520	2454.120	2468.640	0.5	PASS
11N20SISO	Ant1	2412	16.080	2403.480	2419.560	0.5	PASS
		2437	14.000	2430.440	2444.440	0.5	PASS
		2462	14.240	2455.320	2469.560	0.5	PASS

Test Graphs

11B_Ant1_2412

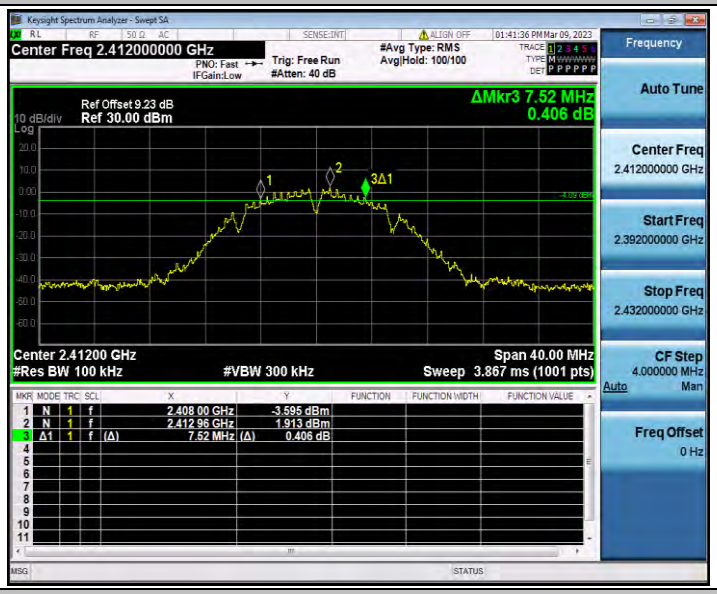

11B_Ant1_2437

11B_Ant1_2462

11G_Ant1_2412

11G_Ant1_2437

11G_Ant1_2462

11N20SISO_Ant1_2412

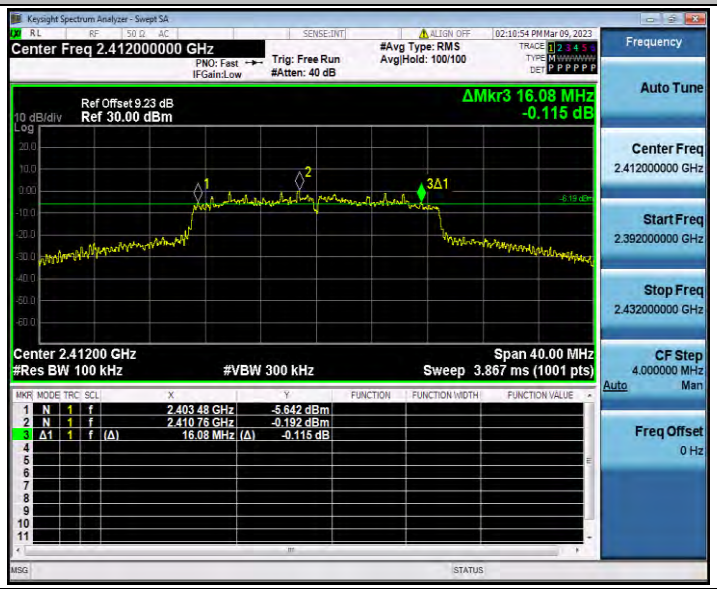

11N20SISO_Ant1_2437

11N20SISO_Ant1_2462

Appendix C.2: Occupied Channel Bandwidth

Test Result

TestMode	Antenna	Channel Frequency[MHz]	OCB [MHz]	FL[MHz]	FH[MHz]	Limit[MHz]	Verdict
11B	Ant1	2412	13.086	2405.448	2418.534	---	---
		2437	13.227	2430.440	2443.667	---	---
		2462	13.526	2455.253	2468.779	---	---
11G	Ant1	2412	23.198	2400.472	2423.670	---	---
		2437	21.621	2426.853	2448.474	---	---
		2462	24.078	2450.158	2474.236	---	---
11N20SISO	Ant1	2412	20.139	2402.003	2422.142	---	---
		2437	21.868	2426.844	2448.712	---	---
		2462	24.081	2450.153	2474.234	---	---

Test Graphs

11B_Ant1_2412

11B_Ant1_2437

11B_Ant1_2462

11G_Ant1_2412

11G_Ant1_2437

11G_Ant1_2462

11N20SISO_Ant1_2412

11N20SISO_Ant1_2437

11N20SISO_Ant1_2462

Appendix C.3: Maximum conducted output power

Test Result Peak

TestMode	Antenna	Frequency[MHz]	Peak Powert[dBm]	Conducted Limit[dBm]	Verdict
11B	Ant1	2412	15.00	≤30.00	PASS
		2437	15.55	≤30.00	PASS
		2462	15.12	≤30.00	PASS
11G	Ant1	2412	18.75	≤30.00	PASS
		2437	18.44	≤30.00	PASS
		2462	18.68	≤30.00	PASS
11N20SISO	Ant1	2412	17.83	≤30.00	PASS
		2437	18.46	≤30.00	PASS
		2462	18.40	≤30.00	PASS

Appendix C.4: Maximum power spectral density

Test Result

TestMode	Antenna	Frequency[MHz]	Result[dBm/3-100kHz]	Limit[dBm/3kHz]	Verdict
11B	Ant1	2412	-12.19	≤8.00	PASS
		2437	-11.48	≤8.00	PASS
		2462	-9.98	≤8.00	PASS
11G	Ant1	2412	-11.38	≤8.00	PASS
		2437	-13.57	≤8.00	PASS
		2462	-9.62	≤8.00	PASS
11N20SISO	Ant1	2412	-13.01	≤8.00	PASS
		2437	-12.9	≤8.00	PASS
		2462	-10.5	≤8.00	PASS

Test Graphs

11B_Ant1_2412
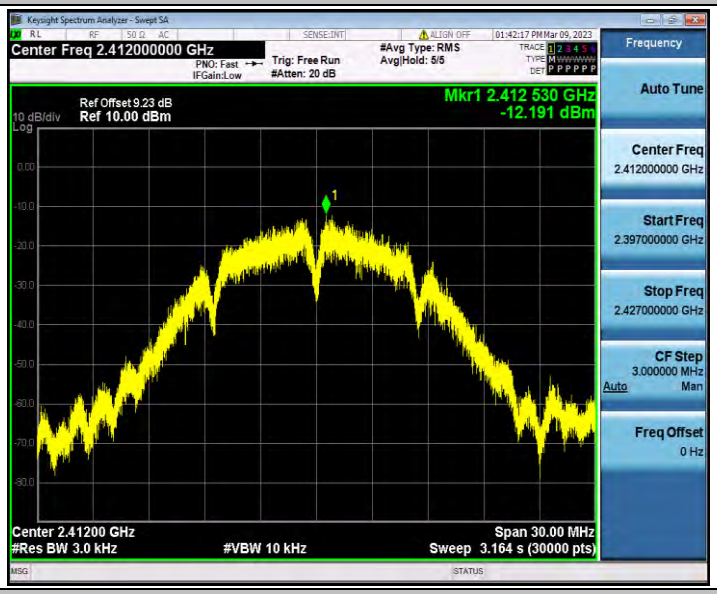
11B_Ant1_2437
11B_Ant1_2462

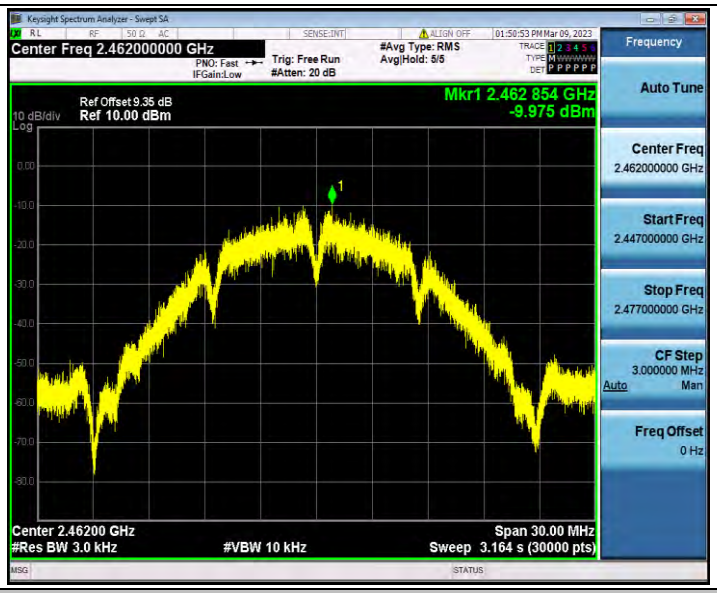

11G_Ant1_2412

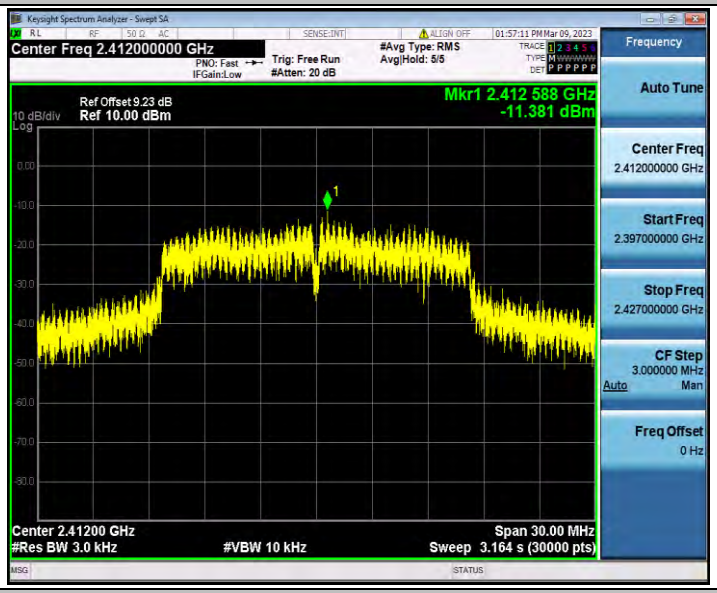

11G_Ant1_2437

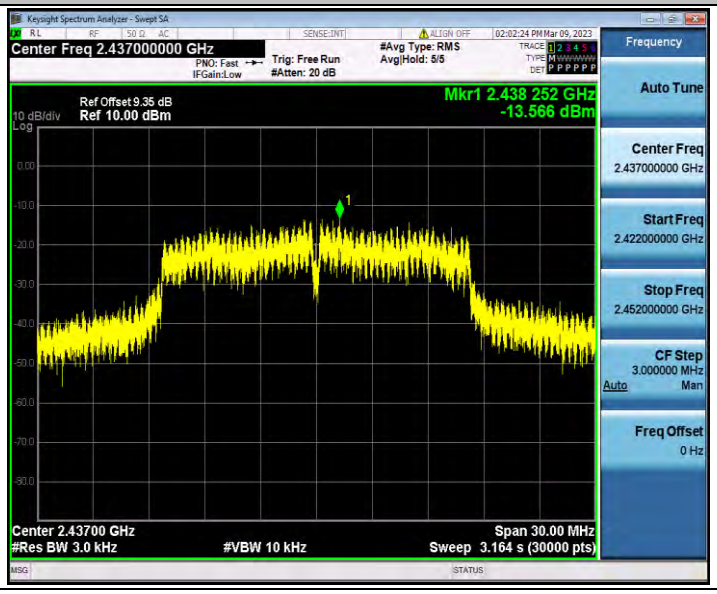

11G_Ant1_2462

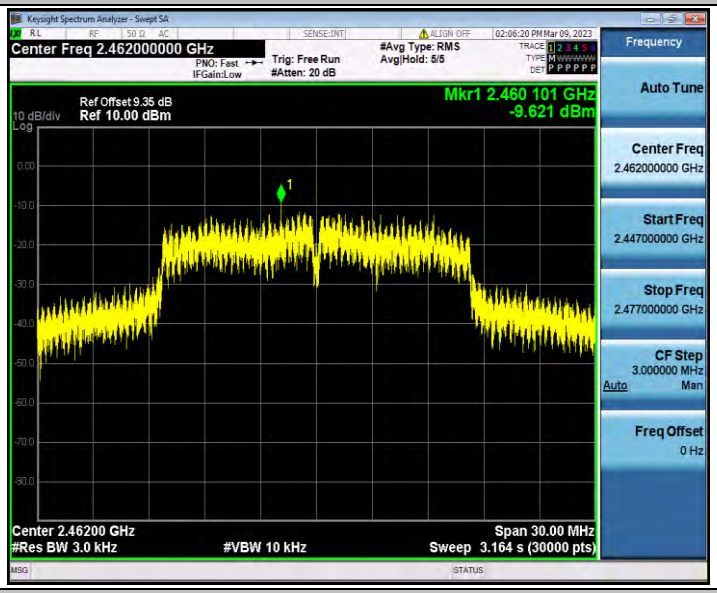

11N20SISO_Ant1_2412

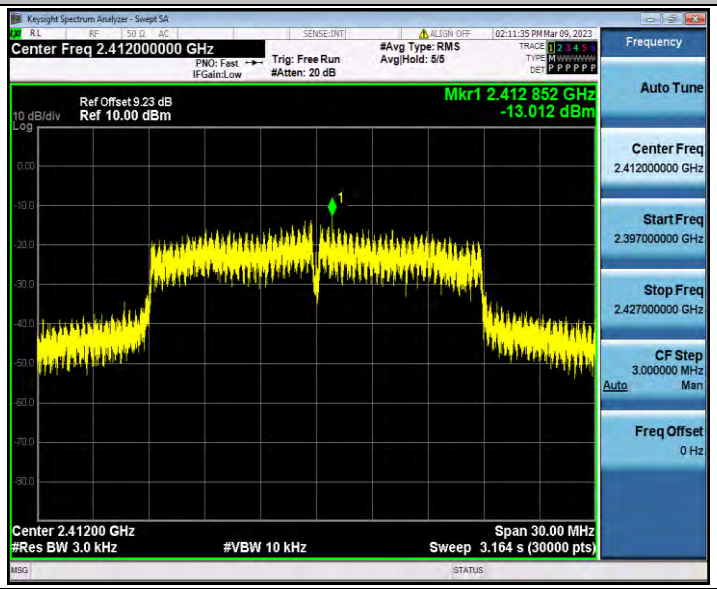

11N20SISO_Ant1_2437

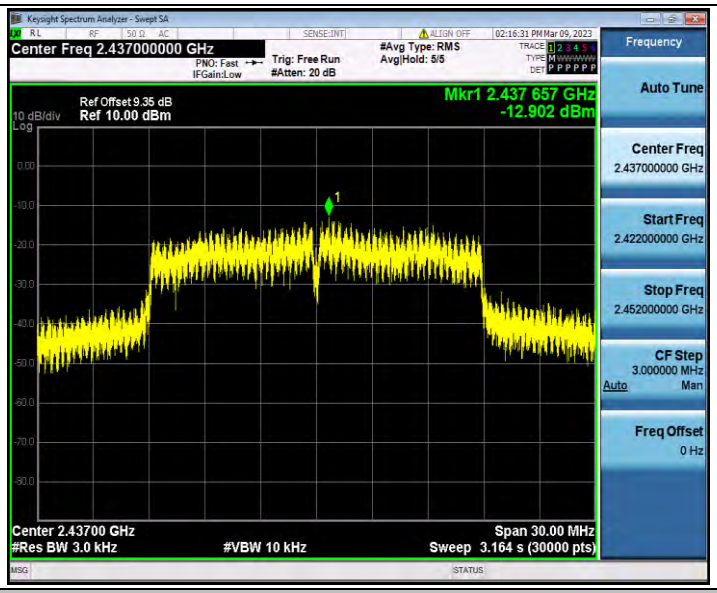

11N20SISO_Ant1_2462

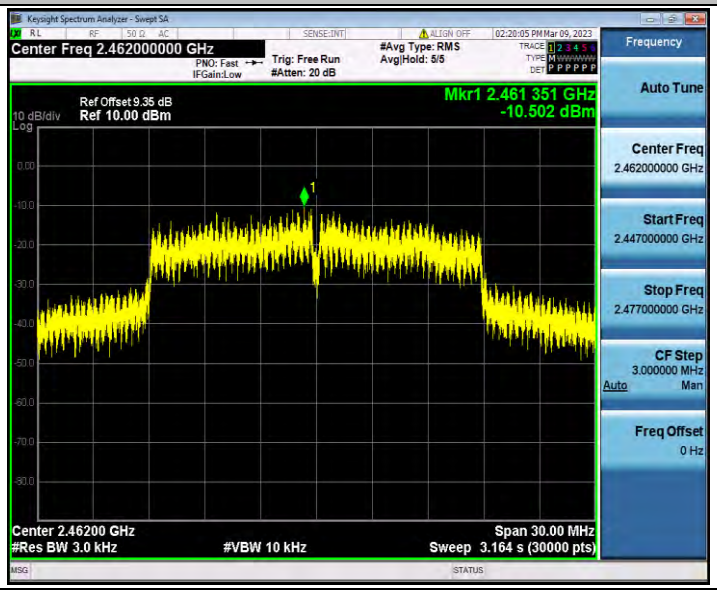

Appendix C.5: Band edge measurements

Test Result

TestMode	Antenna	ChName	Frequency[MHz]	RefLevel[dBm]	Result[dBm]	Limit[dBm]	Verdict
11B	Ant1	Low	2412	2.27	-41.82	≤-17.73	PASS
		High	2462	4.38	-47.78	≤-15.62	PASS
11G	Ant1	Low	2412	-8.31	-48.51	≤-28.31	PASS
		High	2462	3.08	-28.26	≤-16.92	PASS
11N20SISO	Ant1	Low	2412	1.19	-22.24	≤-18.81	PASS
		High	2462	3.99	-26.86	≤-16.01	PASS

Test Graphs

11B_Ant1_Low_2412

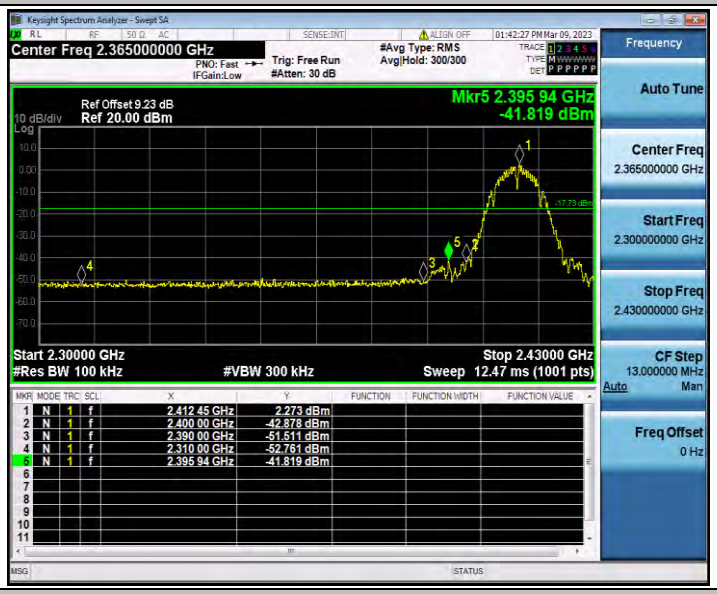

11B_Ant1_High_2462

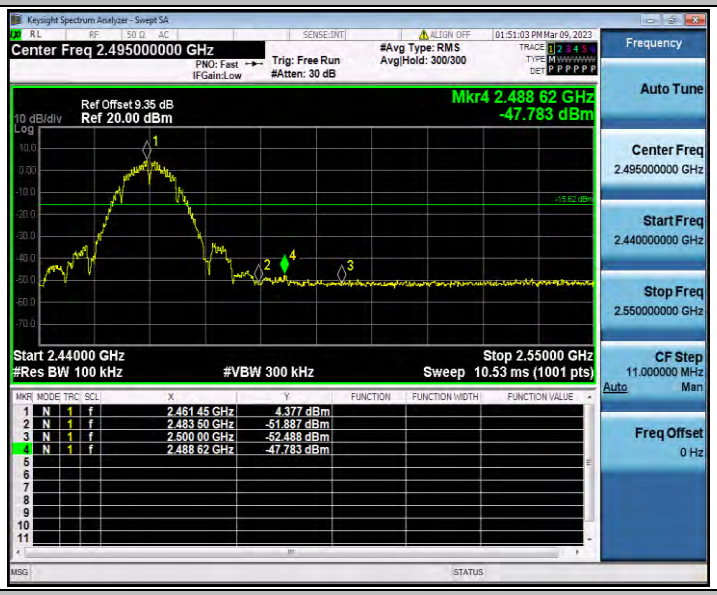

11G_Ant1_Low_2412

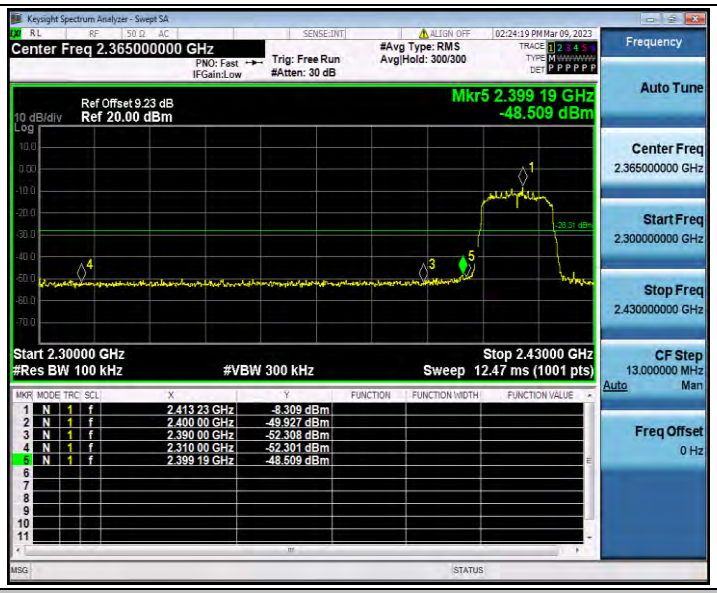

11G_Ant1_High_2462

11N20SISO_Ant1_Low_2412

11N20SISO_Ant1_High_2462

Appendix C.6: Conducted Spurious Emission

Test Result

TestMode	Antenna	Frequency[MHz]	FreqRange [Mhz]	RefLevel [dBm]	Result [dBm]	Limit [dBm]	Verdict
11B	Ant1	2412	Reference	0.74	0.74	---	PASS
			30~1000	0.74	-22.51	≤-19.26	PASS
			1000~26500	0.74	-46.29	≤-19.26	PASS
		2437	Reference	0.59	0.59	---	PASS
			30~1000	0.59	-31.69	≤-19.41	PASS
			1000~26500	0.59	-29.54	≤-19.41	PASS
		2462	Reference	2.06	2.06	---	PASS
			30~1000	2.06	-22.11	≤-17.94	PASS
			1000~26500	2.06	-34.08	≤-17.94	PASS
11G	Ant1	2412	Reference	1.16	1.16	---	PASS
			30~1000	1.16	-47.33	≤-18.84	PASS
			1000~26500	1.16	-33.55	≤-18.84	PASS
		2437	Reference	-2.18	-2.18	---	PASS
			30~1000	-2.18	-50.87	≤-22.18	PASS
			1000~26500	-2.18	-47.88	≤-22.18	PASS
		2462	Reference	0.55	0.55	---	PASS
			30~1000	0.55	-51.38	≤-19.45	PASS
			1000~26500	0.55	-47.28	≤-19.45	PASS
11N20SISO	Ant1	2412	Reference	0.82	0.82	---	PASS
			30~1000	0.82	-50.2	≤-19.18	PASS
			1000~26500	0.82	-47.61	≤-19.18	PASS
		2437	Reference	-1.80	-1.80	---	PASS
			30~1000	-1.80	-50.14	≤-21.8	PASS
			1000~26500	-1.80	-39.16	≤-21.8	PASS
		2462	Reference	1.92	1.92	---	PASS
			30~1000	1.92	-49.88	≤-18.08	PASS
			1000~26500	1.92	-47.56	≤-18.08	PASS

Test Graphs

11B_Ant1_2412_0~Reference

11B_Ant1_2412_30~1000

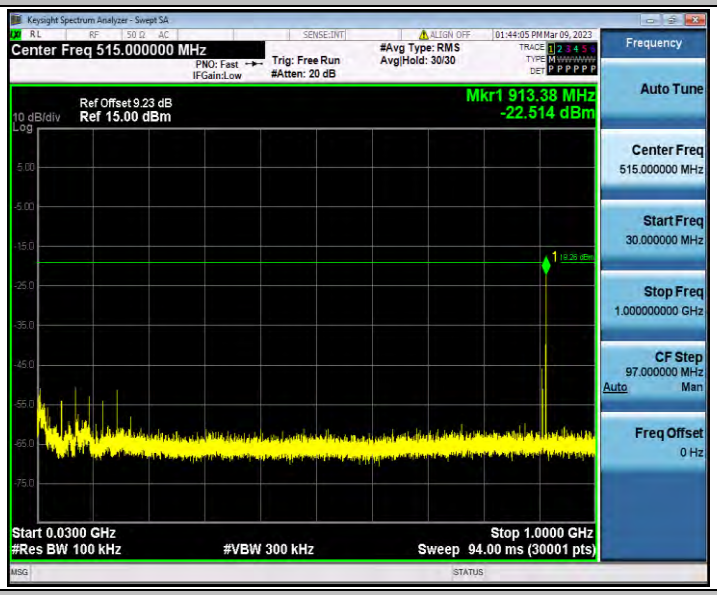

11B_Ant1_2412_1000~26500

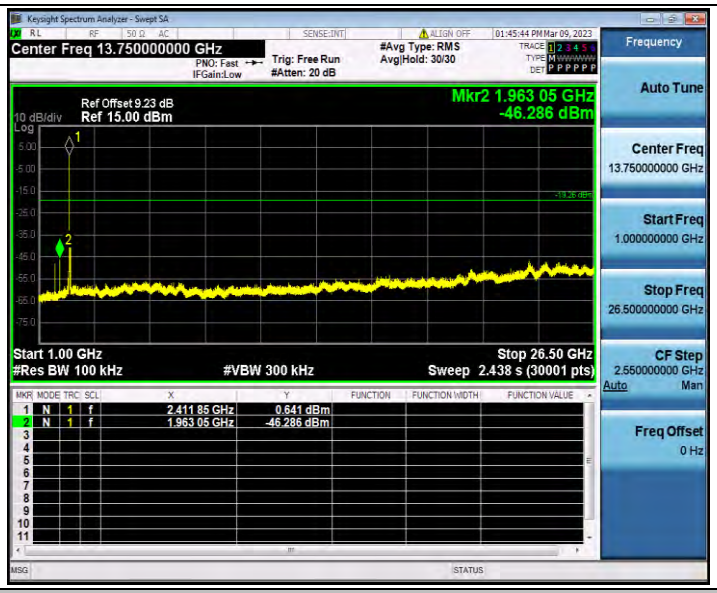

11B_Ant1_2437_0~Reference

11B_Ant1_2437_30~1000

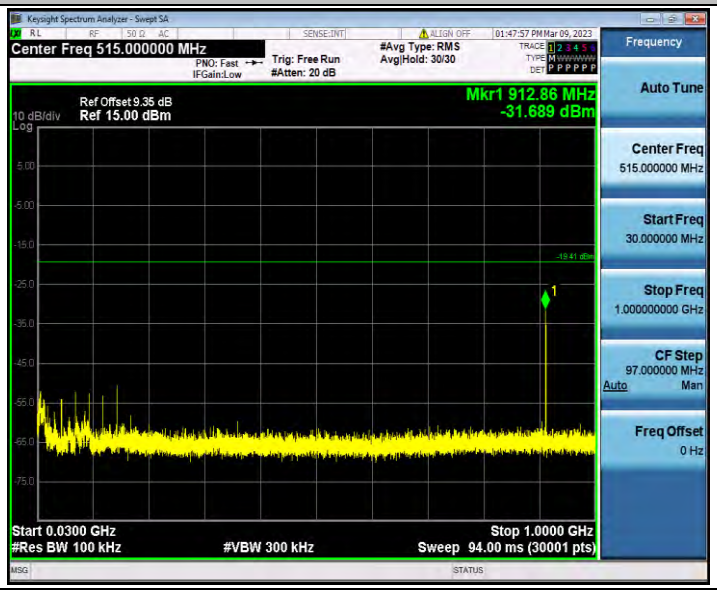

11B_Ant1_2437_1000~26500

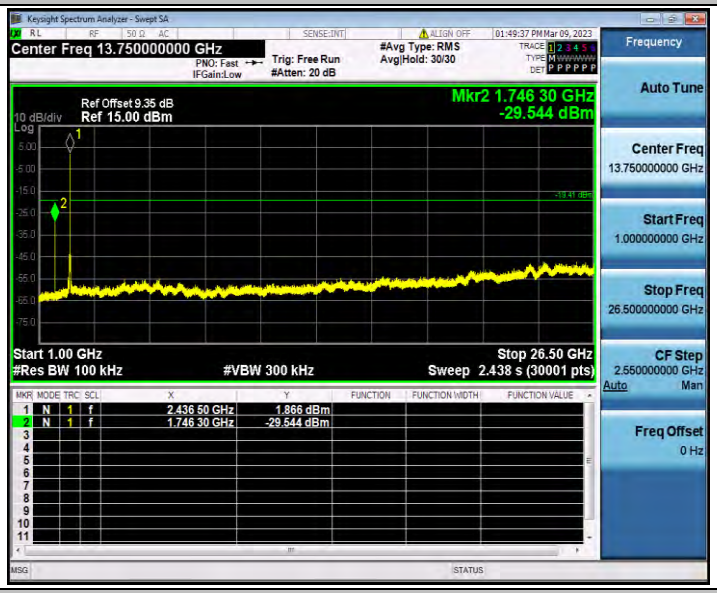

11B_Ant1_2462_0~Reference

11B_Ant1_2462_30~1000

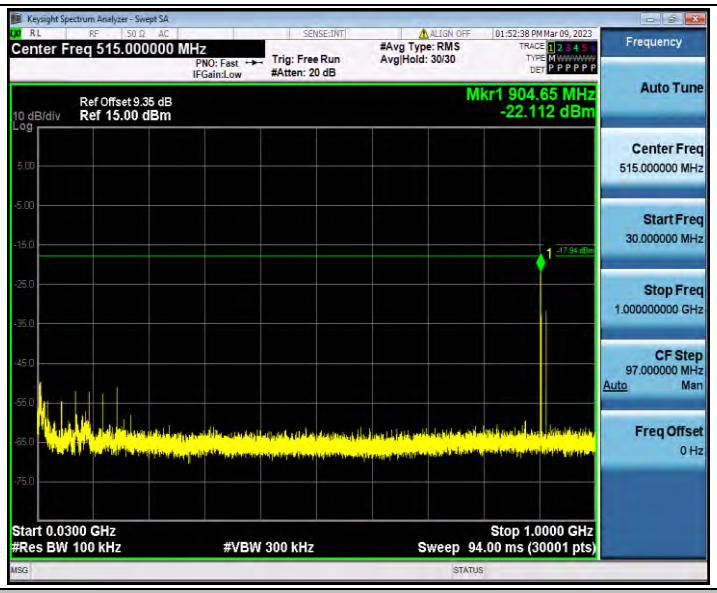

11B_Ant1_2462_1000~26500

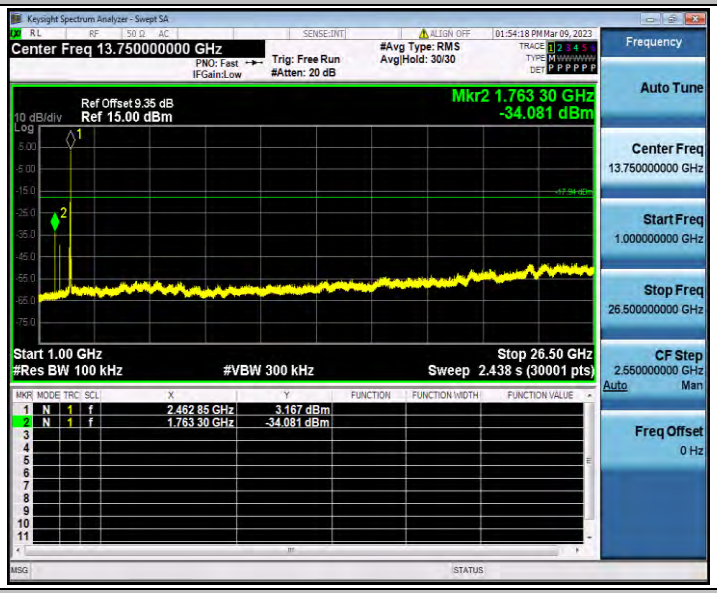

11G_Ant1_2412_0~Reference

11G_Ant1_2412_30~1000

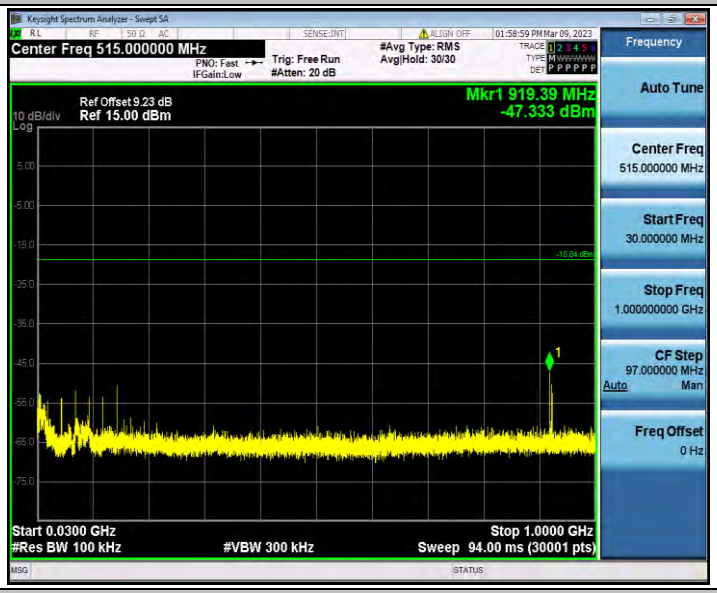

11G_Ant1_2412_1000~26500

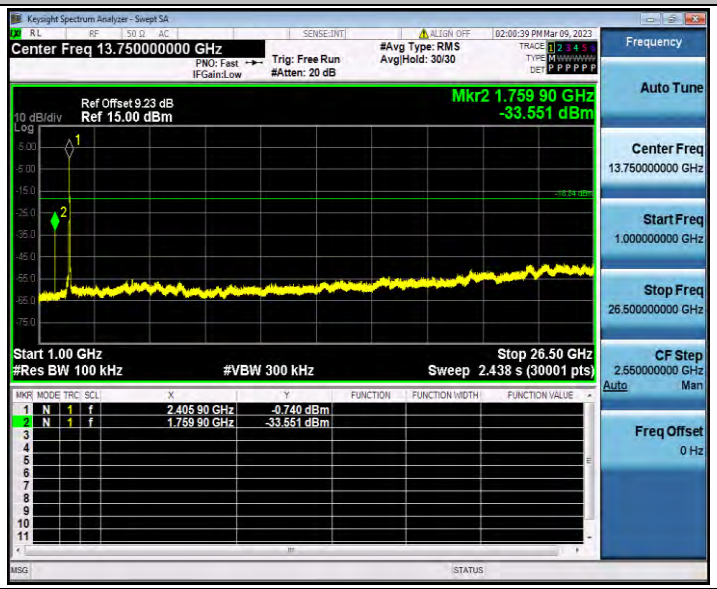

11G_Ant1_2437_0~Reference

11G_Ant1_2437_30~1000

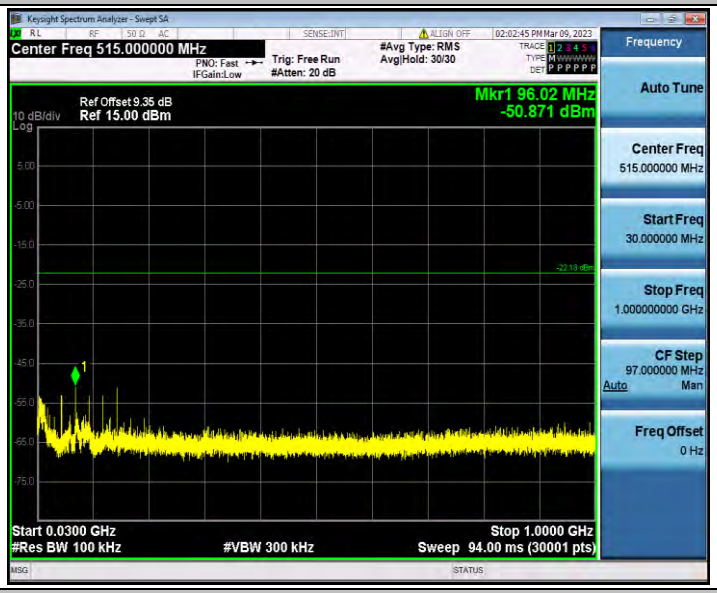

11G_Ant1_2437_1000~26500

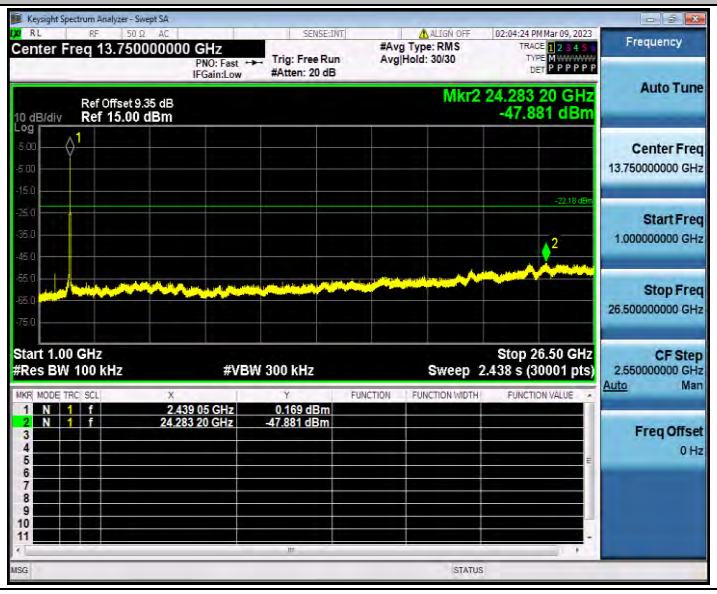

11G_Ant1_2462_0~Reference

11G_Ant1_2462_30~1000

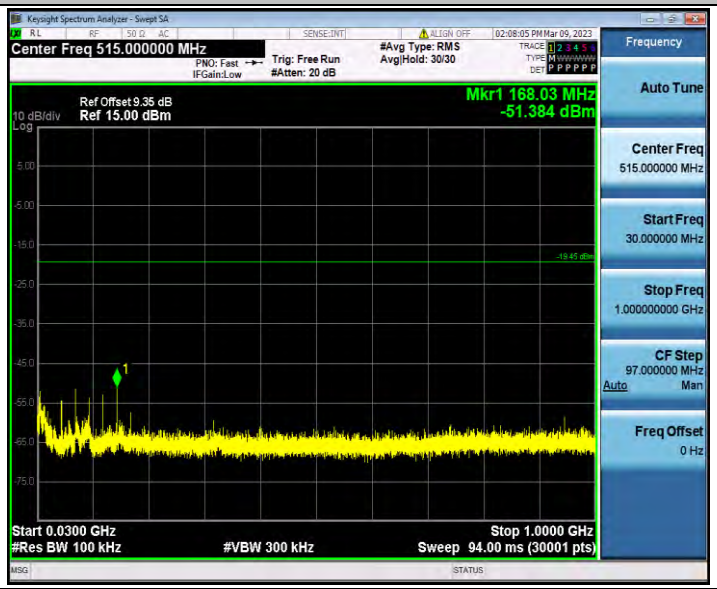

11G_Ant1_2462_1000~26500

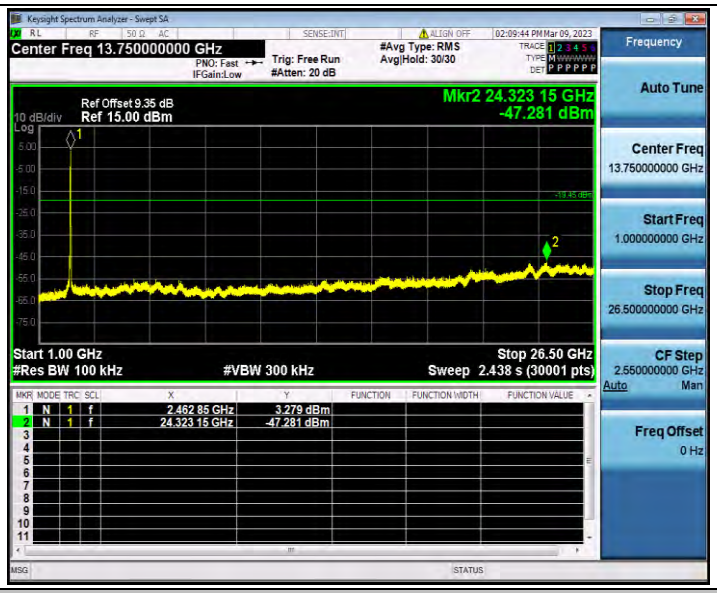

11N20SISO_Ant1_2412_0~Reference

11N20SISO_Ant1_2412_30~1000

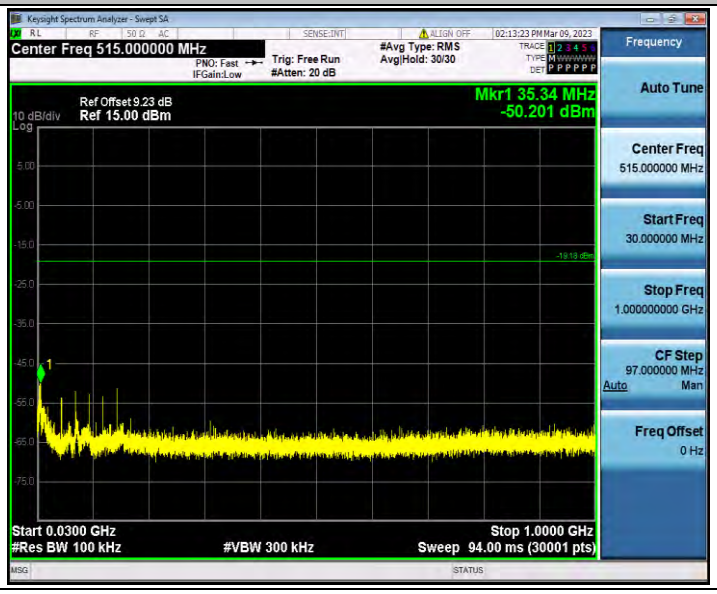

11N20SISO_Ant1_2412_1000~26500

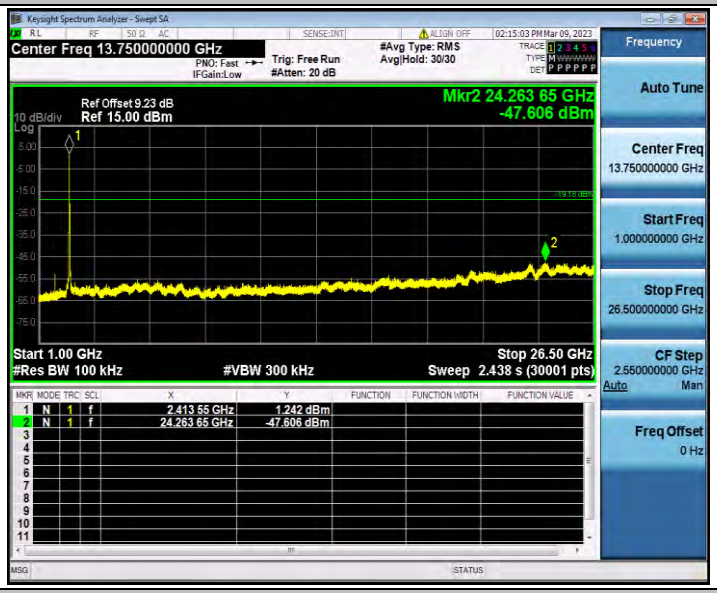

11N20SISO_Ant1_2437_0~Reference

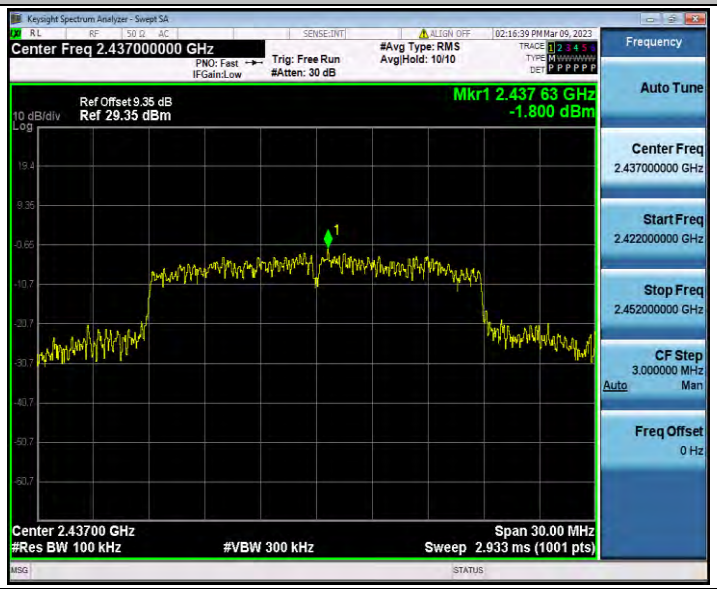

11N20SISO_Ant1_2437_30~1000

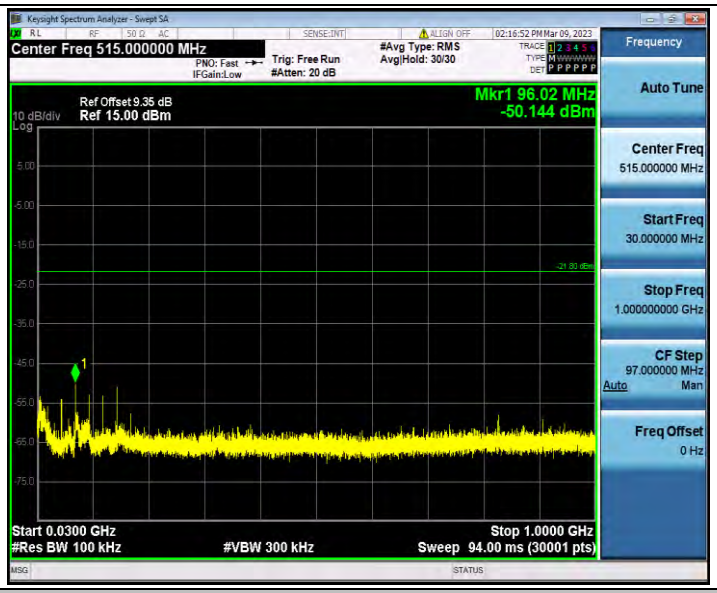

11N20SISO_Ant1_2437_1000~26500

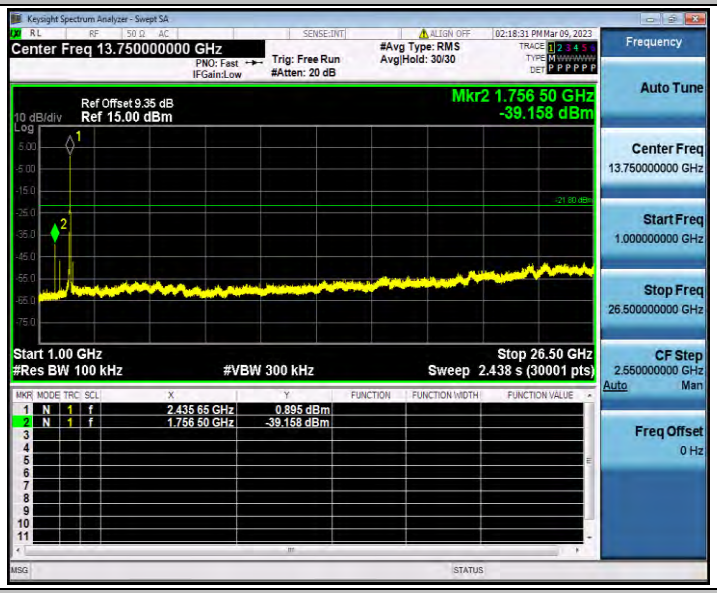

11N20SISO_Ant1_2462_0~Reference

11N20SISO_Ant1_2462_30~1000
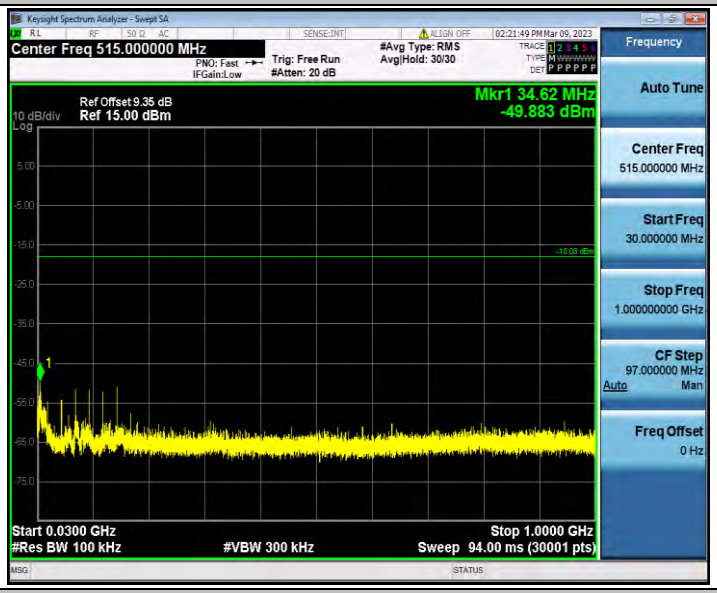
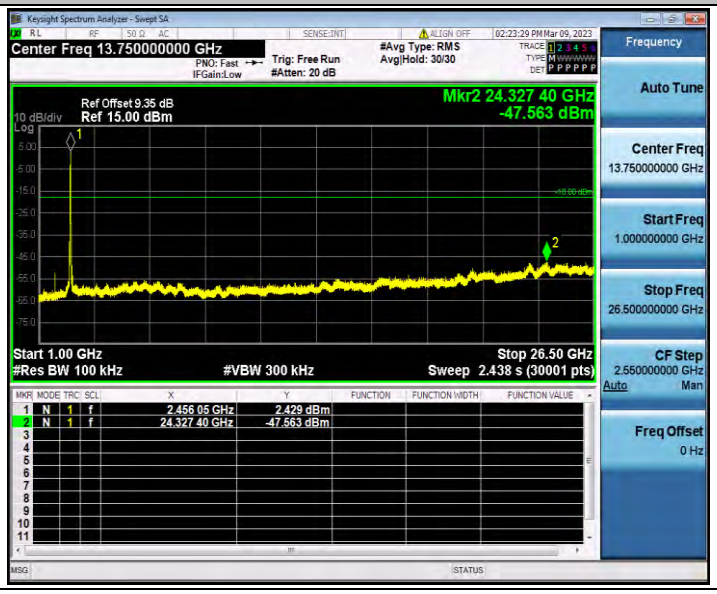
11N20SISO_Ant1_2462_1000~26500