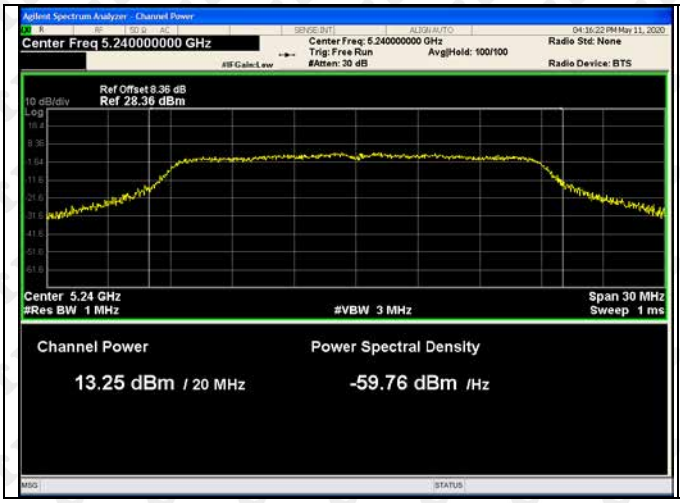

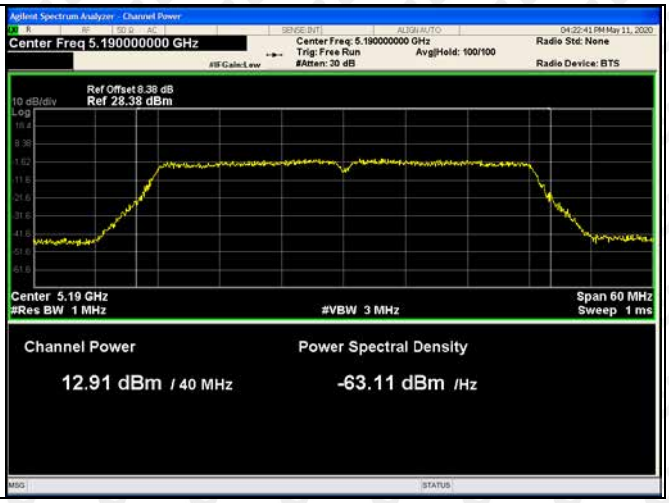

802.11ac(VH40)-5230

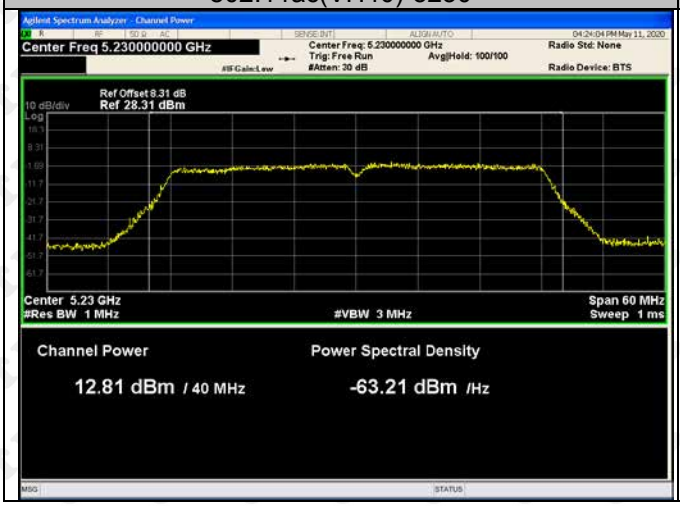

802.11ac(VH80)-5210

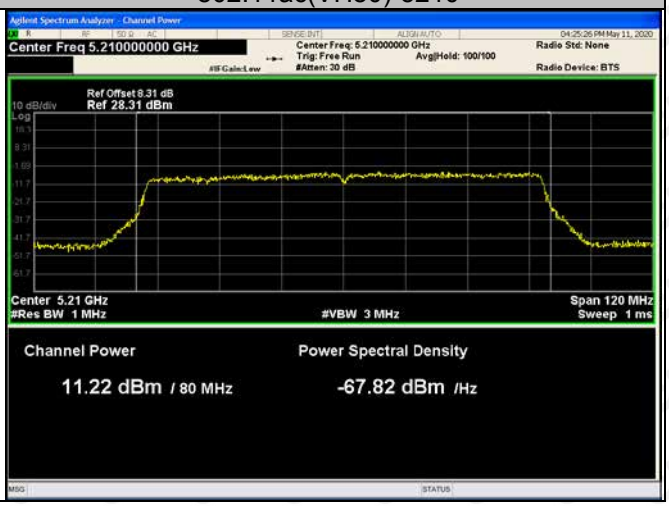

5250-5350MHz

802.11a-5260

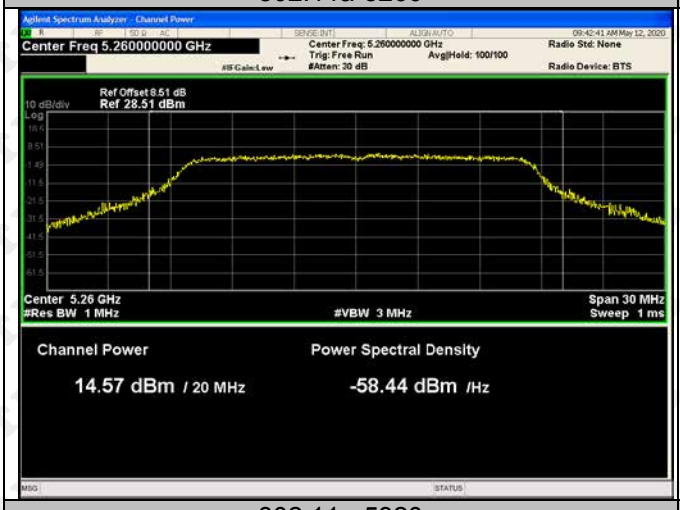

802.11a-5280

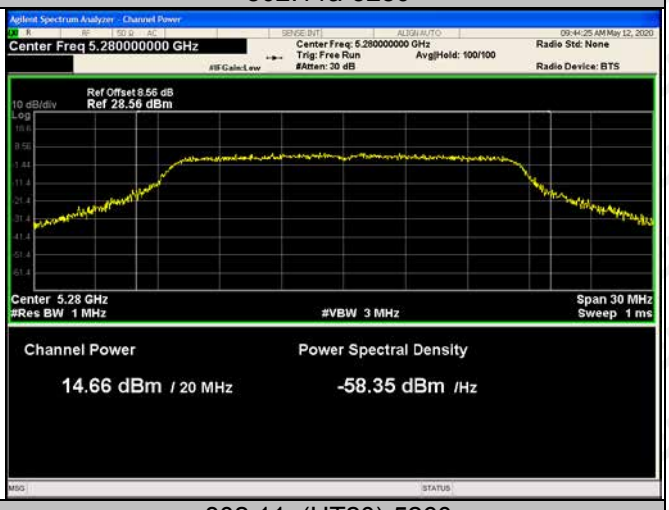

802.11a-5320 | 802.11n(HT20)-5260

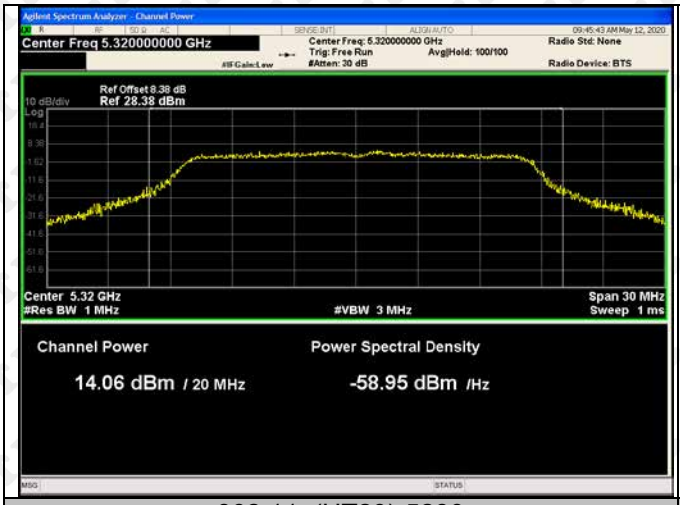

802.11n(HT20)-5280

802.11n(HT20)-5320

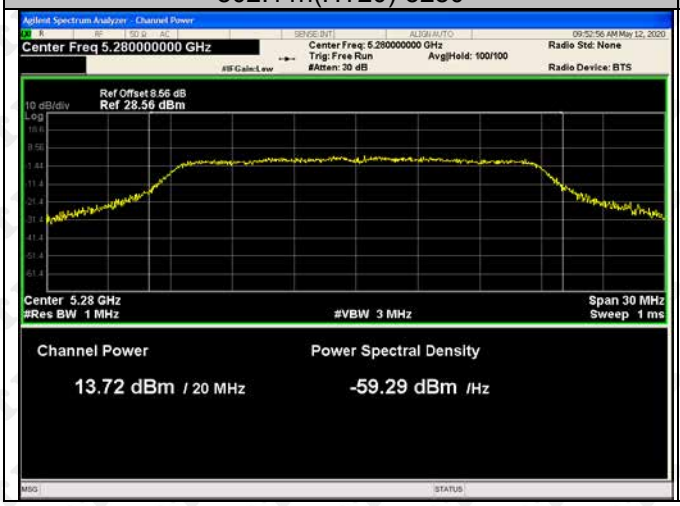

802.11n(HT40)-5270

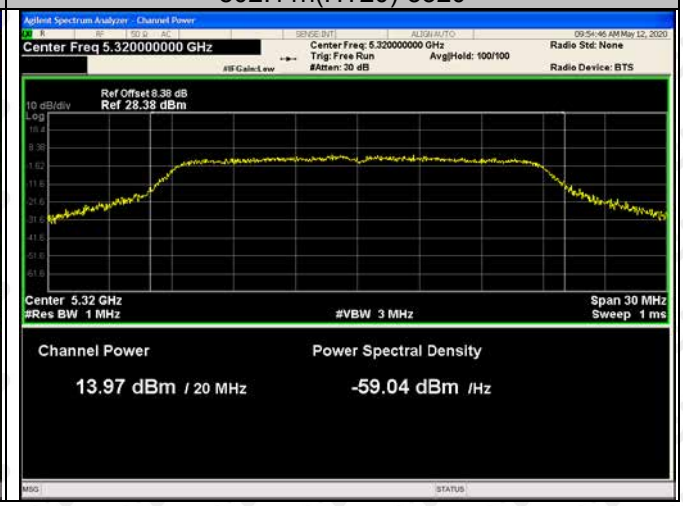

802.11n(HT40)-5310

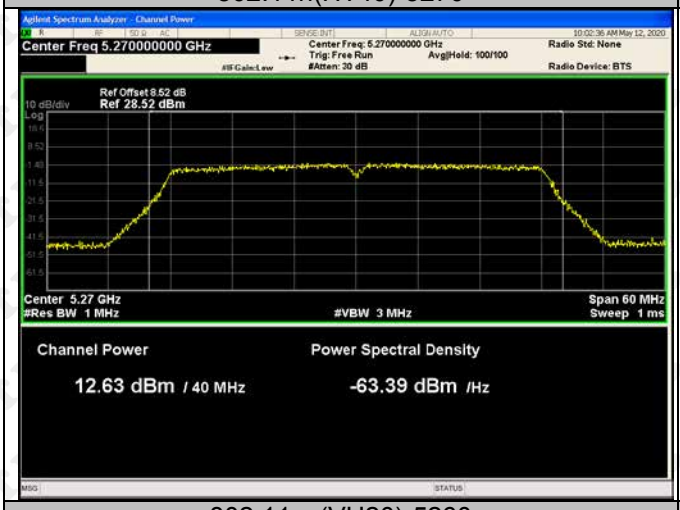

802.11ac(VH20)-5260

802.11ac(VH20)-5280

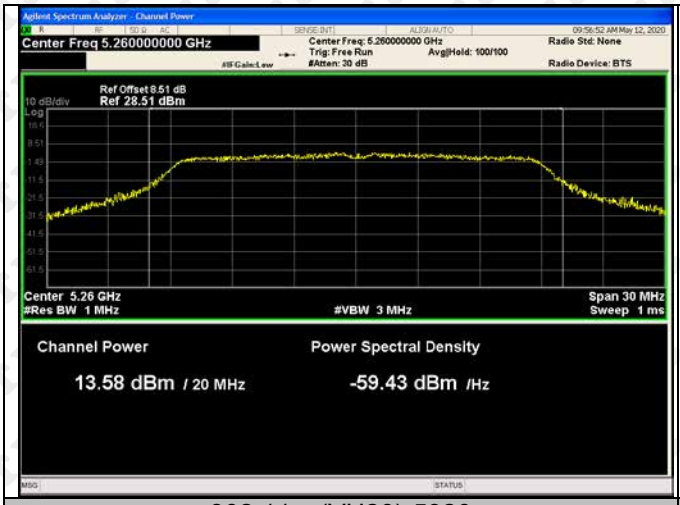

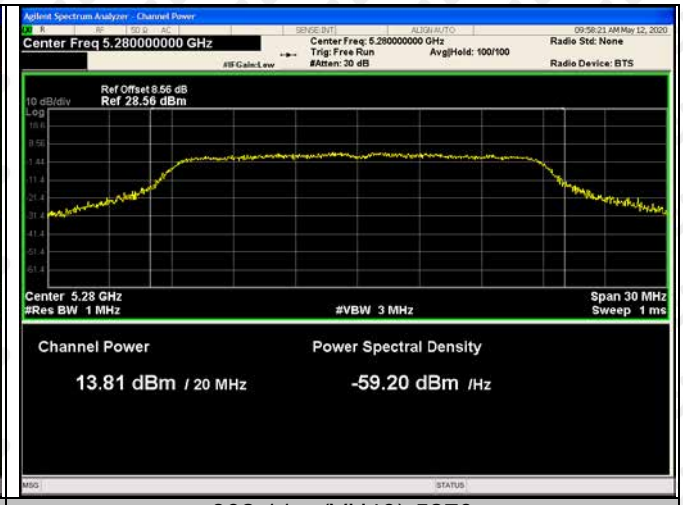

802.11ac(VH20)-5320

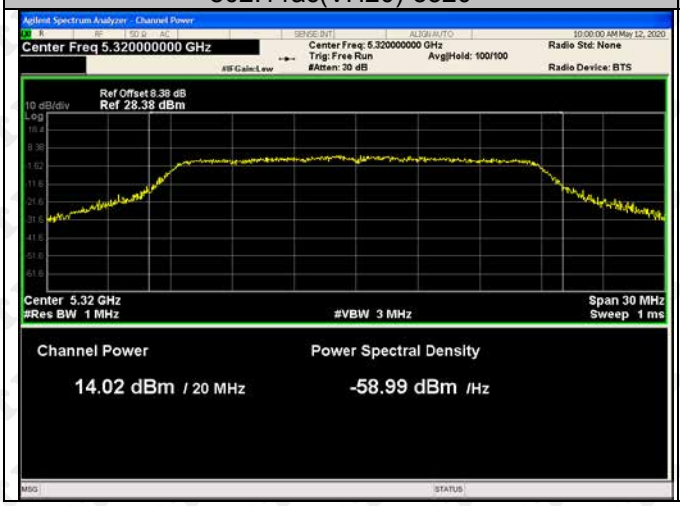

802.11ac(VH40)-5270

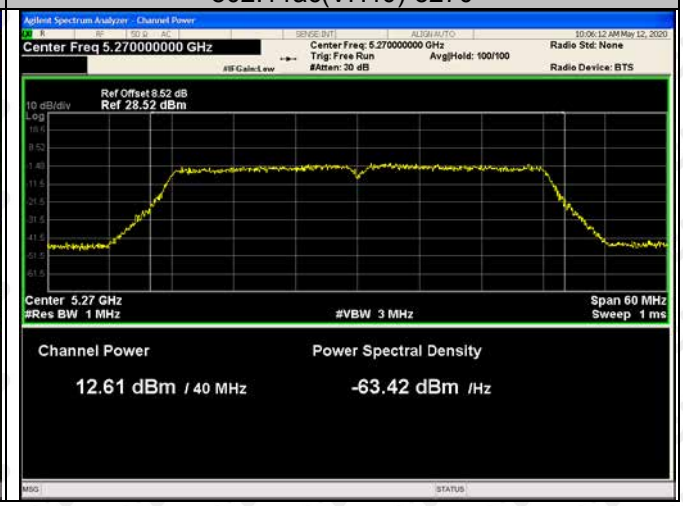

802.11ac(VH40)-5310

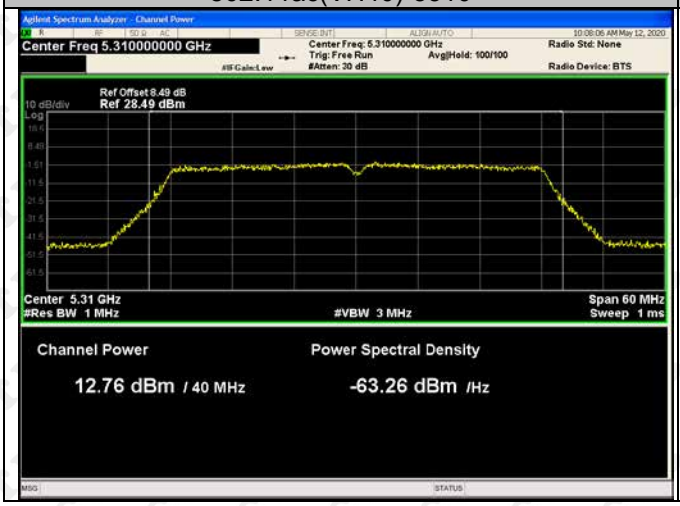

802.11ac(VH80)-5290

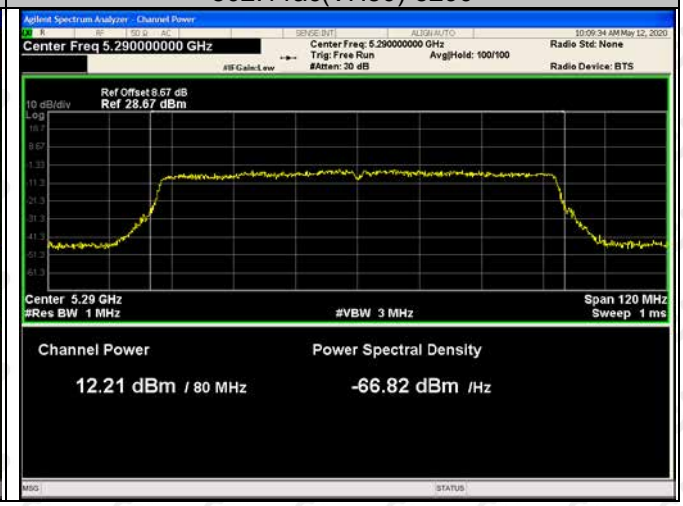

5470-5725MHz

802.11a-5500

802.11a-5580

802.11a-5700

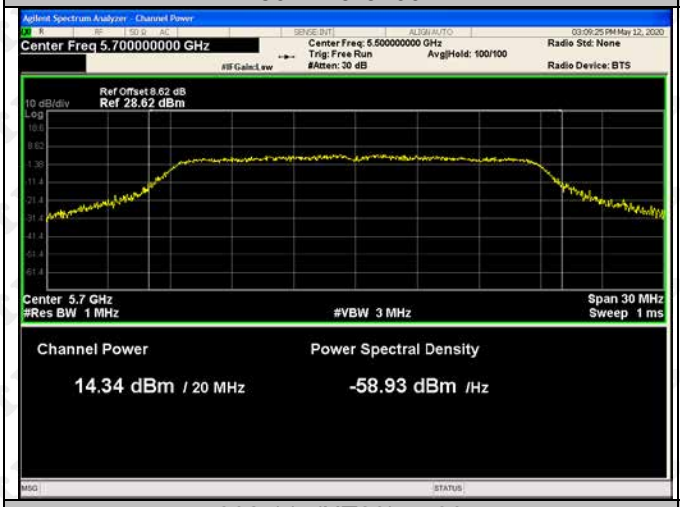

802.11n(HT20)-5500

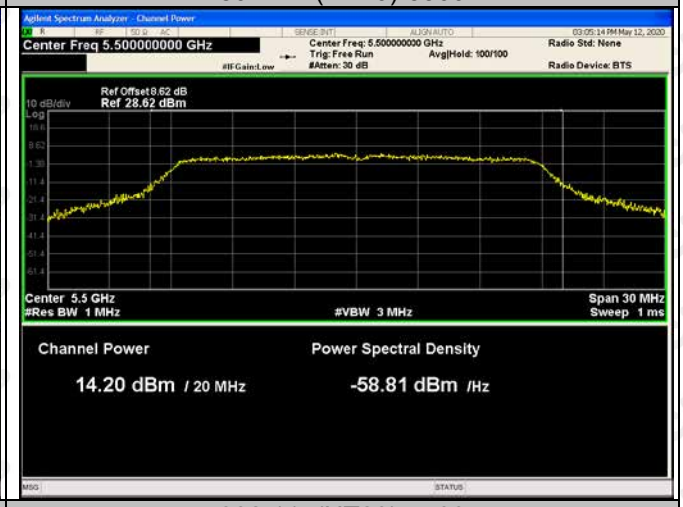

802.11n(HT20)-5580

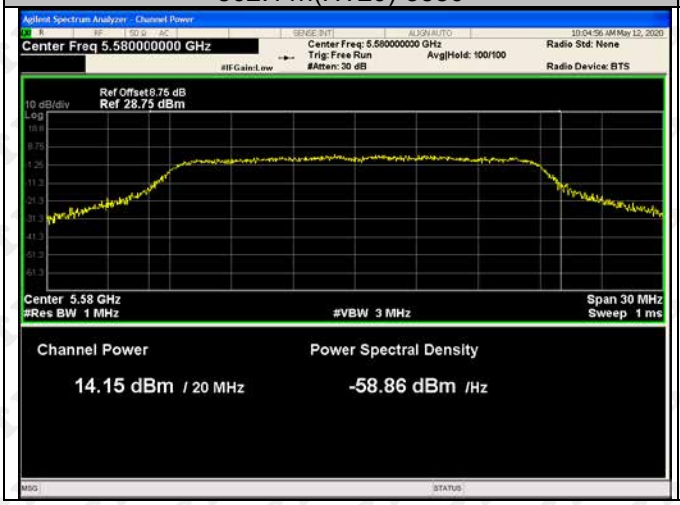

802.11n(HT20)-5700

802.11n(HT40)-5510

802.11n(HT40)-5670

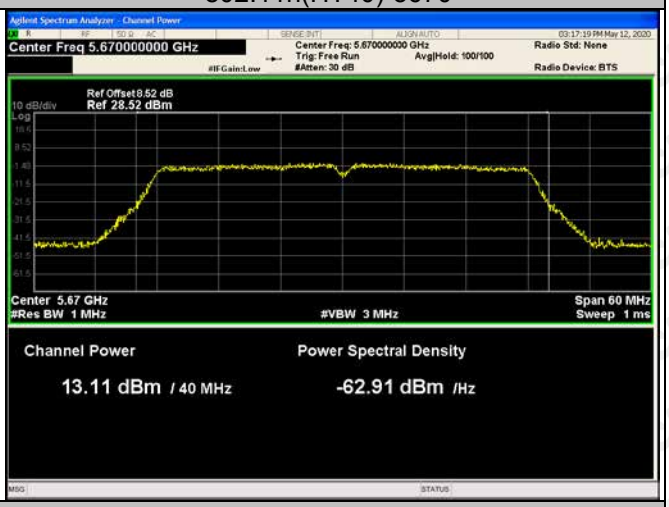

802.11ac(VH20)-5500

802.11ac(VH20)-5580

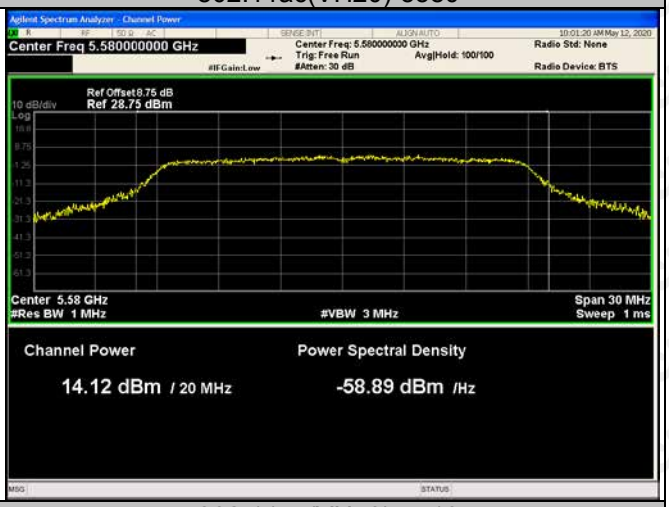

802.11ac(VH20)-5700

802.11ac(VH40)-5510

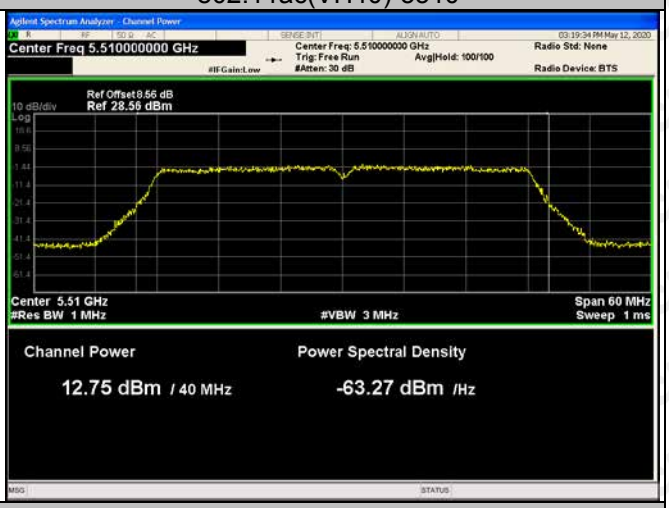

802.11ac(VH40)-5670

802.11ac(VH80)-5530

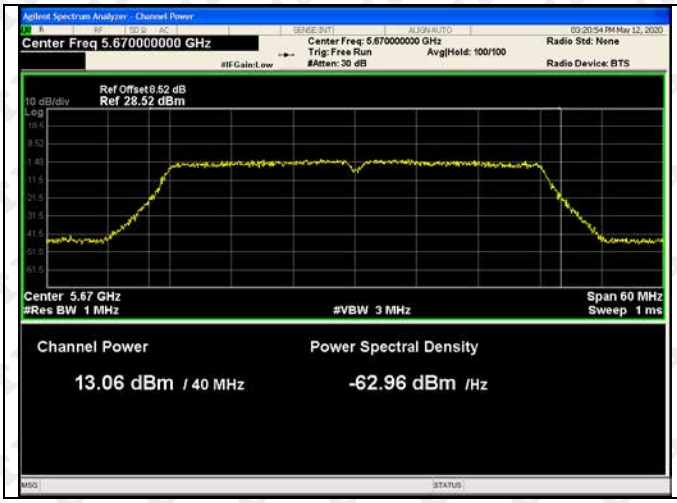

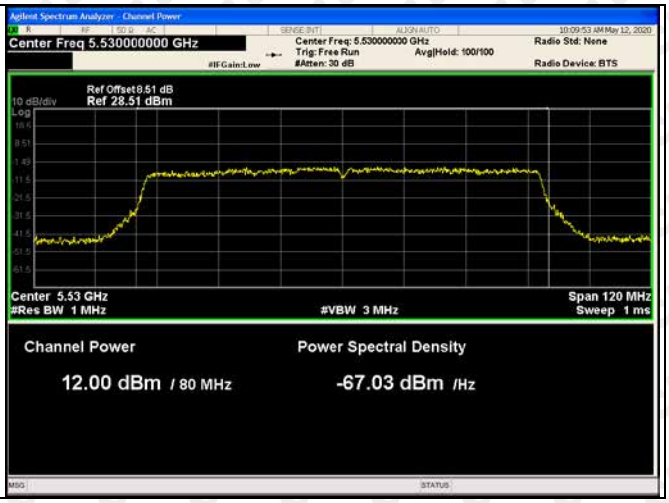

5725-5850MHz

802.11a-5745

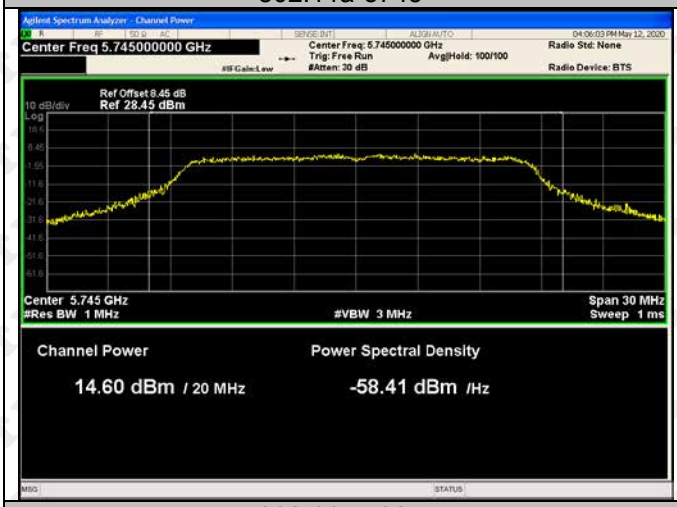

802.11a-5785

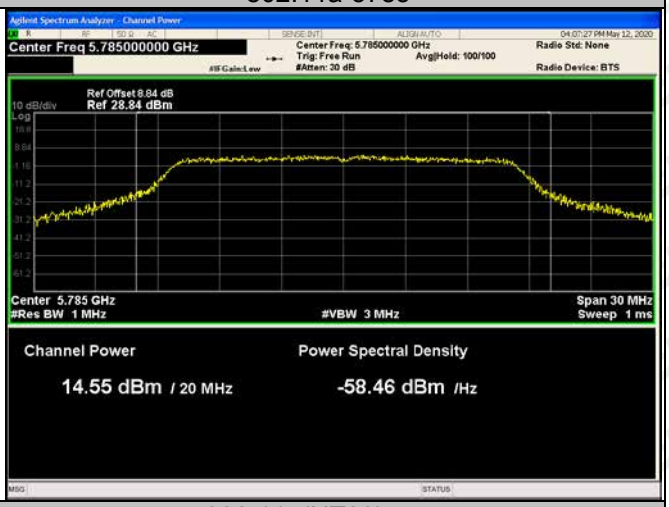

802.11a-5825

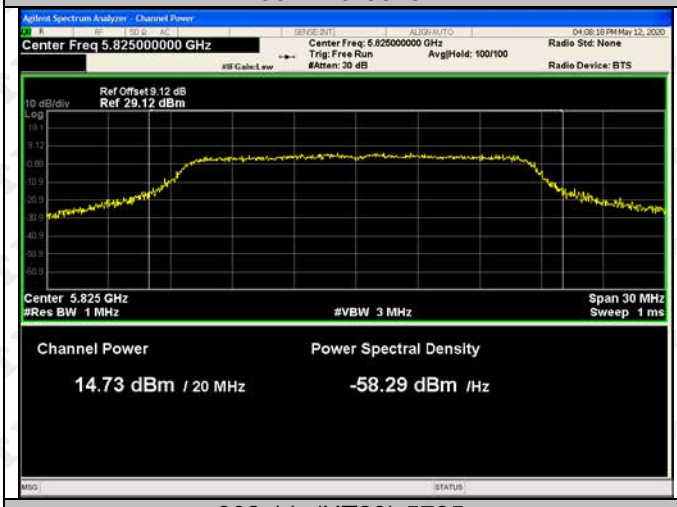

802.11n(HT20)-5745

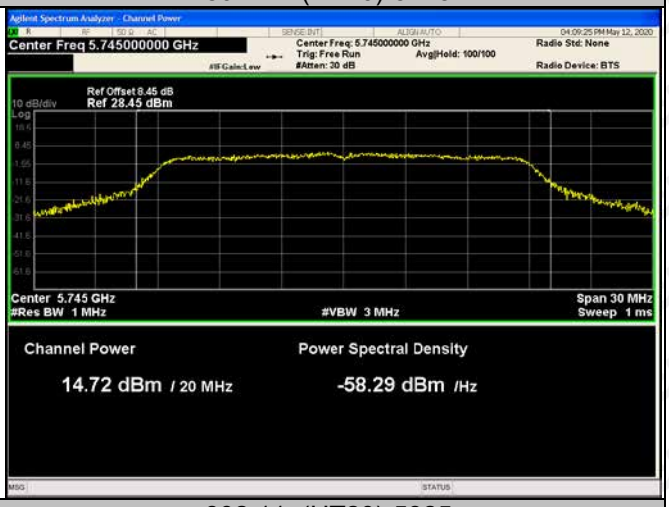

802.11n(HT20)-5785

802.11n(HT20)-5825

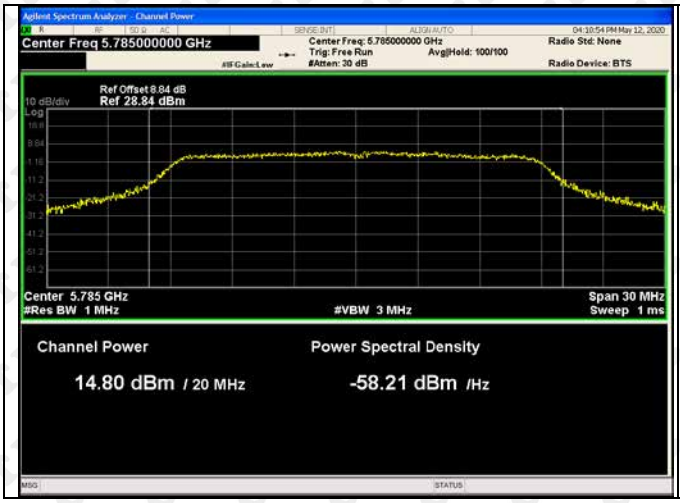

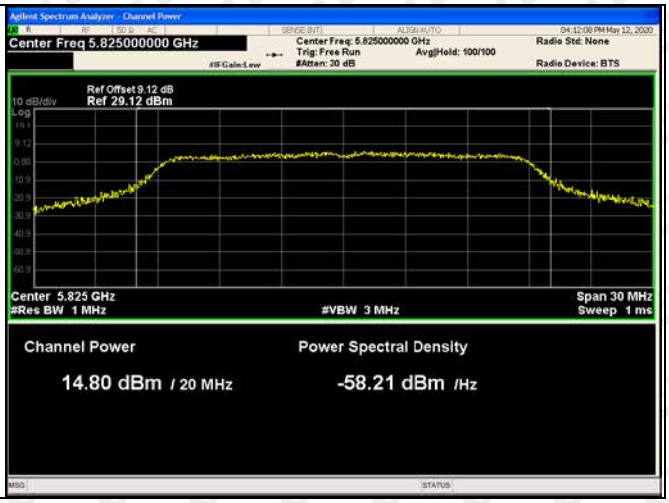

802.11n(HT40)-5755

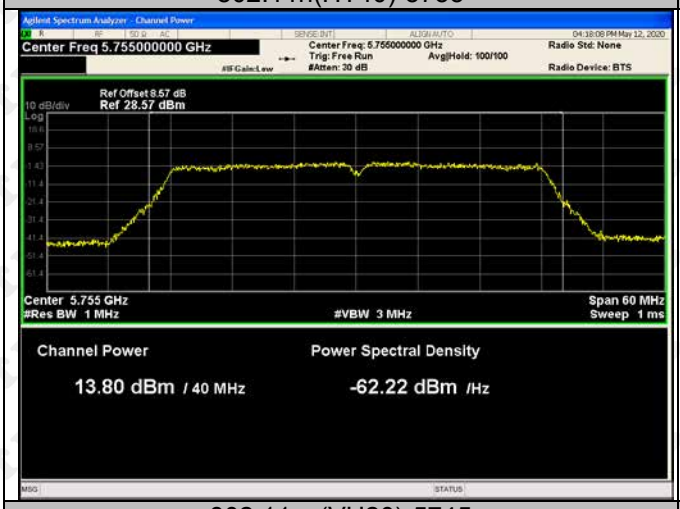

802.11n(HT40)-5795

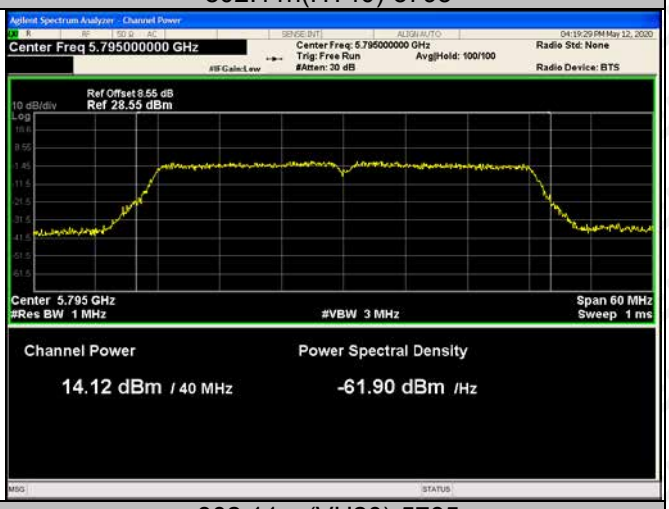

802.11ac(VH20)-5745

802.11ac(VH20)-5785

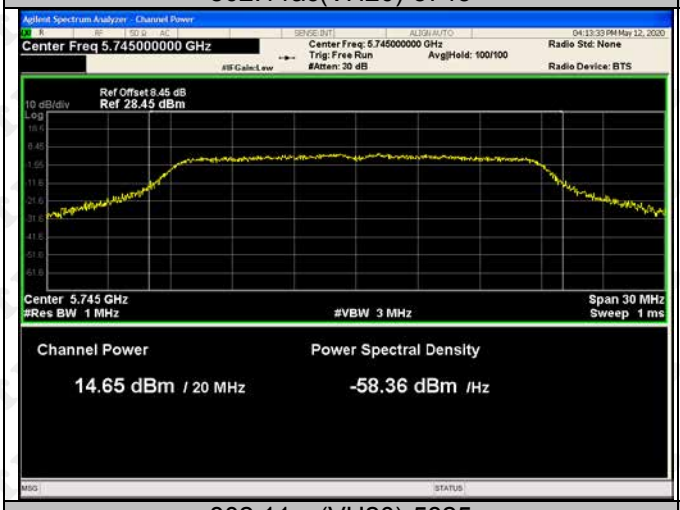

802.11ac(VH20)-5825

802.11ac(VH40)-5755

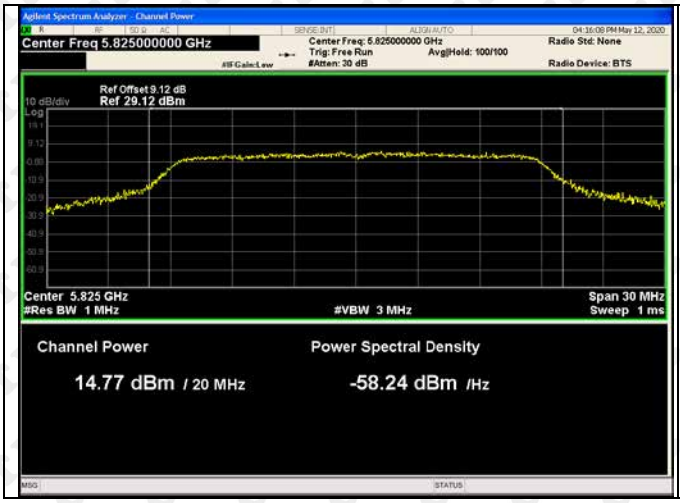

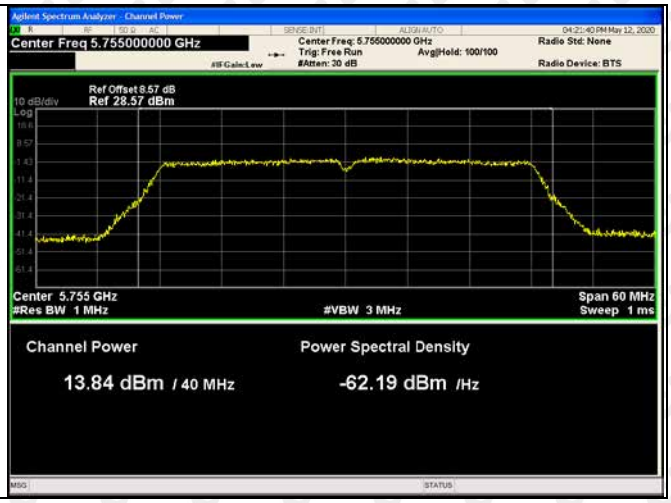

802.11ac(VH40)-5795

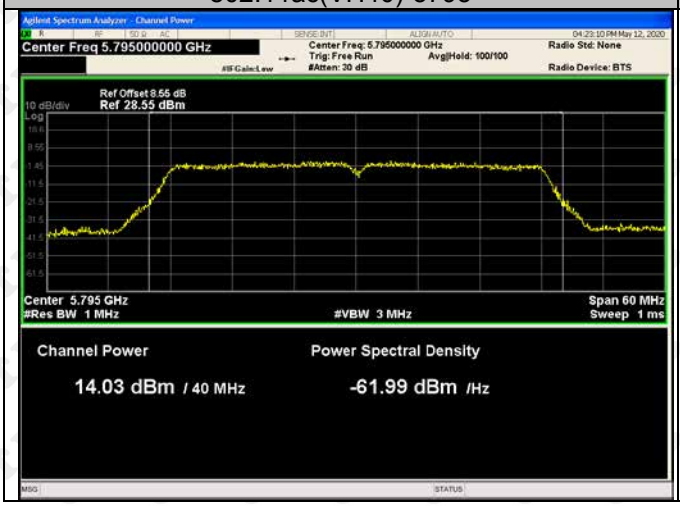

802.11ac(VH80)-5775

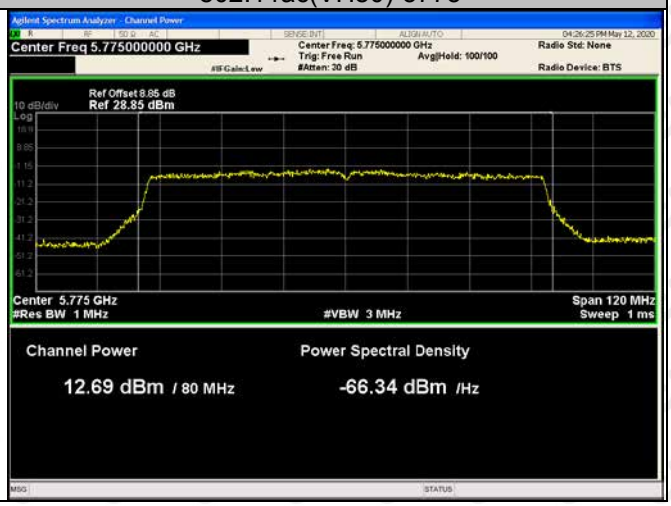

10. EMISSION BANDWIDTH& OCCUPIED BANDWIDTH

10.1 Block Diagram Of Test Setup

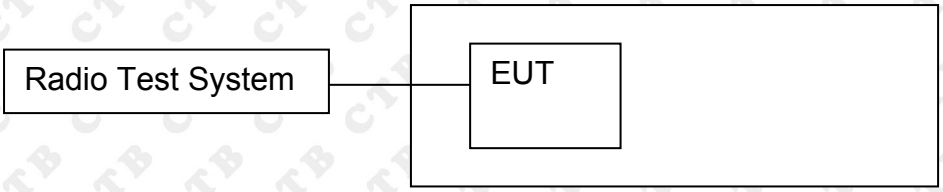

10.2 Limits

(1) For the band 5.15-5.25 GHz.

(iv) For mobile and portable client devices in the 5.15-5.25 GHz band, the maximum conducted output power over the frequency band of operation shall not exceed 250 mW provided the maximum antenna gain does not exceed 6 dBi. In addition, the maximum power spectral density shall not exceed 11 dBm in any 1 megahertz band. If transmitting antennas of directional gain greater than 6 dBi are used, both the maximum conducted output power and the maximum power spectral density shall be reduced by the amount in dB that the directional gain of the antenna exceeds 6 dBi.
(2) For the 5.25-5.35 GHz and 5.47-5.725 GHz bands, the maximum conducted output power over the frequency bands of operation shall not exceed the lesser of 250 mW or 11 dBm + 10 log B, where B is the 26 dB emission bandwidth in megahertz. In addition, the maximum power spectral density shall not exceed 11 dBm in any 1 megahertz band. If transmitting antennas of directional gain greater than 6 dBi are used, both the maximum conducted output power and the maximum power spectral density shall be reduced by the amount in dB that the directional gain of the antenna exceeds 6 dBi.

(3) For the band 5.725-5.85 GHz, the maximum conducted output power over the frequency band of operation shall not exceed 1 W. In addition, the maximum power spectral density shall not exceed 30 dBm in any 500-kHz band. If transmitting antennas of directional gain greater than 6 dBi are used, both the maximum conducted output power and the maximum power spectral density shall be reduced by the amount in dB that the directional gain of the antenna exceeds 6 dBi. However, fixed point-to-point U-NII devices operating in this band may employ transmitting antennas with directional gain greater than 6 dBi without any corresponding reduction in transmitter conducted power. Fixed, point-to-point operations exclude the use of point-to-multipoint systems, omnidirectional applications, and multiple collocated transmitters transmitting the same information. The operator of the U-NII device, or if the equipment is professionally installed, the installer, is responsible for ensuring that systems employing high gain directional antennas are used exclusively for fixed, point-to-point operations.
(e) Within the 5.725-5.85 GHz band, the minimum 6 dB bandwidth of U-NII devices shall be at least 500 kHz.

10.3 Test Procedure

According to KDB789033 D02v02r01 sectionE, the following is the measurement procedure.

1. Emission Bandwidth (EBW)
a) Set RBW = approximately 1% of the emission bandwidth.
b) Set the VBW > RBW.
c) Detector = Peak.
d) Trace mode = max hold.
e) Measure the maximum width of the emission that is 26 dB down from the maximum of the emission. Compare this with the RBW setting of the analyzer. Readjust RBW and repeat measurement as needed until the RBW/EBW ratio is approximately 1%.
2. Minimum Emission Bandwidth for the band 5.725−5.85 GHz
Section 15.407(e) specifies the minimum 6 dB emission bandwidth of at least 500 kHz for the band 5.725−5.85 GHz. The following procedure shall be used for measuring this bandwidth:
a) Set RBW = 100 kHz.
b) Set the video bandwidth (VBW) ≥ 3 * RBW.

c) Detector = Peak.
d) Trace mode = max hold.
e) Sweep = auto couple.
f) Allow the trace to stabilize.
g) Measure the maximum width of the emission that is constrained by the frequencies associated with the two outermost amplitude points (upper and lower frequencies) that are attenuated by 6 dB relative to the maximum level measured in the fundamental emission.
Note: The automatic bandwidth measurement capability of a spectrum analyzer or EMI receiver may be employed if it implements the functionality described in this section. For devices that use channel aggregation refer to III.A and III.C for determining emission bandwidth.

D. 99% Occupied Bandwidth

The 99% occupied bandwidth is the frequency bandwidth such that, below its lower and above its upper frequency limits, the mean powers are each equal to 0.5% of the total mean power of the given emission. Measurement of the 99% occupied bandwidth is *required* only as a condition for using the optional band-edge measurement techniques described in II.G.3.d). Measurements of 99% occupied bandwidth may also optionally be used in lieu of the EBW to define the minimum frequency range over which the 789033 D02 General UNII Test Procedures New Rules v02r01 Page 4 spectrum is integrated when measuring maximum conducted output power as described in II.E. However, the EBW must be measured to determine bandwidth dependent limits on maximum conducted output power in accordance with Section 15.407(a).
The following procedure shall be used for measuring (99%) power bandwidth:

1. Set center frequency to the nominal EUT channel center frequency.

2. Set span = 1.5 times to 5.0 times the OBW.

3. Set RBW = 1% to 5% of the OBW

4. Set VBW ≥ 3 * RBW

5. Video averaging is not permitted. Where practical, a sample detection and single sweep mode shall be used. Otherwise, peak detection and max hold mode (until the trace stabilizes) shall be used.

6. Use the 99% power bandwidth function of the instrument (if available).

7. If the instrument does not have a 99% power bandwidth function, the trace data points are recovered and directly summed in power units. The recovered amplitude data points, beginning at the lowest frequency, are placed in a running sum until 0.5% of the total is reached; that frequency is recorded as the lower frequency. The process is repeated until 99.5% of the total is reached; that frequency is recorded as the upper frequency. The 99% occupied bandwidth is the difference between these two frequencies.

10.4 Test Results

Remark: This Report only show the test plots of the ANT1 worst case.

5150-5250MHz

Test mode	Test Channel (MHz)	26dB Bandwidth (MHz)	99% Bandwidth (MHz)	Result
802.11a	5180	20.6502	16.4625	Pass
	5200	20.2667	16.5424	Pass
	5240	20.9057	16.4717	Pass
802.11n(HT20)	5180	23.2962	17.7536	Pass
	5200	24.0556	17.7568	Pass
	5240	23.2673	17.7554	Pass
802.11n(HT40)	5190	40.3844	36.1599	Pass
	5230	39.7981	36.0842	Pass
802.11ac(VH20)	5180	81.8443	75.4724	Pass
	5200	23.2974	17.7605	Pass
	5240	23.4048	17.7485	Pass
802.11ac(VH40)	5190	22.5326	17.821	Pass
	5230	40.3172	36.1658	Pass
802.11ac(VH80)	5210	40.856	36.0863	Pass

5250-5350 MHz

Test mode	Test Channel (MHz)	26dB Bandwidth (MHz)	99% Bandwidth (MHz)	Result
802.11a	5260	20.4599	16.4744	Pass
	5280	20.2191	16.4645	Pass
	5320	20.3701	16.5367	Pass
802.11n(HT20)	5260	22.2701	17.7081	Pass
	5280	23.2597	17.7933	Pass
	5320	21.8212	17.7744	Pass
802.11n(HT40)	5270	40.523	36.1272	Pass
	5310	40.1224	36.1224	Pass
802.11ac(VH20)	5260	81.1638	75.5484	Pass
	5280	23.3393	17.768	Pass
	5320	23.2449	17.7343	Pass
802.11ac(VH40)	5270	22.7762	17.7307	Pass
	5310	40.1641	36.1077	Pass
802.11ac(VH80)	5290	40.1609	36.118	Pass

5470-5725 MHz

Test mode	Test Channel (MHz)	26dB Bandwidth (MHz)	99% Bandwidth (MHz)	Result
802.11a	5500	20.6845	16.5217	Pass
	5580	19.9171	16.4998	Pass
	5700	20.7034	16.4427	Pass
802.11n(HT20)	5500	22.9434	17.7815	Pass
	5580	22.1612	17.7529	Pass
	5700	21.7857	17.7484	Pass
802.11n(HT40)	5510	39.6272	36.1669	Pass
	5670	39.8657	36.1433	Pass
802.11ac(VH20)	5500	80.6908	75.7189	Pass
	5580	24.2025	17.7797	Pass
	5700	23.8733	17.7574	Pass
802.11ac(VH40)	5510	22.6124	17.786	Pass
	5670	39.9342	36.1709	Pass
802.11ac(VH80)	5530	39.9281	36.1426	Pass

5725-5850MHz

Test mode	Test Channel (MHz)	6dB Bandwidth (MHz)	99% Bandwidth (MHz)	Limit (MHz)
802.11a	5745	16.3843	16.4037	≥0.5
	5785	16.1053	16.3914	≥0.5
	5825	10.9782	16.4108	≥0.5
802.11n(HT20)	5745	17.59	17.6409	≥0.5
	5785	17.6109	17.6686	≥0.5
	5825	17.6071	17.7296	≥0.5
802.11n(HT40)	5755	36.3212	36.1551	≥0.5
	5795	36.2959	36.195	≥0.5
802.11ac(VH20)	5745	72.2505	75.4958	≥0.5
	5785	17.6207	17.6728	≥0.5
	5825	16.3034	17.6538	≥0.5
802.11ac(VH40)	5755	17.2632	17.6943	≥0.5
	5795	36.3051	36.1722	≥0.5
802.11ac(VH80)	5775	33.4008	36.1627	≥0.5

Test Graph
ANT 1
5150-5250MHz

802.11a-5180

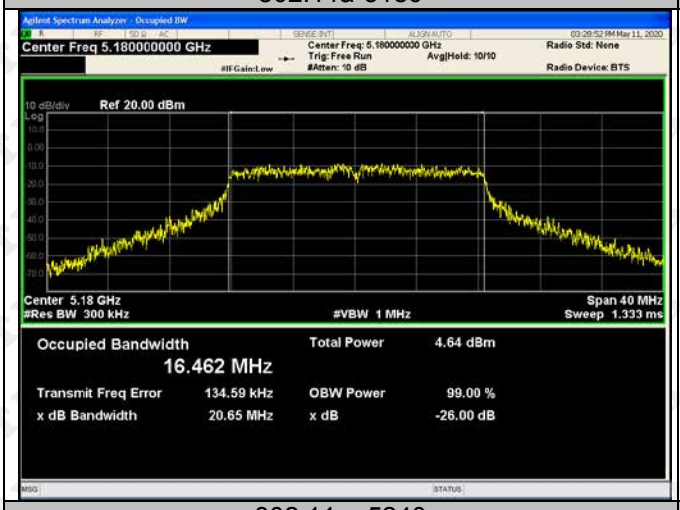

802.11a -5200

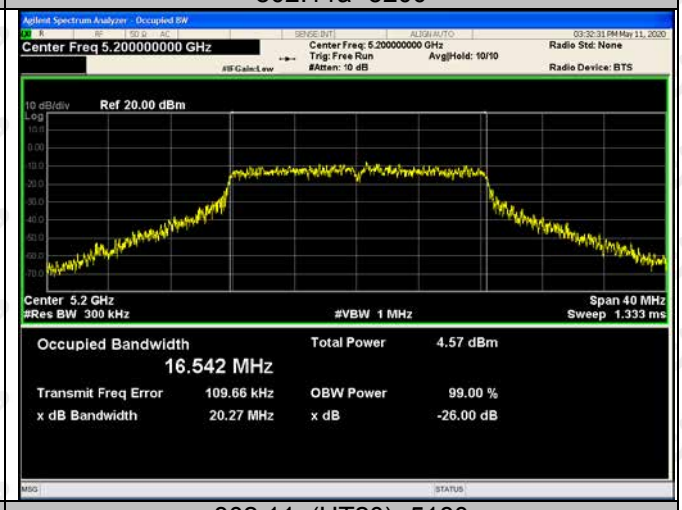

802.11a -5240

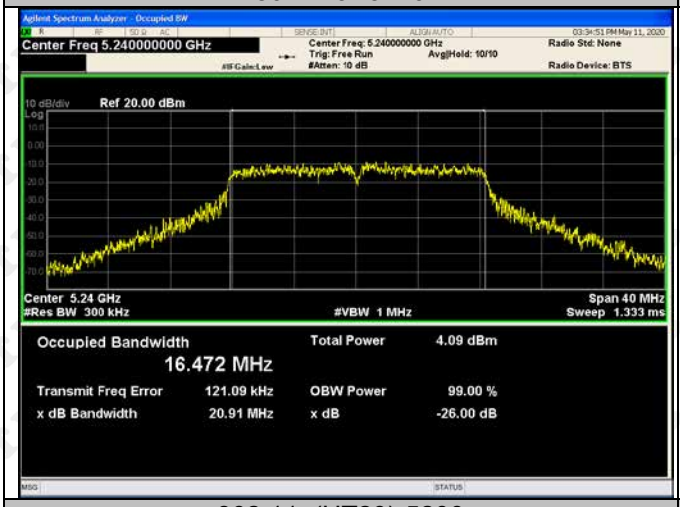

802.11n(HT20) -5180

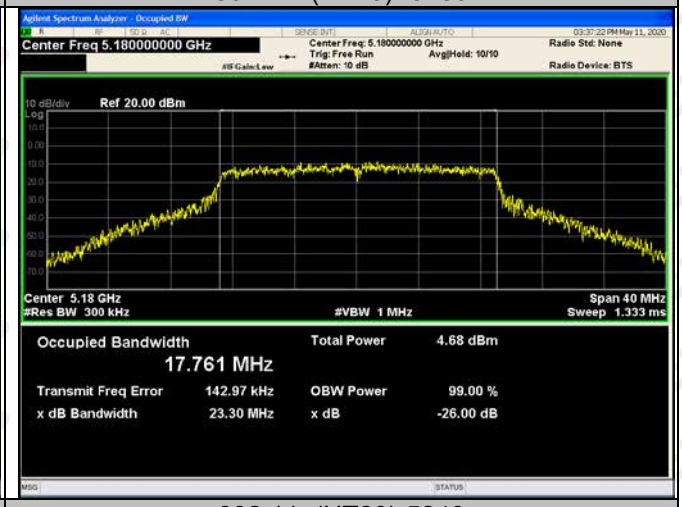

802.11n(HT20)-5200

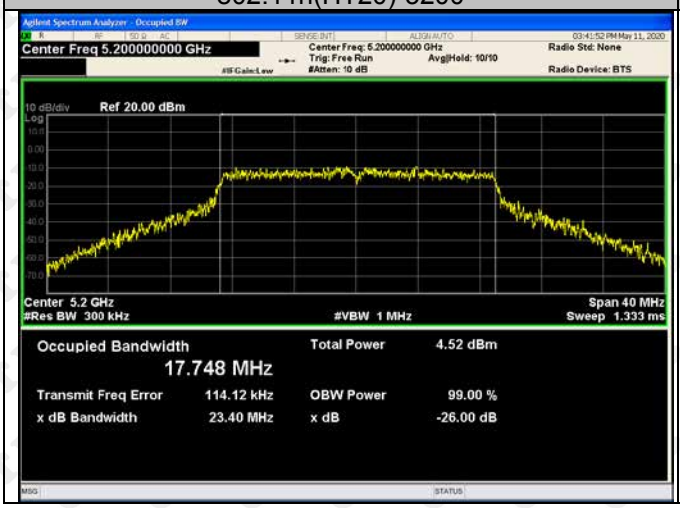

802.11n(HT20)-5240

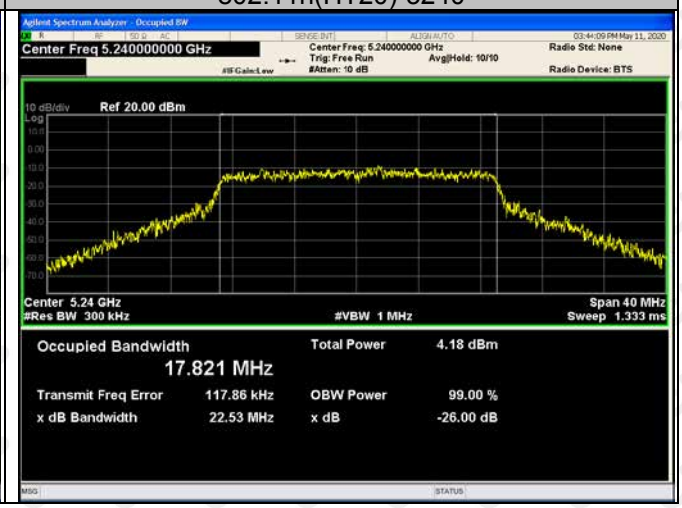

802.11n(HT40)-5190

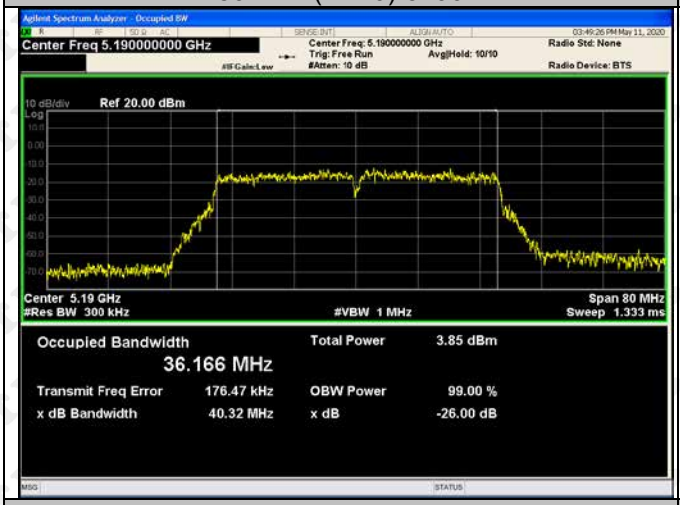

802.11n(HT40)-5230

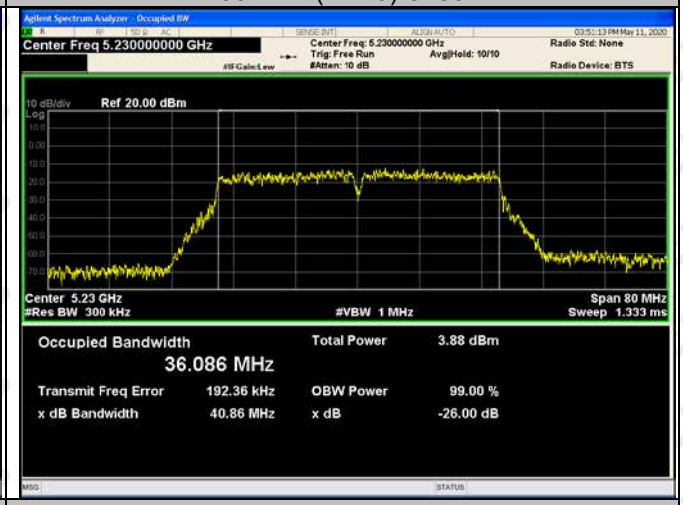

802.11ac(VH20)-5180

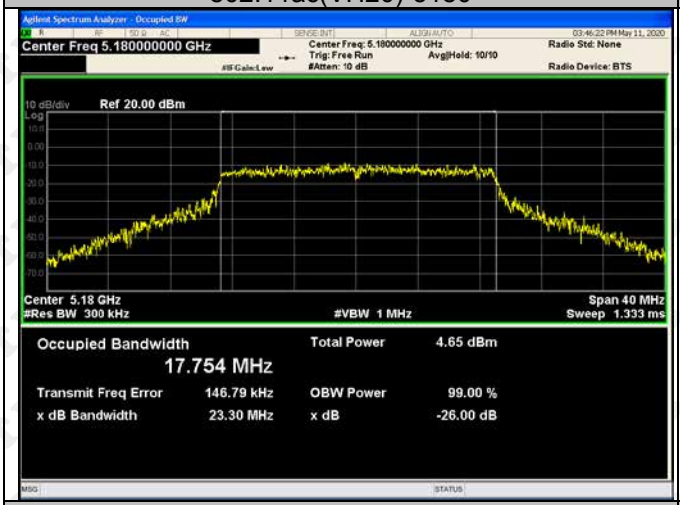

802.11ac(VH20)-5200

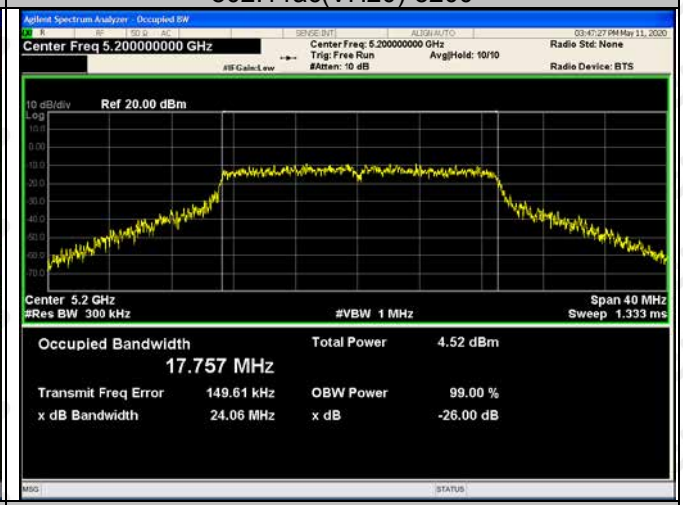

802.11ac(VH20)-5240

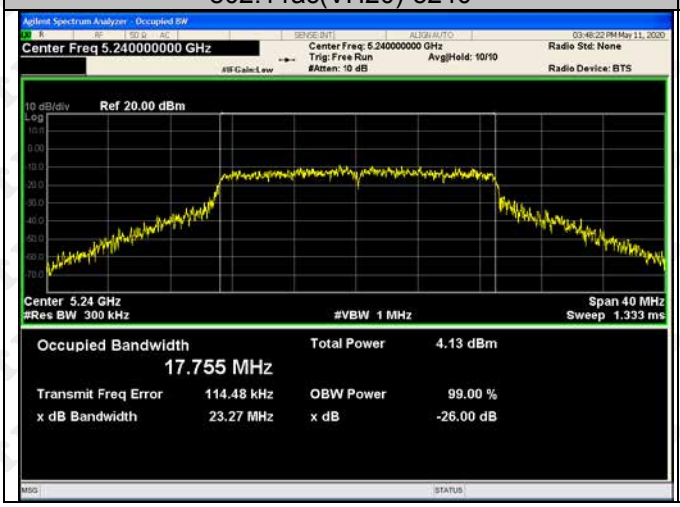

802.11ac(VH40)-5190

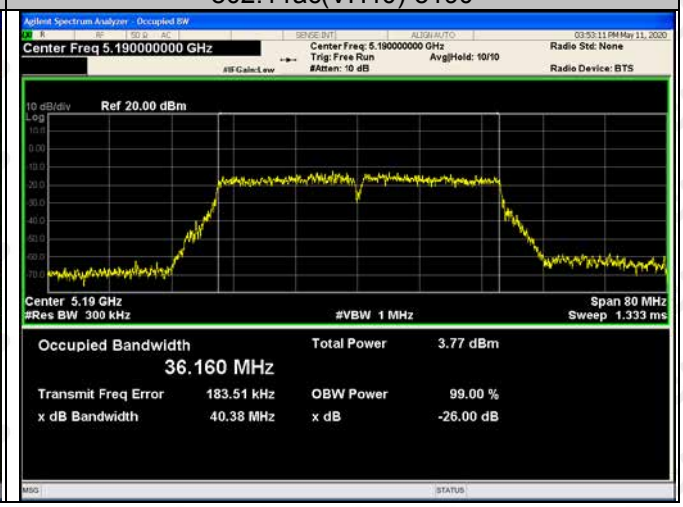

802.11ac(VH40)-5230

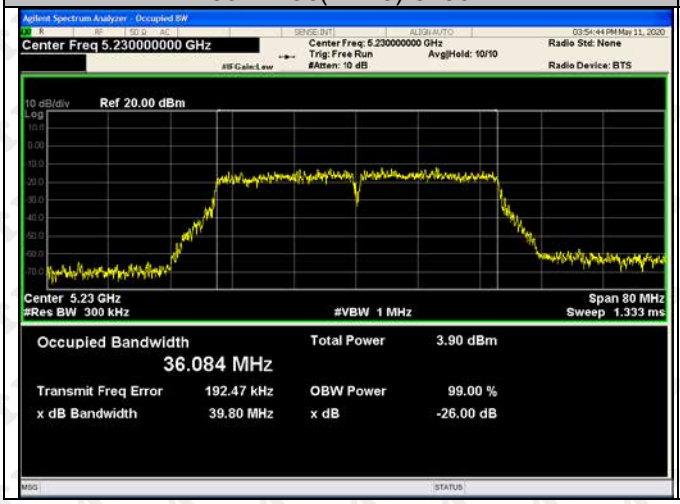

802.11ac(VH80)-5210

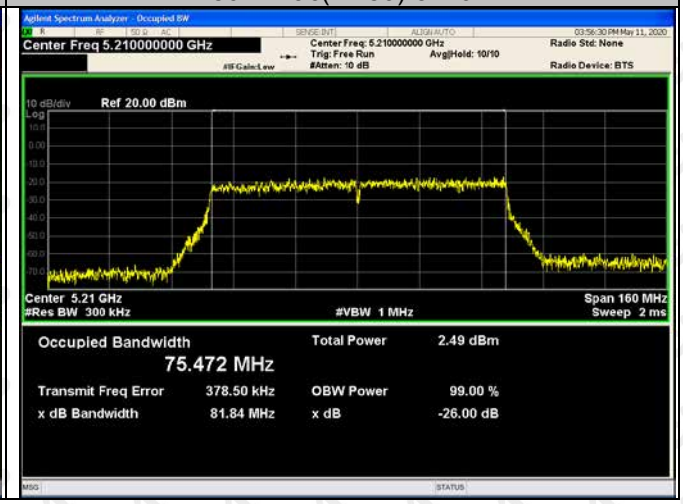

5250-5350MHz

802.11a-5260

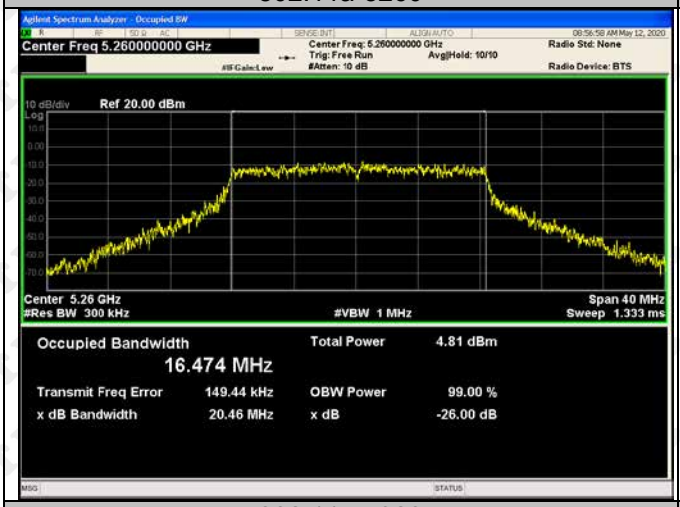

802.11a-5280

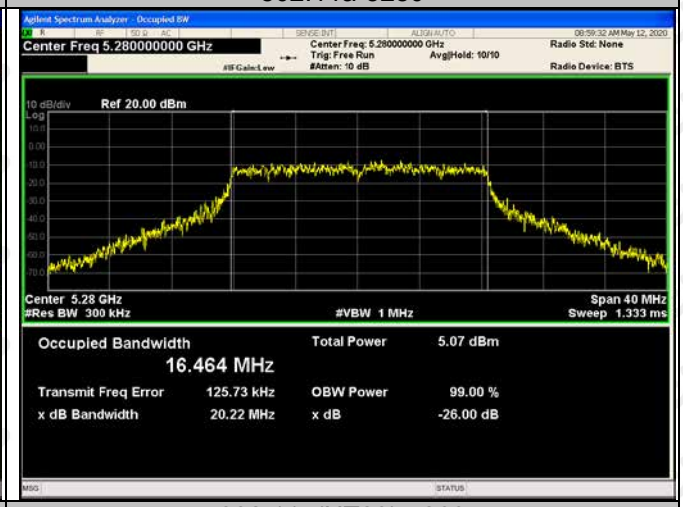

802.11a-5320

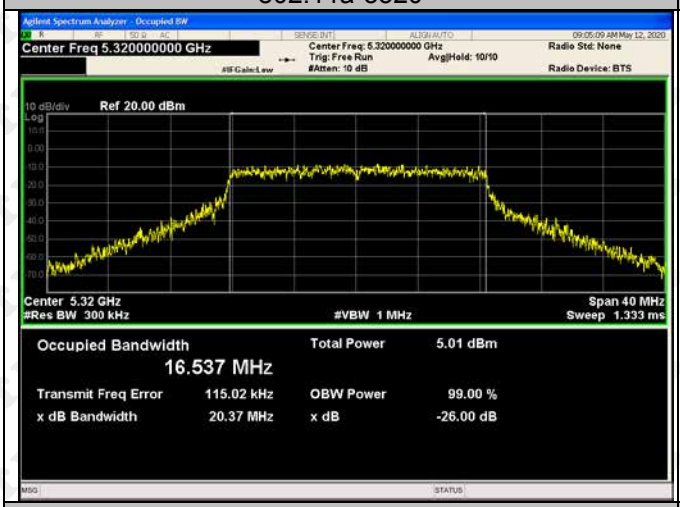

802.11n(HT20)-5260

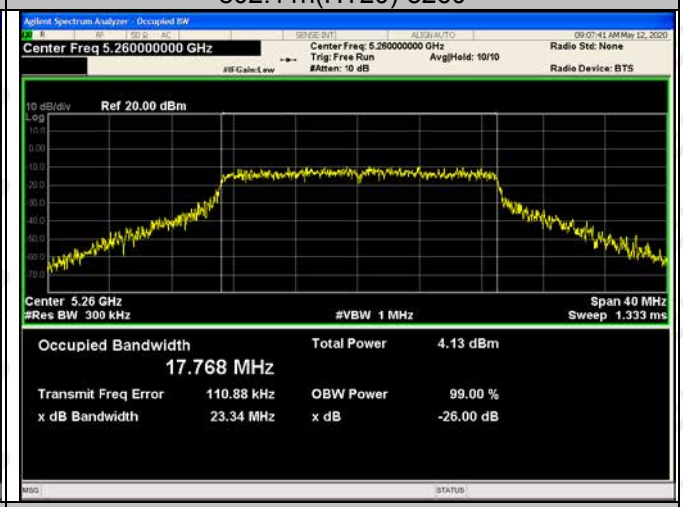

802.11n(HT20)-5280

802.11n(HT20)-5320

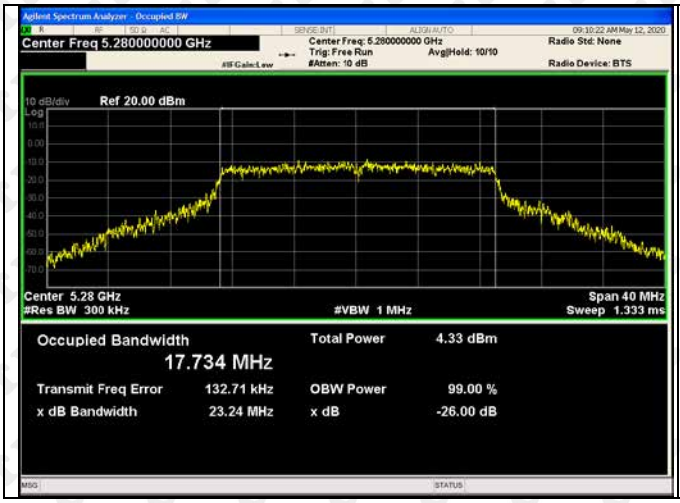

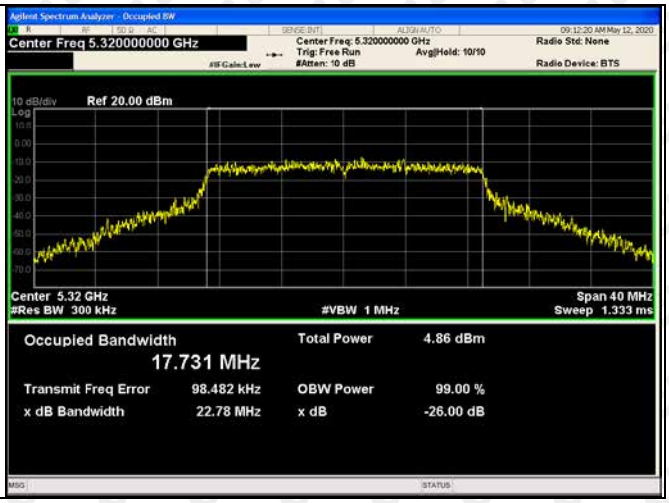

802.11n(HT40)-5270

802.11n(HT40)-5310

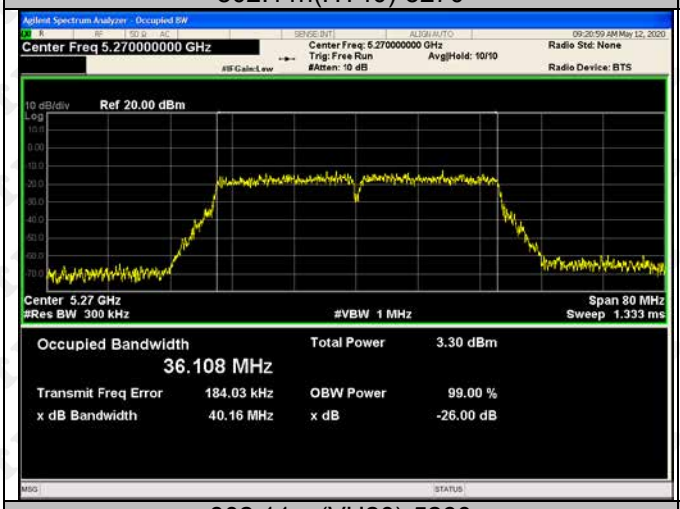

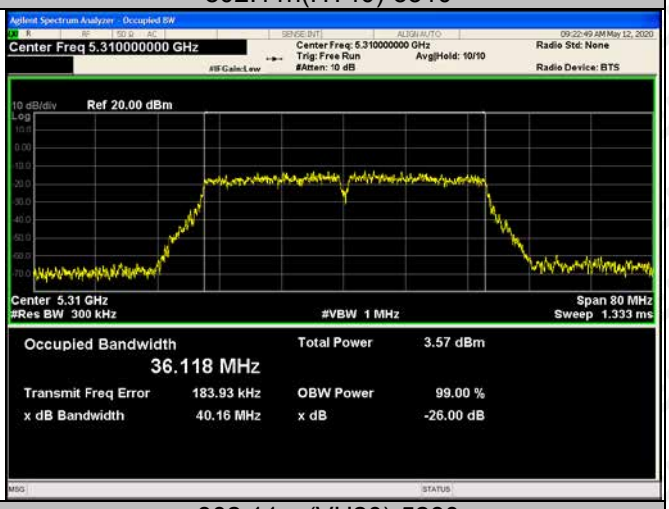

802.11ac(VH20)-5260

802.11ac(VH20)-5280

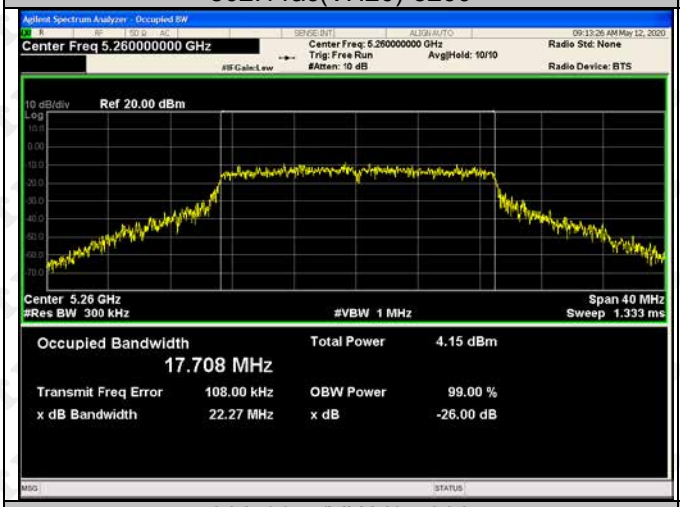

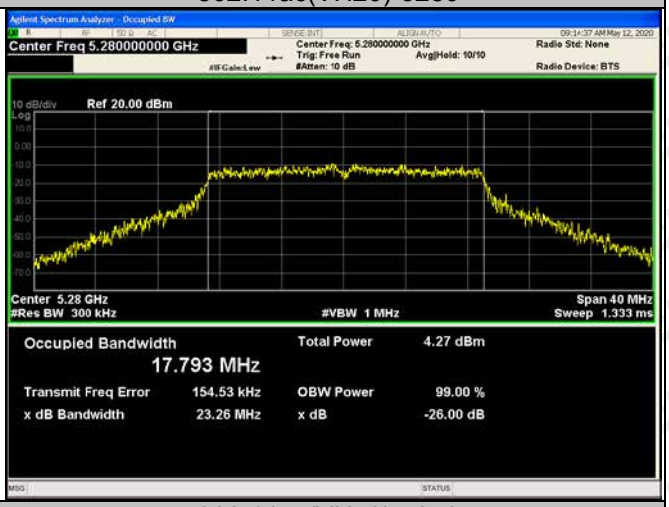

802.11ac(VH20)-5320

802.11ac(VH40)-5270

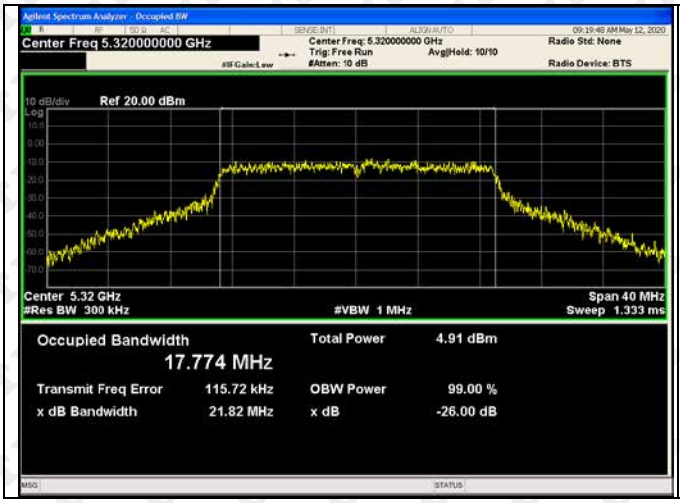

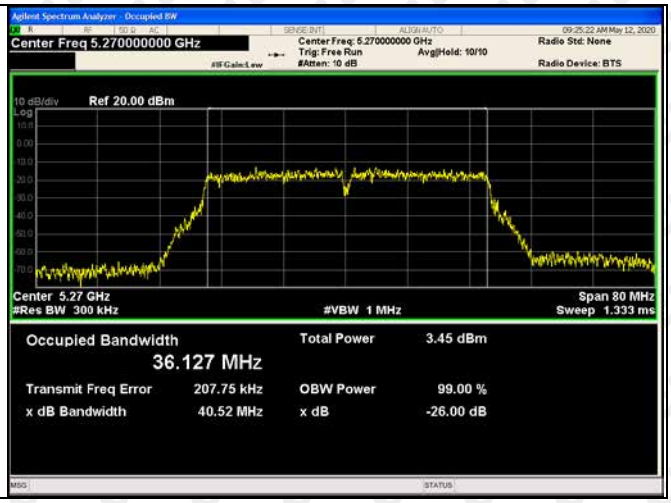

802.11ac(VH40)-5310	802.11ac(VH80)-5290

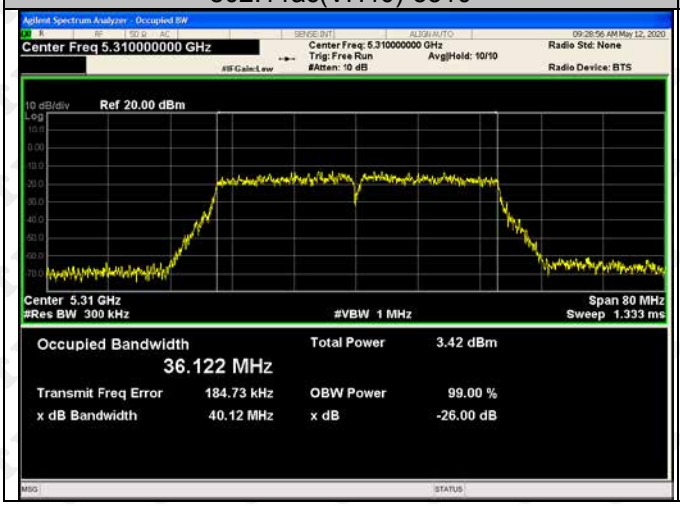

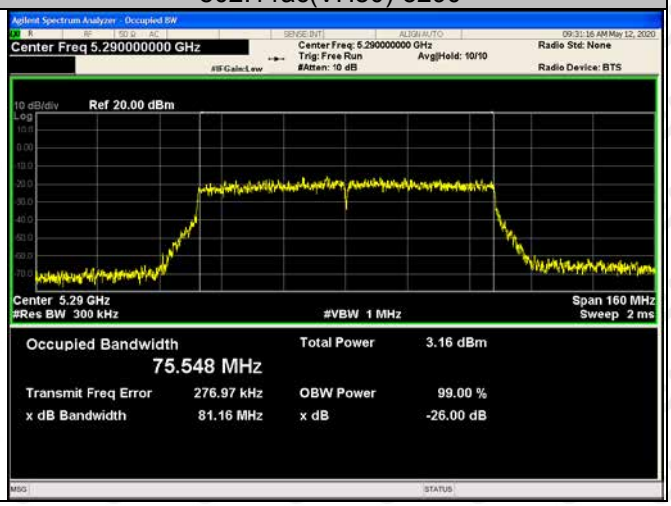

5470-5725MHz

802.11a-5500	802.11a-5580

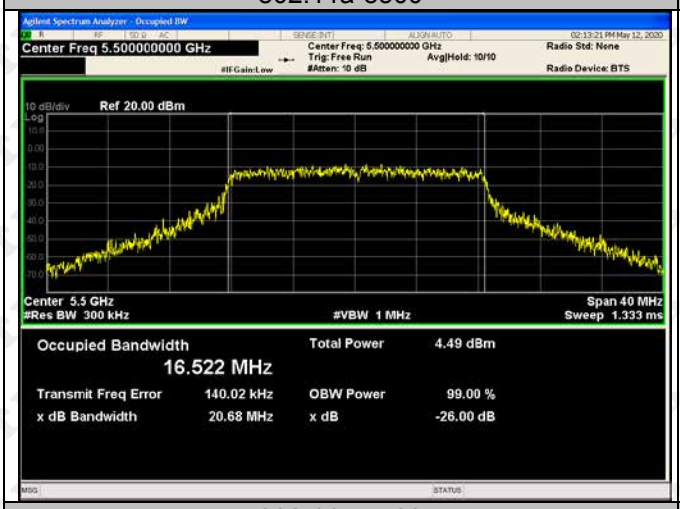

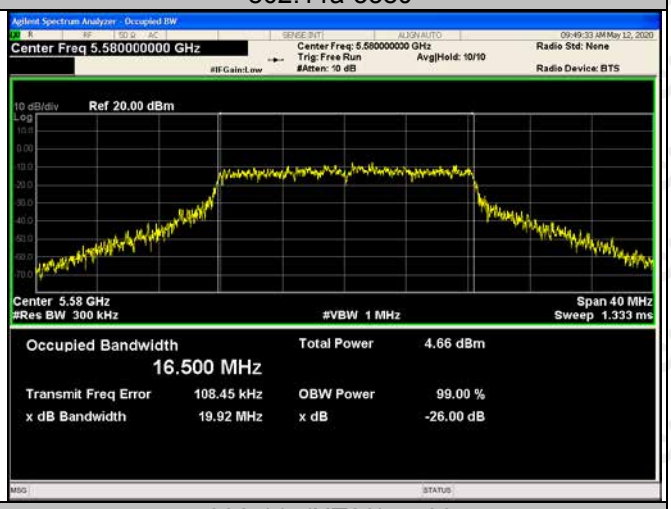

802.11a-5700	802.11n(HT20)-5500

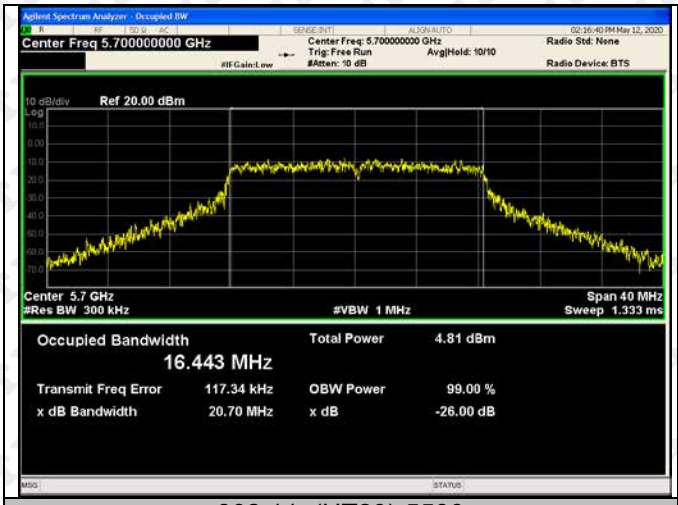

802.11n(HT20)-5580

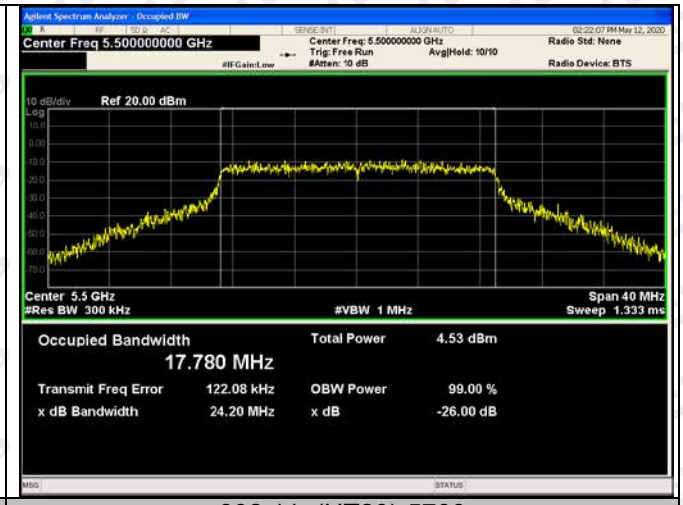

802.11n(HT20)-5700

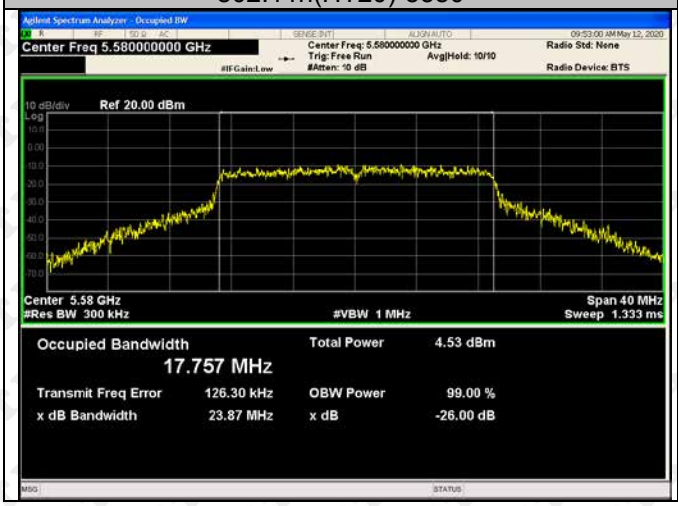

802.11n(HT40)-5510

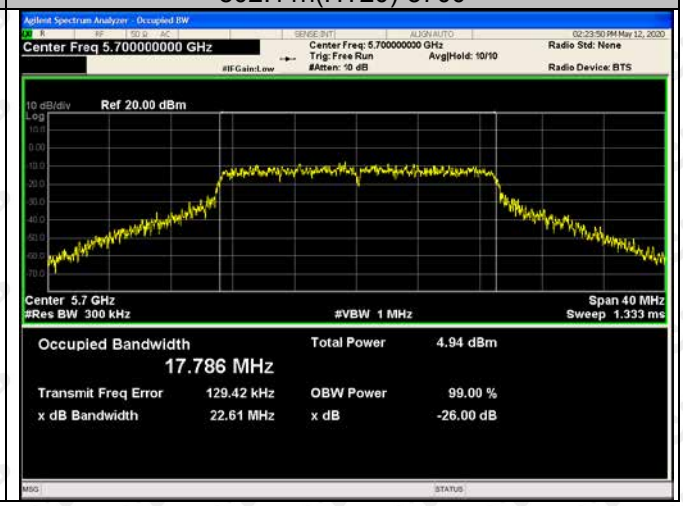

802.11n(HT40)-5670

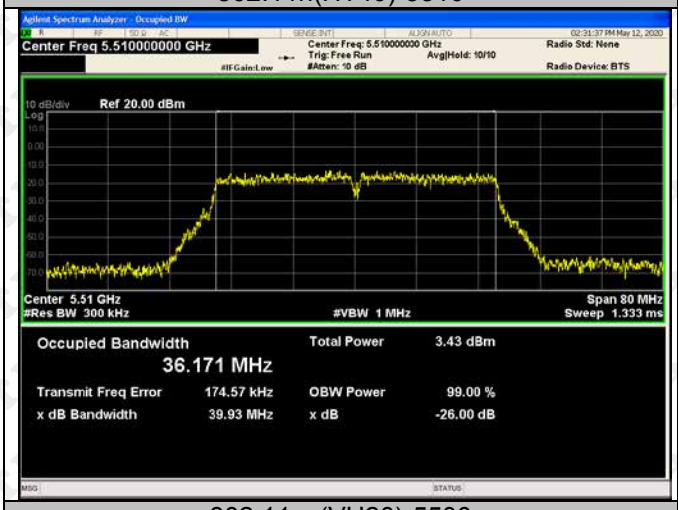

802.11ac(VH20)-5500

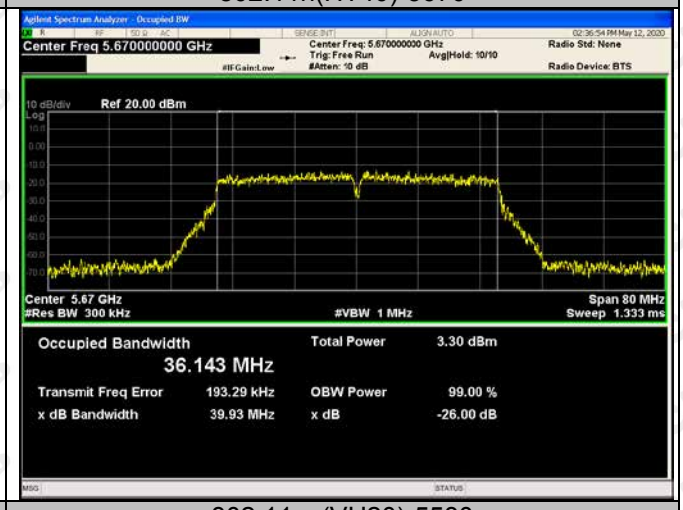

802.11ac(VH20)-5580

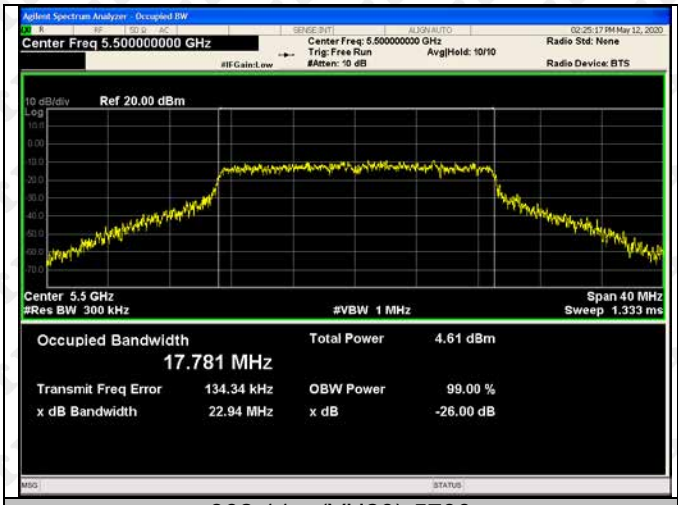

802.11ac(VH20)-5700

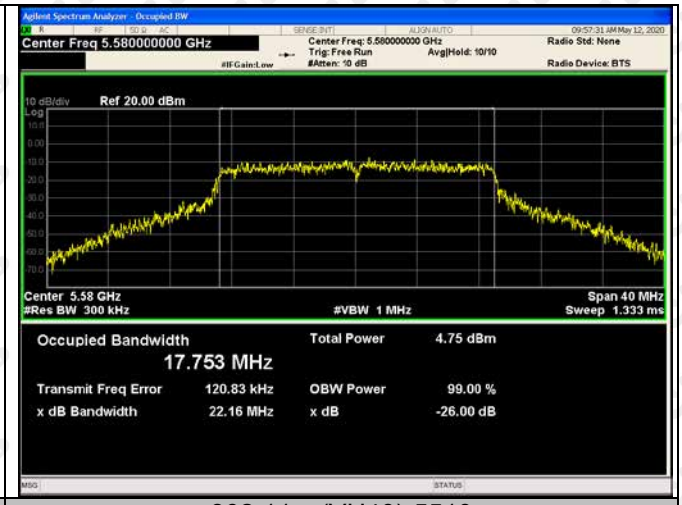

802.11ac(VH40)-5510

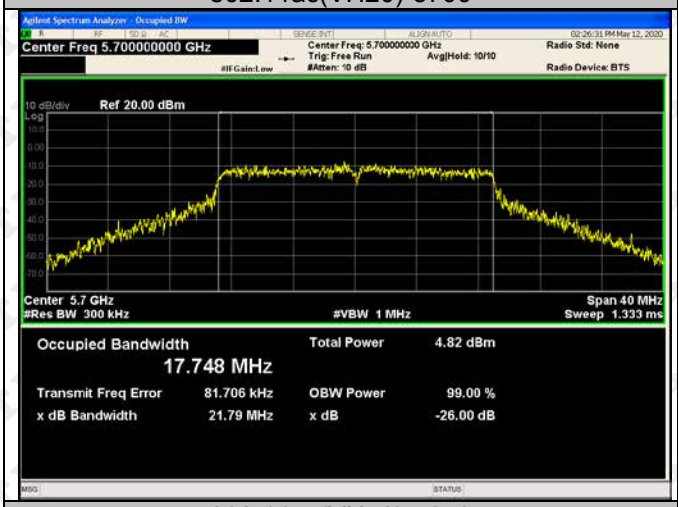

802.11ac(VH40)-5670

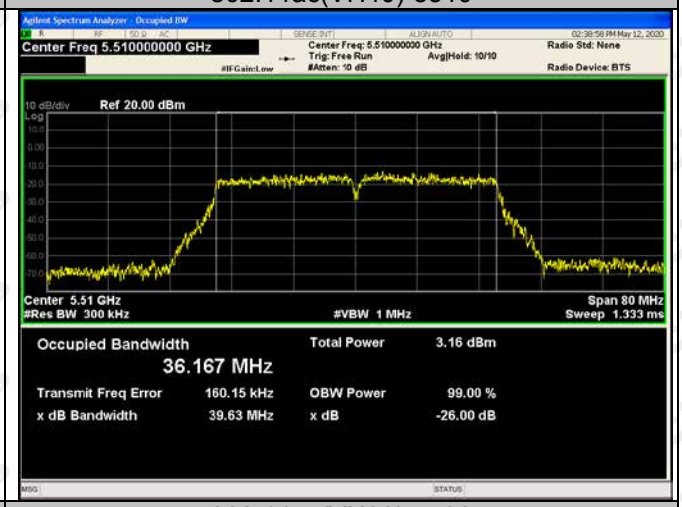

802.11ac(VH80)-5530

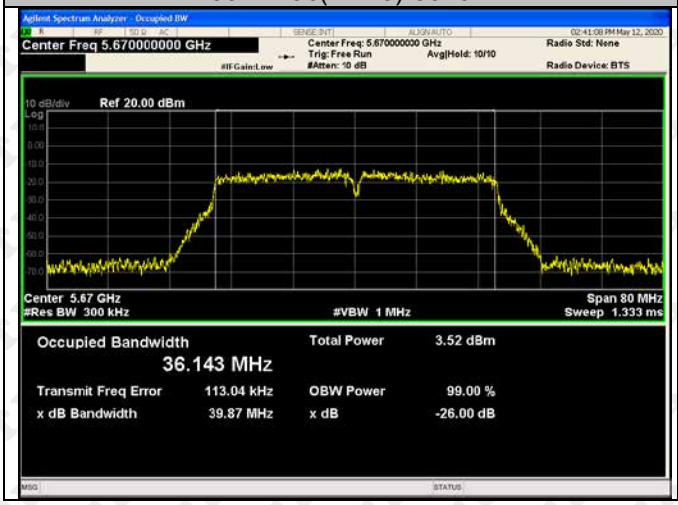

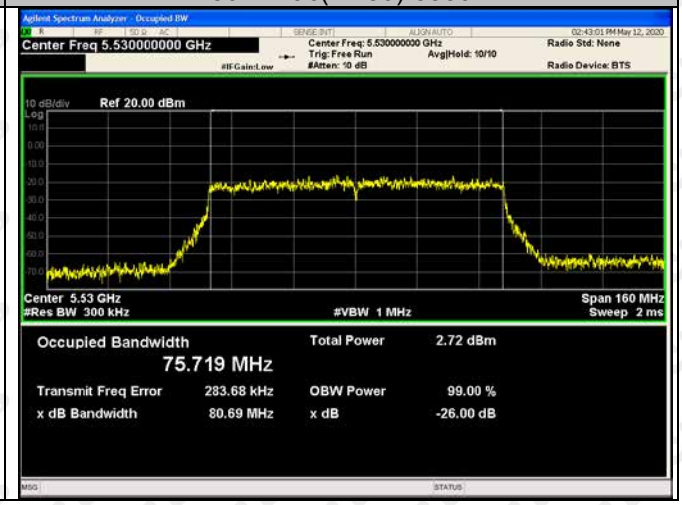

5725-5850MHz

802.11a-5745

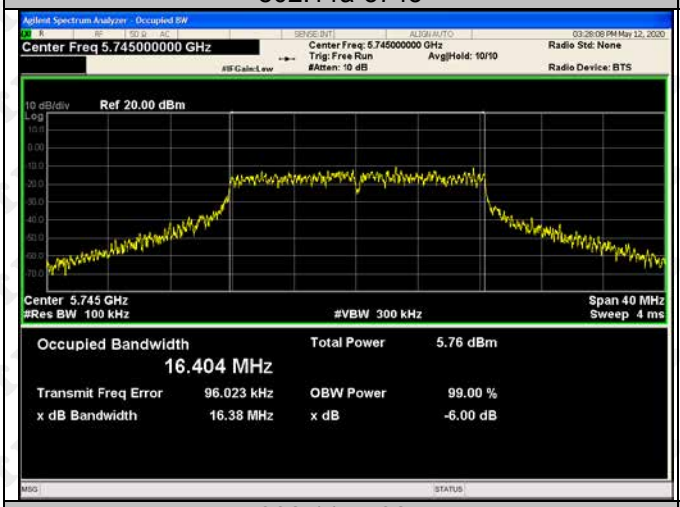

802.11a-5785

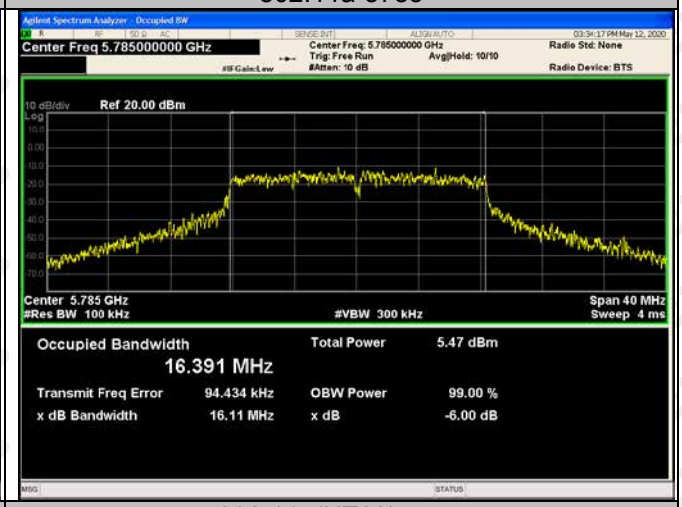

802.11a-5825

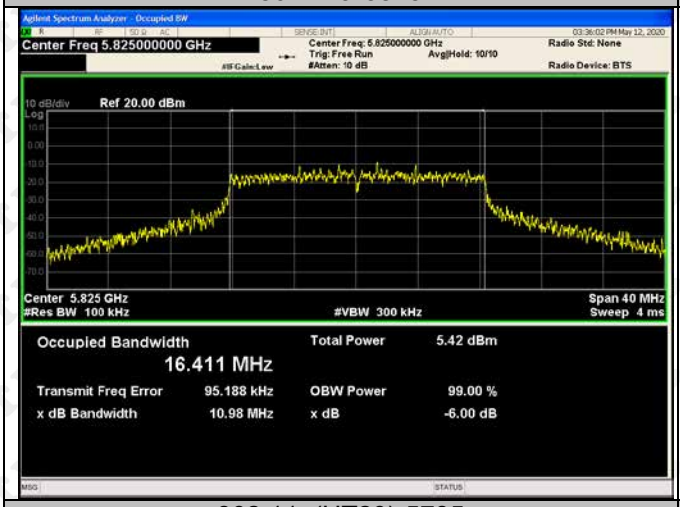

802.11n(HT20)-5745

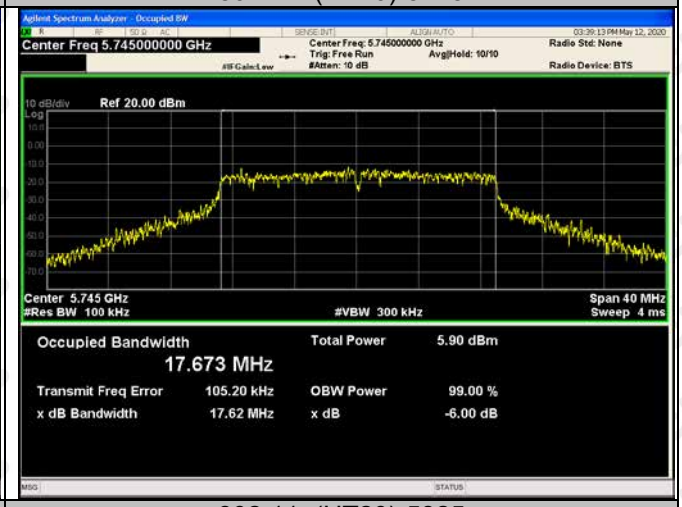

802.11n(HT20)-5785

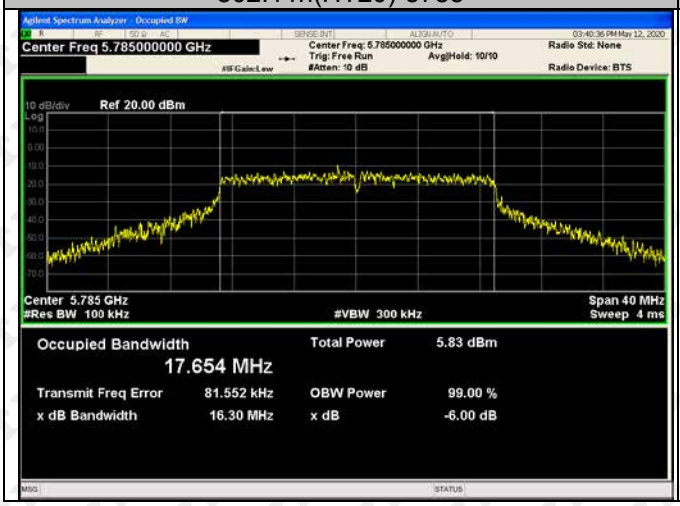

802.11n(HT20)-5825

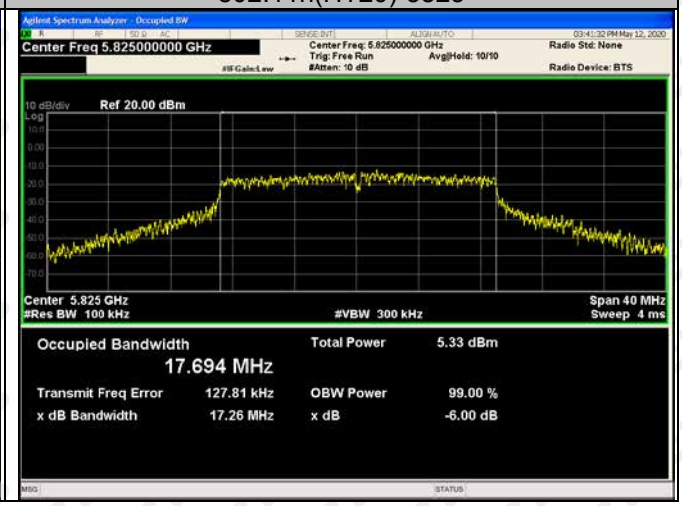

802.11n(HT40)-5755

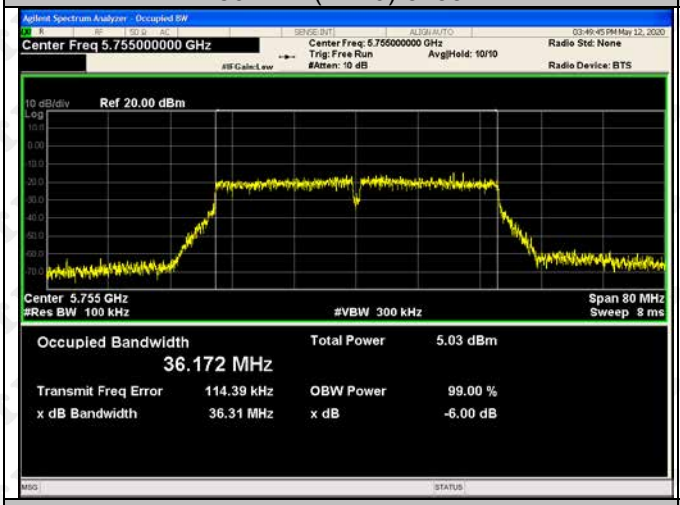

802.11n(HT40)-5795

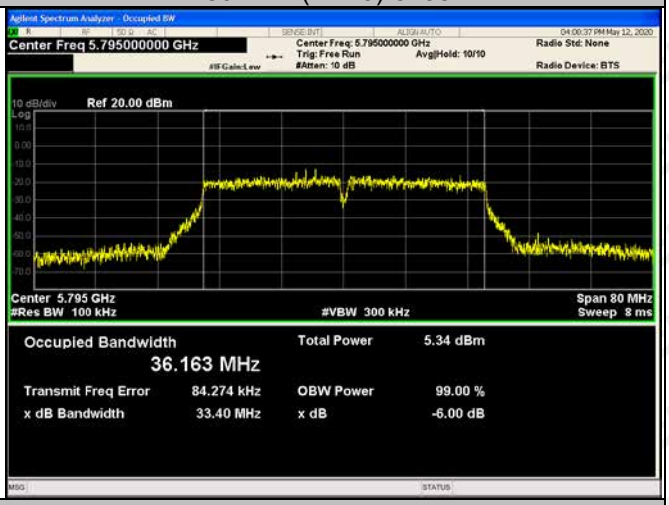

802.11ac(VH20)-5745

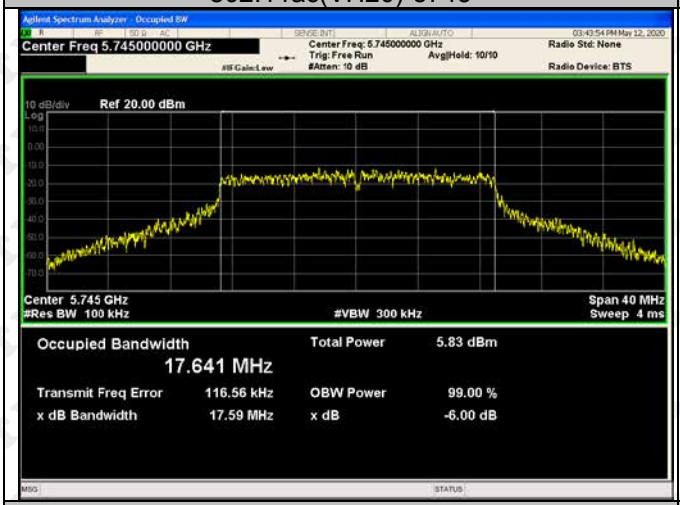

802.11ac(VH20)-5785

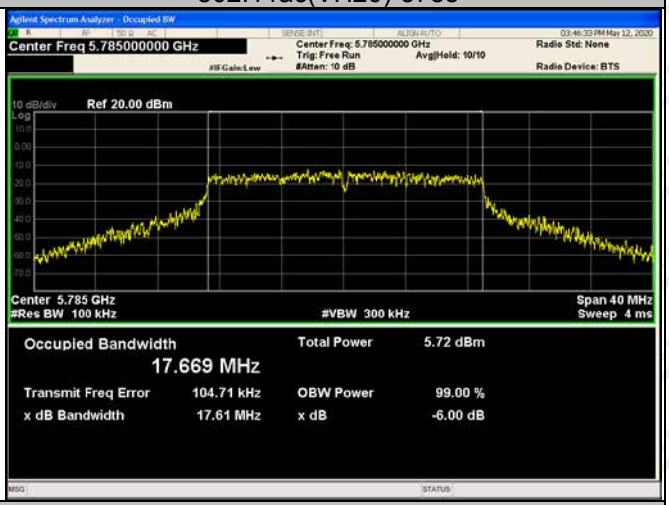

802.11ac(VH20)-5825

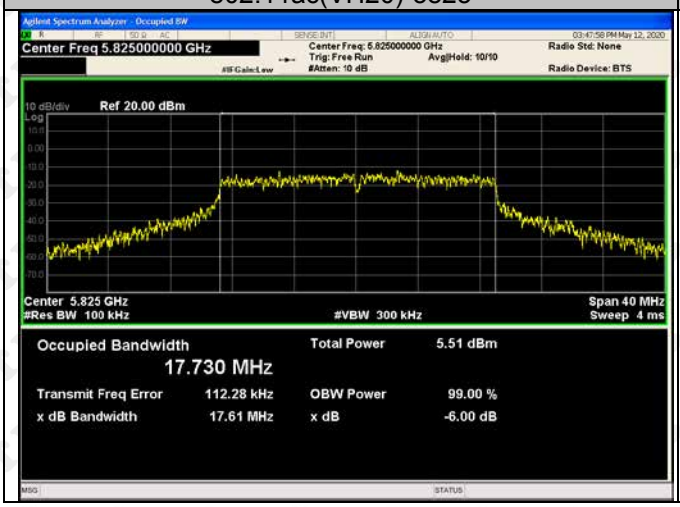

802.11ac(VH40)-5755

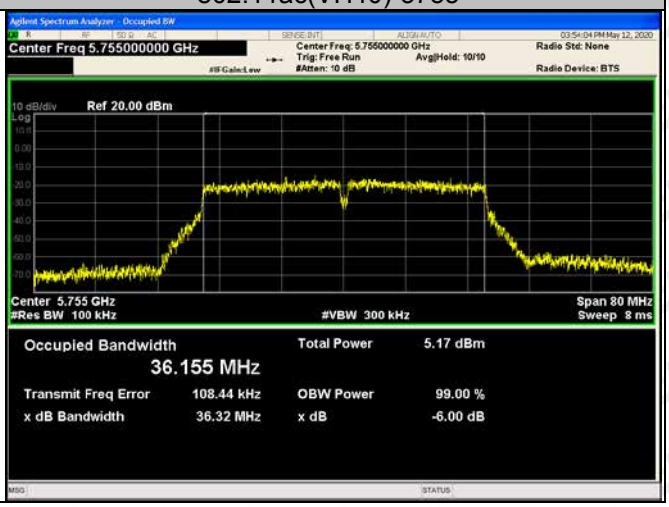

802.11ac(VH40)-5795	802.11ac(VH80)-5775
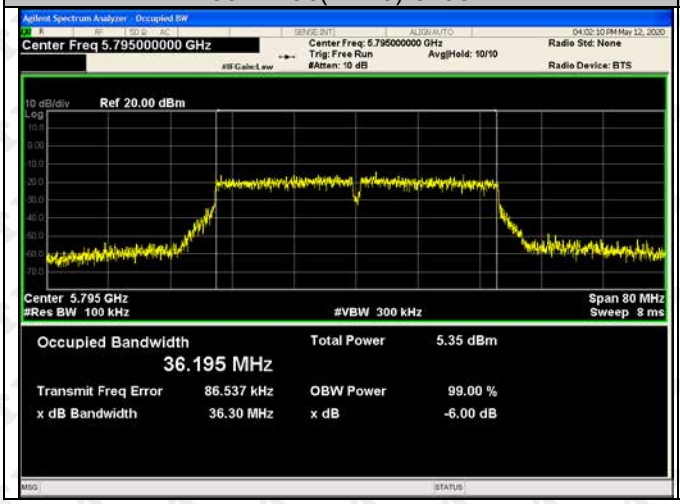	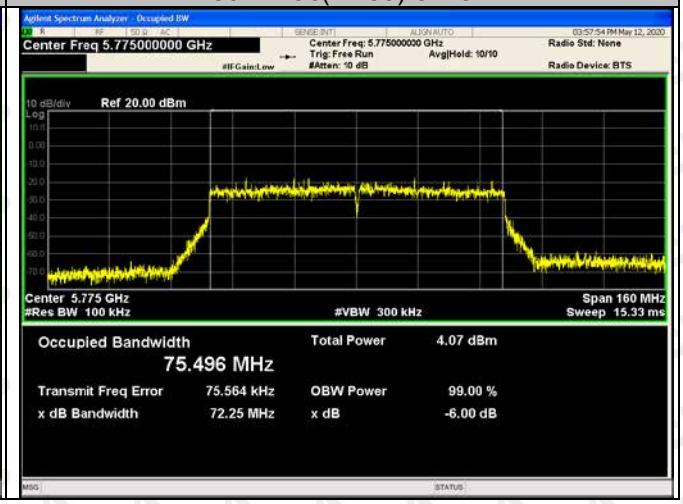

11. POWER SPECTRAL DENSITY

11.1 Block Diagram Of Test Setup

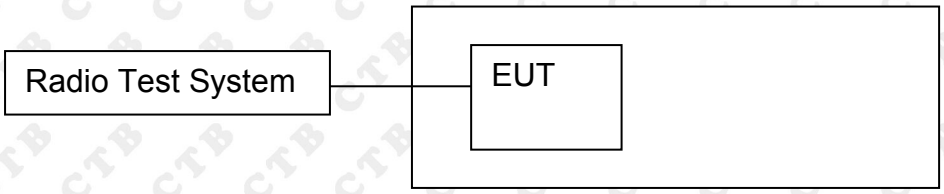

11.2 Limit

(1) For the band 5.15-5.25 GHz.

(iv) For mobile and portable client devices in the 5.15-5.25 GHz band, the maximum conducted output power over the frequency band of operation shall not exceed 250 mW provided the maximum antenna gain does not exceed 6 dBi. In addition, the maximum power spectral density shall not exceed 11 dBm in any 1 megahertz band. If transmitting antennas of directional gain greater than 6 dBi are used, both the maximum conducted output power and the maximum power spectral density shall be reduced by the amount in dB that the directional gain of the antenna exceeds 6 dBi.
(2) For the 5.25-5.35 GHz and 5.47-5.725 GHz bands, the maximum conducted output power over the frequency bands of operation shall not exceed the lesser of 250 mW or 11 dBm + 10 log B, where B is the 26 dB emission bandwidth in megahertz. In addition, the maximum power spectral density shall not exceed 11 dBm in any 1 megahertz band. If transmitting antennas of directional gain greater than 6 dBi are used, both the maximum conducted output power and the maximum power spectral density shall be reduced by the amount in dB that the directional gain of the antenna exceeds 6 dBi.

(3) For the band 5.725-5.85 GHz, the maximum conducted output power over the frequency band of operation shall not exceed 1 W. In addition, the maximum power spectral density shall not exceed 30 dBm in any 500-kHz band. If transmitting antennas of directional gain greater than 6 dBi are used, both the maximum conducted output power and the maximum power spectral density shall be reduced by the amount in dB that the directional gain of the antenna exceeds 6 dBi. However, fixed point-to-point U-NII devices operating in this band may employ transmitting antennas with directional gain greater than 6 dBi without any corresponding reduction in transmitter conducted power. Fixed, point-to-point operations exclude the use of point-to-multipoint systems, omnidirectional applications, and multiple collocated transmitters transmitting the same information. The operator of the U-NII device, or if the equipment is professionally installed, the installer, is responsible for ensuring that systems employing high gain directional antennas are used exclusively for fixed, point-to-point operations.

11.3 Test procedure

According to KDB789033 D02v02r01 sectionE, the following is the measurement procedure.

For devices operating in the bands 5.15−5.25 GHz, 5.25−5.35 GHz, and 5.47−5.725 GHz, the preceding procedures make use of 1 MHz RBW to satisfy directly the 1 MHz reference bandwidth specified in Section 15.407(a)(5). For devices operating in the band 5.725−5.85 GHz, the rules specify a measurement bandwidth of 500 kHz. Many spectrum analyzers do not have 500 kHz RBW, thus a narrower RBW may need to be used. The rules permit the use of RBWs less than 1 MHz, or 500 kHz, “provided that the measured power is integrated over the full reference bandwidth” to show the total power over the specified measurement bandwidth (i.e., 1 MHz, or 500 kHz). If measurements are performed using a reduced resolution bandwidth (< 1 MHz, or < 500 kHz) and integrated over 1 MHz, or 500 kHz bandwidth, the following adjustments to the procedures apply:
a) Set RBW ≥ 1/*T*, where *T* is defined in II.B.l.a).

b) Set VBW ≥ 3 RBW.

c) If measurement bandwidth of Maximum PSD is specified in 500 kHz, add 10 log (500 kHz/RBW) to the measured result, whereas RBW (<500 kHz) is the reduced resolution bandwidth of the spectrum analyzer set during measurement.

d) If measurement bandwidth of Maximum PSD is specified in 1 MHz, add 10 log (1MHz/RBW) to the measured result, whereas RBW (< 1 MHz) is the reduced resolution bandwidth of spectrum analyzer set during measurement.

e) Care must be taken to ensure that the measurements are performed during a period of continuous transmission or are corrected upward for duty cycle.
Note: As a practical matter, it is recommended to use reduced RBW of 100 kHz for the II.F.5.c) and II.F.5.d), since RBW=100 kHz is available on nearly all spectrum analyzers.

11.4 Test Result

ANT 1

5150-5250MHz

Test mode	Test Condition	Test Channel (MHz)	PSD [dBm/MHz]	Result
802.11a	NTNV	5180	6.954	Pass
	NTNV	5200	7.091	Pass
	NTNV	5240	6.532	Pass
802.11n(HT20)	NTNV	5180	6.083	Pass
	NTNV	5200	6.353	Pass
	NTNV	5240	5.709	Pass
802.11n(HT40)	NTNV	5190	2.85	Pass
	NTNV	5230	2.72	Pass
802.11ac(VH20)	NTNV	5180	6.477	Pass
	NTNV	5200	6.316	Pass
	NTNV	5240	5.791	Pass
802.11ac(VH40)	NTNV	5190	3.018	Pass
	NTNV	5230	2.774	Pass
802.11ac(VH80)	NTNV	5210	-1.997	Pass

5250-5350 MHz

Test mode	Test Condition	Test Channel (MHz)	PSD [dBm/MHz]	Result
802.11a	NTNV	5260	7.237	Pass
	NTNV	5280	7.684	Pass
	NTNV	5320	7.062	Pass
802.11n(HT20)	NTNV	5260	5.934	Pass
	NTNV	5280	6.203	Pass
	NTNV	5320	6.483	Pass
802.11n(HT40)	NTNV	5270	2.46	Pass
	NTNV	5310	2.408	Pass
802.11ac(VH20)	NTNV	5260	6.126	Pass
	NTNV	5280	6.432	Pass
	NTNV	5320	6.434	Pass
802.11ac(VH40)	NTNV	5270	2.74	Pass
	NTNV	5310	2.595	Pass
802.11ac80	NTNV	5290	-1.352	

5470-5725 MHz

Test mode	Test Condition	Test Channel (MHz)	PSD [dBm/MHz]	Result
802.11a	NTNV	5500	7.019	Pass
	NTNV	5580	7.131	Pass
	NTNV	5700	7.16	Pass
802.11n(HT20)	NTNV	5500	6.66	Pass
	NTNV	5580	6.722	Pass
	NTNV	5700	6.887	Pass

802.11n(HT40)	NTNV	5510	2.433	Pass
	NTNV	5670	2.916	Pass
802.11ac(VH20)	NTNV	5500	-1.943	Pass
	NTNV	5580	6.499	Pass
	NTNV	5700	6.649	Pass
802.11ac(VH40)	NTNV	5510	6.579	Pass
	NTNV	5670	2.179	Pass
802.11ac(VH80)	NTNV	5530	2.844	Pass

5725-5850MHz

Test mode	Test Condition	Test Channel (MHz)	PSD [dBm/500kHz]	Result
802.11a	NTNV	5745	3.618	Pass
	NTNV	5785	3.974	Pass
	NTNV	5825	4.557	Pass
802.11n(HT20)	NTNV	5745	4.179	Pass
	NTNV	5785	4.434	Pass
	NTNV	5825	4.671	Pass
802.11n(HT40)	NTNV	5755	-0.135	Pass
	NTNV	5795	-0.39	Pass
802.11ac(VH20)	NTNV	5745	4.104	Pass
	NTNV	5785	4.337	Pass
	NTNV	5825	4.364	Pass
802.11ac(VH40)	NTNV	5755	-0.171	Pass
	NTNV	5795	-0.121	Pass
802.11ac(VH80)	NTNV	5775	-4.049	Pass

ANT 2
5150-5250MHz

Test mode	Test Condition	Test Channel (MHz)	PSD [dBm/MHz]	Result
802.11a	NTNV	5180	6.842	Pass
	NTNV	5200	7.003	Pass
	NTNV	5240	6.52	Pass
802.11n(HT20)	NTNV	5180	6.321	Pass
	NTNV	5200	6.383	Pass
	NTNV	5240	5.858	Pass
802.11n(HT40)	NTNV	5190	3.085	Pass
	NTNV	5230	2.876	Pass
802.11ac(VH20)	NTNV	5180	6.349	Pass
	NTNV	5200	6.25	Pass
	NTNV	5240	5.872	Pass
802.11ac(VH40)	NTNV	5190	2.986	Pass
	NTNV	5230	2.575	Pass
802.11ac(VH80)	NTNV	5210	-2.042	Pass

5250-5350 MHz

Test mode	Test Condition	Test Channel (MHz)	PSD [dBm/MHz]	Result
802.11a	NTNV	5260	7.641	Pass
	NTNV	5280	8.067	Pass
	NTNV	5320	7.11	Pass
802.11n(HT20)	NTNV	5260	6.138	Pass
	NTNV	5280	6.284	Pass
	NTNV	5320	6.372	Pass
802.11n(HT40)	NTNV	5270	2.55	Pass
	NTNV	5310	2.652	Pass
802.11ac(VH20)	NTNV	5260	5.965	Pass
	NTNV	5280	6.392	Pass
	NTNV	5320	6.671	Pass
802.11ac(VH40)	NTNV	5270	2.376	Pass
	NTNV	5310	2.809	Pass
802.11ac80	NTNV	5290	-1.295	

5470-5725 MHz

Test mode	Test Condition	Test Channel (MHz)	PSD [dBm/MHz]	Result
802.11a	NTNV	5500	7.227	Pass
	NTNV	5580	7.328	Pass
	NTNV	5700	7.219	Pass
802.11n(HT20)	NTNV	5500	8.132	Pass
	NTNV	5580	6.645	Pass
	NTNV	5700	6.992	Pass
802.11n(HT40)	NTNV	5510	2.511	Pass
	NTNV	5670	2.983	Pass
802.11ac(VH20)	NTNV	5500	-1.504	Pass
	NTNV	5580	6.804	Pass
	NTNV	5700	6.541	Pass
802.11ac(VH40)	NTNV	5510	7.041	Pass
	NTNV	5670	2.802	Pass
802.11ac(VH80)	NTNV	5530	2.824	Pass

5725-5850MHz

Test mode	Test Condition	Test Channel (MHz)	PSD [dBm/500kHz]	Result
802.11a	NTNV	5745	4.034	Pass
	NTNV	5785	3.507	Pass
	NTNV	5825	4.678	Pass
802.11n(HT20)	NTNV	5745	4.382	Pass
	NTNV	5785	4.338	Pass
	NTNV	5825	4.309	Pass
802.11n(HT40)	NTNV	5755	-0.333	Pass
	NTNV	5795	0.072	Pass
802.11ac(VH20)	NTNV	5745	4.167	Pass
	NTNV	5785	4.652	Pass
	NTNV	5825	4.47	Pass

802.11ac(VH40)	NTNV	5755	-0.105	Pass
	NTNV	5795	-0.195	Pass
802.11ac(VH80)	NTNV	5775	-3.857	Pass

MIMO:ANT1+ANT2
5150-5250MHz

Test mode	Test Condition	Test Channel (MHz)	PSD [dBm/MHz]	Result
802.11a	NTNV	5180	9.909	Pass
	NTNV	5200	10.058	Pass
	NTNV	5240	9.536	Pass
802.11n(HT20)	NTNV	5180	9.214	Pass
	NTNV	5200	9.378	Pass
	NTNV	5240	8.794	Pass
802.11n(HT40)	NTNV	5190	5.979	Pass
	NTNV	5230	5.809	Pass
802.11ac(VH20)	NTNV	5180	9.424	Pass
	NTNV	5200	9.293	Pass
	NTNV	5240	8.842	Pass
802.11ac(VH40)	NTNV	5190	6.012	Pass
	NTNV	5230	5.686	Pass
802.11ac(VH80)	NTNV	5210	0.991	Pass

5250-5350 MHz

Test mode	Test Condition	Test Channel (MHz)	PSD [dBm/MHz]	Result
802.11a	NTNV	5260	10.454	Pass
	NTNV	5280	10.890	Pass
	NTNV	5320	10.096	Pass
802.11n(HT20)	NTNV	5260	9.047	Pass
	NTNV	5280	9.254	Pass
	NTNV	5320	9.438	Pass
802.11n(HT40)	NTNV	5270	5.516	Pass
	NTNV	5310	5.542	Pass
802.11ac(VH20)	NTNV	5260	9.057	Pass
	NTNV	5280	9.422	Pass
	NTNV	5320	9.564	Pass
802.11ac(VH40)	NTNV	5270	5.572	Pass
	NTNV	5310	5.714	Pass
802.11ac80	NTNV	5290	1.687	

5470-5725 MHz

Test mode	Test Condition	Test Channel (MHz)	PSD [dBm/MHz]	Result
802.11a	NTNV	5500	10.135	Pass
	NTNV	5580	10.241	Pass
	NTNV	5700	10.200	Pass
802.11n(HT20)	NTNV	5500	10.468	Pass
	NTNV	5580	9.694	Pass
	NTNV	5700	9.950	Pass
802.11n(HT40)	NTNV	5510	5.482	Pass
	NTNV	5670	5.960	Pass
802.11ac(VH20)	NTNV	5500	1.292	Pass
	NTNV	5580	9.664	Pass
	NTNV	5700	9.606	Pass
802.11ac(VH40)	NTNV	5510	9.826	Pass
	NTNV	5670	5.512	Pass
802.11ac(VH80)	NTNV	5530	5.844	Pass

5725-5850MHz

Test mode	Test Condition	Test Channel (MHz)	PSD [dBm/500kHz]	Result
802.11a	NTNV	5745	6.841	Pass
	NTNV	5785	6.757	Pass
	NTNV	5825	7.628	Pass
802.11n(HT20)	NTNV	5745	7.292	Pass
	NTNV	5785	7.397	Pass
	NTNV	5825	7.504	Pass
802.11n(HT40)	NTNV	5755	2.777	Pass
	NTNV	5795	2.857	Pass
802.11ac(VH20)	NTNV	5745	7.146	Pass
	NTNV	5785	7.508	Pass
	NTNV	5825	7.428	Pass
802.11ac(VH40)	NTNV	5755	2.872	Pass
	NTNV	5795	2.852	Pass
802.11ac(VH80)	NTNV	5775	-0.942	Pass

Note: The test Graph is only under NTNV.

Test Graph

ANT 1

5150-5250MHz

802.11a-5180

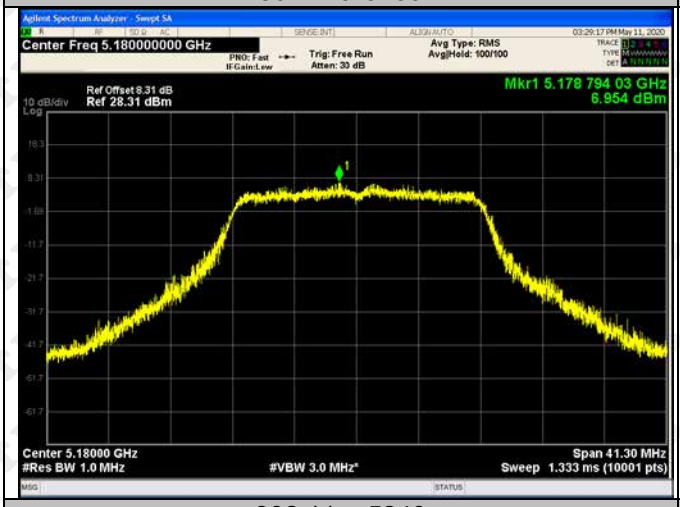

802.11a -5200

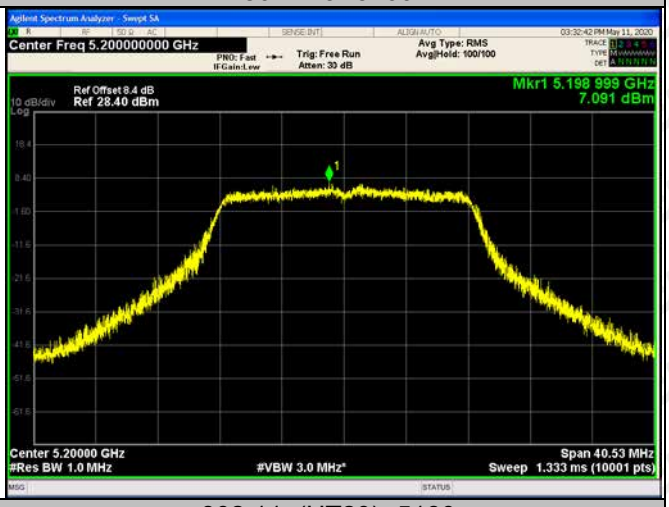

802.11a -5240

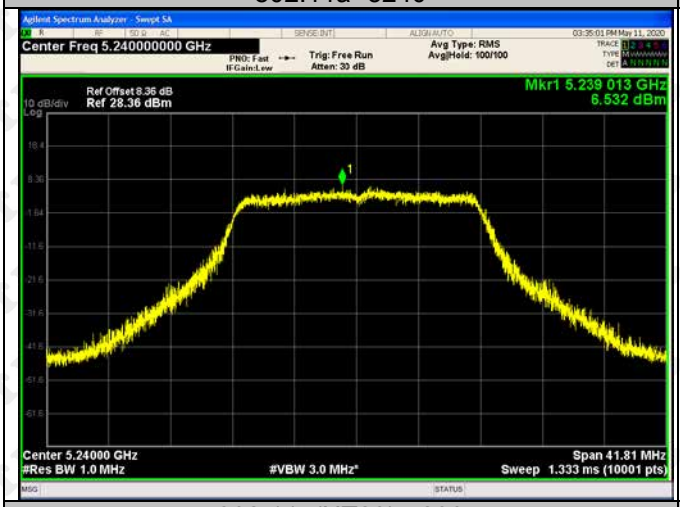

802.11n(HT20) -5180

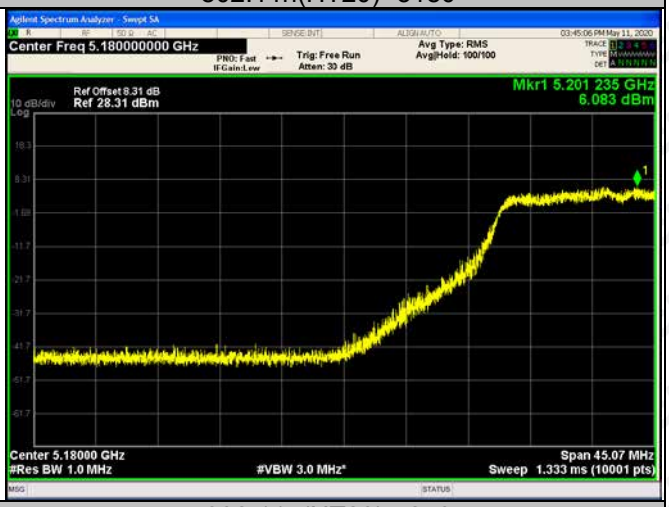

802.11n(HT20)-5200

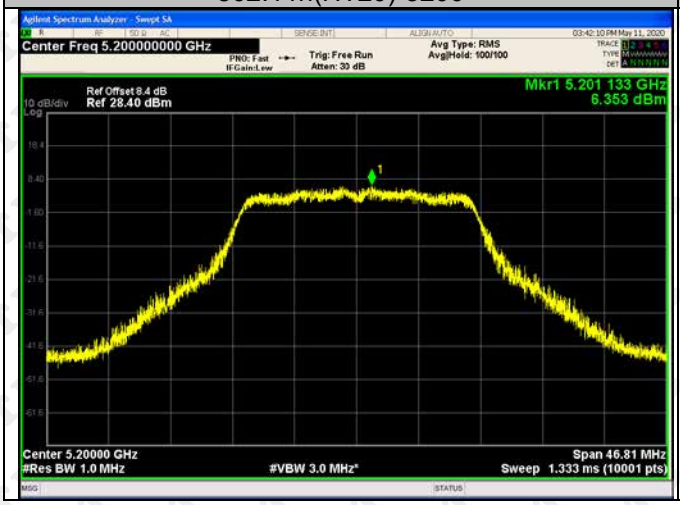

802.11n(HT20)-5240

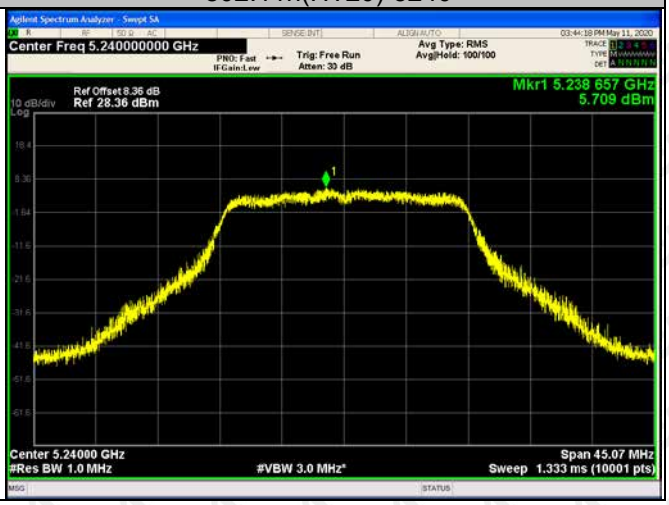

802.11n(HT40)-5190

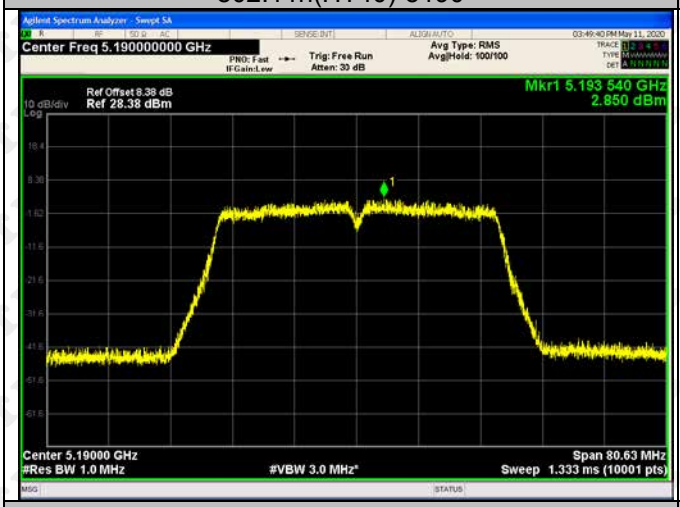

802.11n(HT40)-5230

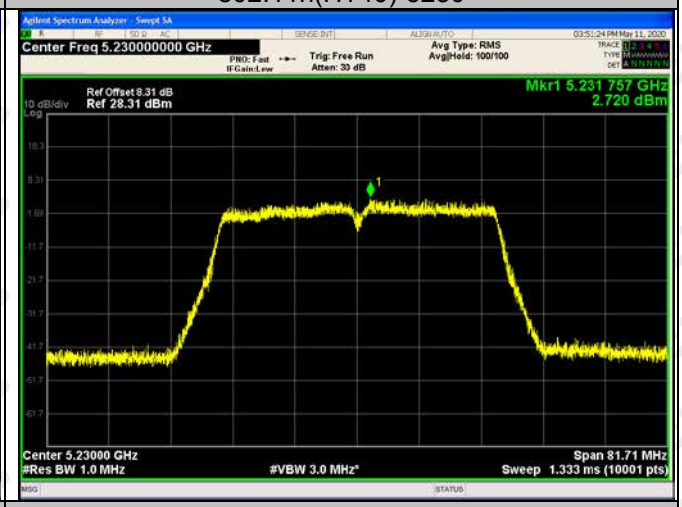

802.11ac(VH20)-5180

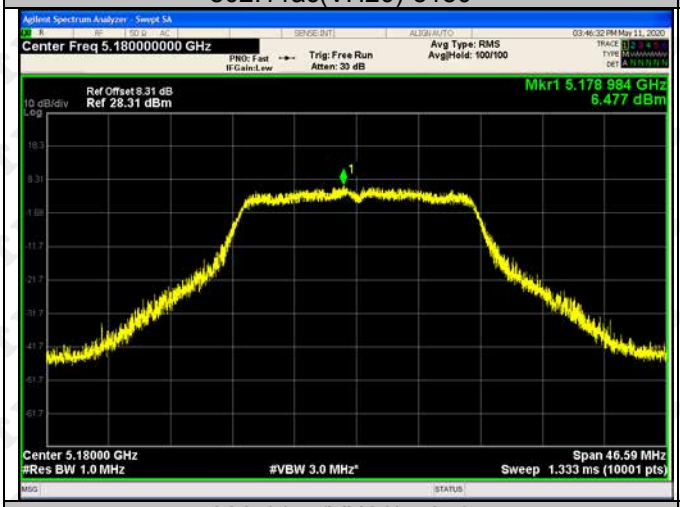

802.11ac(VH20)-5200

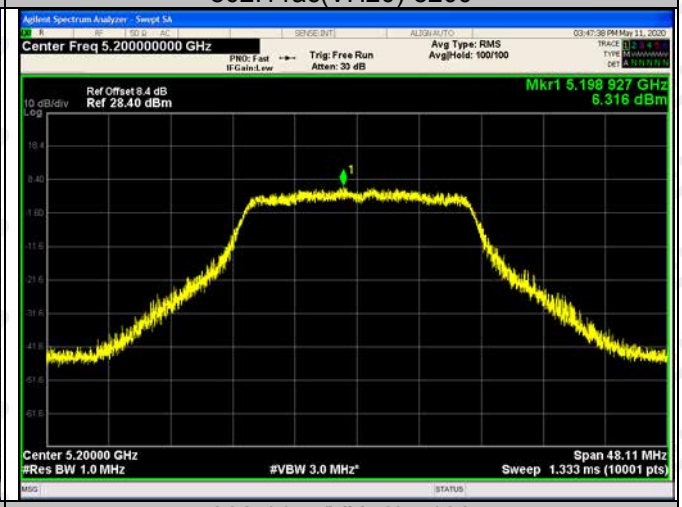

802.11ac(VH20)-5240

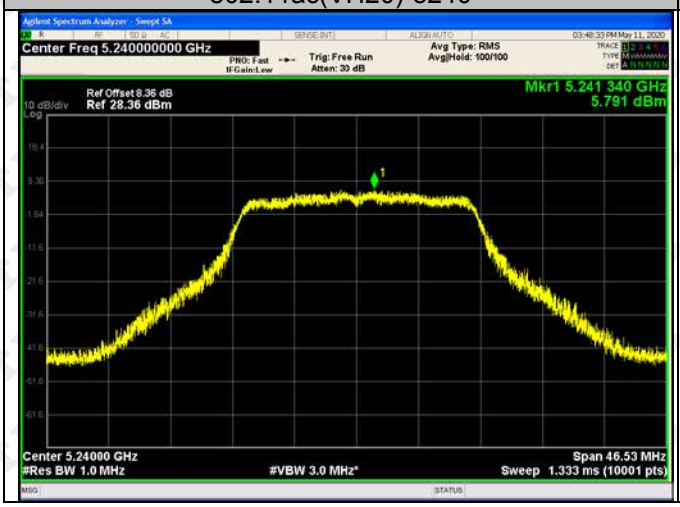

802.11ac(VH40)-5190

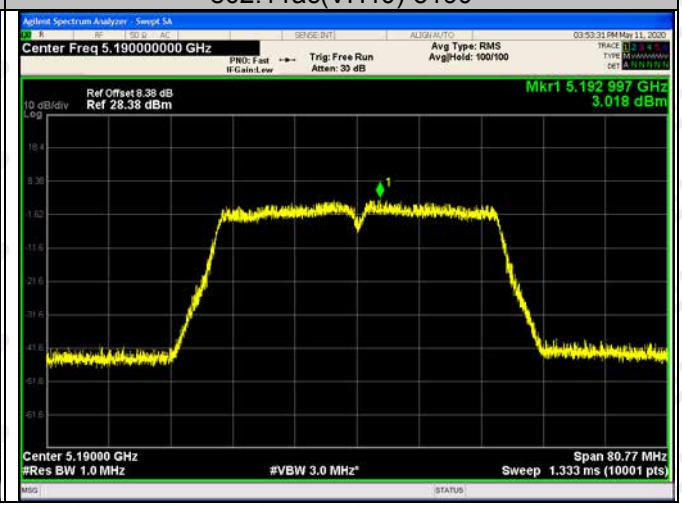

802.11ac(VH40)-5230

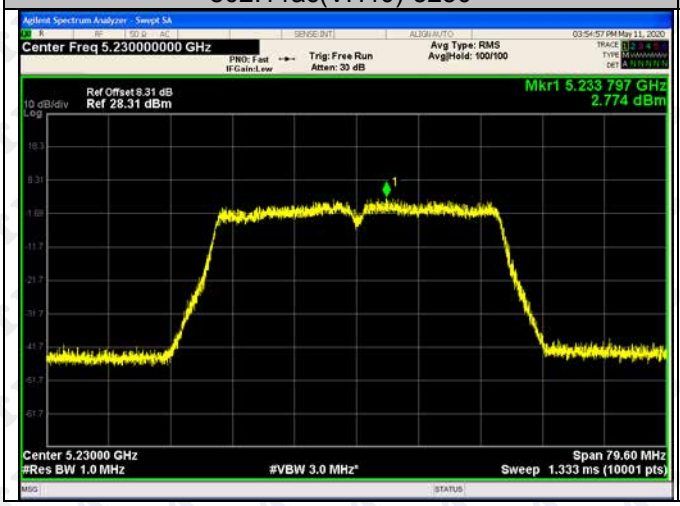

802.11ac(VH80)-5210

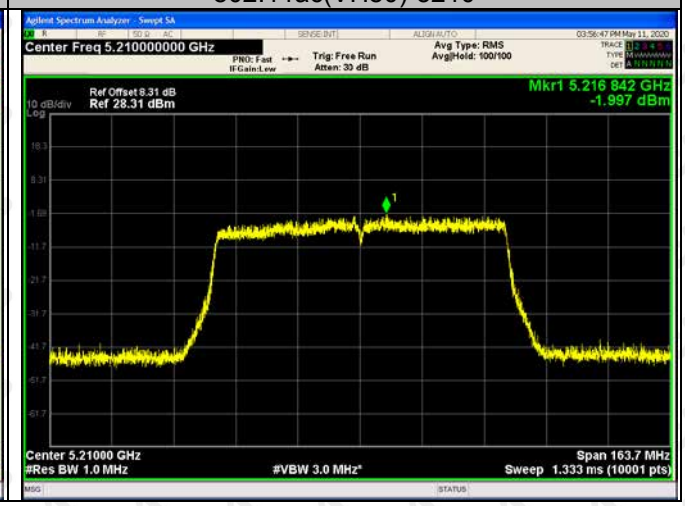

5250-5350MHz

802.11a-5260

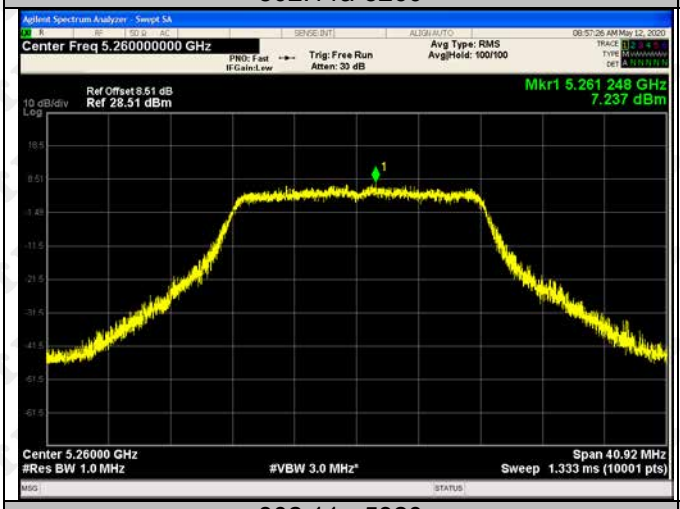

802.11a-5280

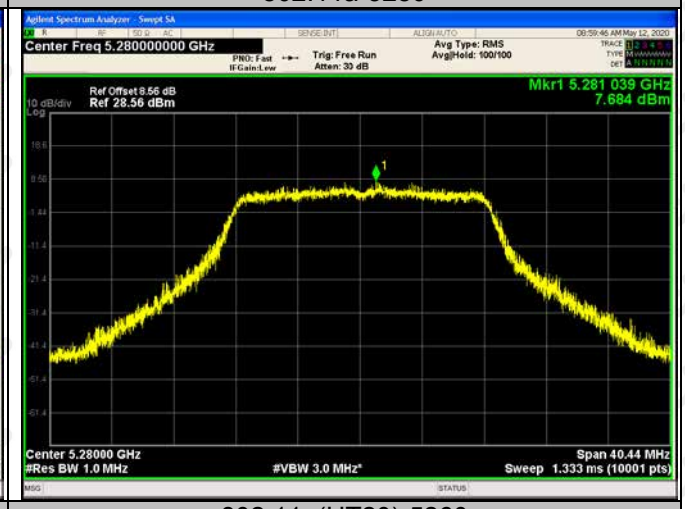

802.11a-5320

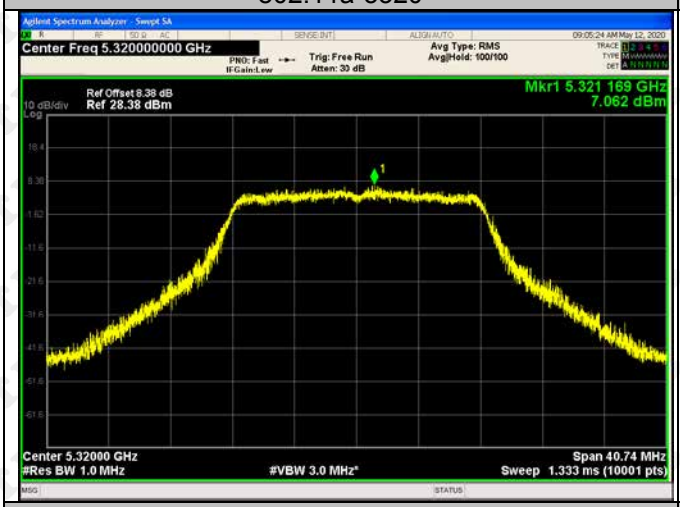

802.11n(HT20)-5260

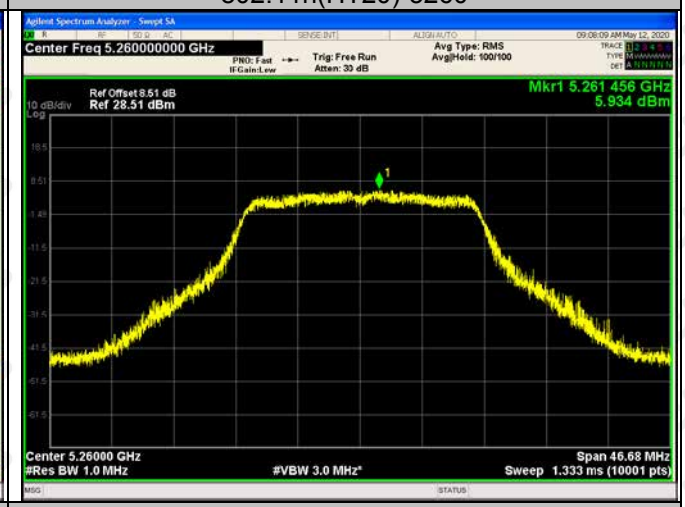

802.11n(HT20)-5280 | 802.11n(HT20)-5320

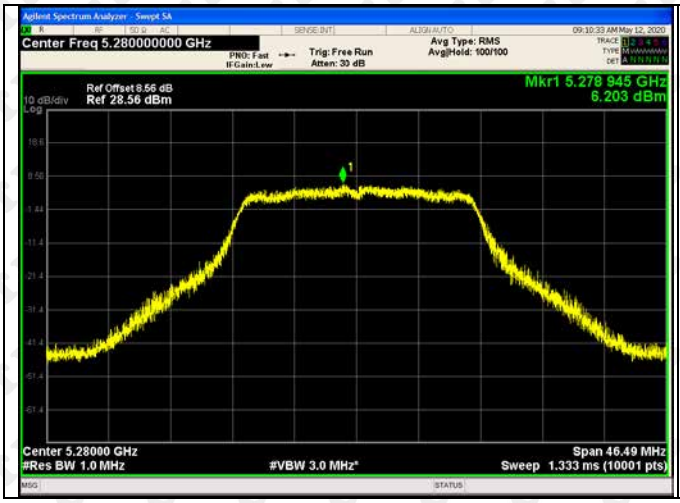

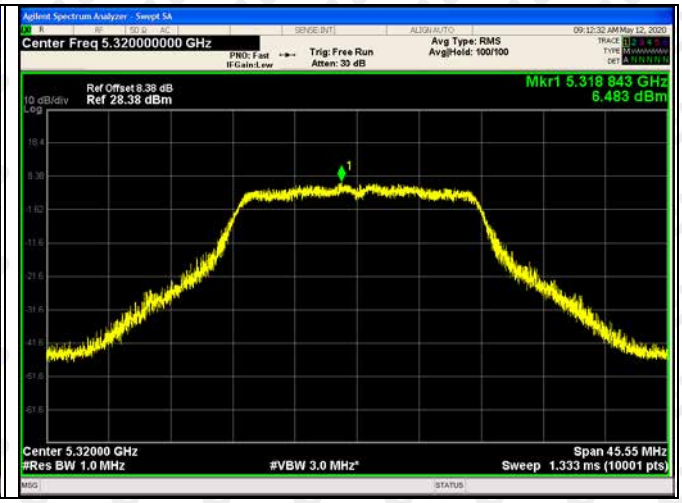

802.11n(HT40)-5270

802.11n(HT40)-5310

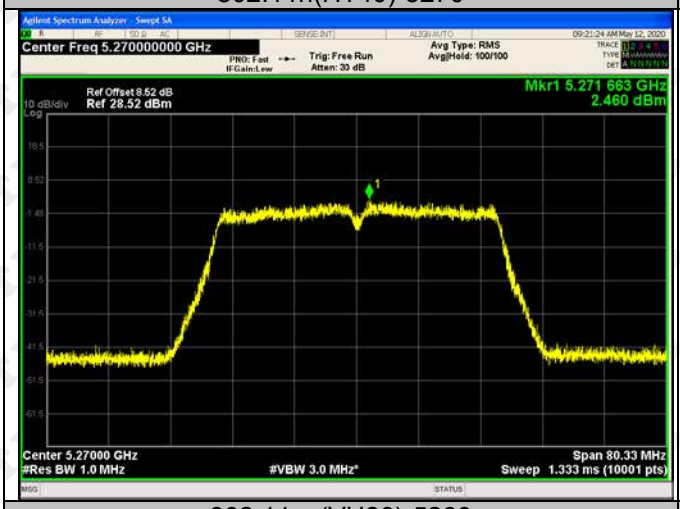

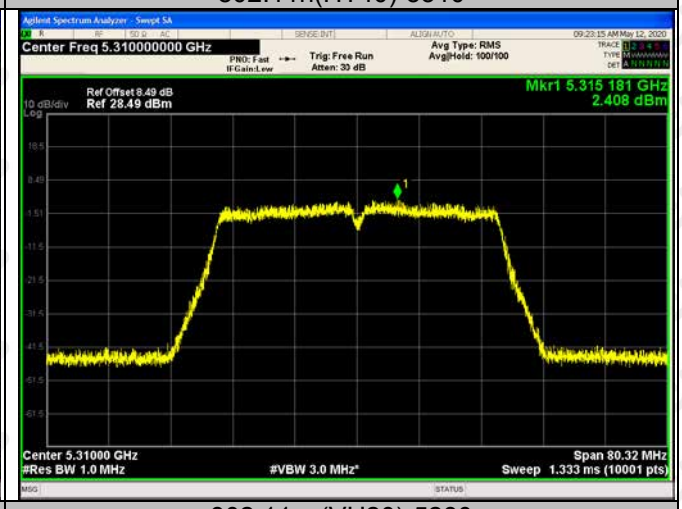

802.11ac(VH20)-5260

802.11ac(VH20)-5280

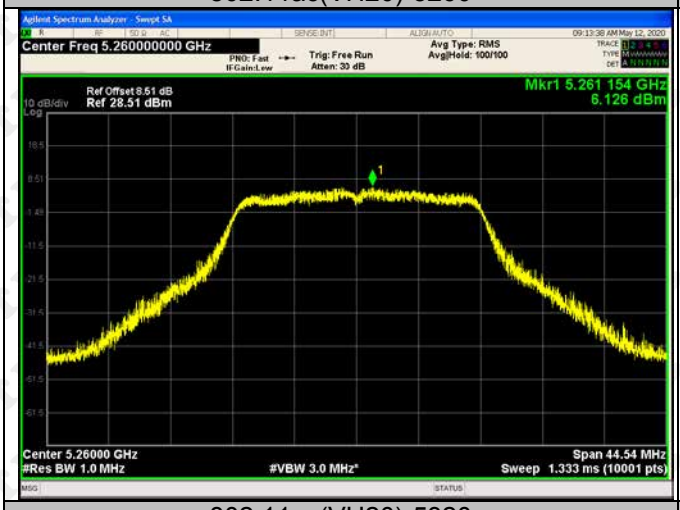

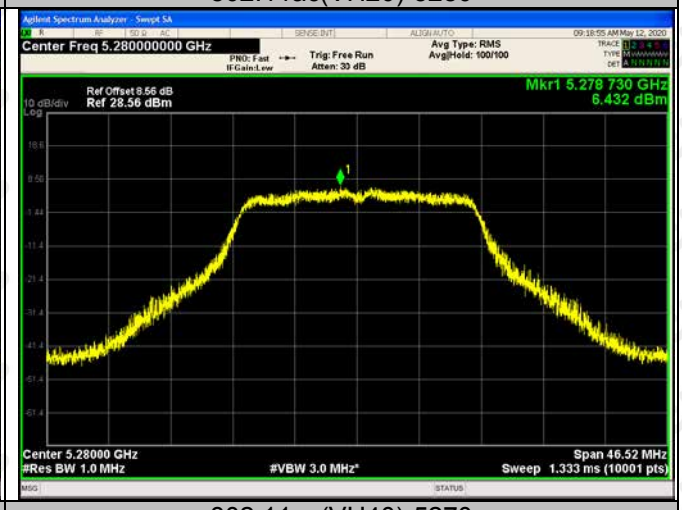

802.11ac(VH20)-5320

802.11ac(VH40)-5270

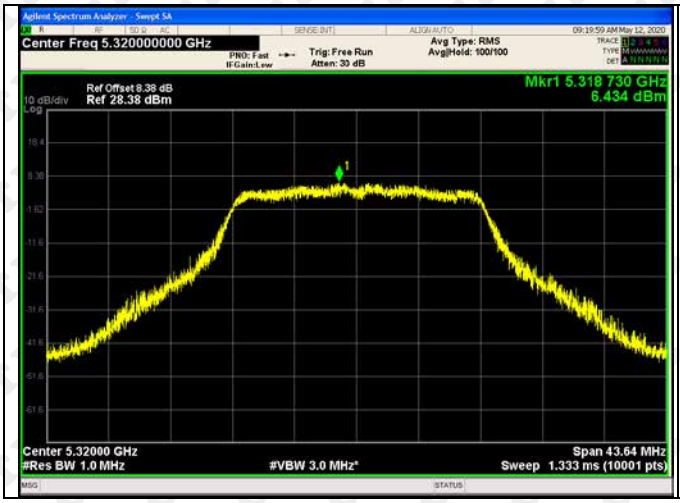

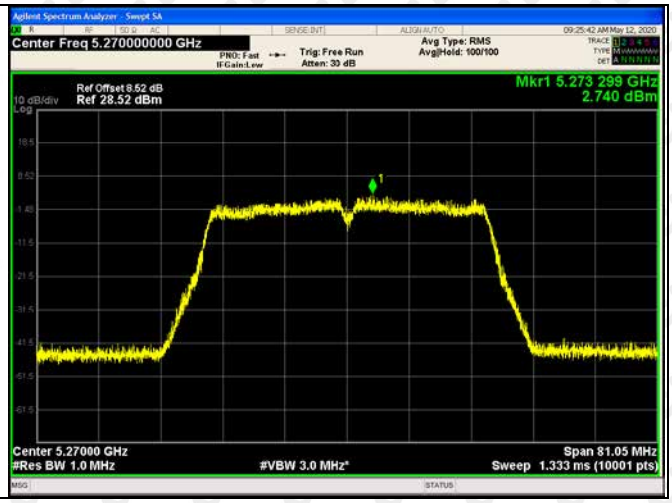

802.11ac(VH40)-5310

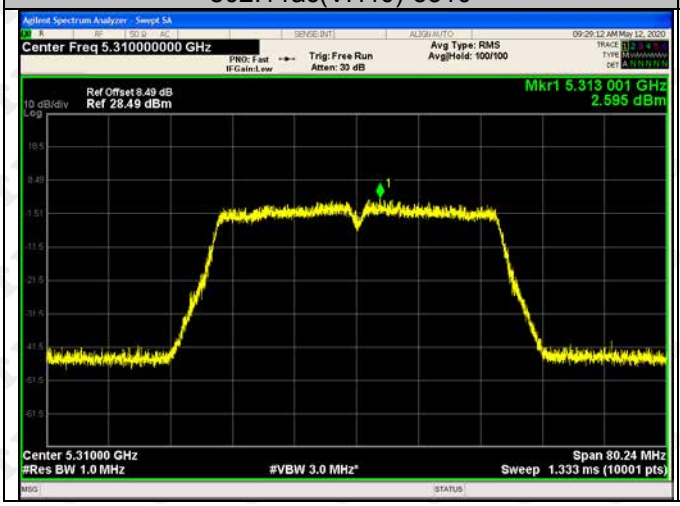

802.11ac(VH80)-5290

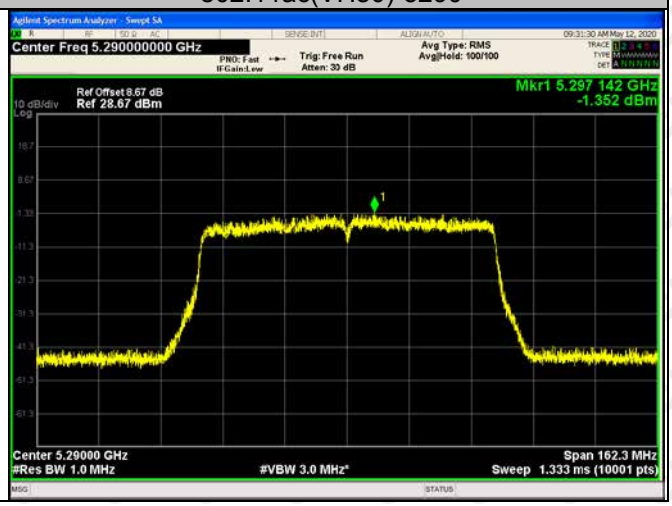

5470-5725MHz

802.11a-5500

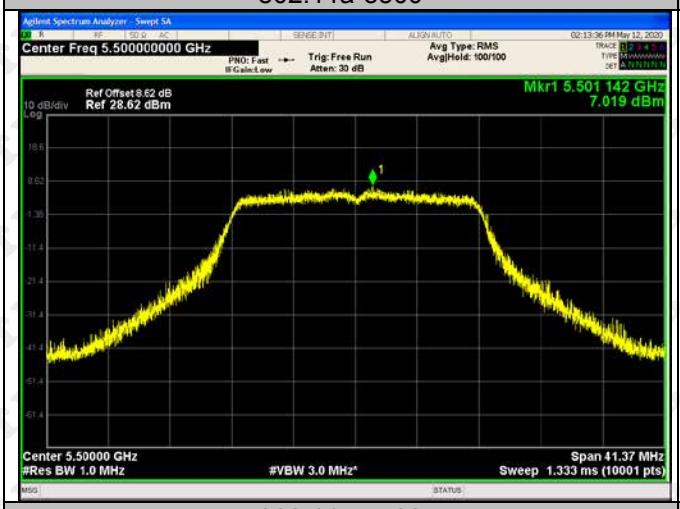

802.11a-5580

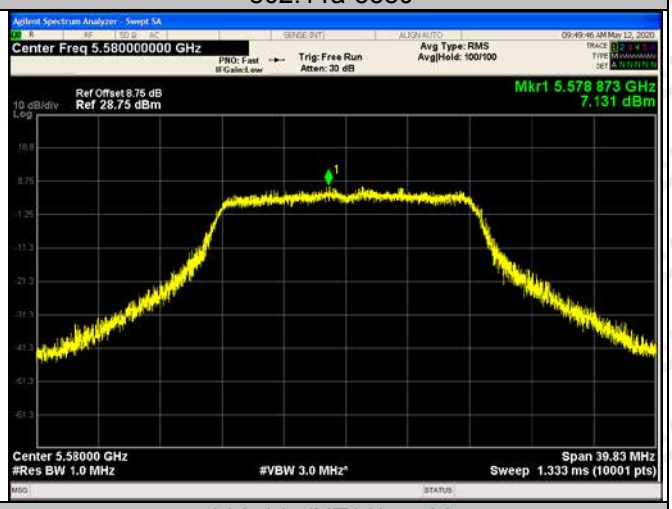

802.11a-5700 | 802.11n(HT20)-5500

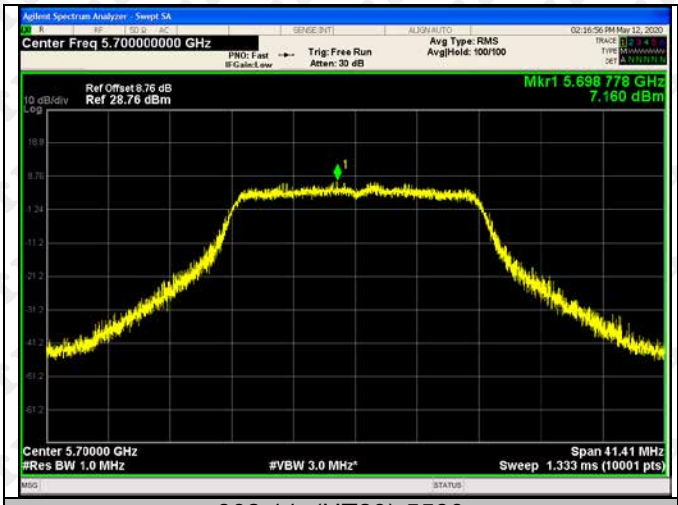

802.11n(HT20)-5580

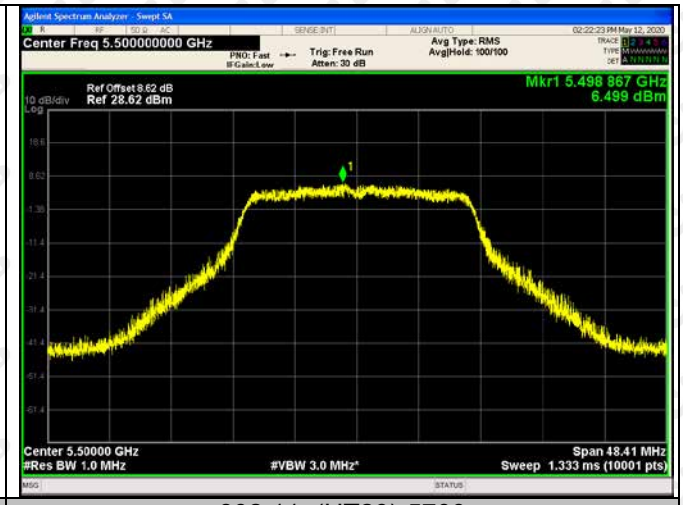

802.11n(HT20)-5700

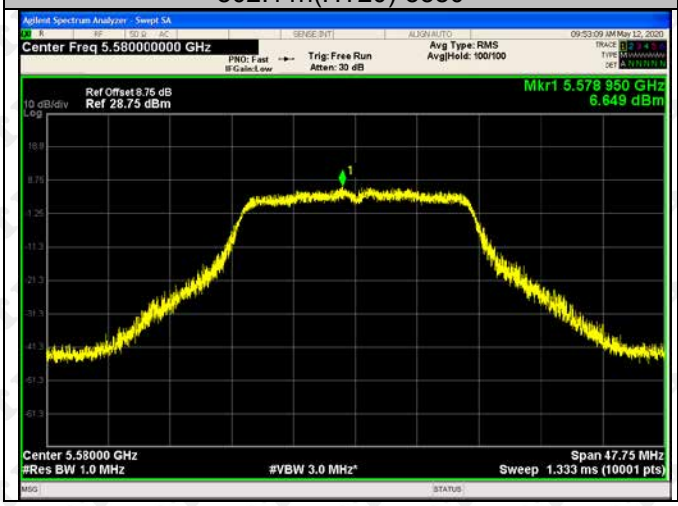

802.11n(HT40)-5510

802.11n(HT40)-5670

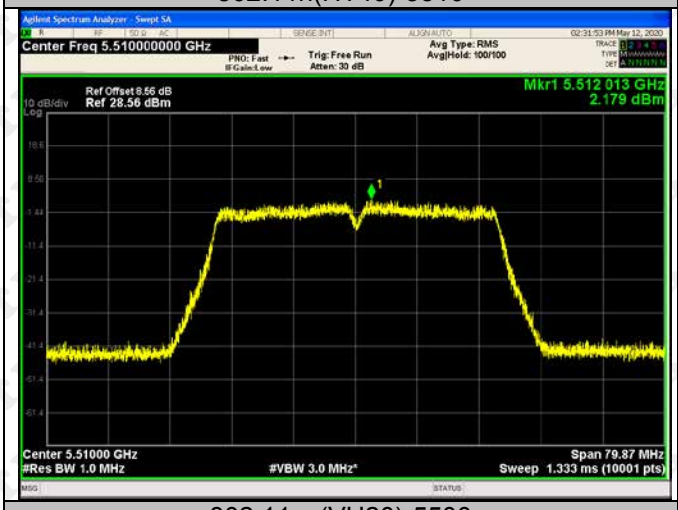

802.11ac(VH20)-5500

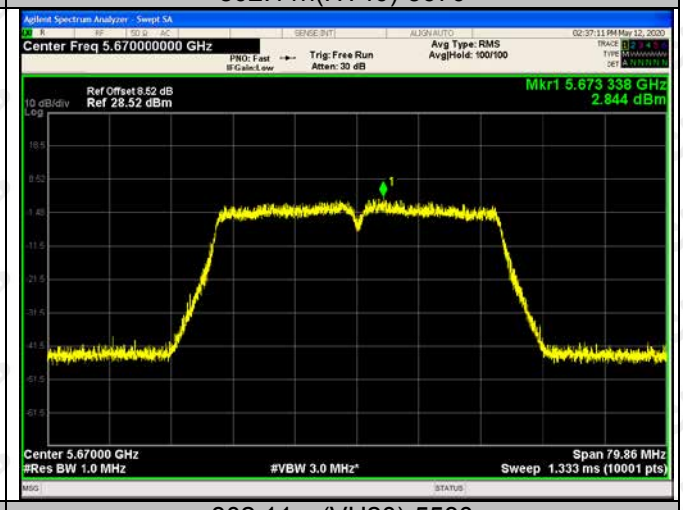

802.11ac(VH20)-5580

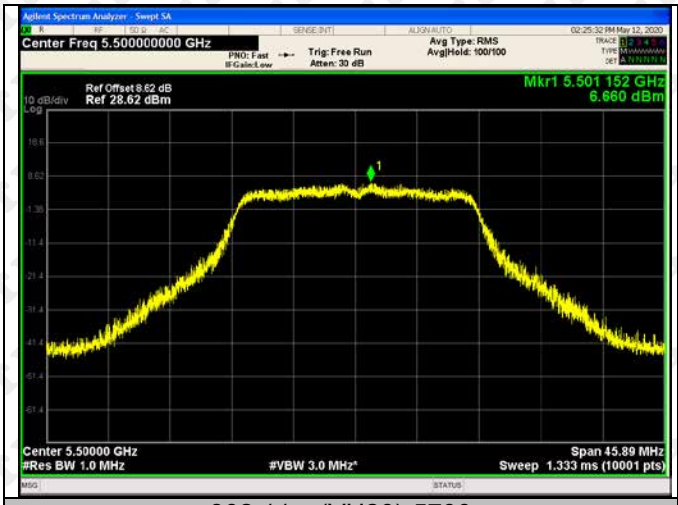

802.11ac(VH20)-5700

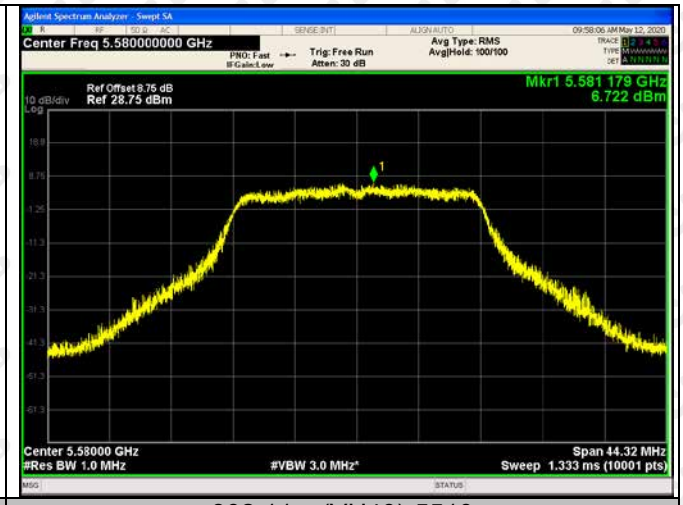

802.11ac(VH40)-5510

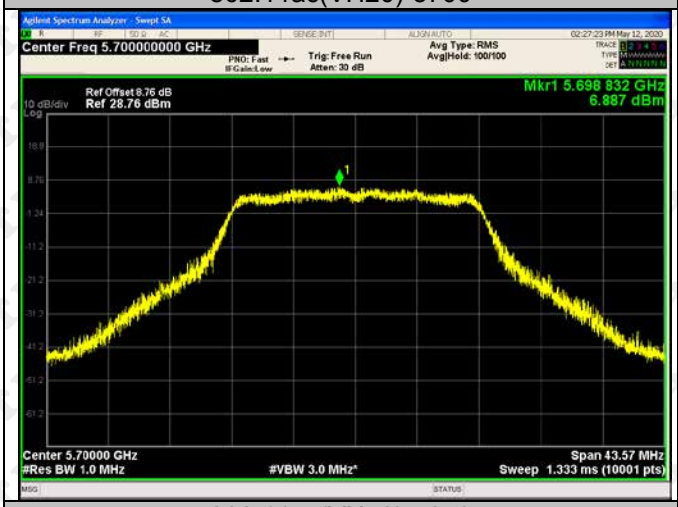

802.11ac(VH40)-5670

802.11ac(VH80)-5530

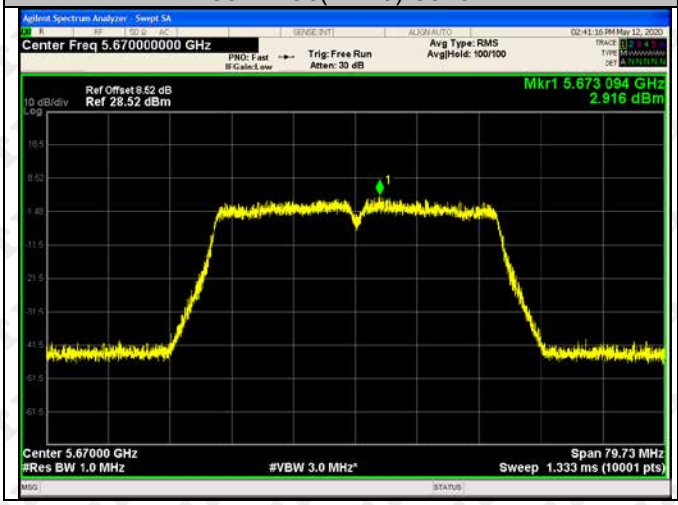

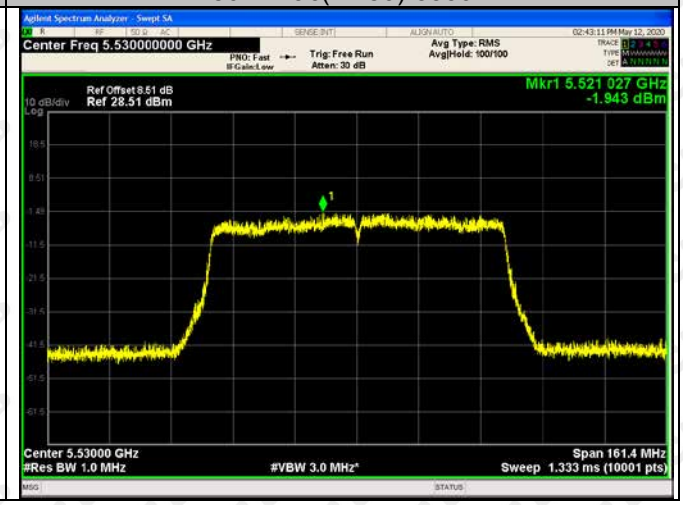

5725-5850MHz

802.11a-5745

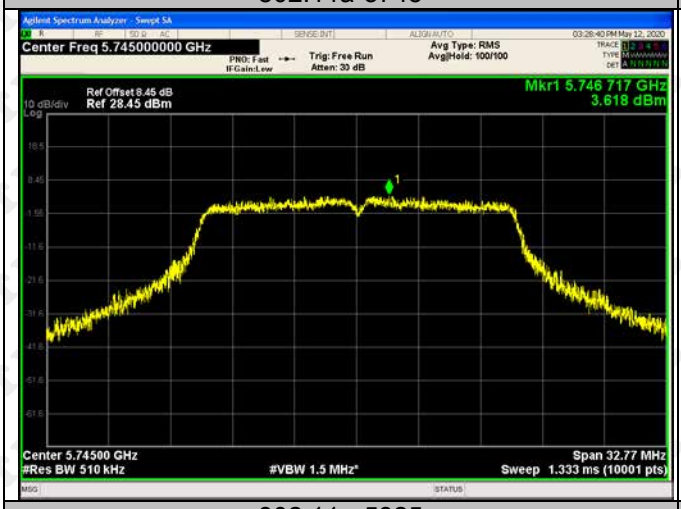

802.11a-5785

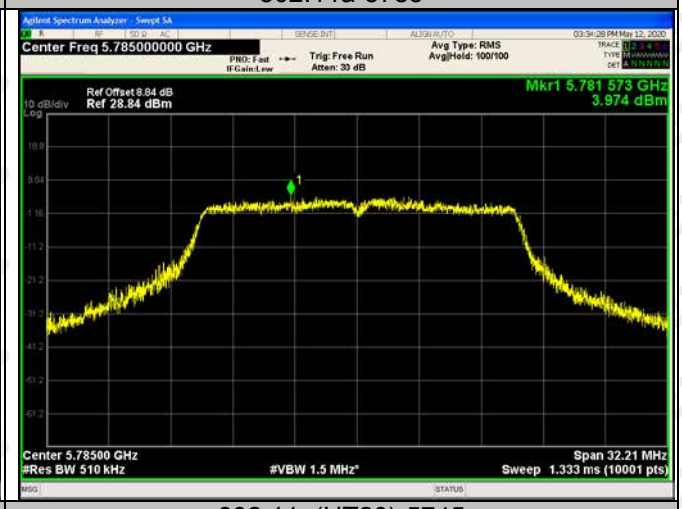

802.11a-5825

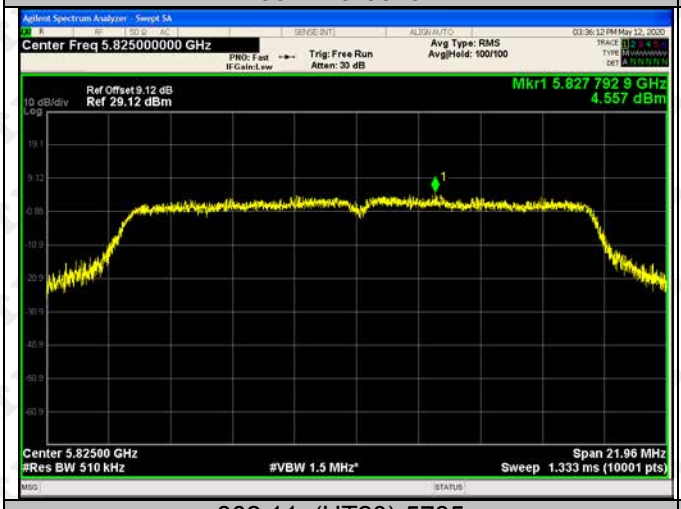

802.11n(HT20)-5745

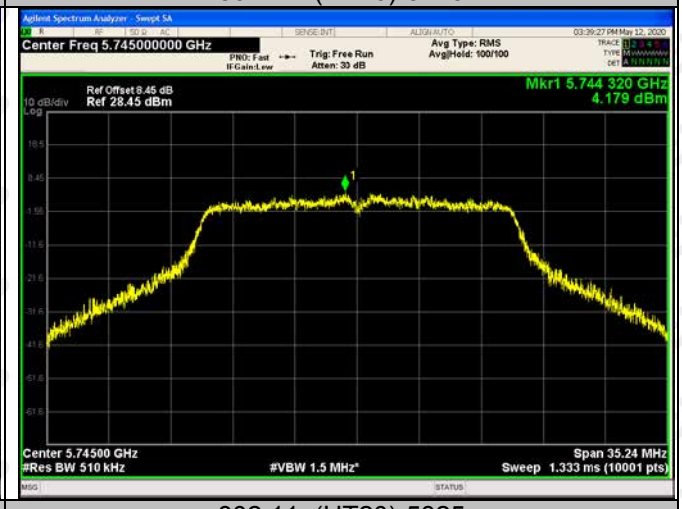

802.11n(HT20)-5785

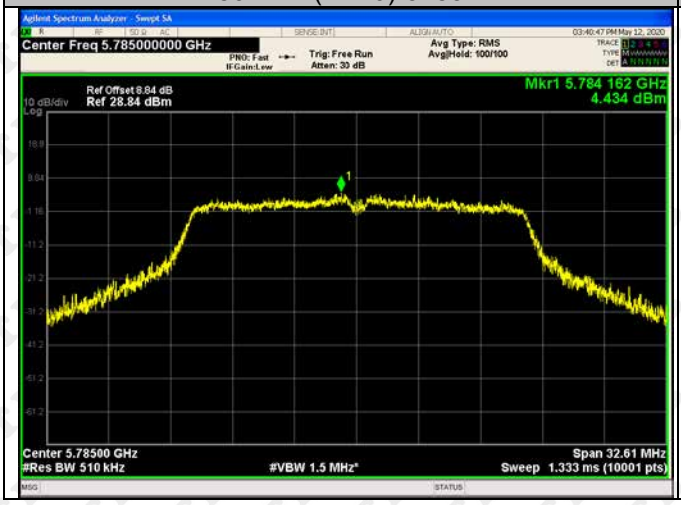
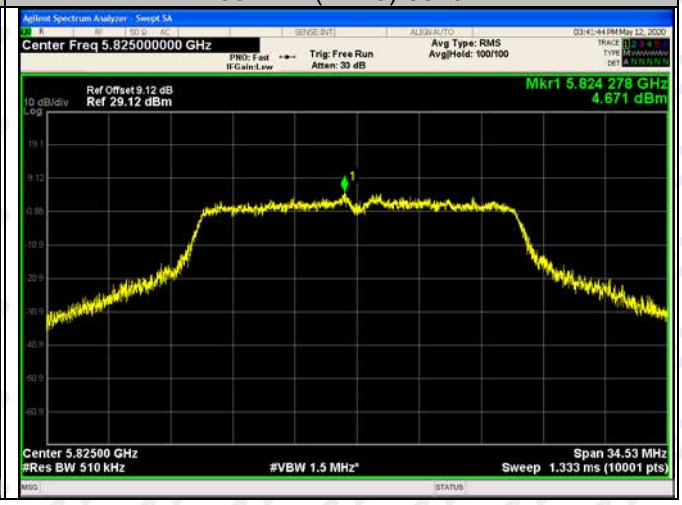
802.11n(HT20)-5825