Test Plot 1#: LTE Band 2_Body Back_1RB_Middle

DUT: 4G LTE Mobile WIFI; Type: M7; Serial: RDG200421001-SA-S1

Communication System: Generic FDD-LTE; Frequency: 1880 MHz;Duty Cycle: 1:1
Medium parameters used: f = 1880 MHz; σ = 1.383 S/m; ε_r = 39.118; ρ = 1000 kg/m^3 ;
Phantom section: Flat Section

DASY5 Configuration:

- Probe: EX3DV4 - SN7329; ConvF(8.29, 8.29, 8.29) @1880 MHz; Calibrated: 2019/10/22
- Sensor-Surface: 1.4mm (Mechanical Surface Detection)
- Electronics: DAE4 Sn772; Calibrated: 2019/10/6
- Phantom: Twin SAM; Type: Twin SAM V5.0; Serial: TP:1412
- Measurement SW: DASY52, Version 52.10 (2); SEMCAD X Version 14.6.12 (7470)

Area Scan (61x81x1): Interpolated grid: dx=1.500 mm, dy=1.500 mm
Maximum value of SAR (interpolated) = 0.608 W/kg

Zoom Scan (5x5x7)/Cube 0: Measurement grid: dx=8mm, dy=8mm, dz=5mm
Reference Value = 5.455 V/m; Power Drift = 0.06 dB
Peak SAR (extrapolated) = 0.700 W/kg
SAR(1 g) = 0.396 W/kg; SAR(10 g) = 0.222 W/kg
Maximum value of SAR (measured) = 0.575 W/kg

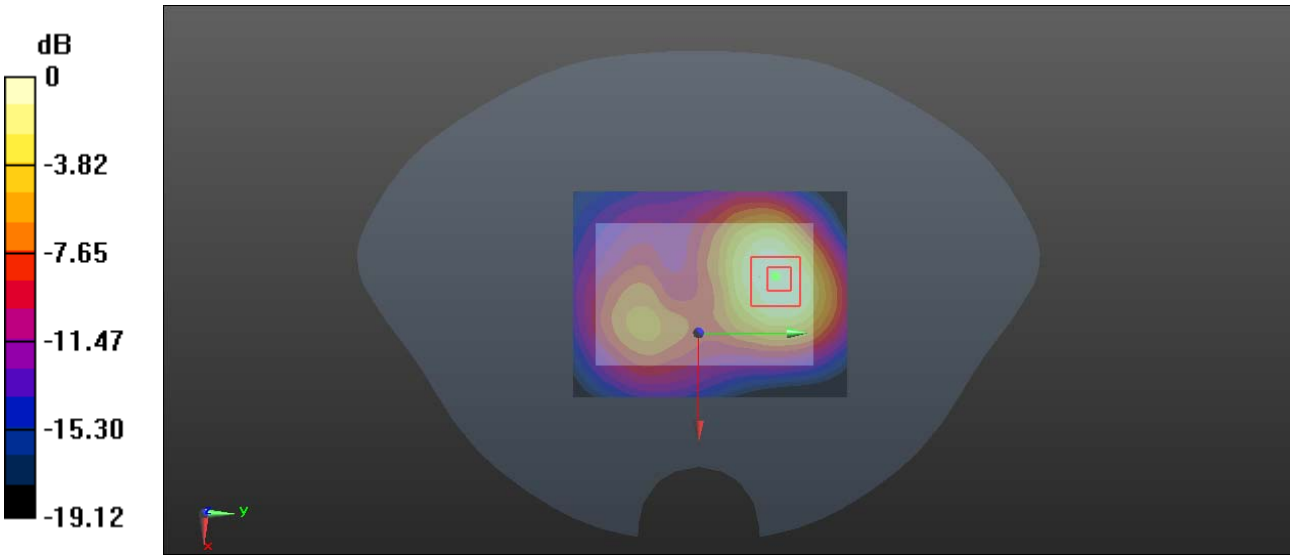

0 dB = 0.575 W/kg = -2.40 dBW/kg

Test Plot 2#: LTE Band 2_Body Back_50%RB_Middle

DUT: 4G LTE Mobile WIFI; Type: M7; Serial: RDG200421001-SA-S1

Communication System: Generic FDD-LTE; Frequency: 1880 MHz;Duty Cycle: 1:1
Medium parameters used: f = 1880 MHz; σ = 1.383 S/m; ε_r = 39.118; ρ = 1000 kg/m^3 ;
Phantom section: Flat Section

DASY5 Configuration:

- Probe: EX3DV4 - SN7329; ConvF(8.29, 8.29, 8.29) @1880 MHz; Calibrated: 2019/10/22
- Sensor-Surface: 1.4mm (Mechanical Surface Detection)
- Electronics: DAE4 Sn772; Calibrated: 2019/10/6
- Phantom: Twin SAM; Type: Twin SAM V5.0; Serial: TP:1412
- Measurement SW: DASY52, Version 52.10 (2); SEMCAD X Version 14.6.12 (7470)

Area Scan (61x81x1): Interpolated grid: dx=1.500 mm, dy=1.500 mm
Maximum value of SAR (interpolated) = 0.425 W/kg

Zoom Scan (5x5x7)/Cube 0: Measurement grid: dx=8mm, dy=8mm, dz=5mm
Reference Value = 5.182 V/m; Power Drift = -0.17 dB
Peak SAR (extrapolated) = 0.500 W/kg
SAR(1 g) = 0.279 W/kg; SAR(10 g) = 0.154 W/kg
Maximum value of SAR (measured) = 0.413 W/kg

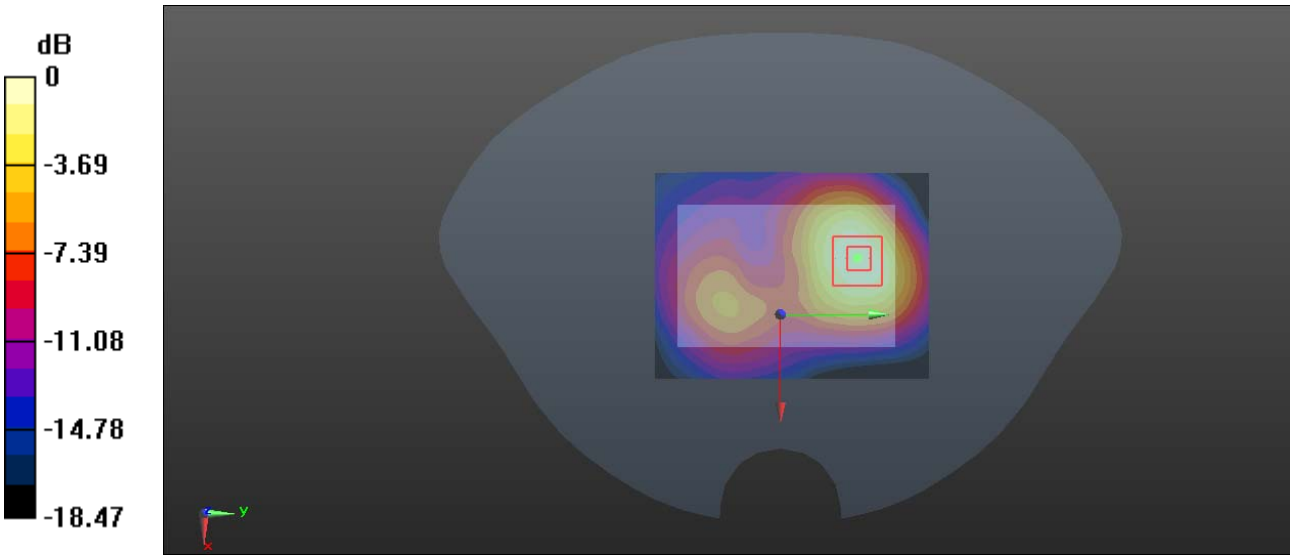

0 dB = 0.413 W/kg = -3.84 dBW/kg

Test Plot 3#: LTE Band 2_Body Front_1RB_Middle

DUT: 4G LTE Mobile WIFI; Type: M7; Serial: RDG200421001-SA-S1

Communication System: Generic FDD-LTE; Frequency: 1880 MHz;Duty Cycle: 1:1
Medium parameters used: f = 1880 MHz; σ = 1.383 S/m; ε_r = 39.118; ρ = 1000 kg/m^3 ;
Phantom section: Flat Section

DASY5 Configuration:

- Probe: EX3DV4 - SN7329; ConvF(8.29, 8.29, 8.29) @1880 MHz; Calibrated: 2019/10/22
- Sensor-Surface: 1.4mm (Mechanical Surface Detection)
- Electronics: DAE4 Sn772; Calibrated: 2019/10/6
- Phantom: Twin SAM; Type: Twin SAM V5.0; Serial: TP:1412
- Measurement SW: DASY52, Version 52.10 (2); SEMCAD X Version 14.6.12 (7470)

Area Scan (61x81x1): Interpolated grid: dx=1.500 mm, dy=1.500 mm
Maximum value of SAR (interpolated) = 0.249 W/kg

Zoom Scan (5x5x7)/Cube 0: Measurement grid: dx=8mm, dy=8mm, dz=5mm
Reference Value = 5.847 V/m; Power Drift = 0.10 dB
Peak SAR (extrapolated) = 0.316 W/kg
SAR(1 g) = 0.184 W/kg; SAR(10 g) = 0.107 W/kg
Maximum value of SAR (measured) = 0.267 W/kg

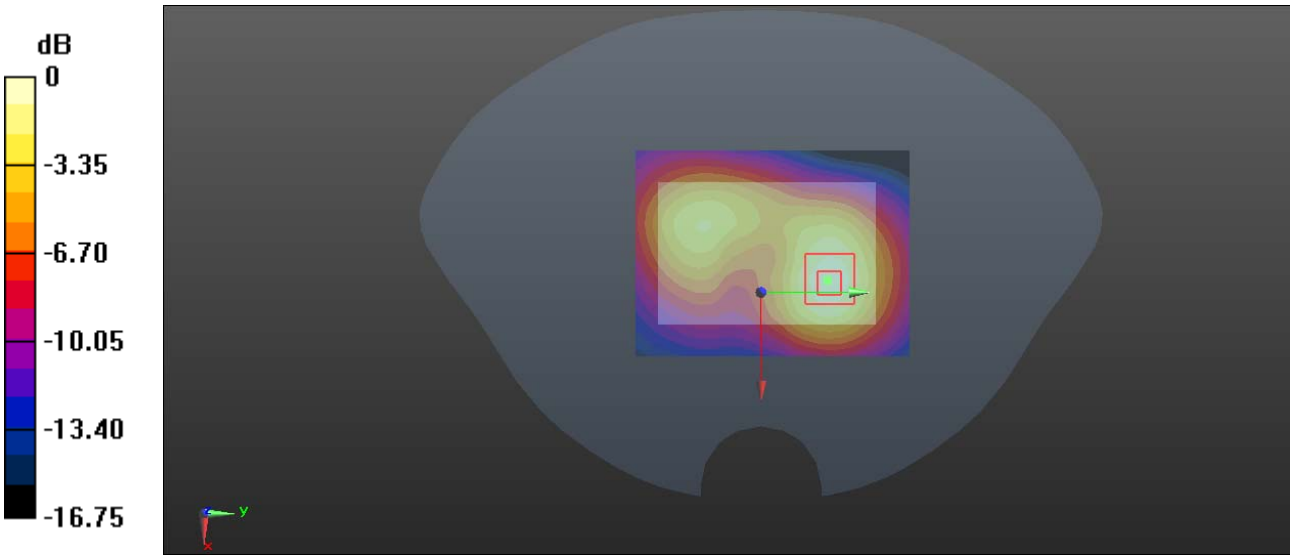

0 dB = 0.267 W/kg = -5.73 dBW/kg

Test Plot 4#: LTE Band 2_Body Front_50%RB_Middle

DUT: 4G LTE Mobile WIFI; Type: M7; Serial: RDG200421001-SA-S1

Communication System: Generic FDD-LTE; Frequency: 1880 MHz;Duty Cycle: 1:1
Medium parameters used: f = 1880 MHz; σ = 1.383 S/m; ε_r = 39.118; ρ = 1000 kg/m^3 ;
Phantom section: Flat Section

DASY5 Configuration:

- Probe: EX3DV4 - SN7329; ConvF(8.29, 8.29, 8.29) @1880 MHz; Calibrated: 2019/10/22
- Sensor-Surface: 1.4mm (Mechanical Surface Detection)
- Electronics: DAE4 Sn772; Calibrated: 2019/10/6
- Phantom: Twin SAM; Type: Twin SAM V5.0; Serial: TP:1412
- Measurement SW: DASY52, Version 52.10 (2); SEMCAD X Version 14.6.12 (7470)

Area Scan (61x81x1): Interpolated grid: dx=1.500 mm, dy=1.500 mm
Maximum value of SAR (interpolated) = 0.207 W/kg

Zoom Scan (5x5x7)/Cube 0: Measurement grid: dx=8mm, dy=8mm, dz=5mm
Reference Value = 5.461 V/m; Power Drift = 0.08 dB
Peak SAR (extrapolated) = 0.237 W/kg
SAR(1 g) = 0.139 W/kg; SAR(10 g) = 0.082 W/kg
Maximum value of SAR (measured) = 0.201 W/kg

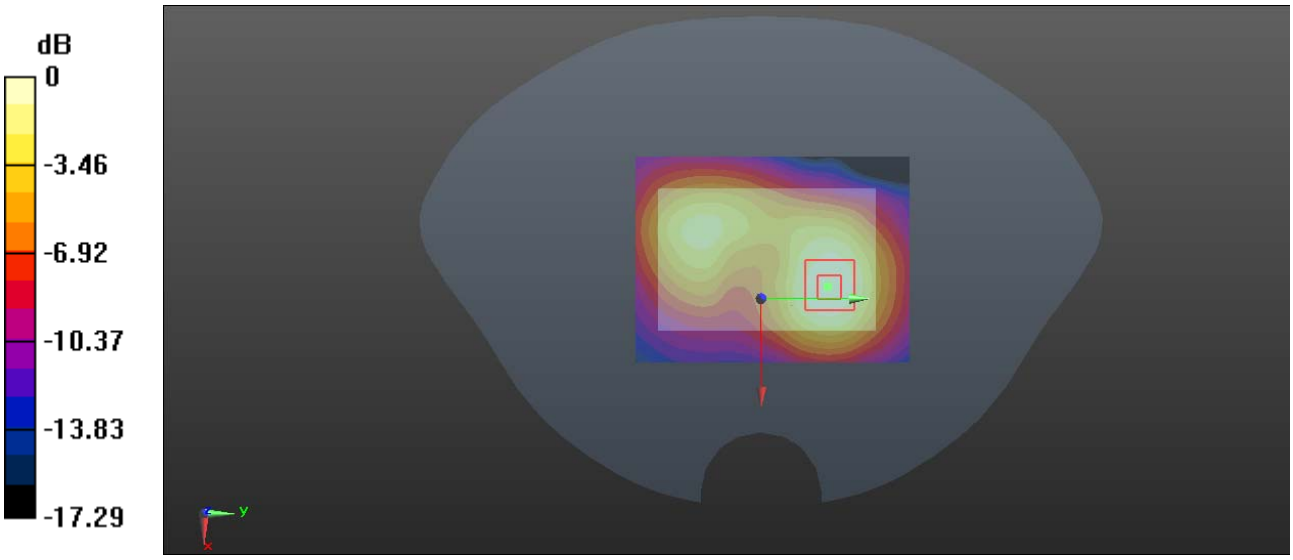

0 dB = 0.201 W/kg = -6.97 dBW/kg

Test Plot 5#: LTE Band 2_Body Left_1RB_Middle

DUT: 4G LTE Mobile WIFI; Type: M7; Serial: RDG200421001-SA-S1

Communication System: Generic FDD-LTE; Frequency: 1880 MHz;Duty Cycle: 1:1
Medium parameters used: f = 1880 MHz; σ = 1.383 S/m; ε_r = 39.118; ρ = 1000 kg/m^3 ;
Phantom section: Flat Section

DASY5 Configuration:

- Probe: EX3DV4 - SN7329; ConvF(8.29, 8.29, 8.29) @1880 MHz; Calibrated: 2019/10/22
- Sensor-Surface: 1.4mm (Mechanical Surface Detection)
- Electronics: DAE4 Sn772; Calibrated: 2019/10/6
- Phantom: Twin SAM; Type: Twin SAM V5.0; Serial: TP:1412
- Measurement SW: DASY52, Version 52.10 (2); SEMCAD X Version 14.6.12 (7470)

Area Scan (41x81x1): Interpolated grid: dx=1.500 mm, dy=1.500 mm
Maximum value of SAR (interpolated) = 0.0674 W/kg

Zoom Scan (5x5x7)/Cube 0: Measurement grid: dx=8mm, dy=8mm, dz=5mm
Reference Value = 5.108 V/m; Power Drift = 0.17 dB
Peak SAR (extrapolated) = 0.0820 W/kg
SAR(1 g) = 0.050 W/kg; SAR(10 g) = 0.030 W/kg
Maximum value of SAR (measured) = 0.0706 W/kg

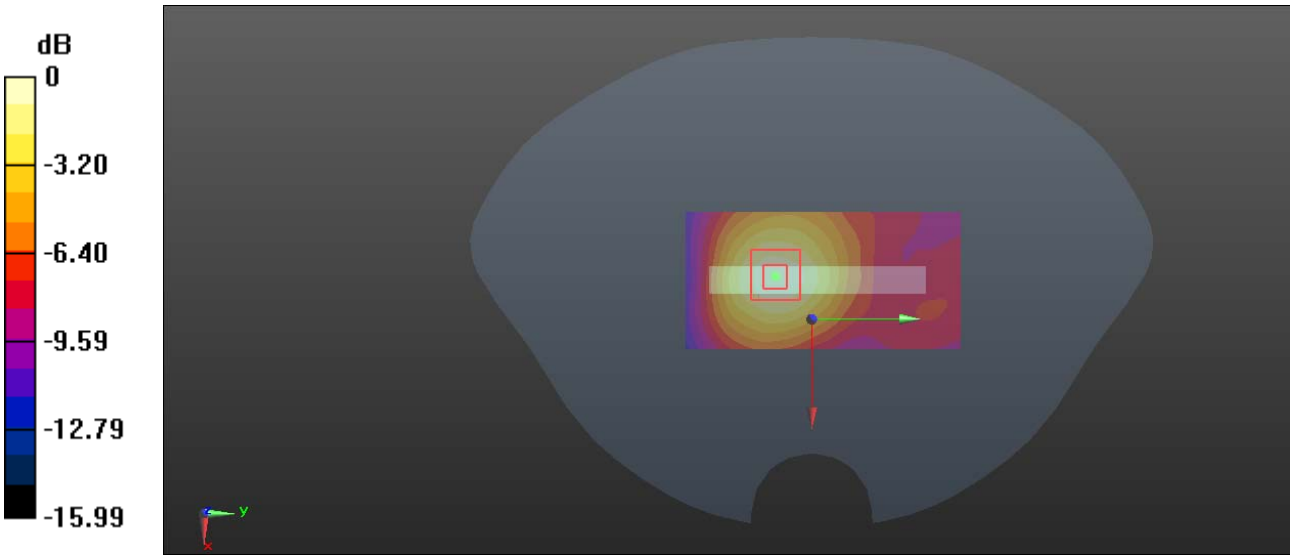

0 dB = 0.0706 W/kg = -11.51 dBW/kg

Test Plot 6#: LTE Band 2_Body Left_50%RB_Middle

DUT: 4G LTE Mobile WIFI; Type: M7; Serial: RDG200421001-SA-S1

Communication System: Generic FDD-LTE; Frequency: 1880 MHz;Duty Cycle: 1:1
Medium parameters used: f = 1880 MHz; σ = 1.383 S/m; ε_r = 39.118; ρ = 1000 kg/m^3 ;
Phantom section: Flat Section

DASY5 Configuration:

- Probe: EX3DV4 - SN7329; ConvF(8.29, 8.29, 8.29) @1880 MHz; Calibrated: 2019/10/22
- Sensor-Surface: 1.4mm (Mechanical Surface Detection)
- Electronics: DAE4 Sn772; Calibrated: 2019/10/6
- Phantom: Twin SAM; Type: Twin SAM V5.0; Serial: TP:1412
- Measurement SW: DASY52, Version 52.10 (2); SEMCAD X Version 14.6.12 (7470)

Area Scan (41x81x1): Interpolated grid: dx=1.500 mm, dy=1.500 mm
Maximum value of SAR (interpolated) = 0.0487 W/kg

Zoom Scan (5x5x7)/Cube 0: Measurement grid: dx=8mm, dy=8mm, dz=5mm
Reference Value = 4.372 V/m; Power Drift = 0.12 dB
Peak SAR (extrapolated) = 0.0620 W/kg
SAR(1 g) = 0.037 W/kg; SAR(10 g) = 0.022 W/kg
Maximum value of SAR (measured) = 0.0529 W/kg

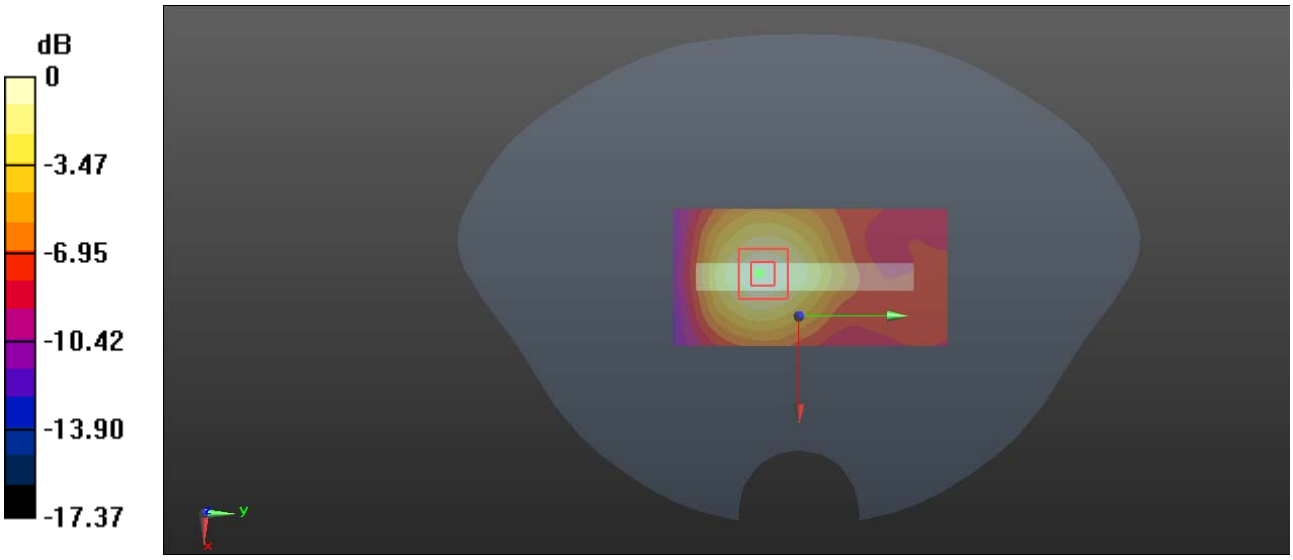

0 dB = 0.0529 W/kg = -12.77 dBW/kg

Test Plot 7#: LTE Band 2_Body Right_1RB_Middle

DUT: 4G LTE Mobile WIFI; Type: M7; Serial: RDG200421001-SA-S1

Communication System: Generic FDD-LTE; Frequency: 1880 MHz;Duty Cycle: 1:1
Medium parameters used: f = 1880 MHz; σ = 1.383 S/m; ε_r = 39.118; ρ = 1000 kg/m^3 ;
Phantom section: Flat Section

DASY5 Configuration:

- Probe: EX3DV4 - SN7329; ConvF(8.29, 8.29, 8.29) @1880 MHz; Calibrated: 2019/10/22
- Sensor-Surface: 1.4mm (Mechanical Surface Detection)
- Electronics: DAE4 Sn772; Calibrated: 2019/10/6
- Phantom: Twin SAM; Type: Twin SAM V5.0; Serial: TP:1412
- Measurement SW: DASY52, Version 52.10 (2); SEMCAD X Version 14.6.12 (7470)

Area Scan (41x81x1): Interpolated grid: dx=1.500 mm, dy=1.500 mm
Maximum value of SAR (interpolated) = 0.186 W/kg

Zoom Scan (5x6x7)/Cube 0: Measurement grid: dx=8mm, dy=8mm, dz=5mm
Reference Value = 10.22 V/m; Power Drift = -0.15 dB
Peak SAR (extrapolated) = 0.220 W/kg
SAR(1 g) = 0.133 W/kg; SAR(10 g) = 0.080 W/kg
Maximum value of SAR (measured) = 0.188 W/kg

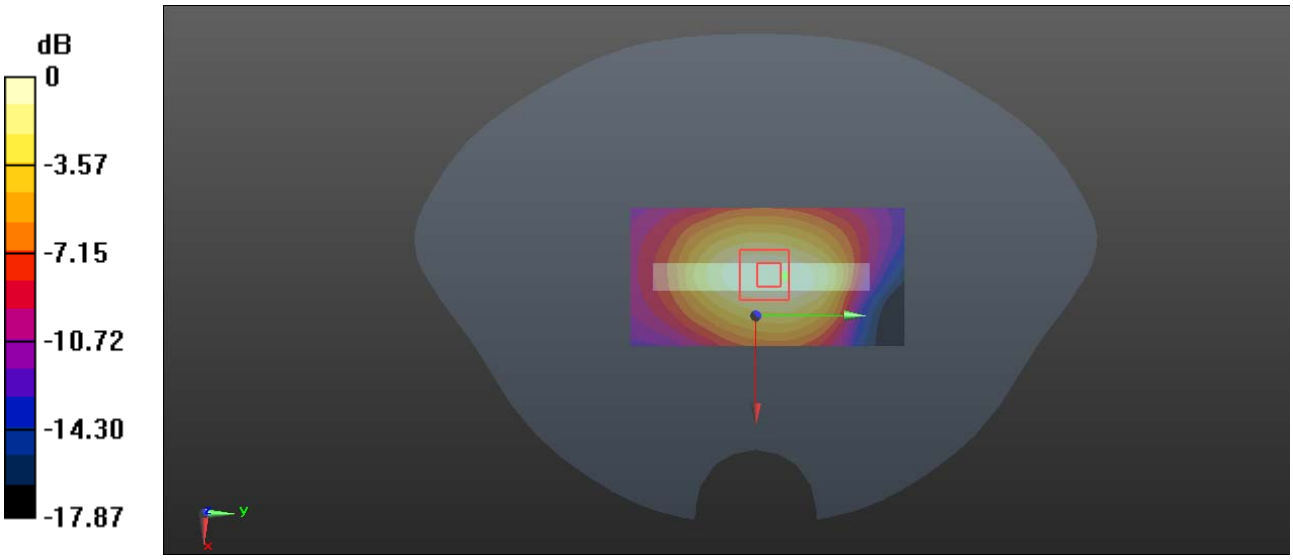

0 dB = 0.188 W/kg = -7.26 dBW/kg

Test Plot 8#: LTE Band 2_Body Right_50%RB_Middle

DUT: 4G LTE Mobile WIFI; Type: M7; Serial: RDG200421001-SA-S1

Communication System: Generic FDD-LTE; Frequency: 1880 MHz;Duty Cycle: 1:1
Medium parameters used: f = 1880 MHz; σ = 1.383 S/m; ε_r = 39.118; ρ = 1000 kg/m^3 ;
Phantom section: Flat Section

DASY5 Configuration:

- Probe: EX3DV4 - SN7329; ConvF(8.29, 8.29, 8.29) @1880 MHz; Calibrated: 2019/10/22
- Sensor-Surface: 1.4mm (Mechanical Surface Detection)
- Electronics: DAE4 Sn772; Calibrated: 2019/10/6
- Phantom: Twin SAM; Type: Twin SAM V5.0; Serial: TP:1412
- Measurement SW: DASY52, Version 52.10 (2); SEMCAD X Version 14.6.12 (7470)

Area Scan (41x81x1): Interpolated grid: dx=1.500 mm, dy=1.500 mm
Maximum value of SAR (interpolated) = 0.131 W/kg

Zoom Scan (5x5x7)/Cube 0: Measurement grid: dx=8mm, dy=8mm, dz=5mm
Reference Value = 8.365 V/m; Power Drift = 0.12 dB
Peak SAR (extrapolated) = 0.163 W/kg
SAR(1 g) = 0.097 W/kg; SAR(10 g) = 0.058 W/kg
Maximum value of SAR (measured) = 0.139 W/kg

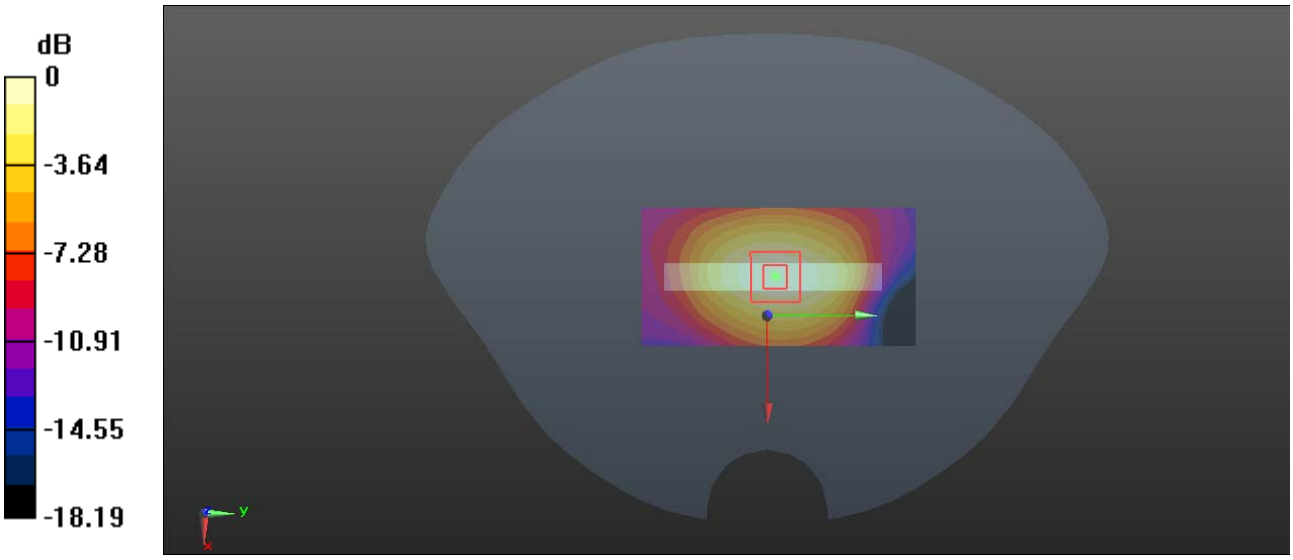

0 dB = 0.139 W/kg = -8.57 dBW/kg

Test Plot 9#: LTE Band 2_Body Top_1RB_Middle

DUT: 4G LTE Mobile WIFI; Type: M7; Serial: RDG200421001-SA-S1

Communication System: Generic FDD-LTE; Frequency: 1880 MHz;Duty Cycle: 1:1
Medium parameters used: f = 1880 MHz; σ = 1.383 S/m; ε_r = 39.118; ρ = 1000 kg/m^3 ;
Phantom section: Flat Section

DASY5 Configuration:

- Probe: EX3DV4 - SN7329; ConvF(8.29, 8.29, 8.29) @1880 MHz; Calibrated: 2019/10/22
- Sensor-Surface: 1.4mm (Mechanical Surface Detection)
- Electronics: DAE4 Sn772; Calibrated: 2019/10/6
- Phantom: Twin SAM; Type: Twin SAM V5.0; Serial: TP:1412
- Measurement SW: DASY52, Version 52.10 (2); SEMCAD X Version 14.6.12 (7470)

Area Scan (41x61x1): Interpolated grid: dx=1.500 mm, dy=1.500 mm
Maximum value of SAR (interpolated) = 0.229 W/kg

Zoom Scan (6x5x7)/Cube 0: Measurement grid: dx=8mm, dy=8mm, dz=5mm
Reference Value = 11.01 V/m; Power Drift = -0.08 dB
Peak SAR (extrapolated) = 0.251 W/kg
SAR(1 g) = 0.143 W/kg; SAR(10 g) = 0.082 W/kg
Maximum value of SAR (measured) = 0.203 W/kg

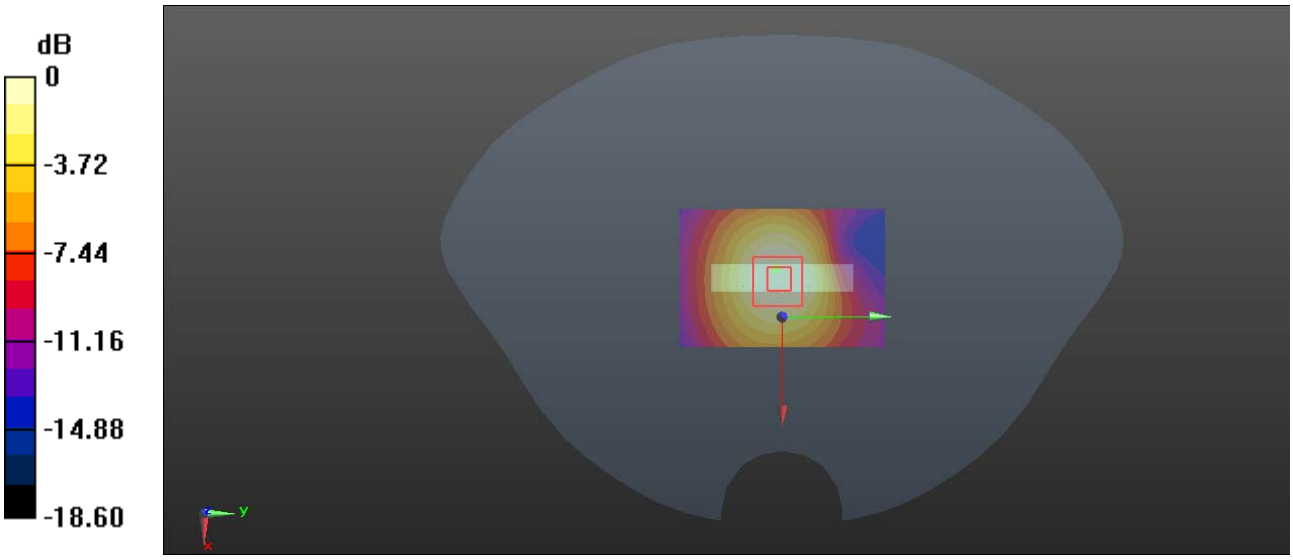

0 dB = 0.203 W/kg = -6.93 dBW/kg

Test Plot 10#: LTE Band 2_Body Top_50%RB_Middle

DUT: 4G LTE Mobile WIFI; Type: M7; Serial: RDG200421001-SA-S1

Communication System: Generic FDD-LTE; Frequency: 1880 MHz;Duty Cycle: 1:1
Medium parameters used: f = 1880 MHz; σ = 1.383 S/m; ε_r = 39.118; ρ = 1000 kg/m^3 ;
Phantom section: Flat Section

DASY5 Configuration:

- Probe: EX3DV4 - SN7329; ConvF(8.29, 8.29, 8.29) @1880 MHz; Calibrated: 2019/10/22
- Sensor-Surface: 1.4mm (Mechanical Surface Detection)
- Electronics: DAE4 Sn772; Calibrated: 2019/10/6
- Phantom: Twin SAM; Type: Twin SAM V5.0; Serial: TP:1412
- Measurement SW: DASY52, Version 52.10 (2); SEMCAD X Version 14.6.12 (7470)

Area Scan (41x61x1): Interpolated grid: dx=1.500 mm, dy=1.500 mm
Maximum value of SAR (interpolated) = 0.180 W/kg

Zoom Scan (6x5x7)/Cube 0: Measurement grid: dx=8mm, dy=8mm, dz=5mm
Reference Value = 9.622 V/m; Power Drift = -0.03 dB
Peak SAR (extrapolated) = 0.209 W/kg
SAR(1 g) = 0.118 W/kg; SAR(10 g) = 0.067 W/kg
Maximum value of SAR (measured) = 0.169 W/kg

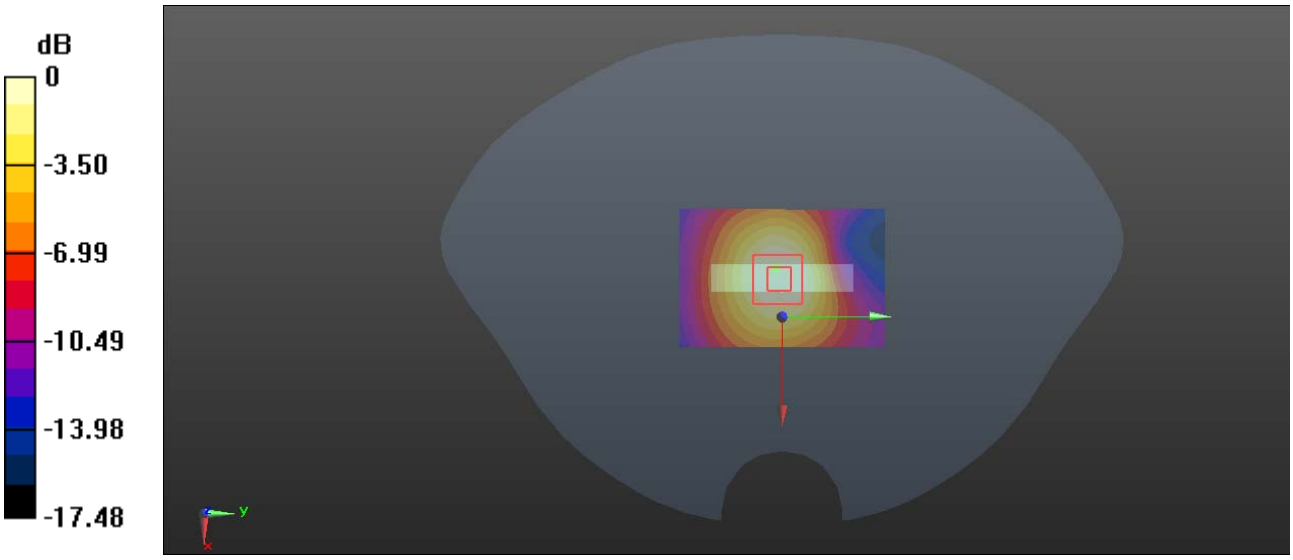

0 dB = 0.169 W/kg = -7.72 dBW/kg

Test Plot 11#: LTE Band 4_Body Back_1RB_Middle

DUT: 4G LTE Mobile WIFI; Type: M7; Serial: RDG200421001-SA-S1

Communication System: Generic FDD-LTE; Frequency: 1732.5 MHz;Duty Cycle: 1:1
Medium parameters used: f = 1732.5 MHz; σ = 1.343 S/m; ε_r = 41.195; ρ = 1000 kg/m^3 ;
Phantom section: Flat Section

DASY5 Configuration:

- Probe: EX3DV4 - SN7329; ConvF(8.39, 8.39, 8.39) @1732.5 MHz; Calibrated: 2019/10/22
- Sensor-Surface: 1.4mm (Mechanical Surface Detection)
- Electronics: DAE4 Sn772; Calibrated: 2019/10/6
- Phantom: Twin SAM; Type: Twin SAM V5.0; Serial: TP:1412
- Measurement SW: DASY52, Version 52.10 (2); SEMCAD X Version 14.6.12 (7470)

Area Scan (61x81x1): Interpolated grid: dx=1.500 mm, dy=1.500 mm
Maximum value of SAR (interpolated) = 0.727 W/kg

Zoom Scan (5x5x7)/Cube 0: Measurement grid: dx=8mm, dy=8mm, dz=5mm
Reference Value = 5.926 V/m; Power Drift = 0.08 dB
Peak SAR (extrapolated) = 0.926 W/kg
SAR(1 g) = 0.480 W/kg; SAR(10 g) = 0.247 W/kg
Maximum value of SAR (measured) = 0.767 W/kg



0 dB = 0.767 W/kg = -1.15 dBW/kg

Test Plot 12#: LTE Band 4_Body Back_50%RB_Middle

DUT: 4G LTE Mobile WIFI; Type: M7; Serial: RDG200421001-SA-S1

Communication System: Generic FDD-LTE; Frequency: 1732.5 MHz;Duty Cycle: 1:1
Medium parameters used: f = 1732.5 MHz; σ = 1.343 S/m; ε_r = 41.195; ρ = 1000 kg/m^3 ;
Phantom section: Flat Section

DASY5 Configuration:

- Probe: EX3DV4 - SN7329; ConvF(8.39, 8.39, 8.39) @1732.5 MHz; Calibrated: 2019/10/22
- Sensor-Surface: 1.4mm (Mechanical Surface Detection)
- Electronics: DAE4 Sn772; Calibrated: 2019/10/6
- Phantom: Twin SAM; Type: Twin SAM V5.0; Serial: TP:1412
- Measurement SW: DASY52, Version 52.10 (2); SEMCAD X Version 14.6.12 (7470)

Area Scan (61x81x1): Interpolated grid: dx=1.500 mm, dy=1.500 mm
Maximum value of SAR (interpolated) = 0.477 W/kg

Zoom Scan (5x5x7)/Cube 0: Measurement grid: dx=8mm, dy=8mm, dz=5mm
Reference Value = 4.961 V/m; Power Drift = 0.17 dB
Peak SAR (extrapolated) = 0.588 W/kg
SAR(1 g) = 0.308 W/kg; SAR(10 g) = 0.160 W/kg
Maximum value of SAR (measured) = 0.488 W/kg



0 dB = 0.488 W/kg = -3.12 dBW/kg

Test Plot 13#: LTE Band 4_Body Front_1RB_Middle

DUT: 4G LTE Mobile WIFI; Type: M7; Serial: RDG200421001-SA-S1

Communication System: Generic FDD-LTE; Frequency: 1732.5 MHz;Duty Cycle: 1:1
Medium parameters used: f = 1732.5 MHz; σ = 1.343 S/m; ε_r = 41.195; ρ = 1000 kg/m^3 ;
Phantom section: Flat Section

DASY5 Configuration:

- Probe: EX3DV4 - SN7329; ConvF(8.39, 8.39, 8.39) @1732.5 MHz; Calibrated: 2019/10/22
- Sensor-Surface: 1.4mm (Mechanical Surface Detection)
- Electronics: DAE4 Sn772; Calibrated: 2019/10/6
- Phantom: Twin SAM; Type: Twin SAM V5.0; Serial: TP:1412
- Measurement SW: DASY52, Version 52.10 (2); SEMCAD X Version 14.6.12 (7470)

Area Scan (61x81x1): Interpolated grid: dx=1.500 mm, dy=1.500 mm
Maximum value of SAR (interpolated) = 0.110 W/kg

Zoom Scan (5x5x7)/Cube 0: Measurement grid: dx=8mm, dy=8mm, dz=5mm
Reference Value = 5.879 V/m; Power Drift = -0.02 dB
Peak SAR (extrapolated) = 0.118 W/kg
SAR(1 g) = 0.076 W/kg; SAR(10 g) = 0.048 W/kg
Maximum value of SAR (measured) = 0.101 W/kg

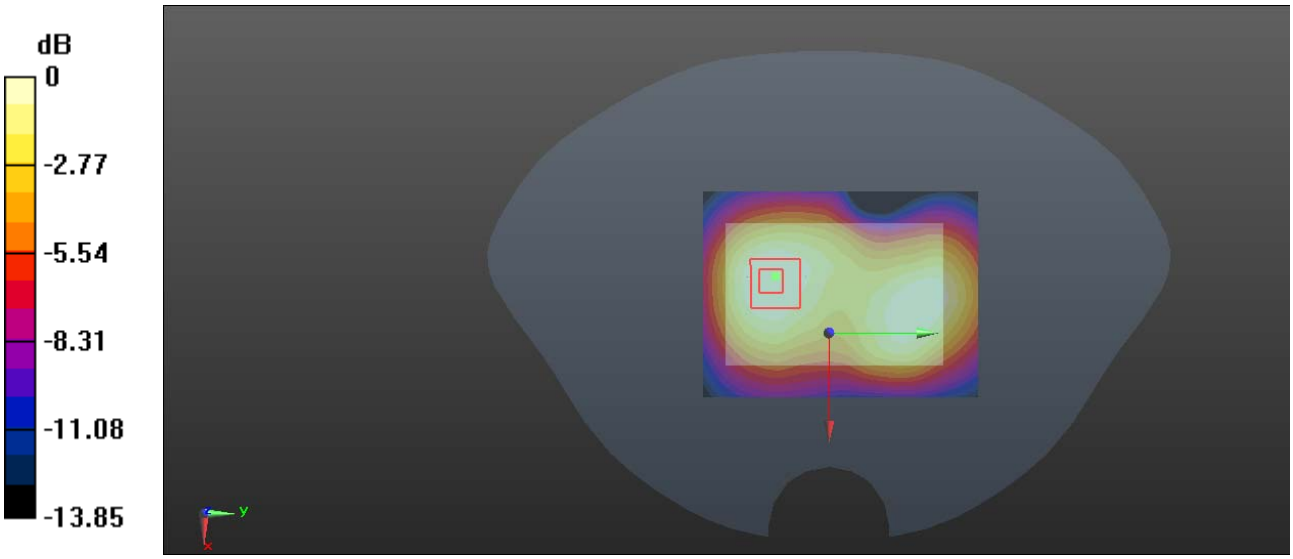

0 dB = 0.101 W/kg = -9.96 dBW/kg

Test Plot 14#: LTE Band 4_Body Front_50%RB_Middle

DUT: 4G LTE Mobile WIFI; Type: M7; Serial: RDG200421001-SA-S1

Communication System: Generic FDD-LTE; Frequency: 1732.5 MHz;Duty Cycle: 1:1
Medium parameters used: f = 1732.5 MHz; σ = 1.343 S/m; ε_r = 41.195; ρ = 1000 kg/m^3 ;
Phantom section: Flat Section

DASY5 Configuration:

- Probe: EX3DV4 - SN7329; ConvF(8.39, 8.39, 8.39) @1732.5 MHz; Calibrated: 2019/10/22
- Sensor-Surface: 1.4mm (Mechanical Surface Detection)
- Electronics: DAE4 Sn772; Calibrated: 2019/10/6
- Phantom: Twin SAM; Type: Twin SAM V5.0; Serial: TP:1412
- Measurement SW: DASY52, Version 52.10 (2); SEMCAD X Version 14.6.12 (7470)

Area Scan (61x81x1): Interpolated grid: dx=1.500 mm, dy=1.500 mm
Maximum value of SAR (interpolated) = 0.0693 W/kg

Zoom Scan (5x5x7)/Cube 0: Measurement grid: dx=8mm, dy=8mm, dz=5mm
Reference Value = 4.829 V/m; Power Drift = 0.13 dB
Peak SAR (extrapolated) = 0.0850 W/kg
SAR(1 g) = 0.053 W/kg; SAR(10 g) = 0.034 W/kg
Maximum value of SAR (measured) = 0.0705 W/kg

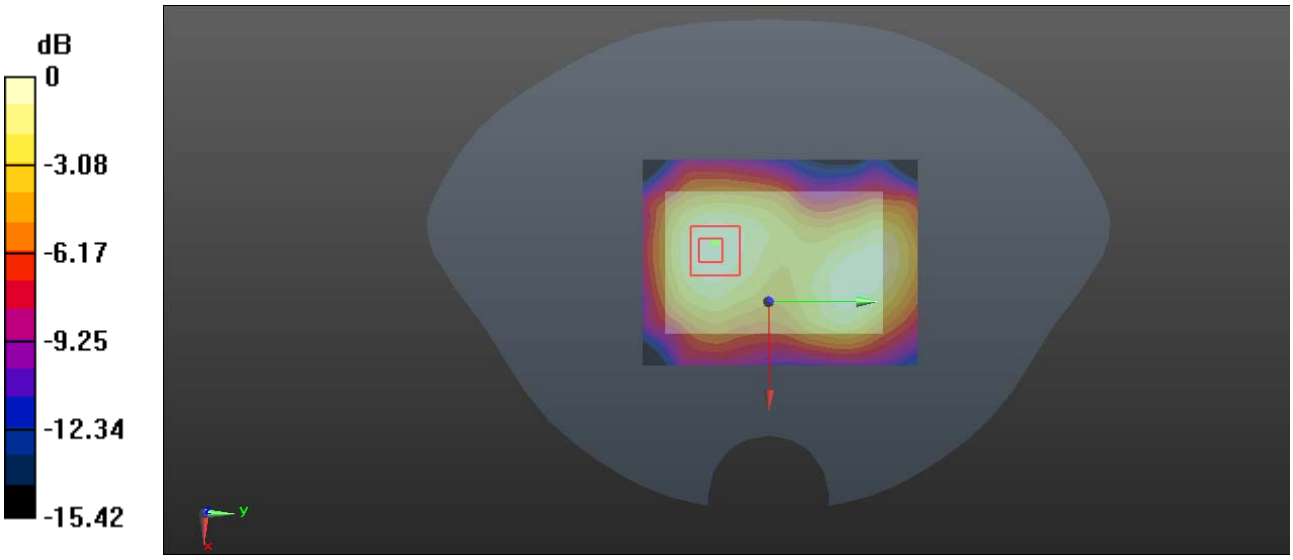

0 dB = 0.0705 W/kg = -11.52 dBW/kg

Test Plot 15#: LTE Band 4_Body Left_1RB_Middle

DUT: 4G LTE Mobile WIFI; Type: M7; Serial: RDG200421001-SA-S1

Communication System: Generic FDD-LTE; Frequency: 1732.5 MHz;Duty Cycle: 1:1
Medium parameters used: f = 1732.5 MHz; σ = 1.343 S/m; ε_r = 41.195; ρ = 1000 kg/m^3 ;
Phantom section: Flat Section

DASY5 Configuration:

- Probe: EX3DV4 - SN7329; ConvF(8.39, 8.39, 8.39) @1732.5 MHz; Calibrated: 2019/10/22
- Sensor-Surface: 1.4mm (Mechanical Surface Detection)
- Electronics: DAE4 Sn772; Calibrated: 2019/10/6
- Phantom: Twin SAM; Type: Twin SAM V5.0; Serial: TP:1412
- Measurement SW: DASY52, Version 52.10 (2); SEMCAD X Version 14.6.12 (7470)

Area Scan (41x81x1): Interpolated grid: dx=1.500 mm, dy=1.500 mm
Maximum value of SAR (interpolated) = 0.0969 W/kg

Zoom Scan (5x5x7)/Cube 0: Measurement grid: dx=8mm, dy=8mm, dz=5mm
Reference Value = 6.630 V/m; Power Drift = 0.16 dB
Peak SAR (extrapolated) = 0.109 W/kg
SAR(1 g) = 0.067 W/kg; SAR(10 g) = 0.042 W/kg
Maximum value of SAR (measured) = 0.0923 W/kg

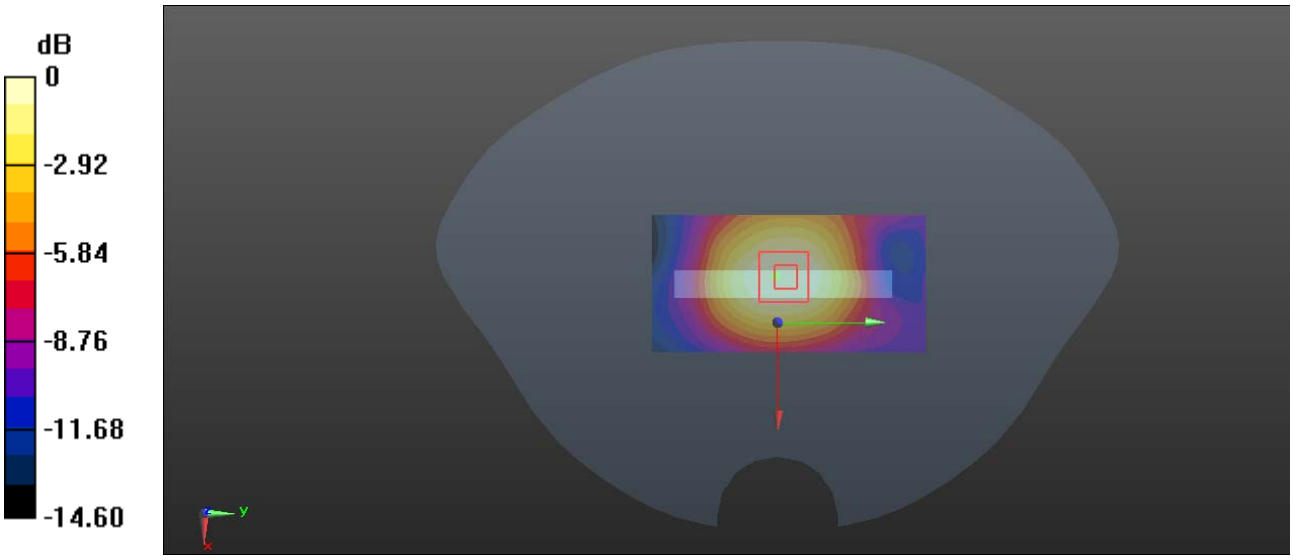

0 dB = 0.0923 W/kg = -10.35 dBW/kg

Test Plot 16#: LTE Band 4_Body Left_50%RB_Middle

DUT: 4G LTE Mobile WIFI; Type: M7; Serial: RDG200421001-SA-S1

Communication System: Generic FDD-LTE; Frequency: 1732.5 MHz;Duty Cycle: 1:1
Medium parameters used: f = 1732.5 MHz; σ = 1.343 S/m; ε_r = 41.195; ρ = 1000 kg/m^3 ;
Phantom section: Flat Section

DASY5 Configuration:

- Probe: EX3DV4 - SN7329; ConvF(8.39, 8.39, 8.39) @1732.5 MHz; Calibrated: 2019/10/22
- Sensor-Surface: 1.4mm (Mechanical Surface Detection)
- Electronics: DAE4 Sn772; Calibrated: 2019/10/6
- Phantom: Twin SAM; Type: Twin SAM V5.0; Serial: TP:1412
- Measurement SW: DASY52, Version 52.10 (2); SEMCAD X Version 14.6.12 (7470)

Area Scan (41x81x1): Interpolated grid: dx=1.500 mm, dy=1.500 mm
Maximum value of SAR (interpolated) = 0.0754 W/kg

Zoom Scan (5x5x7)/Cube 0: Measurement grid: dx=8mm, dy=8mm, dz=5mm
Reference Value = 6.380 V/m; Power Drift = 0.03 dB
Peak SAR (extrapolated) = 0.0830 W/kg
SAR(1 g) = 0.052 W/kg; SAR(10 g) = 0.033 W/kg
Maximum value of SAR (measured) = 0.0707 W/kg

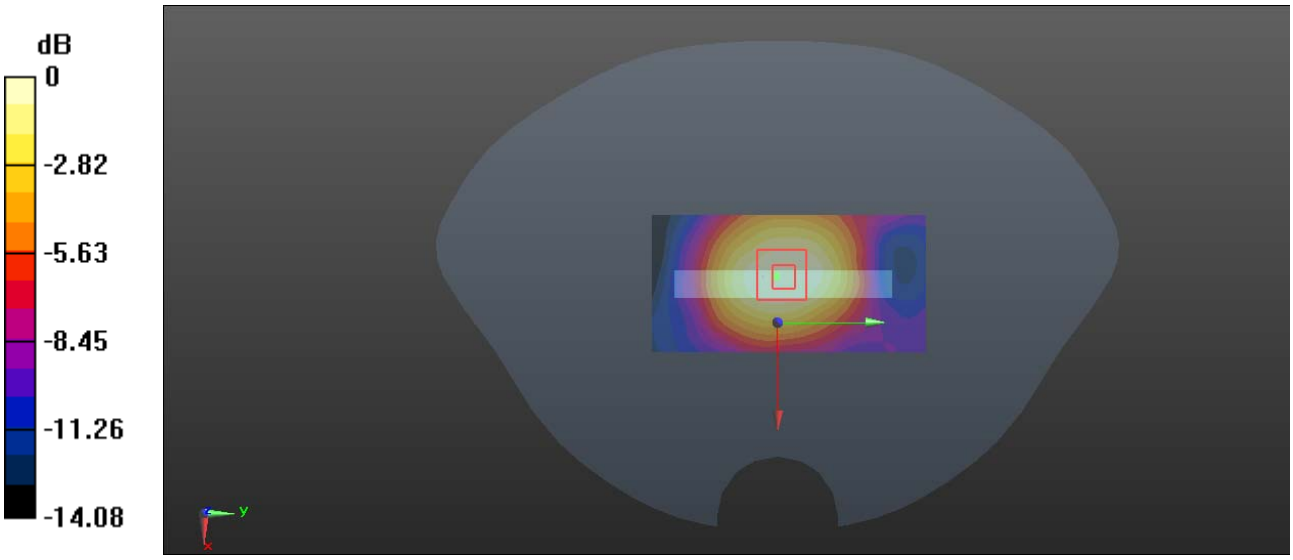

0 dB = 0.0707 W/kg = -11.51 dBW/kg

Test Plot 17#: LTE Band 4_Body Right_1RB_Middle

DUT: 4G LTE Mobile WIFI; Type: M7; Serial: RDG200421001-SA-S1

Communication System: Generic FDD-LTE; Frequency: 1732.5 MHz;Duty Cycle: 1:1
Medium parameters used: f = 1732.5 MHz; σ = 1.343 S/m; ε_r = 41.195; ρ = 1000 kg/m^3 ;
Phantom section: Flat Section

DASY5 Configuration:

- Probe: EX3DV4 - SN7329; ConvF(8.39, 8.39, 8.39) @1732.5 MHz; Calibrated: 2019/10/22
- Sensor-Surface: 1.4mm (Mechanical Surface Detection)
- Electronics: DAE4 Sn772; Calibrated: 2019/10/6
- Phantom: Twin SAM; Type: Twin SAM V5.0; Serial: TP:1412
- Measurement SW: DASY52, Version 52.10 (2); SEMCAD X Version 14.6.12 (7470)

Area Scan (41x81x1): Interpolated grid: dx=1.500 mm, dy=1.500 mm
Maximum value of SAR (interpolated) = 0.162 W/kg

Zoom Scan (5x5x7)/Cube 0: Measurement grid: dx=8mm, dy=8mm, dz=5mm
Reference Value = 8.216 V/m; Power Drift = 0.15 dB
Peak SAR (extrapolated) = 0.173 W/kg
SAR(1 g) = 0.104 W/kg; SAR(10 g) = 0.063 W/kg
Maximum value of SAR (measured) = 0.147 W/kg

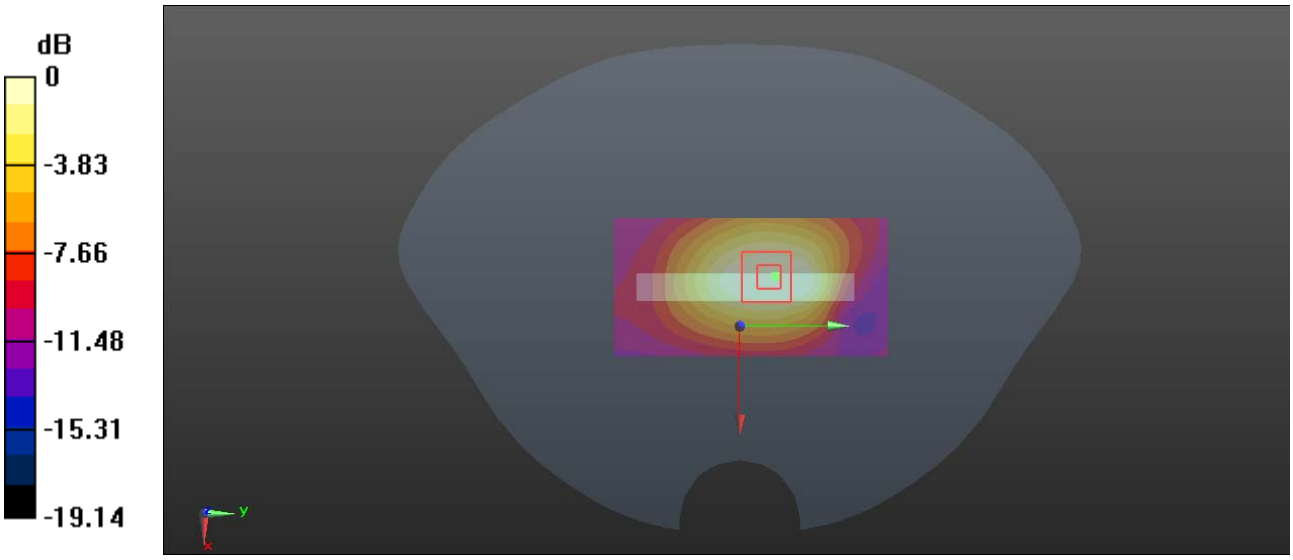

0 dB = 0.147 W/kg = -8.33 dBW/kg

Test Plot 18#: LTE Band 4_Body Right_50%RB_Middle

DUT: 4G LTE Mobile WIFI; Type: M7; Serial: RDG200421001-SA-S1

Communication System: Generic FDD-LTE; Frequency: 1732.5 MHz;Duty Cycle: 1:1
Medium parameters used: f = 1732.5 MHz; σ = 1.343 S/m; ε_r = 41.195; ρ = 1000 kg/m^3 ;
Phantom section: Flat Section

DASY5 Configuration:

- Probe: EX3DV4 - SN7329; ConvF(8.39, 8.39, 8.39) @1732.5 MHz; Calibrated: 2019/10/22
- Sensor-Surface: 1.4mm (Mechanical Surface Detection)
- Electronics: DAE4 Sn772; Calibrated: 2019/10/6
- Phantom: Twin SAM; Type: Twin SAM V5.0; Serial: TP:1412
- Measurement SW: DASY52, Version 52.10 (2); SEMCAD X Version 14.6.12 (7470)

Area Scan (41x81x1): Interpolated grid: dx=1.500 mm, dy=1.500 mm
Maximum value of SAR (interpolated) = 0.121 W/kg

Zoom Scan (6x6x7)/Cube 0: Measurement grid: dx=8mm, dy=8mm, dz=5mm
Reference Value = 7.446 V/m; Power Drift = -0.17 dB
Peak SAR (extrapolated) = 0.240 W/kg
SAR(1 g) = 0.098 W/kg; SAR(10 g) = 0.045 W/kg
Maximum value of SAR (measured) = 0.109 W/kg

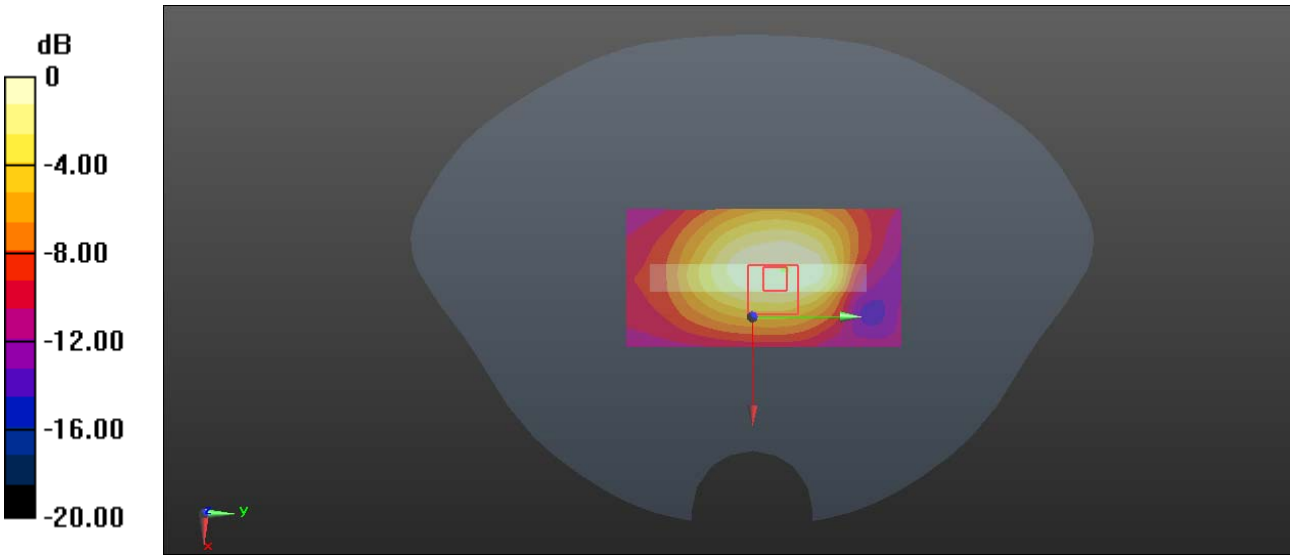

0 dB = 0.109 W/kg = -9.63 dBW/kg

Test Plot 19#: LTE Band 4_Body Top_1RB_Middle

DUT: 4G LTE Mobile WIFI; Type: M7; Serial: RDG200421001-SA-S1

Communication System: Generic FDD-LTE; Frequency: 1732.5 MHz;Duty Cycle: 1:1
Medium parameters used: f = 1732.5 MHz; σ = 1.343 S/m; ε_r = 41.195; ρ = 1000 kg/m^3 ;
Phantom section: Flat Section

DASY5 Configuration:

- Probe: EX3DV4 - SN7329; ConvF(8.39, 8.39, 8.39) @1732.5 MHz; Calibrated: 2019/10/22
- Sensor-Surface: 1.4mm (Mechanical Surface Detection)
- Electronics: DAE4 Sn772; Calibrated: 2019/10/6
- Phantom: Twin SAM; Type: Twin SAM V5.0; Serial: TP:1412
- Measurement SW: DASY52, Version 52.10 (2); SEMCAD X Version 14.6.12 (7470)

Area Scan (41x61x1): Interpolated grid: dx=1.500 mm, dy=1.500 mm
Maximum value of SAR (interpolated) = 0.346 W/kg

Zoom Scan (5x5x7)/Cube 0: Measurement grid: dx=8mm, dy=8mm, dz=5mm
Reference Value = 12.06 V/m; Power Drift = 0.06 dB
Peak SAR (extrapolated) = 0.386 W/kg
SAR(1 g) = 0.217 W/kg; SAR(10 g) = 0.118 W/kg
Maximum value of SAR (measured) = 0.324 W/kg

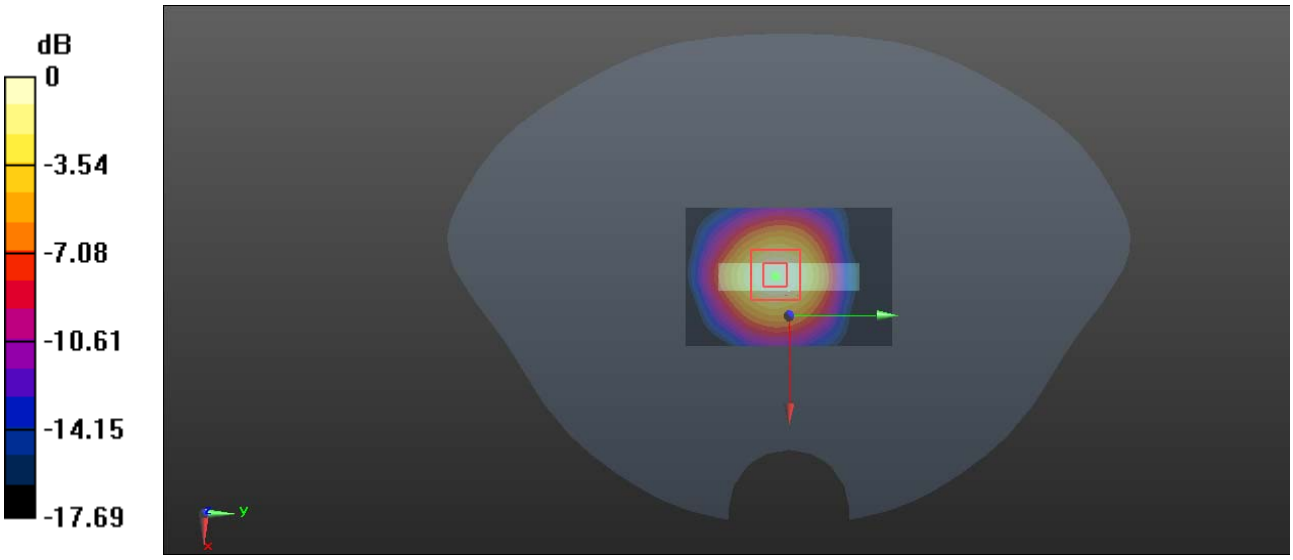

0 dB = 0.324 W/kg = -4.89 dBW/kg

Test Plot 20#: LTE Band 4_Body Top_50%RB_Middle

DUT: 4G LTE Mobile WIFI; Type: M7; Serial: RDG200421001-SA-S1

Communication System: Generic FDD-LTE; Frequency: 1732.5 MHz;Duty Cycle: 1:1
Medium parameters used: f = 1732.5 MHz; σ = 1.343 S/m; ε_r = 41.195; ρ = 1000 kg/m^3 ;
Phantom section: Flat Section

DASY5 Configuration:

- Probe: EX3DV4 - SN7329; ConvF(8.39, 8.39, 8.39) @1732.5 MHz; Calibrated: 2019/10/22
- Sensor-Surface: 1.4mm (Mechanical Surface Detection)
- Electronics: DAE4 Sn772; Calibrated: 2019/10/6
- Phantom: Twin SAM; Type: Twin SAM V5.0; Serial: TP:1412
- Measurement SW: DASY52, Version 52.10 (2); SEMCAD X Version 14.6.12 (7470)

Area Scan (41x61x1): Interpolated grid: dx=1.500 mm, dy=1.500 mm
Maximum value of SAR (interpolated) = 0.234 W/kg

Zoom Scan (5x5x7)/Cube 0: Measurement grid: dx=8mm, dy=8mm, dz=5mm
Reference Value = 10.87 V/m; Power Drift = -0.11 dB
Peak SAR (extrapolated) = 0.305 W/kg
SAR(1 g) = 0.151 W/kg; SAR(10 g) = 0.072 W/kg
Maximum value of SAR (measured) = 0.221 W/kg

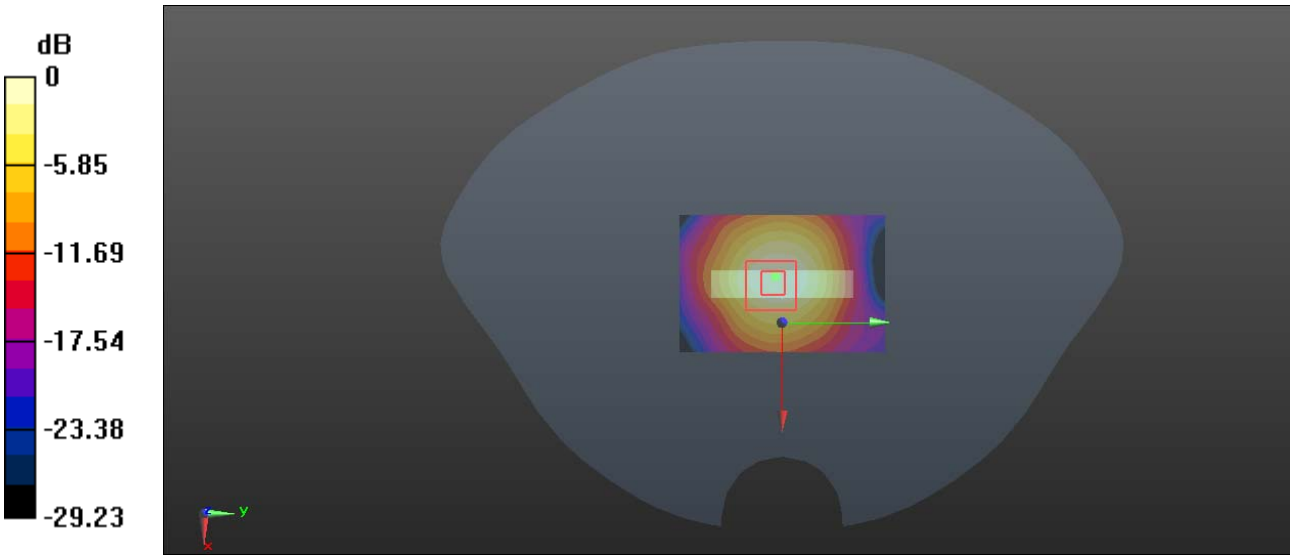

0 dB = 0.221 W/kg = -6.56 dBW/kg

Test Plot 21#: LTE Band 5_Body Back_1RB_Low

DUT: 4G LTE Mobile WIFI; Type: M7; Serial: RDG200421001-SA-S1

Communication System: Generic FDD-LTE; Frequency: 829 MHz;Duty Cycle: 1:1
Medium parameters used: f = 829 MHz; σ = 0.886 S/m; ε_r = 40.881; ρ = 1000 kg/m^3 ;
Phantom section: Flat Section

DASY5 Configuration:

- Probe: EX3DV4 - SN7329; ConvF(9.97, 9.97, 9.97) @829 MHz; Calibrated: 2019/10/22
- Sensor-Surface: 1.4mm (Mechanical Surface Detection)
- Electronics: DAE4 Sn772; Calibrated: 2019/10/6
- Phantom: Twin SAM; Type: Twin SAM V5.0; Serial: TP:1412
- Measurement SW: DASY52, Version 52.10 (2); SEMCAD X Version 14.6.12 (7470)

Area Scan (61x81x1): Interpolated grid: dx=1.500 mm, dy=1.500 mm
Maximum value of SAR (interpolated) = 1.24 W/kg

Zoom Scan (6x7x7)/Cube 0: Measurement grid: dx=8mm, dy=8mm, dz=5mm
Reference Value = 31.23 V/m; Power Drift = 0.08 dB
Peak SAR (extrapolated) = 1.37 W/kg
SAR(1 g) = 0.940 W/kg; SAR(10 g) = 0.653 W/kg
Maximum value of SAR (measured) = 1.21 W/kg

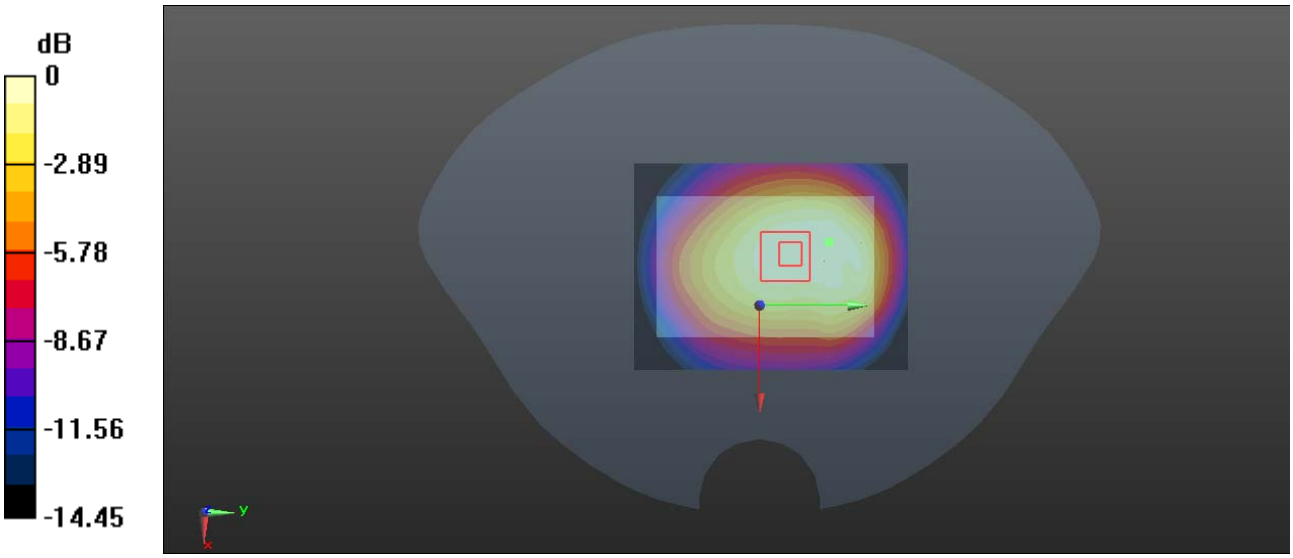

0 dB = 1.21 W/kg = 0.83 dBW/kg

Test Plot 22#: LTE Band 5_Body Back_1RB_Middle

DUT: 4G LTE Mobile WIFI; Type: M7; Serial: RDG200421001-SA-S1

Communication System: Generic FDD-LTE; Frequency: 836.5 MHz;Duty Cycle: 1:1
Medium parameters used: f = 836.5 MHz; σ = 0.889 S/m; ε_r = 40.697; ρ = 1000 kg/m^3 ;
Phantom section: Flat Section

DASY5 Configuration:

- Probe: EX3DV4 - SN7329; ConvF(9.97, 9.97, 9.97) @836.5 MHz; Calibrated: 2019/10/22
- Sensor-Surface: 1.4mm (Mechanical Surface Detection)
- Electronics: DAE4 Sn772; Calibrated: 2019/10/6
- Phantom: Twin SAM; Type: Twin SAM V5.0; Serial: TP:1412
- Measurement SW: DASY52, Version 52.10 (2); SEMCAD X Version 14.6.12 (7470)

Area Scan (61x81x1): Interpolated grid: dx=1.500 mm, dy=1.500 mm
Maximum value of SAR (interpolated) = 1.17 W/kg

Zoom Scan (6x6x7)/Cube 0: Measurement grid: dx=8mm, dy=8mm, dz=5mm
Reference Value = 30.56 V/m; Power Drift = 0.17 dB
Peak SAR (extrapolated) = 1.34 W/kg
SAR(1 g) = 0.911 W/kg; SAR(10 g) = 0.631 W/kg
Maximum value of SAR (measured) = 1.17 W/kg

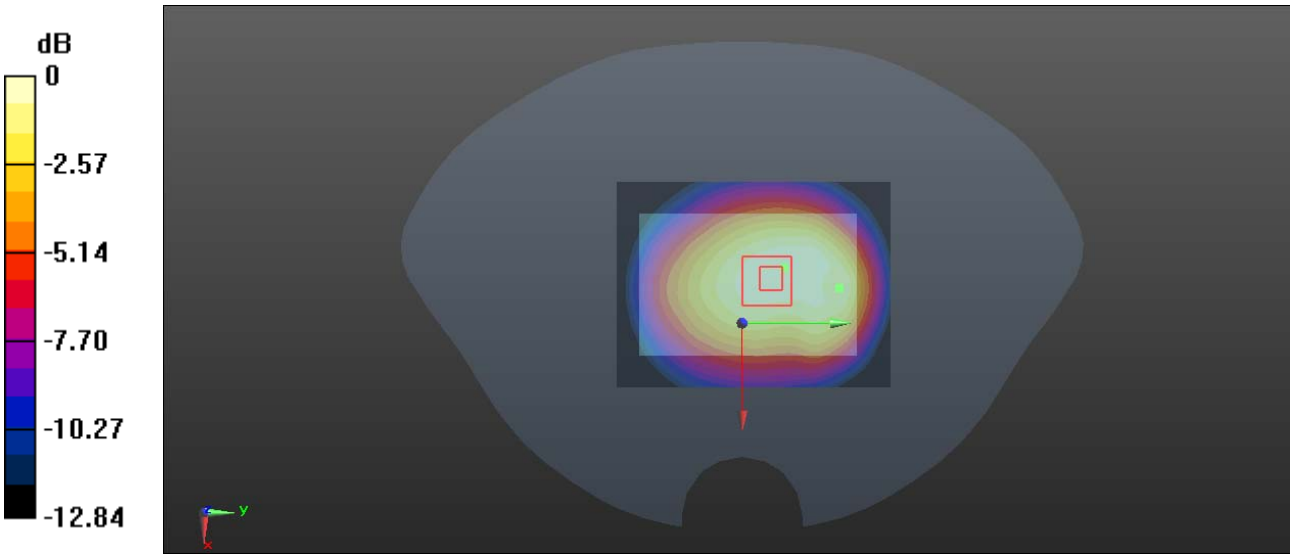

0 dB = 1.17 W/kg = 0.68 dBW/kg

Test Plot 23#: LTE Band 5_Body Back_1RB_High

DUT: 4G LTE Mobile WIFI; Type: M7; Serial: RDG200421001-SA-S1

Communication System: Generic FDD-LTE; Frequency: 844 MHz;Duty Cycle: 1:1
Medium parameters used: f = 844 MHz; σ = 0.905 S/m; ε_r = 40.3; ρ = 1000 kg/m^3 ;
Phantom section: Flat Section

DASY5 Configuration:

- Probe: EX3DV4 - SN7329; ConvF(9.97, 9.97, 9.97) @844 MHz; Calibrated: 2019/10/22
- Sensor-Surface: 1.4mm (Mechanical Surface Detection)
- Electronics: DAE4 Sn772; Calibrated: 2019/10/6
- Phantom: Twin SAM; Type: Twin SAM V5.0; Serial: TP:1412
- Measurement SW: DASY52, Version 52.10 (2); SEMCAD X Version 14.6.12 (7470)

Area Scan (61x81x1): Interpolated grid: dx=1.500 mm, dy=1.500 mm
Maximum value of SAR (interpolated) = 1.22 W/kg

Zoom Scan (6x6x7)/Cube 0: Measurement grid: dx=8mm, dy=8mm, dz=5mm
Reference Value = 31.80 V/m; Power Drift = -0.18 dB
Peak SAR (extrapolated) = 1.40 W/kg
SAR(1 g) = 0.953 W/kg; SAR(10 g) = 0.663 W/kg
Maximum value of SAR (measured) = 1.23 W/kg

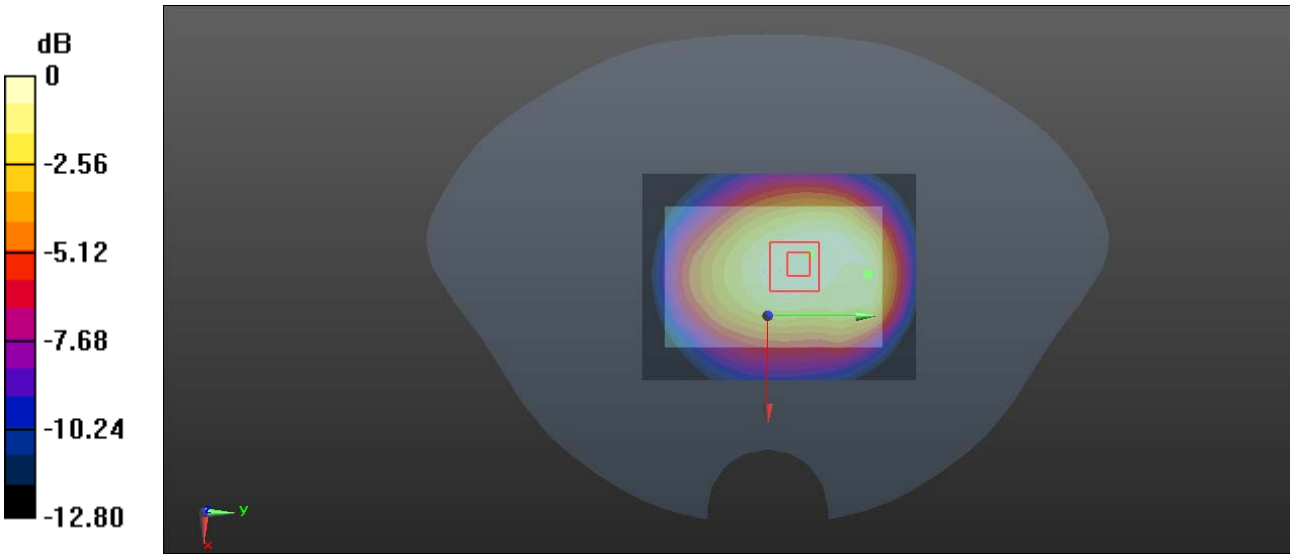

0 dB = 1.23 W/kg = 0.90 dBW/kg

Test Plot 24#: LTE Band 5_Body Back_50%RB_Middle

DUT: 4G LTE Mobile WIFI; Type: M7; Serial: RDG200421001-SA-S1

Communication System: Generic FDD-LTE; Frequency: 836.5 MHz;Duty Cycle: 1:1
Medium parameters used: f = 836.5 MHz; σ = 0.889 S/m; ε_r = 40.697; ρ = 1000 kg/m^3 ;
Phantom section: Flat Section

DASY5 Configuration:

- Probe: EX3DV4 - SN7329; ConvF(9.97, 9.97, 9.97) @836.5 MHz; Calibrated: 2019/10/22
- Sensor-Surface: 1.4mm (Mechanical Surface Detection)
- Electronics: DAE4 Sn772; Calibrated: 2019/10/6
- Phantom: Twin SAM; Type: Twin SAM V5.0; Serial: TP:1412
- Measurement SW: DASY52, Version 52.10 (2); SEMCAD X Version 14.6.12 (7470)

Area Scan (61x81x1): Interpolated grid: dx=1.500 mm, dy=1.500 mm
Maximum value of SAR (interpolated) = 0.922 W/kg

Zoom Scan (6x6x7)/Cube 0: Measurement grid: dx=8mm, dy=8mm, dz=5mm
Reference Value = 27.11 V/m; Power Drift = 0.10 dB
Peak SAR (extrapolated) = 1.07 W/kg
SAR(1 g) = 0.665 W/kg; SAR(10 g) = 0.462 W/kg
Maximum value of SAR (measured) = 0.937 W/kg

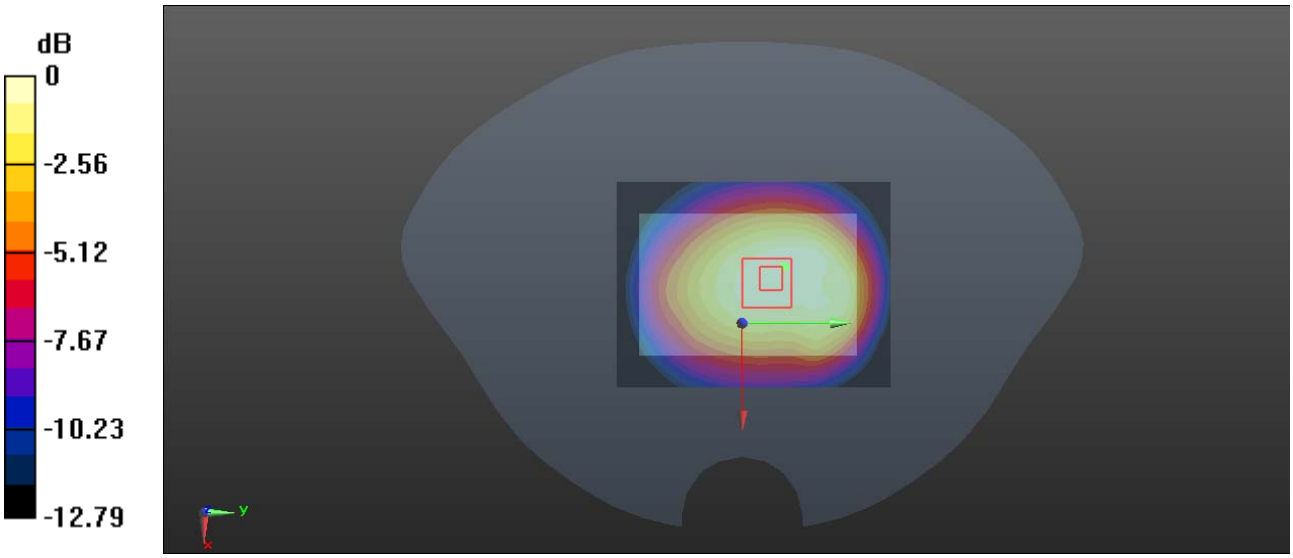

0 dB = 0.937 W/kg = -0.28 dBW/kg

Test Plot 25#: LTE Band 5_Body Front_1RB_Middle

DUT: 4G LTE Mobile WIFI; Type: M7; Serial: RDG200421001-SA-S1

Communication System: Generic FDD-LTE; Frequency: 836.5 MHz;Duty Cycle: 1:1
Medium parameters used: f = 836.5 MHz; σ = 0.889 S/m; ε_r = 40.697; ρ = 1000 kg/m^3 ;
Phantom section: Flat Section

DASY5 Configuration:

- Probe: EX3DV4 - SN7329; ConvF(9.97, 9.97, 9.97) @836.5 MHz; Calibrated: 2019/10/22
- Sensor-Surface: 1.4mm (Mechanical Surface Detection)
- Electronics: DAE4 Sn772; Calibrated: 2019/10/6
- Phantom: Twin SAM; Type: Twin SAM V5.0; Serial: TP:1412
- Measurement SW: DASY52, Version 52.10 (2); SEMCAD X Version 14.6.12 (7470)

Area Scan (61x81x1): Interpolated grid: dx=1.500 mm, dy=1.500 mm
Maximum value of SAR (interpolated) = 0.678 W/kg

Zoom Scan (5x5x7)/Cube 0: Measurement grid: dx=8mm, dy=8mm, dz=5mm
Reference Value = 20.88 V/m; Power Drift = -0.08 dB
Peak SAR (extrapolated) = 0.741 W/kg
SAR(1 g) = 0.517 W/kg; SAR(10 g) = 0.359 W/kg
Maximum value of SAR (measured) = 0.655 W/kg

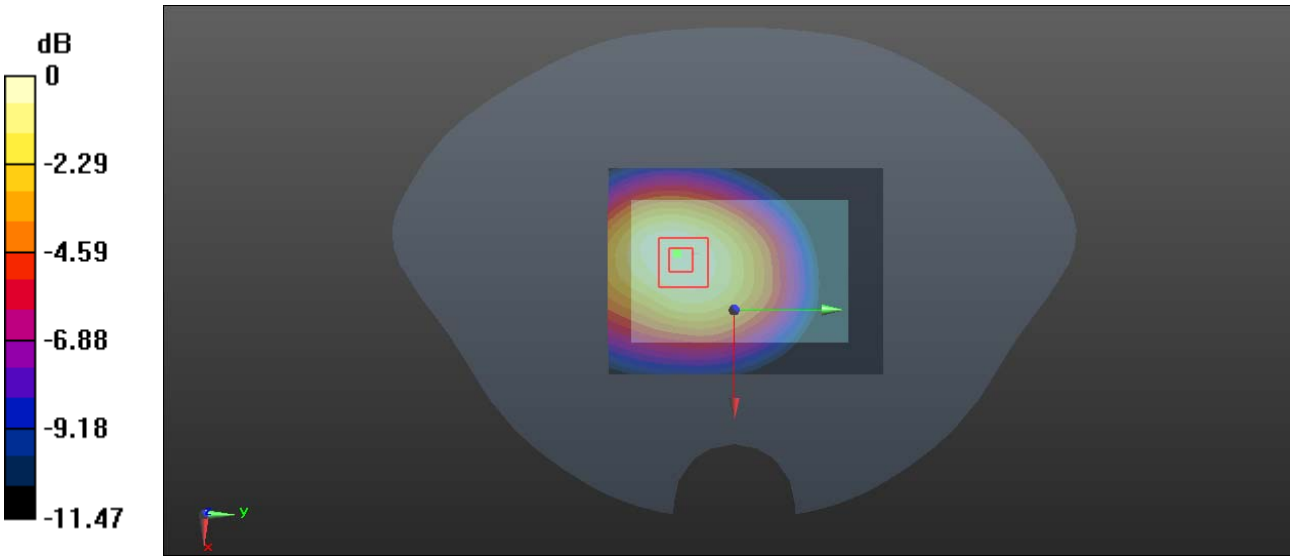

0 dB = 0.655 W/kg = -1.84 dBW/kg

Test Plot 26#: LTE Band 5_Body Front_50%RB_Middle

DUT: 4G LTE Mobile WIFI; Type: M7; Serial: RDG200421001-SA-S1

Communication System: Generic FDD-LTE; Frequency: 836.5 MHz;Duty Cycle: 1:1
Medium parameters used: f = 836.5 MHz; σ = 0.889 S/m; ε_r = 40.697; ρ = 1000 kg/m^3 ;
Phantom section: Flat Section

DASY5 Configuration:

- Probe: EX3DV4 - SN7329; ConvF(9.97, 9.97, 9.97) @836.5 MHz; Calibrated: 2019/10/22
- Sensor-Surface: 1.4mm (Mechanical Surface Detection)
- Electronics: DAE4 Sn772; Calibrated: 2019/10/6
- Phantom: Twin SAM; Type: Twin SAM V5.0; Serial: TP:1412
- Measurement SW: DASY52, Version 52.10 (2); SEMCAD X Version 14.6.12 (7470)

Area Scan (61x81x1): Interpolated grid: dx=1.500 mm, dy=1.500 mm
Maximum value of SAR (interpolated) = 0.561 W/kg

Zoom Scan (5x5x7)/Cube 0: Measurement grid: dx=8mm, dy=8mm, dz=5mm
Reference Value = 18.63 V/m; Power Drift = 0.18 dB
Peak SAR (extrapolated) = 0.636 W/kg
SAR(1 g) = 0.443 W/kg; SAR(10 g) = 0.306 W/kg
Maximum value of SAR (measured) = 0.568 W/kg

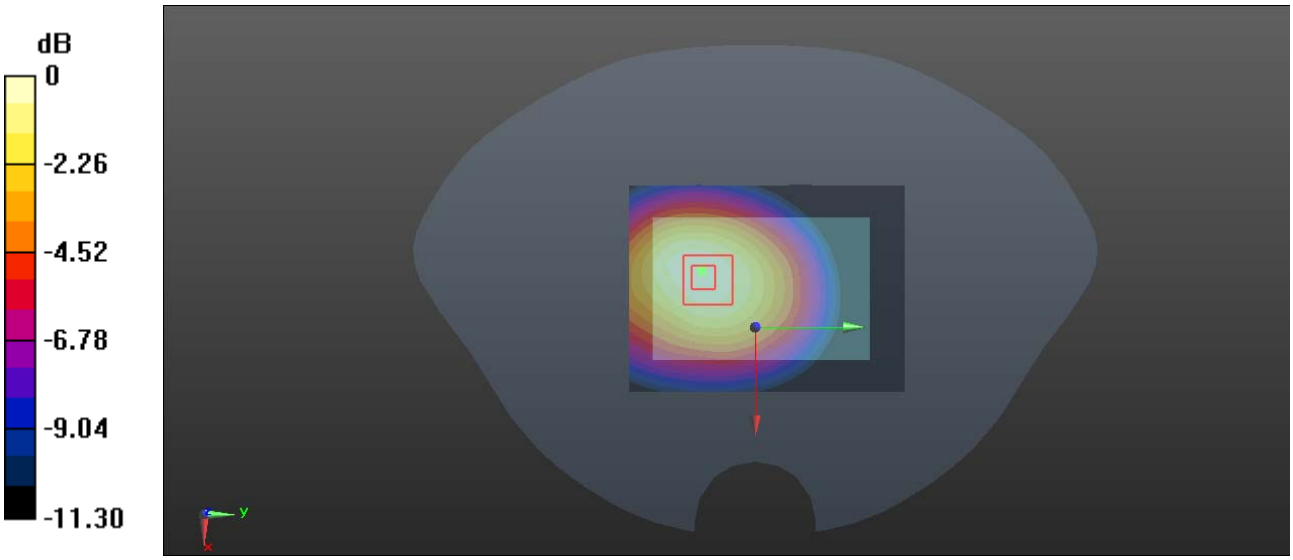

0 dB = 0.568 W/kg = -2.46 dBW/kg

Test Plot 27#: LTE Band 5_Body Left_1RB_Middle

DUT: 4G LTE Mobile WIFI; Type: M7; Serial: RDG200421001-SA-S1

Communication System: Generic FDD-LTE; Frequency: 836.5 MHz;Duty Cycle: 1:1
Medium parameters used: f = 836.5 MHz; σ = 0.889 S/m; ε_r = 40.697; ρ = 1000 kg/m^3 ;
Phantom section: Flat Section

DASY5 Configuration:

- Probe: EX3DV4 - SN7329; ConvF(9.97, 9.97, 9.97) @836.5 MHz; Calibrated: 2019/10/22
- Sensor-Surface: 1.4mm (Mechanical Surface Detection)
- Electronics: DAE4 Sn772; Calibrated: 2019/10/6
- Phantom: Twin SAM; Type: Twin SAM V5.0; Serial: TP:1412
- Measurement SW: DASY52, Version 52.10 (2); SEMCAD X Version 14.6.12 (7470)

Area Scan (41x81x1): Interpolated grid: dx=1.500 mm, dy=1.500 mm
Maximum value of SAR (interpolated) = 0.391 W/kg

Zoom Scan (5x6x7)/Cube 0: Measurement grid: dx=8mm, dy=8mm, dz=5mm
Reference Value = 17.61 V/m; Power Drift = 0.14 dB
Peak SAR (extrapolated) = 0.423 W/kg
SAR(1 g) = 0.290 W/kg; SAR(10 g) = 0.199 W/kg
Maximum value of SAR (measured) = 0.375 W/kg

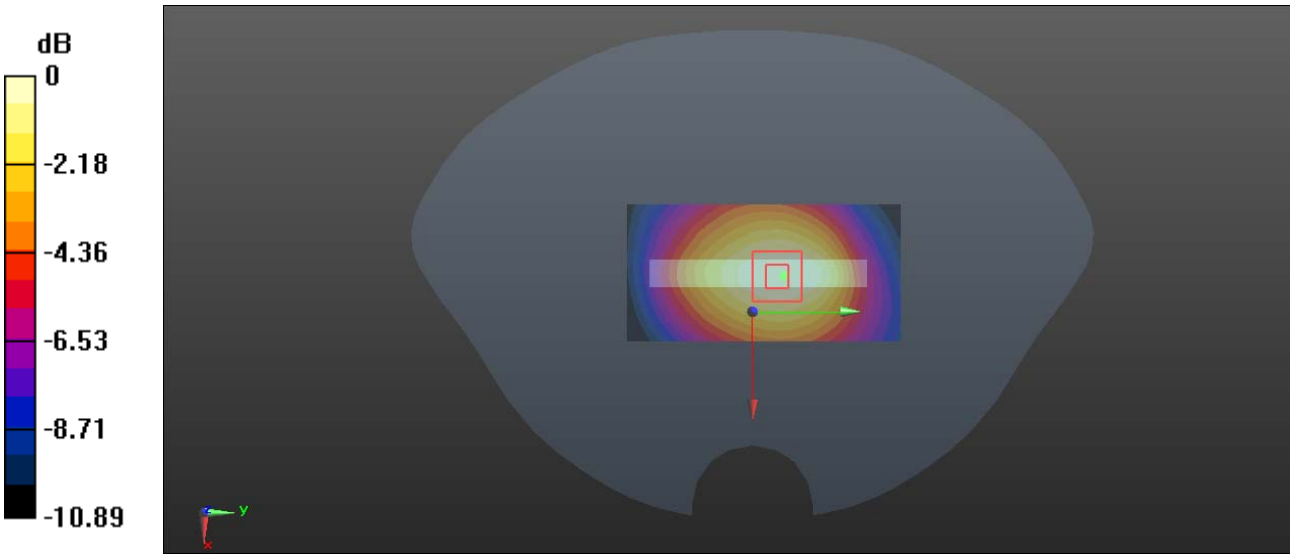

0 dB = 0.375 W/kg = -4.26 dBW/kg

Test Plot 28#: LTE Band 5_Body Left_50%RB_Middle

DUT: 4G LTE Mobile WIFI; Type: M7; Serial: RDG200421001-SA-S1

Communication System: Generic FDD-LTE; Frequency: 836.5 MHz;Duty Cycle: 1:1
Medium parameters used: f = 836.5 MHz; σ = 0.889 S/m; ε_r = 40.697; ρ = 1000 kg/m^3 ;
Phantom section: Flat Section

DASY5 Configuration:

- Probe: EX3DV4 - SN7329; ConvF(9.97, 9.97, 9.97) @836.5 MHz; Calibrated: 2019/10/22
- Sensor-Surface: 1.4mm (Mechanical Surface Detection)
- Electronics: DAE4 Sn772; Calibrated: 2019/10/6
- Phantom: Twin SAM; Type: Twin SAM V5.0; Serial: TP:1412
- Measurement SW: DASY52, Version 52.10 (2); SEMCAD X Version 14.6.12 (7470)

Area Scan (41x81x1): Interpolated grid: dx=1.500 mm, dy=1.500 mm
Maximum value of SAR (interpolated) = 0.341 W/kg

Zoom Scan (5x6x7)/Cube 0: Measurement grid: dx=8mm, dy=8mm, dz=5mm
Reference Value = 16.71 V/m; Power Drift = -0.06 dB
Peak SAR (extrapolated) = 0.367 W/kg
SAR(1 g) = 0.251 W/kg; SAR(10 g) = 0.172 W/kg
Maximum value of SAR (measured) = 0.325 W/kg

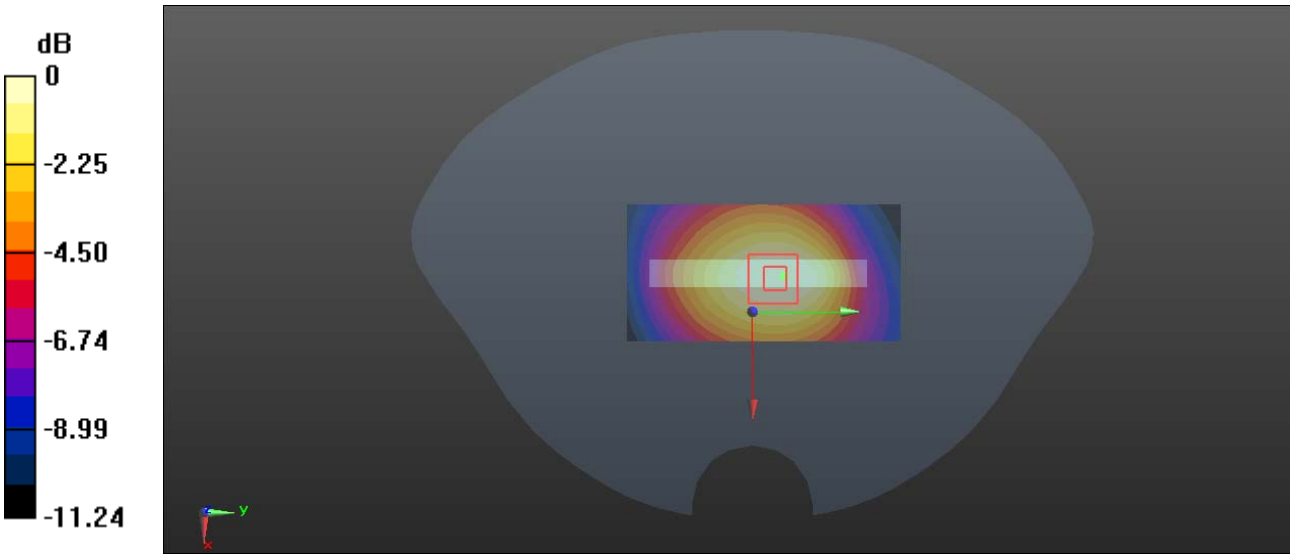

0 dB = 0.325 W/kg = -4.88 dBW/kg

Test Plot 29#: LTE Band 5_Body Right_1RB_Middle

DUT: 4G LTE Mobile WIFI; Type: M7; Serial: RDG200421001-SA-S1

Communication System: Generic FDD-LTE; Frequency: 836.5 MHz;Duty Cycle: 1:1
Medium parameters used: f = 836.5 MHz; σ = 0.889 S/m; ε_r = 40.697; ρ = 1000 kg/m^3 ;
Phantom section: Flat Section

DASY5 Configuration:

- Probe: EX3DV4 - SN7329; ConvF(9.97, 9.97, 9.97) @836.5 MHz; Calibrated: 2019/10/22
- Sensor-Surface: 1.4mm (Mechanical Surface Detection)
- Electronics: DAE4 Sn772; Calibrated: 2019/10/6
- Phantom: Twin SAM; Type: Twin SAM V5.0; Serial: TP:1412
- Measurement SW: DASY52, Version 52.10 (2); SEMCAD X Version 14.6.12 (7470)

Area Scan (41x81x1): Interpolated grid: dx=1.500 mm, dy=1.500 mm
Maximum value of SAR (interpolated) = 0.370 W/kg

Zoom Scan (5x6x7)/Cube 0: Measurement grid: dx=8mm, dy=8mm, dz=5mm
Reference Value = 17.10 V/m; Power Drift = -0.05 dB
Peak SAR (extrapolated) = 0.429 W/kg
SAR(1 g) = 0.282 W/kg; SAR(10 g) = 0.188 W/kg
Maximum value of SAR (measured) = 0.378 W/kg

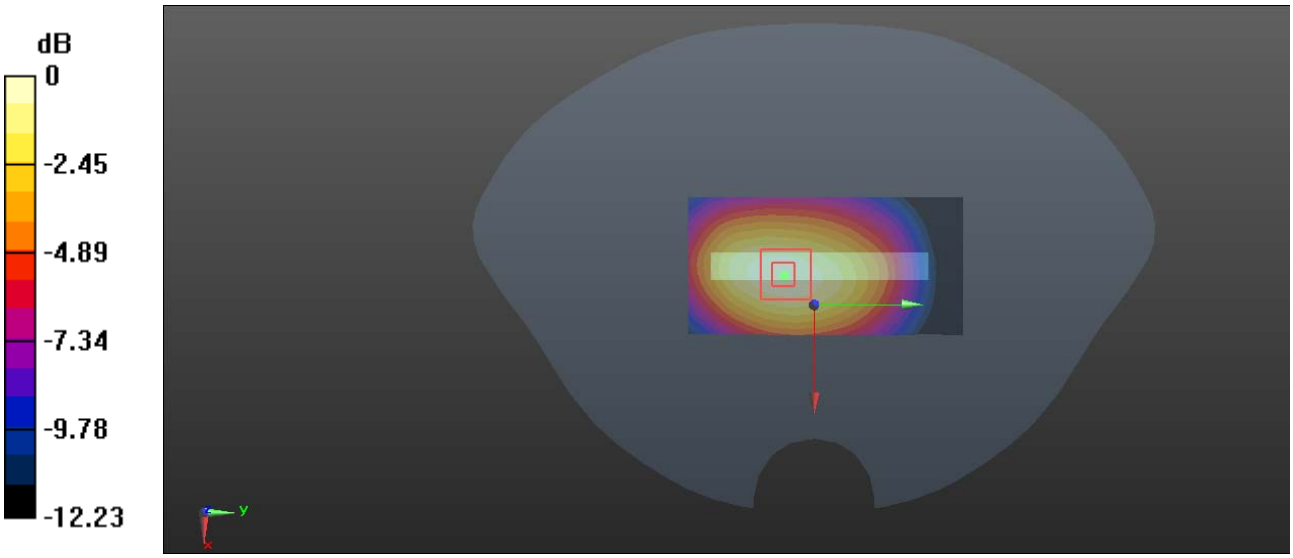

0 dB = 0.378 W/kg = -4.23 dBW/kg

Test Plot 30#: LTE Band 5_Body Right_50%RB_Middle

DUT: 4G LTE Mobile WIFI; Type: M7; Serial: RDG200421001-SA-S1

Communication System: Generic FDD-LTE; Frequency: 836.5 MHz;Duty Cycle: 1:1
Medium parameters used: f = 836.5 MHz; σ = 0.889 S/m; ε_r = 40.697; ρ = 1000 kg/m^3 ;
Phantom section: Flat Section

DASY5 Configuration:

- Probe: EX3DV4 - SN7329; ConvF(9.97, 9.97, 9.97) @836.5 MHz; Calibrated: 2019/10/22
- Sensor-Surface: 1.4mm (Mechanical Surface Detection)
- Electronics: DAE4 Sn772; Calibrated: 2019/10/6
- Phantom: Twin SAM; Type: Twin SAM V5.0; Serial: TP:1412
- Measurement SW: DASY52, Version 52.10 (2); SEMCAD X Version 14.6.12 (7470)

Area Scan (41x81x1): Interpolated grid: dx=1.500 mm, dy=1.500 mm
Maximum value of SAR (interpolated) = 0.293 W/kg

Zoom Scan (5x6x7)/Cube 0: Measurement grid: dx=8mm, dy=8mm, dz=5mm
Reference Value = 14.89 V/m; Power Drift = -0.02 dB
Peak SAR (extrapolated) = 0.335 W/kg
SAR(1 g) = 0.226 W/kg; SAR(10 g) = 0.152 W/kg
Maximum value of SAR (measured) = 0.296 W/kg

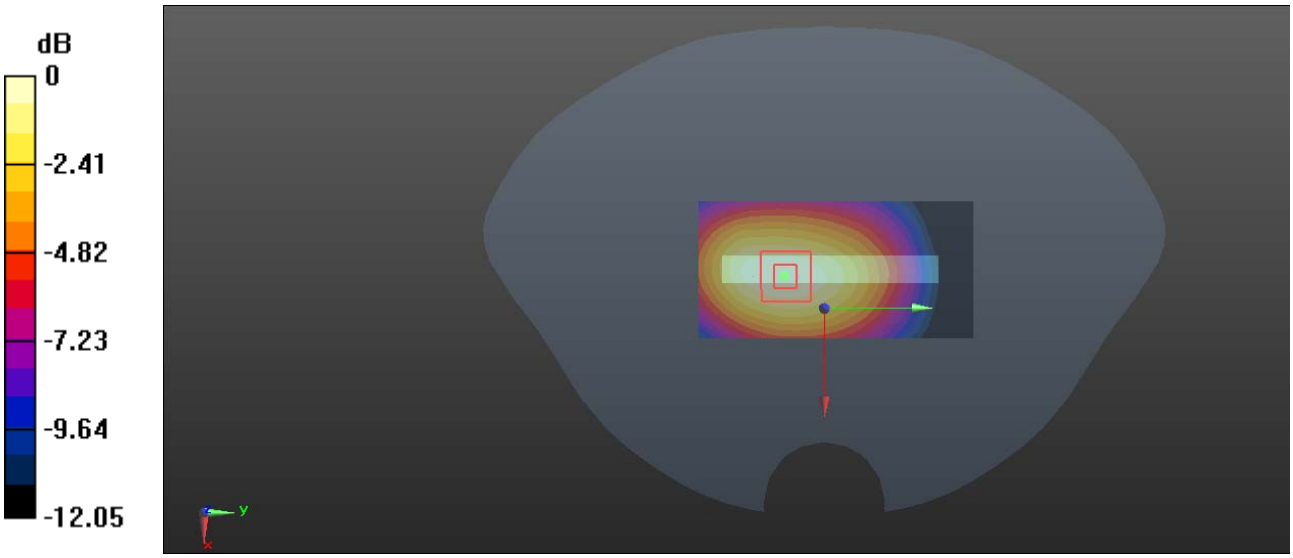

0 dB = 0.296 W/kg = -5.29 dBW/kg

Test Plot 31#: LTE Band 5_Body Top_1RB_Middle

DUT: 4G LTE Mobile WIFI; Type: M7; Serial: RDG200421001-SA-S1

Communication System: Generic FDD-LTE; Frequency: 836.5 MHz;Duty Cycle: 1:1
Medium parameters used: f = 836.5 MHz; σ = 0.889 S/m; ε_r = 40.697; ρ = 1000 kg/m^3 ;
Phantom section: Flat Section

DASY5 Configuration:

- Probe: EX3DV4 - SN7329; ConvF(9.97, 9.97, 9.97) @836.5 MHz; Calibrated: 2019/10/22
- Sensor-Surface: 1.4mm (Mechanical Surface Detection)
- Electronics: DAE4 Sn772; Calibrated: 2019/10/6
- Phantom: Twin SAM; Type: Twin SAM V5.0; Serial: TP:1412
- Measurement SW: DASY52, Version 52.10 (2); SEMCAD X Version 14.6.12 (7470)

Area Scan (41x61x1): Interpolated grid: dx=1.500 mm, dy=1.500 mm
Maximum value of SAR (interpolated) = 0.252 W/kg

Zoom Scan (6x6x7)/Cube 0: Measurement grid: dx=8mm, dy=8mm, dz=5mm
Reference Value = 13.09 V/m; Power Drift = -0.02 dB
Peak SAR (extrapolated) = 0.299 W/kg
SAR(1 g) = 0.155 W/kg; SAR(10 g) = 0.095 W/kg
Maximum value of SAR (measured) = 0.240 W/kg

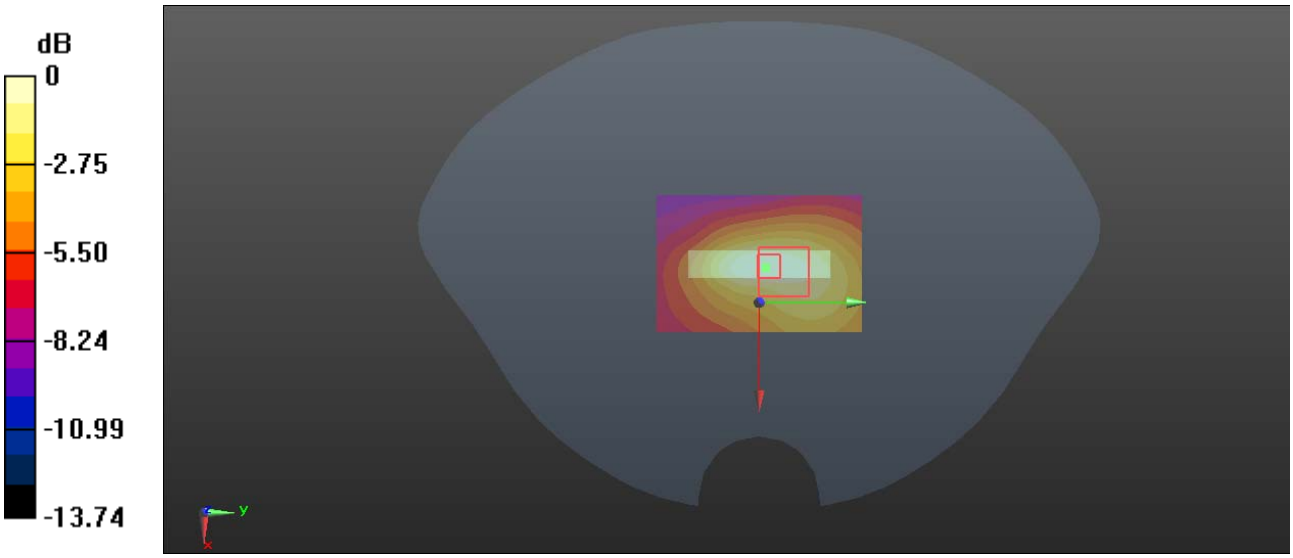

0 dB = 0.240 W/kg = -6.20 dBW/kg

Test Plot 32#: LTE Band 5_Body Top_50%RB_Middle

DUT: 4G LTE Mobile WIFI; Type: M7; Serial: RDG200421001-SA-S1

Communication System: Generic FDD-LTE; Frequency: 836.5 MHz;Duty Cycle: 1:1
Medium parameters used: f = 836.5 MHz; σ = 0.889 S/m; ε_r = 40.697; ρ = 1000 kg/m^3 ;
Phantom section: Flat Section

DASY5 Configuration:

- Probe: EX3DV4 - SN7329; ConvF(9.97, 9.97, 9.97) @836.5 MHz; Calibrated: 2019/10/22
- Sensor-Surface: 1.4mm (Mechanical Surface Detection)
- Electronics: DAE4 Sn772; Calibrated: 2019/10/6
- Phantom: Twin SAM; Type: Twin SAM V5.0; Serial: TP:1412
- Measurement SW: DASY52, Version 52.10 (2); SEMCAD X Version 14.6.12 (7470)

Area Scan (41x61x1): Interpolated grid: dx=1.500 mm, dy=1.500 mm
Maximum value of SAR (interpolated) = 0.202 W/kg

Zoom Scan (6x6x7)/Cube 0: Measurement grid: dx=8mm, dy=8mm, dz=5mm
Reference Value = 12.07 V/m; Power Drift = -0.14 dB
Peak SAR (extrapolated) = 0.249 W/kg
SAR(1 g) = 0.128 W/kg; SAR(10 g) = 0.078 W/kg
Maximum value of SAR (measured) = 0.196 W/kg

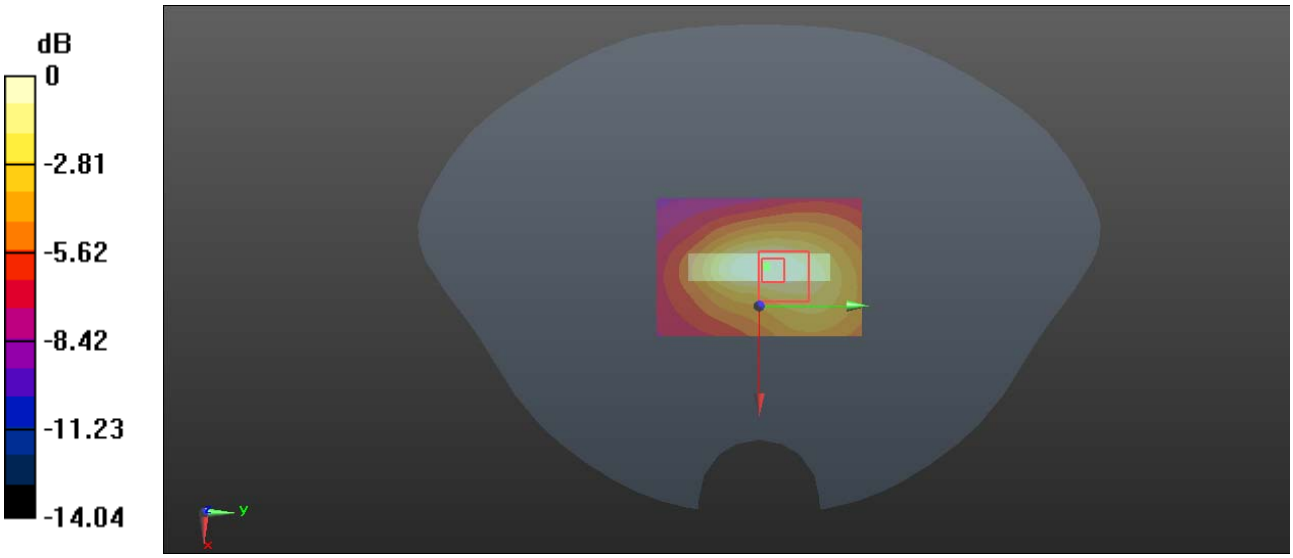

0 dB = 0.196 W/kg = -7.08 dBW/kg

Test Plot 33#: LTE Band 7_Body Back_1RB_Middle

DUT: 4G LTE Mobile WIFI; Type: M7; Serial: RDG200421001-SA-S1

Communication System: Generic FDD-LTE; Frequency: 2535 MHz;Duty Cycle: 1:1
Medium parameters used: f = 2535 MHz; σ = 1.833 S/m; ε_r = 39.763; ρ = 1000 kg/m^3 ;
Phantom section: Flat Section

DASY5 Configuration:

- Probe: EX3DV4 - SN7329; ConvF(7.6, 7.6, 7.6) @2535 MHz; Calibrated: 2019/10/22
- Sensor-Surface: 1.4mm (Mechanical Surface Detection)
- Electronics: DAE4 Sn772; Calibrated: 2019/10/6
- Phantom: Twin SAM; Type: Twin SAM V5.0; Serial: TP:1412
- Measurement SW: DASY52, Version 52.10 (2); SEMCAD X Version 14.6.12 (7470)

Area Scan (71x101x1): Interpolated grid: dx=1.200 mm, dy=1.200 mm
Maximum value of SAR (interpolated) = 1.06 W/kg

Zoom Scan (5x5x7)/Cube 0: Measurement grid: dx=8mm, dy=8mm, dz=5mm
Reference Value = 3.601 V/m; Power Drift = 0.06 dB
Peak SAR (extrapolated) = 1.28 W/kg
SAR(1 g) = 0.632 W/kg; SAR(10 g) = 0.300 W/kg
Maximum value of SAR (measured) = 1.02 W/kg

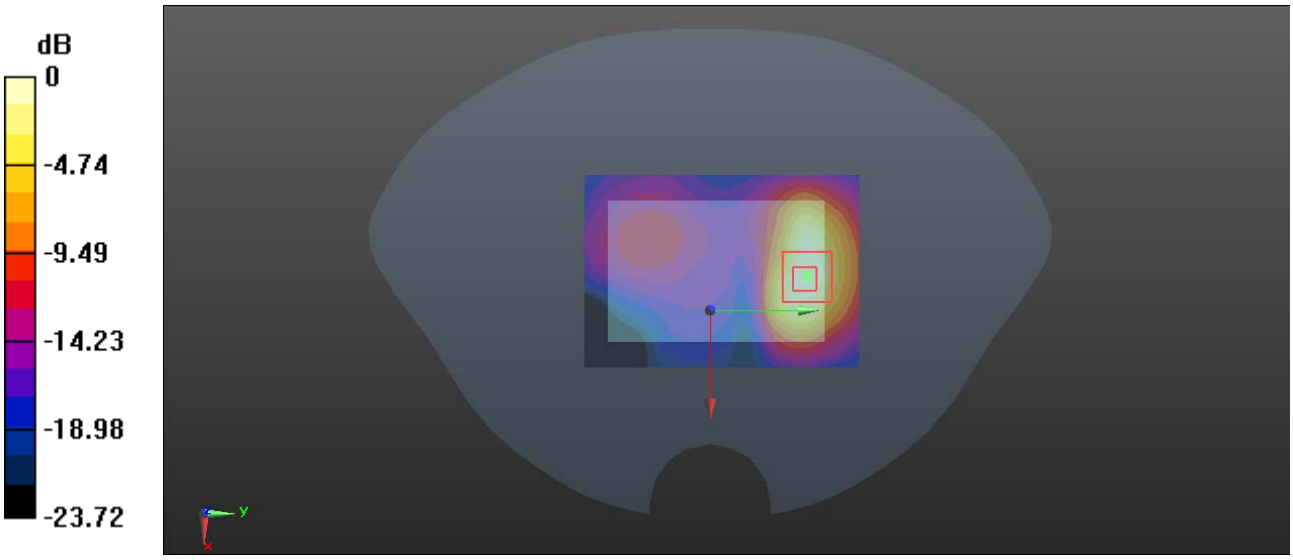

0 dB = 1.02 W/kg = 0.09 dBW/kg

Test Plot 34#: LTE Band 7_Body Back_50%RB_Middle

DUT: 4G LTE Mobile WIFI; Type: M7; Serial: RDG200421001-SA-S1

Communication System: Generic FDD-LTE; Frequency: 2535 MHz;Duty Cycle: 1:1
Medium parameters used: f = 2535 MHz; σ = 1.833 S/m; ε_r = 39.763; ρ = 1000 kg/m^3 ;
Phantom section: Flat Section

DASY5 Configuration:

- Probe: EX3DV4 - SN7329; ConvF(7.6, 7.6, 7.6) @2535 MHz; Calibrated: 2019/10/22
- Sensor-Surface: 1.4mm (Mechanical Surface Detection)
- Electronics: DAE4 Sn772; Calibrated: 2019/10/6
- Phantom: Twin SAM; Type: Twin SAM V5.0; Serial: TP:1412
- Measurement SW: DASY52, Version 52.10 (2); SEMCAD X Version 14.6.12 (7470)

Area Scan (71x101x1): Interpolated grid: dx=1.200 mm, dy=1.200 mm
Maximum value of SAR (interpolated) = 0.788 W/kg

Zoom Scan (5x5x7)/Cube 0: Measurement grid: dx=8mm, dy=8mm, dz=5mm
Reference Value = 3.144 V/m; Power Drift = -0.07 dB
Peak SAR (extrapolated) = 0.895 W/kg
SAR(1 g) = 0.453 W/kg; SAR(10 g) = 0.217 W/kg
Maximum value of SAR (measured) = 0.719 W/kg

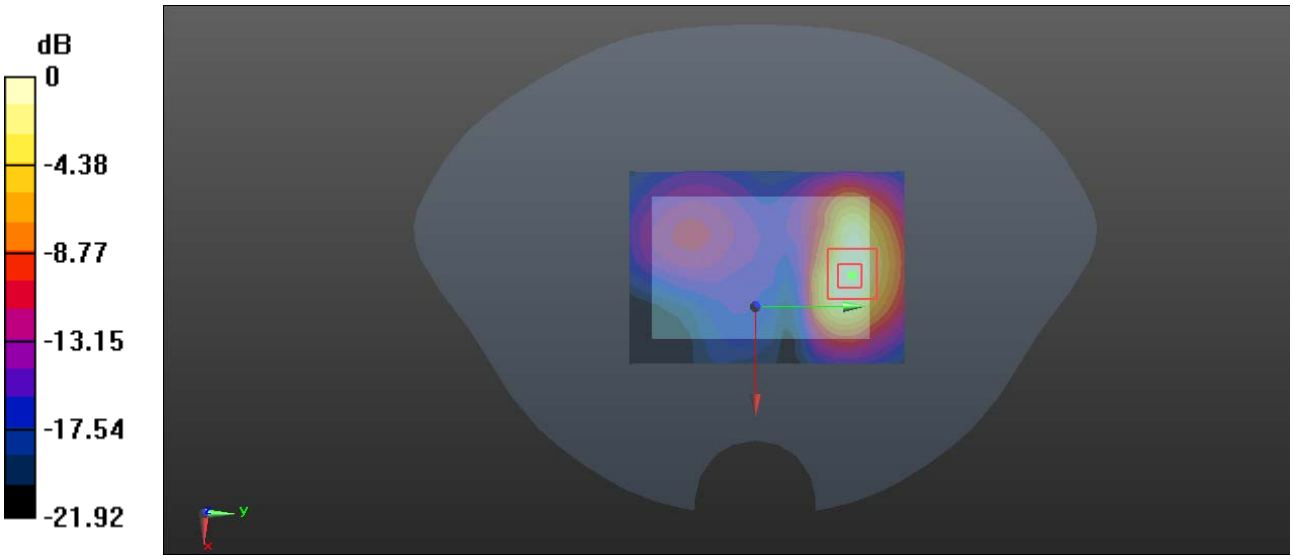

0 dB = 0.719 W/kg = -1.43 dBW/kg

Test Plot 35#: LTE Band 7_Body Front_1RB_Middle

DUT: 4G LTE Mobile WIFI; Type: M7; Serial: RDG200421001-SA-S1

Communication System: Generic FDD-LTE; Frequency: 2535 MHz;Duty Cycle: 1:1
Medium parameters used: f = 2535 MHz; σ = 1.833 S/m; ε_r = 39.763; ρ = 1000 kg/m^3 ;
Phantom section: Flat Section

DASY5 Configuration:

- Probe: EX3DV4 - SN7329; ConvF(7.6, 7.6, 7.6) @2535 MHz; Calibrated: 2019/10/22
- Sensor-Surface: 1.4mm (Mechanical Surface Detection)
- Electronics: DAE4 Sn772; Calibrated: 2019/10/6
- Phantom: Twin SAM; Type: Twin SAM V5.0; Serial: TP:1412
- Measurement SW: DASY52, Version 52.10 (2); SEMCAD X Version 14.6.12 (7470)

Area Scan (71x101x1): Interpolated grid: dx=1.200 mm, dy=1.200 mm
Maximum value of SAR (interpolated) = 0.180 W/kg

Zoom Scan (5x5x7)/Cube 0: Measurement grid: dx=8mm, dy=8mm, dz=5mm
Reference Value = 6.547 V/m; Power Drift = 0.19 dB
Peak SAR (extrapolated) = 0.192 W/kg
SAR(1 g) = 0.095 W/kg; SAR(10 g) = 0.053 W/kg
Maximum value of SAR (measured) = 0.138 W/kg

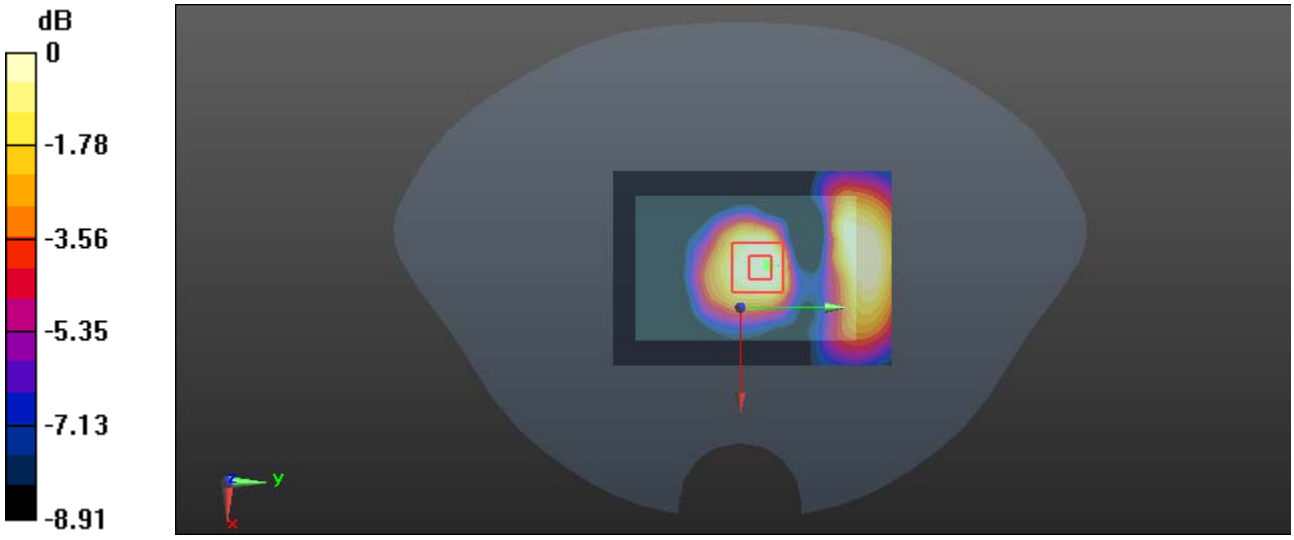

0 dB = 0.138 W/kg = -8.60 dBW/kg

Test Plot 36#: LTE Band 7_Body Front_50%RB_Middle

DUT: 4G LTE Mobile WIFI; Type: M7; Serial: RDG200421001-SA-S1

Communication System: Generic FDD-LTE; Frequency: 2535 MHz;Duty Cycle: 1:1
Medium parameters used: f = 2535 MHz; σ = 1.833 S/m; ε_r = 39.763; ρ = 1000 kg/m^3 ;
Phantom section: Flat Section

DASY5 Configuration:

- Probe: EX3DV4 - SN7329; ConvF(7.6, 7.6, 7.6) @2535 MHz; Calibrated: 2019/10/22
- Sensor-Surface: 1.4mm (Mechanical Surface Detection)
- Electronics: DAE4 Sn772; Calibrated: 2019/10/6
- Phantom: Twin SAM; Type: Twin SAM V5.0; Serial: TP:1412
- Measurement SW: DASY52, Version 52.10 (2); SEMCAD X Version 14.6.12 (7470)

Area Scan (71x101x1): Interpolated grid: dx=1.200 mm, dy=1.200 mm
Maximum value of SAR (interpolated) = 0.111 W/kg

Zoom Scan (5x5x7)/Cube 0: Measurement grid: dx=8mm, dy=8mm, dz=5mm
Reference Value = 5.864 V/m; Power Drift = 0.09 dB
Peak SAR (extrapolated) = 0.115 W/kg
SAR(1 g) = 0.063 W/kg; SAR(10 g) = 0.035 W/kg
Maximum value of SAR (measured) = 0.0931 W/kg

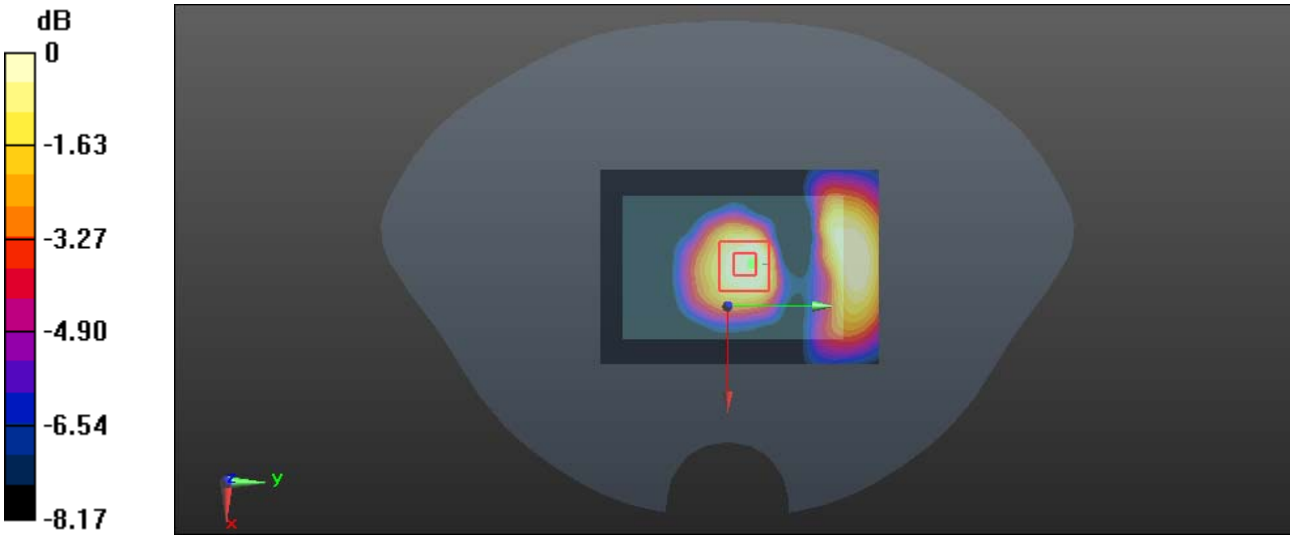

0 dB = 0.0931 W/kg = -10.31 dBW/kg

Test Plot 37#: LTE Band 7_Body Left_1RB_Middle

DUT: 4G LTE Mobile WIFI; Type: M7; Serial: RDG200421001-SA-S1

Communication System: Generic FDD-LTE; Frequency: 2535 MHz;Duty Cycle: 1:1
Medium parameters used: f = 2535 MHz; σ = 1.833 S/m; ε_r = 39.763; ρ = 1000 kg/m^3 ;
Phantom section: Flat Section

DASY5 Configuration:

- Probe: EX3DV4 - SN7329; ConvF(7.6, 7.6, 7.6) @2535 MHz; Calibrated: 2019/10/22
- Sensor-Surface: 1.4mm (Mechanical Surface Detection)
- Electronics: DAE4 Sn772; Calibrated: 2019/10/6
- Phantom: Twin SAM; Type: Twin SAM V5.0; Serial: TP:1412
- Measurement SW: DASY52, Version 52.10 (2); SEMCAD X Version 14.6.12 (7470)

Area Scan (51x101x1): Interpolated grid: dx=1.200 mm, dy=1.200 mm
Maximum value of SAR (interpolated) = 0.0649 W/kg

Zoom Scan (7x5x7)/Cube 0: Measurement grid: dx=8mm, dy=8mm, dz=5mm
Reference Value = 3.840 V/m; Power Drift = -0.09 dB
Peak SAR (extrapolated) = 0.118 W/kg
SAR(1 g) = 0.047 W/kg; SAR(10 g) = 0.020 W/kg
Maximum value of SAR (measured) = 0.0638 W/kg

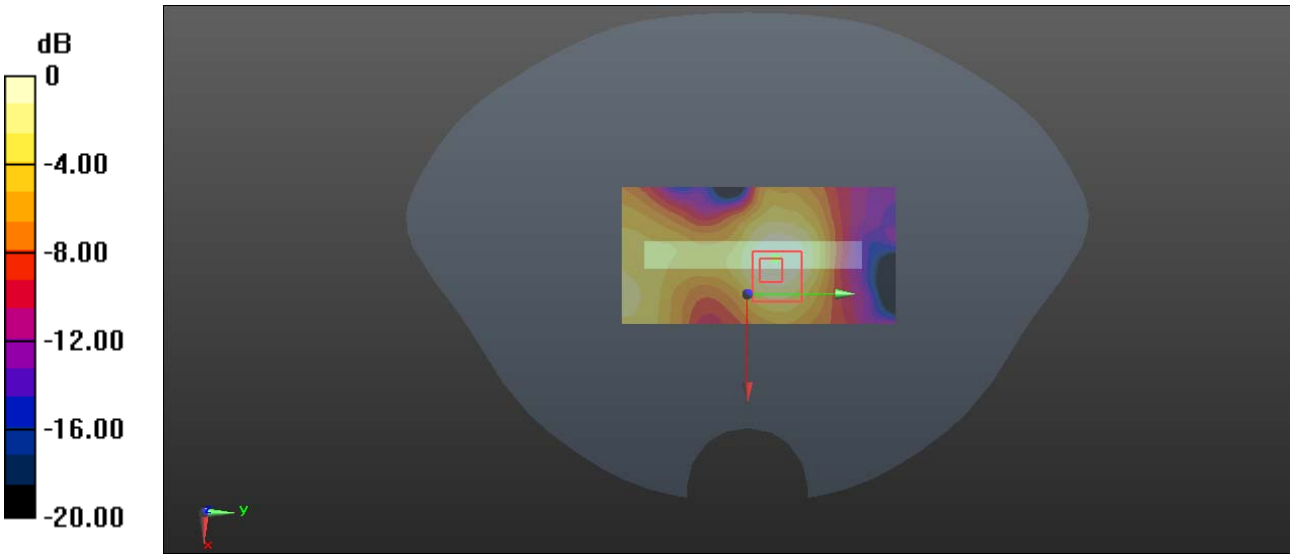

0 dB = 0.0638 W/kg = -11.95 dBW/kg

Test Plot 38#: LTE Band 7_Body Left_50%RB_Middle

DUT: 4G LTE Mobile WIFI; Type: M7; Serial: RDG200421001-SA-S1

Communication System: Generic TDD-LTE; Frequency: 2535 MHz;Duty Cycle: 1:2
Medium parameters used: f = 2535 MHz; σ = 1.833 S/m; ε_r = 39.763; ρ = 1000 kg/m^3 ;
Phantom section: Flat Section

DASY5 Configuration:

- Probe: EX3DV4 - SN7329; ConvF(7.6, 7.6, 7.6) @2535 MHz; Calibrated: 2019/10/22
- Sensor-Surface: 1.4mm (Mechanical Surface Detection)
- Electronics: DAE4 Sn772; Calibrated: 2019/10/6
- Phantom: Twin SAM; Type: Twin SAM V5.0; Serial: TP:1412
- Measurement SW: DASY52, Version 52.10 (2); SEMCAD X Version 14.6.12 (7470)

Area Scan (51x101x1): Interpolated grid: dx=1.200 mm, dy=1.200 mm
Maximum value of SAR (interpolated) = 0.0407 W/kg

Zoom Scan (5x5x7)/Cube 0: Measurement grid: dx=8mm, dy=8mm, dz=5mm
Reference Value = 3.197 V/m; Power Drift = 0.05 dB
Peak SAR (extrapolated) = 0.0440 W/kg
SAR(1 g) = 0.024 W/kg; SAR(10 g) = 0.012 W/kg
Maximum value of SAR (measured) = 0.0371 W/kg

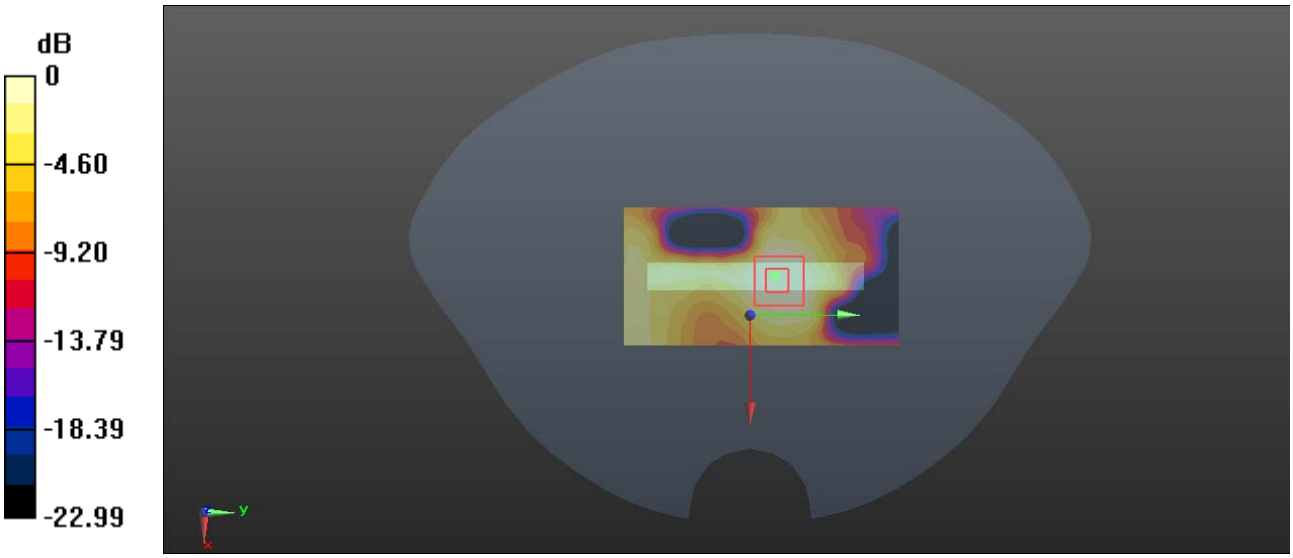

0 dB = 0.0371 W/kg = -14.31 dBW/kg

Test Plot 39#: LTE Band 7_Body Right_1RB_Middle

DUT: 4G LTE Mobile WIFI; Type: M7; Serial: RDG200421001-SA-S1

Communication System: Generic FDD-LTE; Frequency: 2535 MHz;Duty Cycle: 1:1
Medium parameters used: f = 2535 MHz; σ = 1.833 S/m; ε_r = 39.763; ρ = 1000 kg/m^3 ;
Phantom section: Flat Section

DASY5 Configuration:

- Probe: EX3DV4 - SN7329; ConvF(7.6, 7.6, 7.6) @2535 MHz; Calibrated: 2019/10/22
- Sensor-Surface: 1.4mm (Mechanical Surface Detection)
- Electronics: DAE4 Sn772; Calibrated: 2019/10/6
- Phantom: Twin SAM; Type: Twin SAM V5.0; Serial: TP:1412
- Measurement SW: DASY52, Version 52.10 (2); SEMCAD X Version 14.6.12 (7470)

Area Scan (51x101x1): Interpolated grid: dx=1.200 mm, dy=1.200 mm
Maximum value of SAR (interpolated) = 0.157 W/kg

Zoom Scan (5x5x7)/Cube 0: Measurement grid: dx=8mm, dy=8mm, dz=5mm
Reference Value = 6.621 V/m; Power Drift = 0.09 dB
Peak SAR (extrapolated) = 0.182 W/kg
SAR(1 g) = 0.096 W/kg; SAR(10 g) = 0.051 W/kg
Maximum value of SAR (measured) = 0.146 W/kg

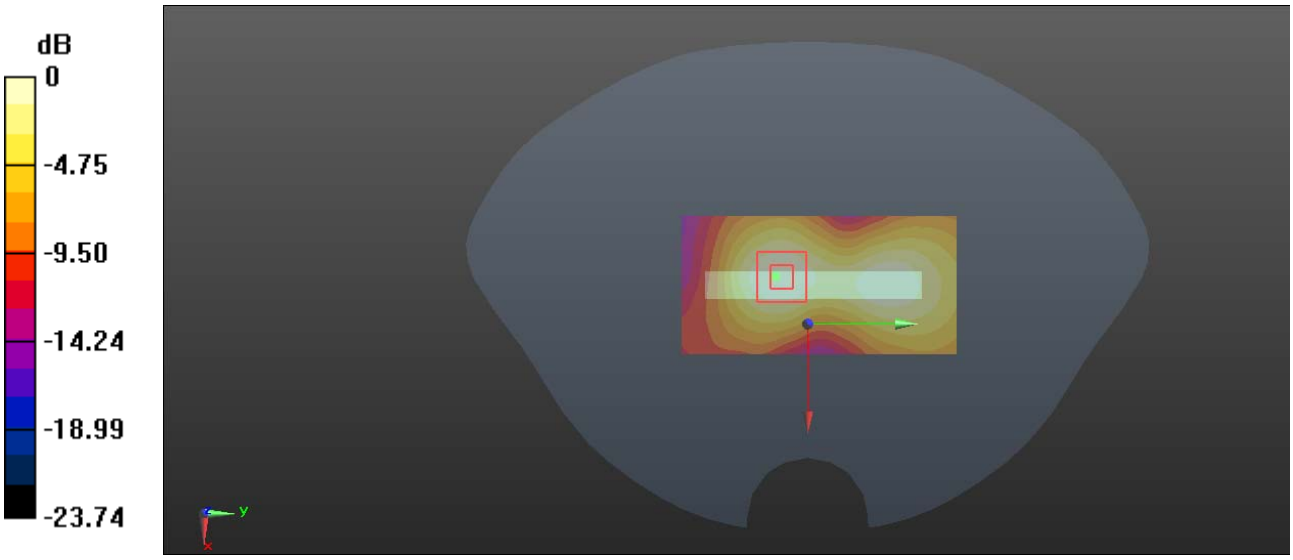

0 dB = 0.146 W/kg = -8.36 dBW/kg

Test Plot 40#: LTE Band 7_Body Right_50%RB_Middle

DUT: 4G LTE Mobile WIFI; Type: M7; Serial: RDG200421001-SA-S1

Communication System: Generic FDD-LTE; Frequency: 2535 MHz;Duty Cycle: 1:1
Medium parameters used: f = 2535 MHz; σ = 1.833 S/m; ε_r = 39.763; ρ = 1000 kg/m^3 ;
Phantom section: Flat Section

DASY5 Configuration:

- Probe: EX3DV4 - SN7329; ConvF(7.6, 7.6, 7.6) @2535 MHz; Calibrated: 2019/10/22
- Sensor-Surface: 1.4mm (Mechanical Surface Detection)
- Electronics: DAE4 Sn772; Calibrated: 2019/10/6
- Phantom: Twin SAM; Type: Twin SAM V5.0; Serial: TP:1412
- Measurement SW: DASY52, Version 52.10 (2); SEMCAD X Version 14.6.12 (7470)

Area Scan (51x101x1): Interpolated grid: dx=1.200 mm, dy=1.200 mm
Maximum value of SAR (interpolated) = 0.111 W/kg

Zoom Scan (5x5x7)/Cube 0: Measurement grid: dx=8mm, dy=8mm, dz=5mm
Reference Value = 5.507 V/m; Power Drift = 0.18 dB
Peak SAR (extrapolated) = 0.133 W/kg
SAR(1 g) = 0.068 W/kg; SAR(10 g) = 0.035 W/kg
Maximum value of SAR (measured) = 0.107 W/kg

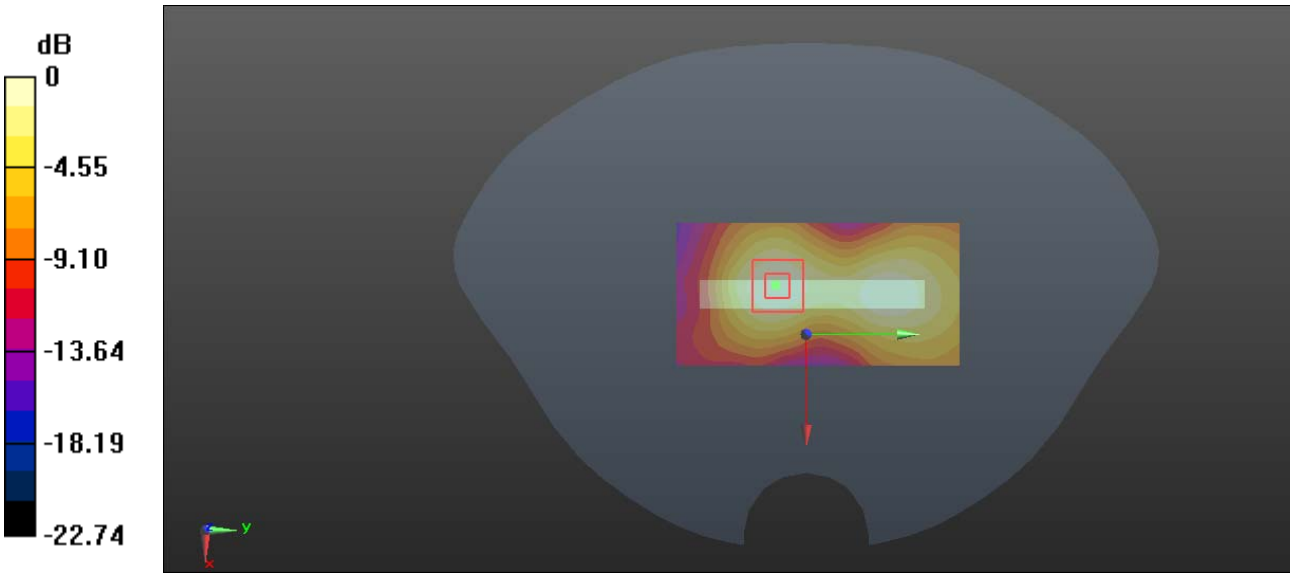

0 dB = 0.107 W/kg = -9.71 dBW/kg

Test Plot 41#: LTE Band 7_Body Top_1RB_Middle

DUT: 4G LTE Mobile WIFI; Type: M7; Serial: RDG200421001-SA-S1

Communication System: Generic FDD-LTE; Frequency: 2535 MHz;Duty Cycle: 1:1
Medium parameters used: f = 2535 MHz; σ = 1.833 S/m; ε_r = 39.763; ρ = 1000 kg/m^3 ;
Phantom section: Flat Section

DASY5 Configuration:

- Probe: EX3DV4 - SN7329; ConvF(7.6, 7.6, 7.6) @2535 MHz; Calibrated: 2019/10/22
- Sensor-Surface: 1.4mm (Mechanical Surface Detection)
- Electronics: DAE4 Sn772; Calibrated: 2019/10/6
- Phantom: Twin SAM; Type: Twin SAM V5.0; Serial: TP:1412
- Measurement SW: DASY52, Version 52.10 (2); SEMCAD X Version 14.6.12 (7470)

Area Scan (51x71x1): Interpolated grid: dx=1.200 mm, dy=1.200 mm
Maximum value of SAR (interpolated) = 0.240 W/kg

Zoom Scan (5x5x7)/Cube 0: Measurement grid: dx=8mm, dy=8mm, dz=5mm
Reference Value = 10.46 V/m; Power Drift = 0.05 dB
Peak SAR (extrapolated) = 0.300 W/kg
SAR(1 g) = 0.154 W/kg; SAR(10 g) = 0.081 W/kg
Maximum value of SAR (measured) = 0.240 W/kg

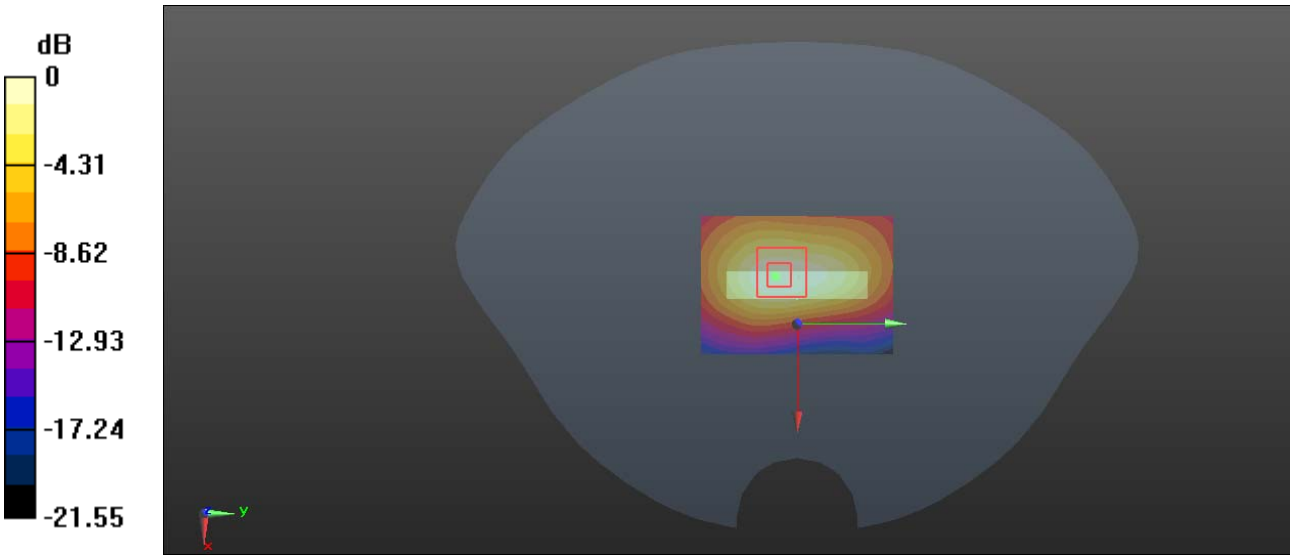

0 dB = 0.240 W/kg = -6.20 dBW/kg

Test Plot 42#: LTE Band 7_Body Top_50%RB_Middle

DUT: 4G LTE Mobile WIFI; Type: M7; Serial: RDG200421001-SA-S1

Communication System: Generic FDD-LTE; Frequency: 2535 MHz;Duty Cycle: 1:1
Medium parameters used: f = 2535 MHz; σ = 1.833 S/m; ε_r = 39.763; ρ = 1000 kg/m^3 ;
Phantom section: Flat Section

DASY5 Configuration:

- Probe: EX3DV4 - SN7329; ConvF(7.6, 7.6, 7.6) @2535 MHz; Calibrated: 2019/10/22
- Sensor-Surface: 1.4mm (Mechanical Surface Detection)
- Electronics: DAE4 Sn772; Calibrated: 2019/10/6
- Phantom: Twin SAM; Type: Twin SAM V5.0; Serial: TP:1412
- Measurement SW: DASY52, Version 52.10 (2); SEMCAD X Version 14.6.12 (7470)

Area Scan (51x71x1): Interpolated grid: dx=1.200 mm, dy=1.200 mm
Maximum value of SAR (interpolated) = 0.180 W/kg

Zoom Scan (5x5x7)/Cube 0: Measurement grid: dx=8mm, dy=8mm, dz=5mm
Reference Value = 8.990 V/m; Power Drift = 0.12 dB
Peak SAR (extrapolated) = 0.224 W/kg
SAR(1 g) = 0.113 W/kg; SAR(10 g) = 0.058 W/kg
Maximum value of SAR (measured) = 0.179 W/kg

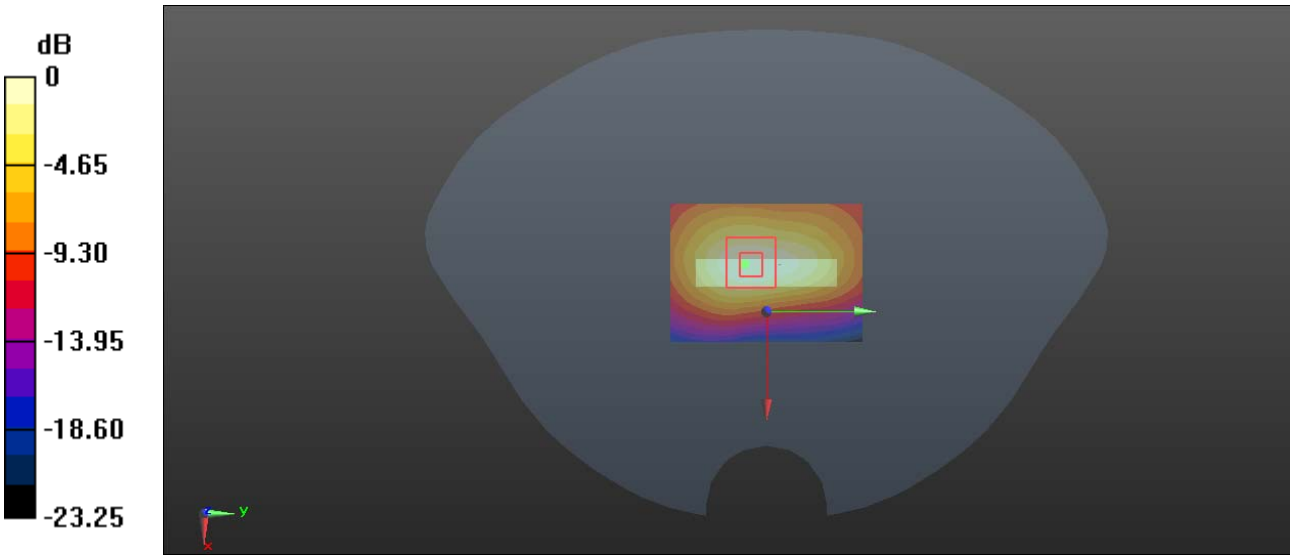

0 dB = 0.179 W/kg = -7.47 dBW/kg

Test Plot 43#: LTE Band 12_Body Back_1RB_Low

DUT: 4G LTE Mobile WIFI; Type: M7; Serial: RDG200421001-SA-S1

Communication System: Generic FDD-LTE; Frequency: 704 MHz;Duty Cycle: 1:1
Medium parameters used: f = 704 MHz; σ = 0.875 S/m; ε_r = 43.054; ρ = 1000 kg/m^3 ;
Phantom section: Flat Section

DASY5 Configuration:

- Probe: EX3DV4 - SN7329; ConvF(9.97, 9.97, 9.97) @704 MHz; Calibrated: 2019/10/22
- Sensor-Surface: 1.4mm (Mechanical Surface Detection)
- Electronics: DAE4 Sn772; Calibrated: 2019/10/6
- Phantom: Twin SAM; Type: Twin SAM V5.0; Serial: TP:1412
- Measurement SW: DASY52, Version 52.10 (2); SEMCAD X Version 14.6.12 (7470)

Area Scan (61x81x1): Interpolated grid: dx=1.500 mm, dy=1.500 mm
Maximum value of SAR (interpolated) = 1.01 W/kg

Zoom Scan (6x7x7)/Cube 0: Measurement grid: dx=8mm, dy=8mm, dz=5mm
Reference Value = 28.19 V/m; Power Drift = -0.18 dB
Peak SAR (extrapolated) = 1.18 W/kg
SAR(1 g) = 0.766 W/kg; SAR(10 g) = 0.546 W/kg
Maximum value of SAR (measured) = 0.980 W/kg

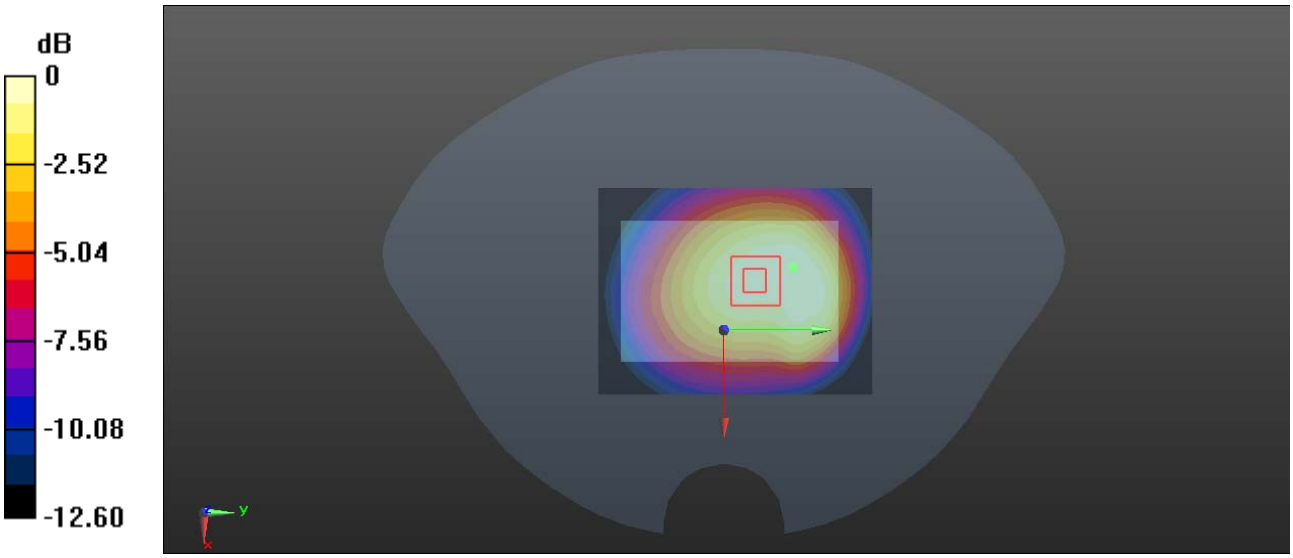

0 dB = 0.980 W/kg = -0.09 dBW/kg

Test Plot 44#: LTE Band 12_Body Back_1RB_Middle

DUT: 4G LTE Mobile WIFI; Type: M7; Serial: RDG200421001-SA-S1

Communication System: Generic FDD-LTE; Frequency: 707.5 MHz;Duty Cycle: 1:1
Medium parameters used: f = 707.5 MHz; σ = 0.878 S/m; ε_r = 42.994; ρ = 1000 kg/m^3 ;
Phantom section: Flat Section

DASY5 Configuration:

- Probe: EX3DV4 - SN7329; ConvF(9.97, 9.97, 9.97) @707.5 MHz; Calibrated: 2019/10/22
- Sensor-Surface: 1.4mm (Mechanical Surface Detection)
- Electronics: DAE4 Sn772; Calibrated: 2019/10/6
- Phantom: Twin SAM; Type: Twin SAM V5.0; Serial: TP:1412
- Measurement SW: DASY52, Version 52.10 (2); SEMCAD X Version 14.6.12 (7470)

Area Scan (61x81x1): Interpolated grid: dx=1.500 mm, dy=1.500 mm
Maximum value of SAR (interpolated) = 1.02 W/kg

Zoom Scan (6x7x7)/Cube 0: Measurement grid: dx=8mm, dy=8mm, dz=5mm
Reference Value = 28.58 V/m; Power Drift = -0.09 dB
Peak SAR (extrapolated) = 1.17 W/kg
SAR(1 g) = 0.790 W/kg; SAR(10 g) = 0.558 W/kg
Maximum value of SAR (measured) = 0.996 W/kg

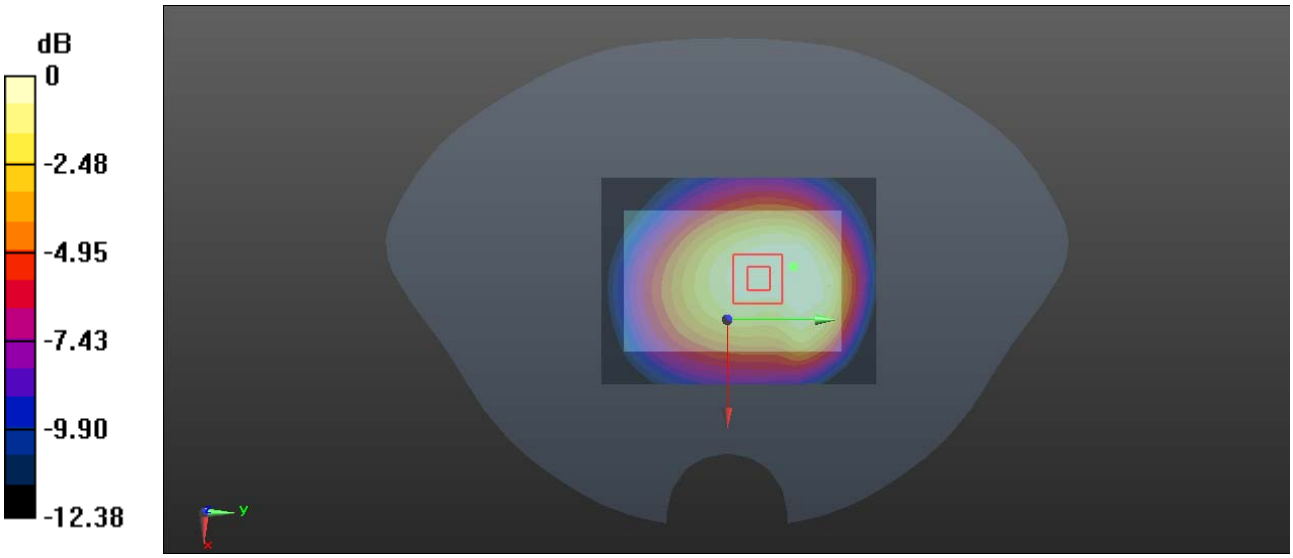

0 dB = 0.996 W/kg = -0.02 dBW/kg

Test Plot 45#: LTE Band 12_Body Back_1RB_High

DUT: 4G LTE Mobile WIFI; Type: M7; Serial: RDG200421001-SA-S1

Communication System: Generic FDD-LTE; Frequency: 711 MHz;Duty Cycle: 1:1
Medium parameters used: f = 711 MHz; σ = 0.88 S/m; ε_r = 42.92; ρ = 1000 kg/m^3 ;
Phantom section: Flat Section

DASY5 Configuration:

- Probe: EX3DV4 - SN7329; ConvF(9.97, 9.97, 9.97) @711 MHz; Calibrated: 2019/10/22
- Sensor-Surface: 1.4mm (Mechanical Surface Detection)
- Electronics: DAE4 Sn772; Calibrated: 2019/10/6
- Phantom: Twin SAM; Type: Twin SAM V5.0; Serial: TP:1412
- Measurement SW: DASY52, Version 52.10 (2); SEMCAD X Version 14.6.12 (7470)

Area Scan (61x81x1): Interpolated grid: dx=1.500 mm, dy=1.500 mm
Maximum value of SAR (interpolated) = 1.10 W/kg

Zoom Scan (6x7x7)/Cube 0: Measurement grid: dx=8mm, dy=8mm, dz=5mm
Reference Value = 29.19 V/m; Power Drift = -0.10 dB
Peak SAR (extrapolated) = 2.42 W/kg
SAR(1 g) = 1.11 W/kg; SAR(10 g) = 0.671 W/kg
Maximum value of SAR (measured) = 1.08 W/kg

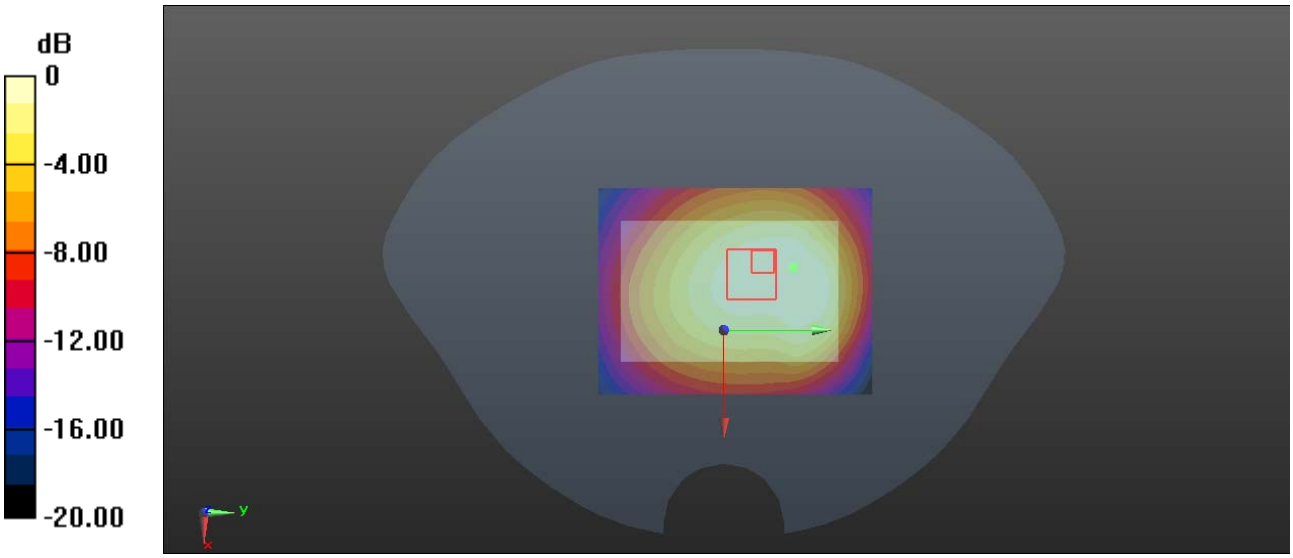

0 dB = 1.08 W/kg = 0.33 dBW/kg

Test Plot 46#: LTE Band 12_Body Back_50%RB_Middle

DUT: 4G LTE Mobile WIFI; Type: M7; Serial: RDG200421001-SA-S1

Communication System: Generic FDD-LTE; Frequency: 707.5 MHz;Duty Cycle: 1:1
Medium parameters used: f = 707.5 MHz; σ = 0.878 S/m; ε_r = 42.994; ρ = 1000 kg/m^3 ;
Phantom section: Flat Section

DASY5 Configuration:

- Probe: EX3DV4 - SN7329; ConvF(9.97, 9.97, 9.97) @707.5 MHz; Calibrated: 2019/10/22
- Sensor-Surface: 1.4mm (Mechanical Surface Detection)
- Electronics: DAE4 Sn772; Calibrated: 2019/10/6
- Phantom: Twin SAM; Type: Twin SAM V5.0; Serial: TP:1412
- Measurement SW: DASY52, Version 52.10 (2); SEMCAD X Version 14.6.12 (7470)

Area Scan (61x81x1): Interpolated grid: dx=1.500 mm, dy=1.500 mm
Maximum value of SAR (interpolated) = 0.800 W/kg

Zoom Scan (6x7x7)/Cube 0: Measurement grid: dx=8mm, dy=8mm, dz=5mm
Reference Value = 24.96 V/m; Power Drift = 0.02 dB
Peak SAR (extrapolated) = 1.15 W/kg
SAR(1 g) = 0.671 W/kg; SAR(10 g) = 0.458 W/kg
Maximum value of SAR (measured) = 0.788 W/kg

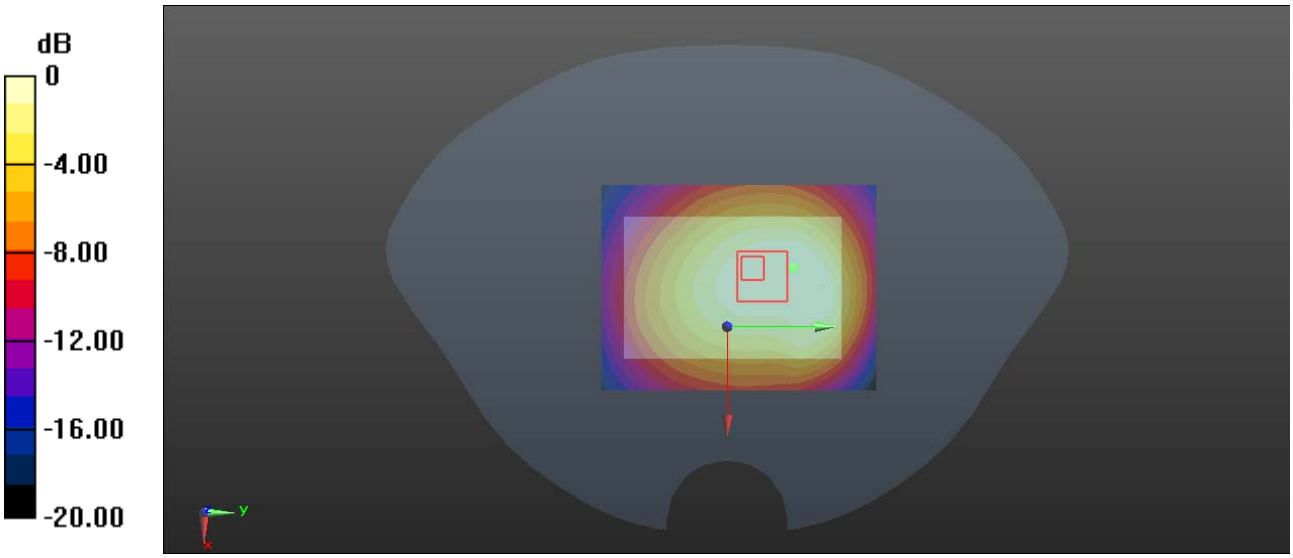

0 dB = 0.788 W/kg = -1.03 dBW/kg

Test Plot 47#: LTE Band 12_Body Back_1RB_High

DUT: 4G LTE Mobile WIFI; Type: M7P; Serial: RDG200421001-SA-S2

Communication System: Generic FDD-LTE; Frequency: 711 MHz;Duty Cycle: 1:1
Medium parameters used: f = 711 MHz; σ = 0.88 S/m; ε_r = 42.92; ρ = 1000 kg/m^3 ;
Phantom section: Flat Section

DASY5 Configuration:

- Probe: EX3DV4 - SN7329; ConvF(9.97, 9.97, 9.97) @711 MHz; Calibrated: 2019/10/22
- Sensor-Surface: 1.4mm (Mechanical Surface Detection)
- Electronics: DAE4 Sn772; Calibrated: 2019/10/6
- Phantom: Twin SAM; Type: Twin SAM V5.0; Serial: TP:1412
- Measurement SW: DASY52, Version 52.10 (2); SEMCAD X Version 14.6.12 (7470)

Area Scan (61x81x1): Interpolated grid: dx=1.500 mm, dy=1.500 mm
Maximum value of SAR (interpolated) = 0.929 W/kg

Zoom Scan (6x7x7)/Cube 0: Measurement grid: dx=8mm, dy=8mm, dz=5mm
Reference Value = 26.83 V/m; Power Drift = 0.08 dB
Peak SAR (extrapolated) = 2.06 W/kg
SAR(1 g) = 0.937 W/kg; SAR(10 g) = 0.567 W/kg
Maximum value of SAR (measured) = 0.915 W/kg

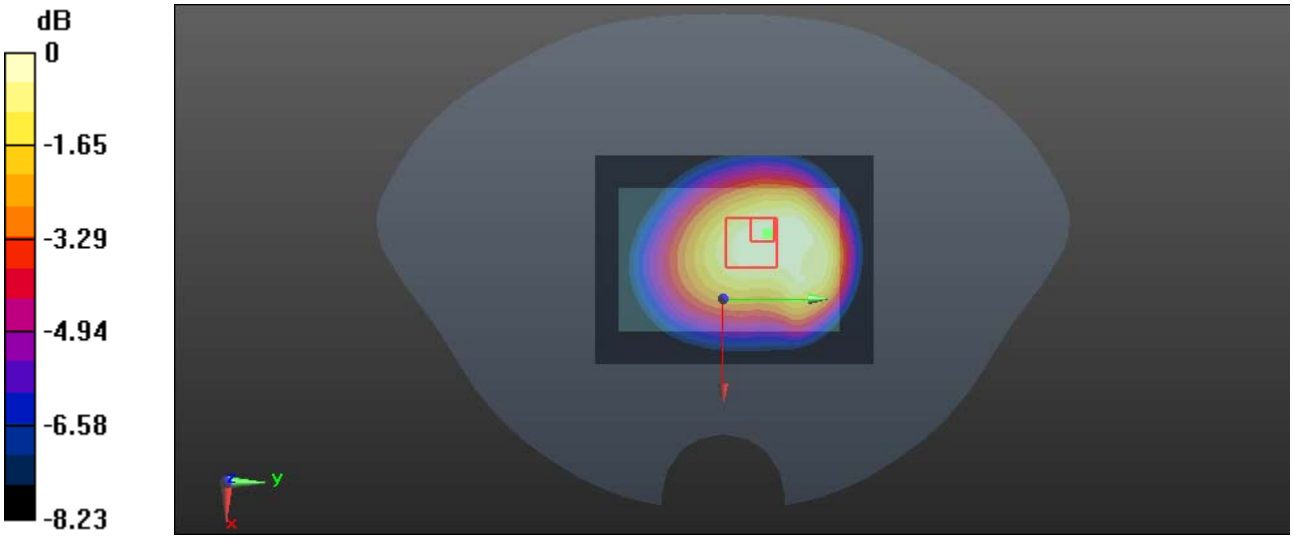

0 dB = 0.915 W/kg = -0.39 dBW/kg

Test Plot 48#: LTE Band 12_Body Front_1RB_Middle

DUT: 4G LTE Mobile WIFI; Type: M7; Serial: RDG200421001-SA-S1

Communication System: Generic FDD-LTE; Frequency: 707.5 MHz;Duty Cycle: 1:1
Medium parameters used: f = 707.5 MHz; σ = 0.878 S/m; ε_r = 42.994; ρ = 1000 kg/m^3 ;
Phantom section: Flat Section

DASY5 Configuration:

- Probe: EX3DV4 - SN7329; ConvF(9.97, 9.97, 9.97) @707.5 MHz; Calibrated: 2019/10/22
- Sensor-Surface: 1.4mm (Mechanical Surface Detection)
- Electronics: DAE4 Sn772; Calibrated: 2019/10/6
- Phantom: Twin SAM; Type: Twin SAM V5.0; Serial: TP:1412
- Measurement SW: DASY52, Version 52.10 (2); SEMCAD X Version 14.6.12 (7470)

Area Scan (61x81x1): Interpolated grid: dx=1.500 mm, dy=1.500 mm
Maximum value of SAR (interpolated) = 0.453 W/kg

Zoom Scan (5x5x7)/Cube 0: Measurement grid: dx=8mm, dy=8mm, dz=5mm
Reference Value = 16.77 V/m; Power Drift = 0.18 dB
Peak SAR (extrapolated) = 0.523 W/kg
SAR(1 g) = 0.372 W/kg; SAR(10 g) = 0.264 W/kg
Maximum value of SAR (measured) = 0.464 W/kg

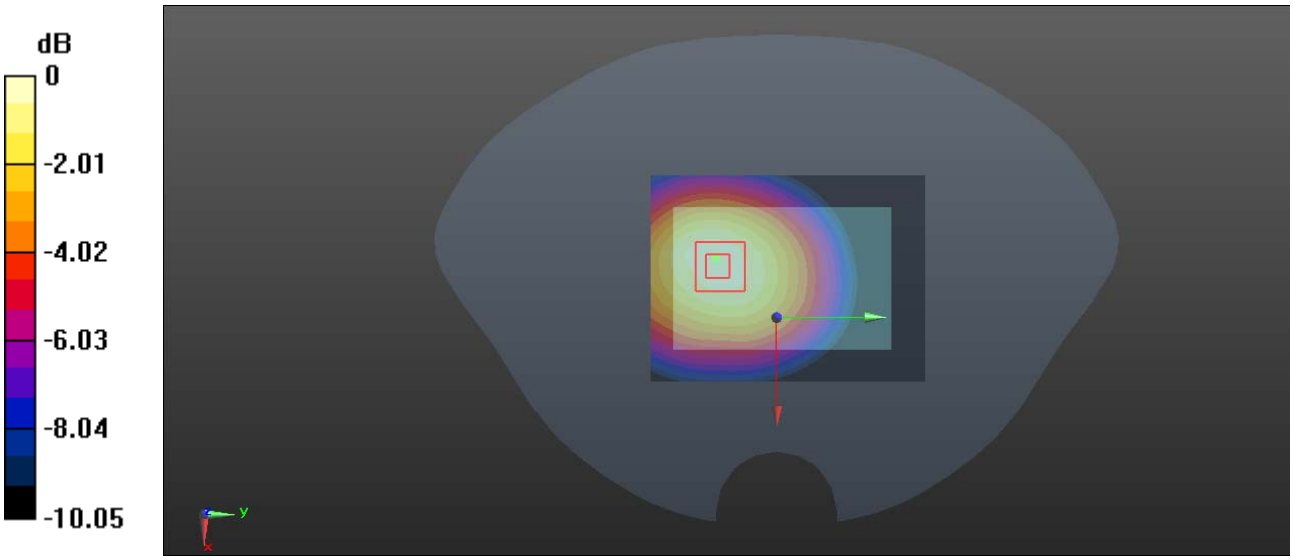

0 dB = 0.464 W/kg = -3.33 dBW/kg

Test Plot 49#: LTE Band 12_Body Front_50%RB_Middle

DUT: 4G LTE Mobile WIFI; Type: M7; Serial: RDG200421001-SA-S1

Communication System: Generic FDD-LTE; Frequency: 707.5 MHz;Duty Cycle: 1:1
Medium parameters used: f = 707.5 MHz; σ = 0.878 S/m; ε_r = 42.994; ρ = 1000 kg/m^3 ;
Phantom section: Flat Section

DASY5 Configuration:

- Probe: EX3DV4 - SN7329; ConvF(9.97, 9.97, 9.97) @707.5 MHz; Calibrated: 2019/10/22
- Sensor-Surface: 1.4mm (Mechanical Surface Detection)
- Electronics: DAE4 Sn772; Calibrated: 2019/10/6
- Phantom: Twin SAM; Type: Twin SAM V5.0; Serial: TP:1412
- Measurement SW: DASY52, Version 52.10 (2); SEMCAD X Version 14.6.12 (7470)

Area Scan (61x81x1): Interpolated grid: dx=1.500 mm, dy=1.500 mm
Maximum value of SAR (interpolated) = 0.365 W/kg

Zoom Scan (5x5x7)/Cube 0: Measurement grid: dx=8mm, dy=8mm, dz=5mm
Reference Value = 14.72 V/m; Power Drift = 0.05 dB
Peak SAR (extrapolated) = 0.399 W/kg
SAR(1 g) = 0.283 W/kg; SAR(10 g) = 0.202 W/kg
Maximum value of SAR (measured) = 0.359 W/kg

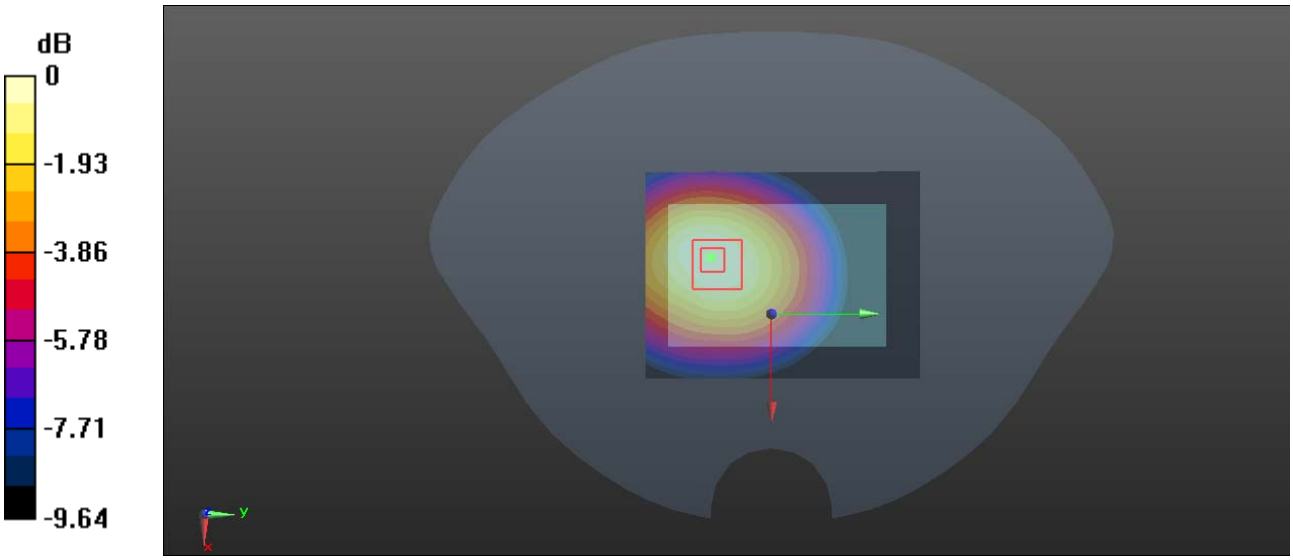

0 dB = 0.359 W/kg = -4.45 dBW/kg

Test Plot 50#: LTE Band 12_Body Left_1RB_Middle

DUT: 4G LTE Mobile WIFI; Type: M7; Serial: RDG200421001-SA-S1

Communication System: Generic FDD-LTE; Frequency: 707.5 MHz;Duty Cycle: 1:1
Medium parameters used: f = 707.5 MHz; σ = 0.878 S/m; ε_r = 42.994; ρ = 1000 kg/m^3 ;
Phantom section: Flat Section

DASY5 Configuration:

- Probe: EX3DV4 - SN7329; ConvF(9.97, 9.97, 9.97) @707.5 MHz; Calibrated: 2019/10/22
- Sensor-Surface: 1.4mm (Mechanical Surface Detection)
- Electronics: DAE4 Sn772; Calibrated: 2019/10/6
- Phantom: Twin SAM; Type: Twin SAM V5.0; Serial: TP:1412
- Measurement SW: DASY52, Version 52.10 (2); SEMCAD X Version 14.6.12 (7470)

Area Scan (41x81x1): Interpolated grid: dx=1.500 mm, dy=1.500 mm
Maximum value of SAR (interpolated) = 0.371 W/kg

Zoom Scan (5x6x7)/Cube 0: Measurement grid: dx=8mm, dy=8mm, dz=5mm
Reference Value = 17.86 V/m; Power Drift = 0.17 dB
Peak SAR (extrapolated) = 0.401 W/kg
SAR(1 g) = 0.290 W/kg; SAR(10 g) = 0.208 W/kg
Maximum value of SAR (measured) = 0.362 W/kg

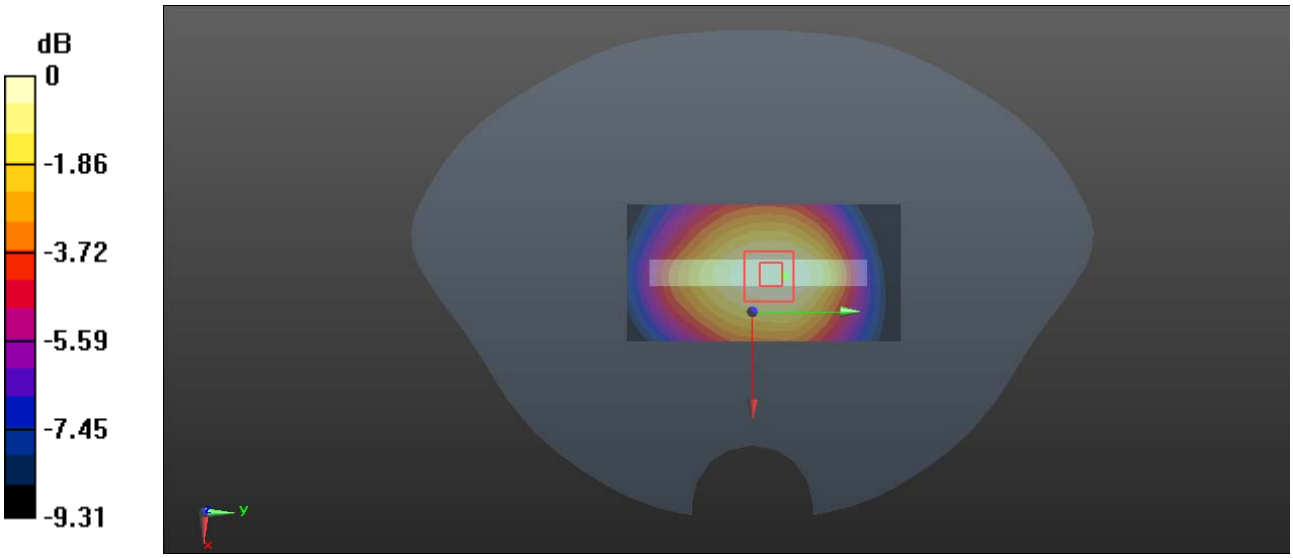

0 dB = 0.362 W/kg = -4.41 dBW/kg

Test Plot 51#: LTE Band 12_Body Left_50%RB_Middle

DUT: 4G LTE Mobile WIFI; Type: M7; Serial: RDG200421001-SA-S1

Communication System: Generic FDD-LTE; Frequency: 707.5 MHz;Duty Cycle: 1:1
Medium parameters used: f = 707.5 MHz; σ = 0.878 S/m; ε_r = 42.994; ρ = 1000 kg/m^3 ;
Phantom section: Flat Section

DASY5 Configuration:

- Probe: EX3DV4 - SN7329; ConvF(9.97, 9.97, 9.97) @707.5 MHz; Calibrated: 2019/10/22
- Sensor-Surface: 1.4mm (Mechanical Surface Detection)
- Electronics: DAE4 Sn772; Calibrated: 2019/10/6
- Phantom: Twin SAM; Type: Twin SAM V5.0; Serial: TP:1412
- Measurement SW: DASY52, Version 52.10 (2); SEMCAD X Version 14.6.12 (7470)

Area Scan (41x81x1): Interpolated grid: dx=1.500 mm, dy=1.500 mm
Maximum value of SAR (interpolated) = 0.270 W/kg

Zoom Scan (5x6x7)/Cube 0: Measurement grid: dx=8mm, dy=8mm, dz=5mm
Reference Value = 15.33 V/m; Power Drift = 0.07 dB
Peak SAR (extrapolated) = 0.301 W/kg
SAR(1 g) = 0.215 W/kg; SAR(10 g) = 0.157 W/kg
Maximum value of SAR (measured) = 0.269 W/kg

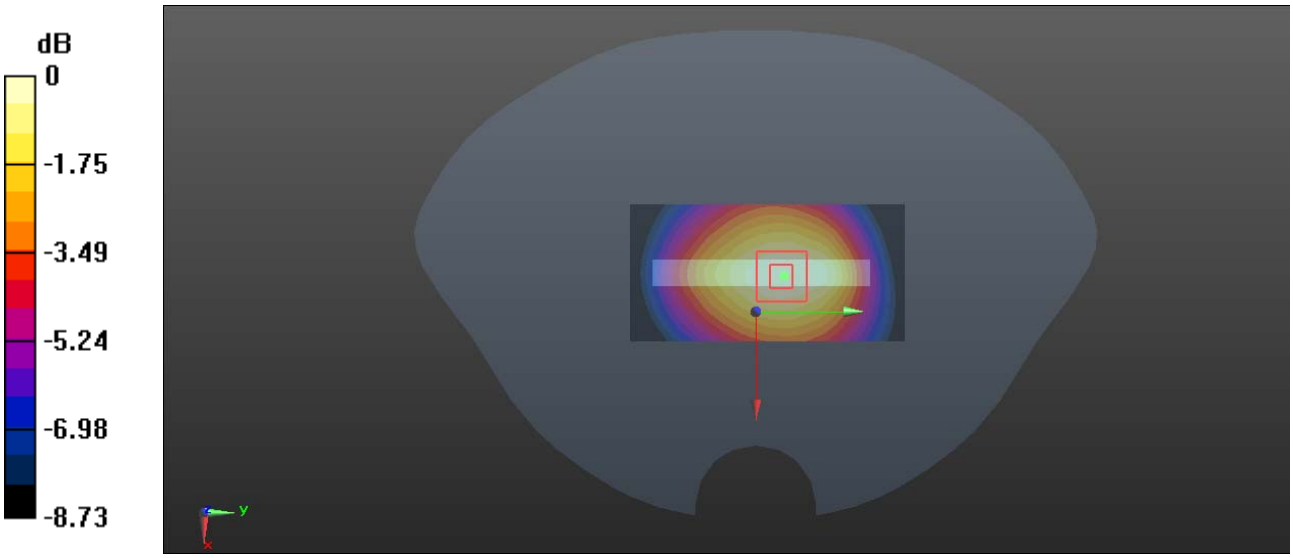

0 dB = 0.269 W/kg = -5.70 dBW/kg

Test Plot 52#: LTE Band 12_Body Right_1RB_Middle

DUT: 4G LTE Mobile WIFI; Type: M7; Serial: RDG200421001-SA-S1

Communication System: Generic FDD-LTE; Frequency: 707.5 MHz;Duty Cycle: 1:1
Medium parameters used: f = 707.5 MHz; σ = 0.878 S/m; ε_r = 42.994; ρ = 1000 kg/m^3 ;
Phantom section: Flat Section

DASY5 Configuration:

- Probe: EX3DV4 - SN7329; ConvF(9.97, 9.97, 9.97) @707.5 MHz; Calibrated: 2019/10/22
- Sensor-Surface: 1.4mm (Mechanical Surface Detection)
- Electronics: DAE4 Sn772; Calibrated: 2019/10/6
- Phantom: Twin SAM; Type: Twin SAM V5.0; Serial: TP:1412
- Measurement SW: DASY52, Version 52.10 (2); SEMCAD X Version 14.6.12 (7470)

Area Scan (41x81x1): Interpolated grid: dx=1.500 mm, dy=1.500 mm
Maximum value of SAR (interpolated) = 0.307 W/kg

Zoom Scan (6x7x7)/Cube 0: Measurement grid: dx=8mm, dy=8mm, dz=5mm
Reference Value = 15.48 V/m; Power Drift = -0.09 dB
Peak SAR (extrapolated) = 0.336 W/kg
SAR(1 g) = 0.237 W/kg; SAR(10 g) = 0.169 W/kg
Maximum value of SAR (measured) = 0.298 W/kg

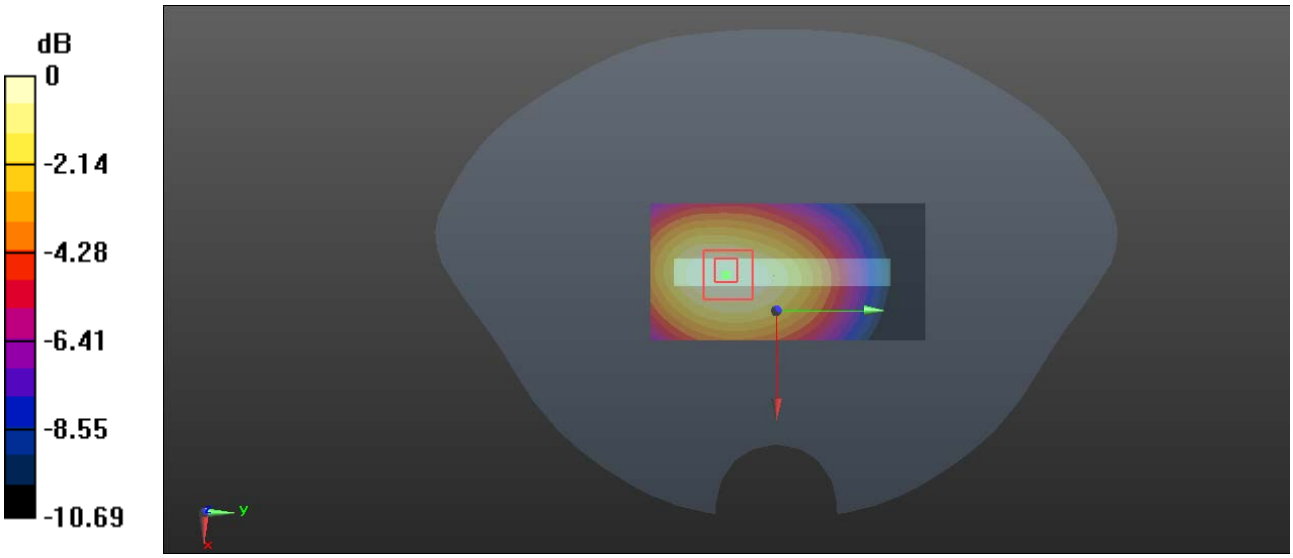

0 dB = 0.298 W/kg = -5.26 dBW/kg

Test Plot 53#: LTE Band 12_Body Right_50%RB_Middle

DUT: 4G LTE Mobile WIFI; Type: M7; Serial: RDG200421001-SA-S1

Communication System: Generic FDD-LTE; Frequency: 707.5 MHz;Duty Cycle: 1:1
Medium parameters used: f = 707.5 MHz; σ = 0.878 S/m; ε_r = 42.994; ρ = 1000 kg/m^3 ;
Phantom section: Flat Section

DASY5 Configuration:

- Probe: EX3DV4 - SN7329; ConvF(9.97, 9.97, 9.97) @707.5 MHz; Calibrated: 2019/10/22
- Sensor-Surface: 1.4mm (Mechanical Surface Detection)
- Electronics: DAE4 Sn772; Calibrated: 2019/10/6
- Phantom: Twin SAM; Type: Twin SAM V5.0; Serial: TP:1412
- Measurement SW: DASY52, Version 52.10 (2); SEMCAD X Version 14.6.12 (7470)

Area Scan (41x81x1): Interpolated grid: dx=1.500 mm, dy=1.500 mm
Maximum value of SAR (interpolated) = 0.228 W/kg

Zoom Scan (5x6x7)/Cube 0: Measurement grid: dx=8mm, dy=8mm, dz=5mm
Reference Value = 12.96 V/m; Power Drift = -0.11 dB
Peak SAR (extrapolated) = 0.255 W/kg
SAR(1 g) = 0.179 W/kg; SAR(10 g) = 0.126 W/kg
Maximum value of SAR (measured) = 0.227 W/kg

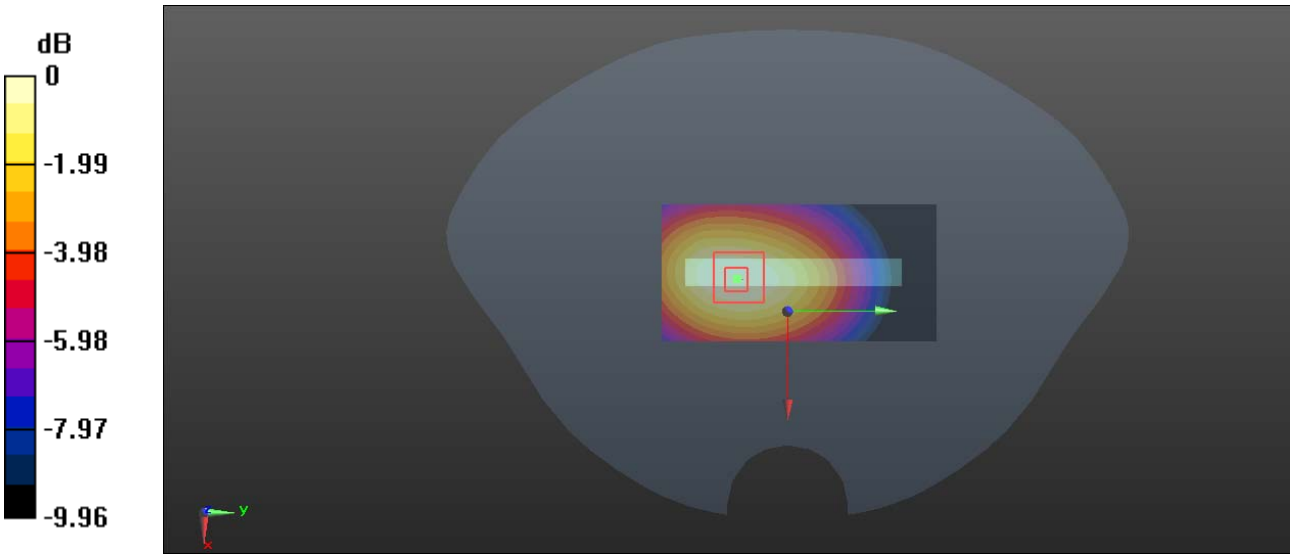

0 dB = 0.227 W/kg = -6.44 dBW/kg

Test Plot 54#: LTE Band 12_Body Top_1RB_Middle

DUT: 4G LTE Mobile WIFI; Type: M7; Serial: RDG200421001-SA-S1

Communication System: Generic FDD-LTE; Frequency: 707.5 MHz;Duty Cycle: 1:1
Medium parameters used: f = 707.5 MHz; σ = 0.878 S/m; ε_r = 42.994; ρ = 1000 kg/m^3 ;
Phantom section: Flat Section

DASY5 Configuration:

- Probe: EX3DV4 - SN7329; ConvF(9.97, 9.97, 9.97) @707.5 MHz; Calibrated: 2019/10/22
- Sensor-Surface: 1.4mm (Mechanical Surface Detection)
- Electronics: DAE4 Sn772; Calibrated: 2019/10/6
- Phantom: Twin SAM; Type: Twin SAM V5.0; Serial: TP:1412
- Measurement SW: DASY52, Version 52.10 (2); SEMCAD X Version 14.6.12 (7470)

Area Scan (41x61x1): Interpolated grid: dx=1.500 mm, dy=1.500 mm
Maximum value of SAR (interpolated) = 0.206 W/kg

Zoom Scan (5x5x7)/Cube 0: Measurement grid: dx=8mm, dy=8mm, dz=5mm
Reference Value = 12.17 V/m; Power Drift = -0.04 dB
Peak SAR (extrapolated) = 0.267 W/kg
SAR(1 g) = 0.126 W/kg; SAR(10 g) = 0.075 W/kg
Maximum value of SAR (measured) = 0.201 W/kg

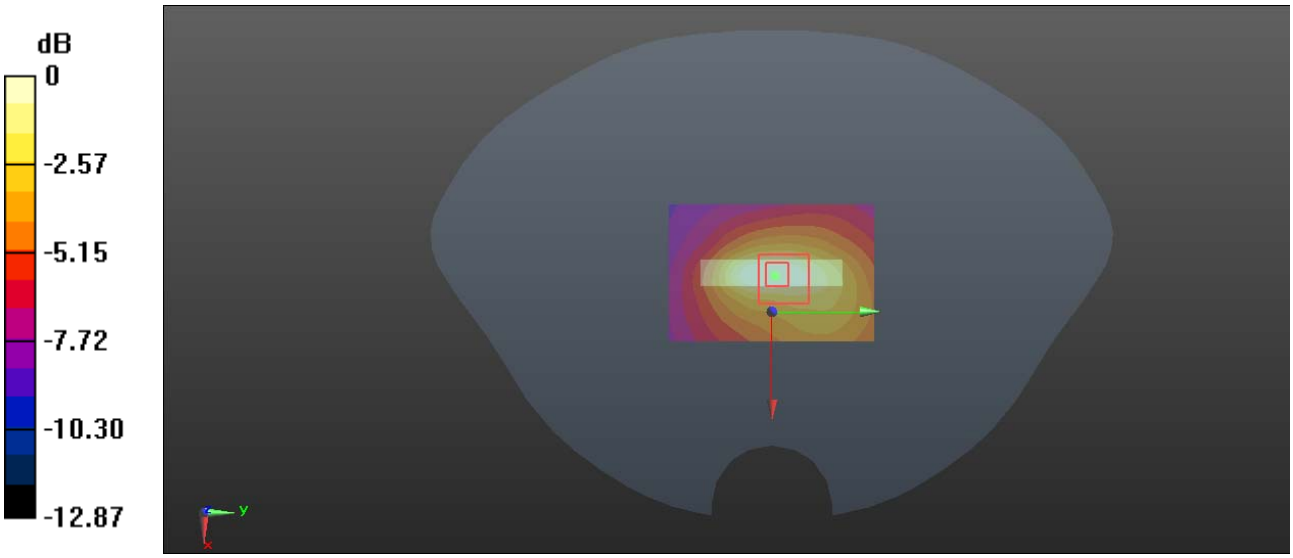

0 dB = 0.201 W/kg = -6.97 dBW/kg

Test Plot 55#: LTE Band 12_Body Top_50%RB_Middle

DUT: 4G LTE Mobile WIFI; Type: M7; Serial: RDG200421001-SA-S1

Communication System: Generic FDD-LTE; Frequency: 707.5 MHz;Duty Cycle: 1:1
Medium parameters used: f = 707.5 MHz; σ = 0.878 S/m; ε_r = 42.994; ρ = 1000 kg/m^3 ;
Phantom section: Flat Section

DASY5 Configuration:

- Probe: EX3DV4 - SN7329; ConvF(9.97, 9.97, 9.97) @707.5 MHz; Calibrated: 2019/10/22
- Sensor-Surface: 1.4mm (Mechanical Surface Detection)
- Electronics: DAE4 Sn772; Calibrated: 2019/10/6
- Phantom: Twin SAM; Type: Twin SAM V5.0; Serial: TP:1412
- Measurement SW: DASY52, Version 52.10 (2); SEMCAD X Version 14.6.12 (7470)

Area Scan (41x61x1): Interpolated grid: dx=1.500 mm, dy=1.500 mm
Maximum value of SAR (interpolated) = 0.168 W/kg

Zoom Scan (5x5x7)/Cube 0: Measurement grid: dx=8mm, dy=8mm, dz=5mm
Reference Value = 11.06 V/m; Power Drift = -0.15 dB
Peak SAR (extrapolated) = 0.222 W/kg
SAR(1 g) = 0.103 W/kg; SAR(10 g) = 0.061 W/kg
Maximum value of SAR (measured) = 0.167 W/kg

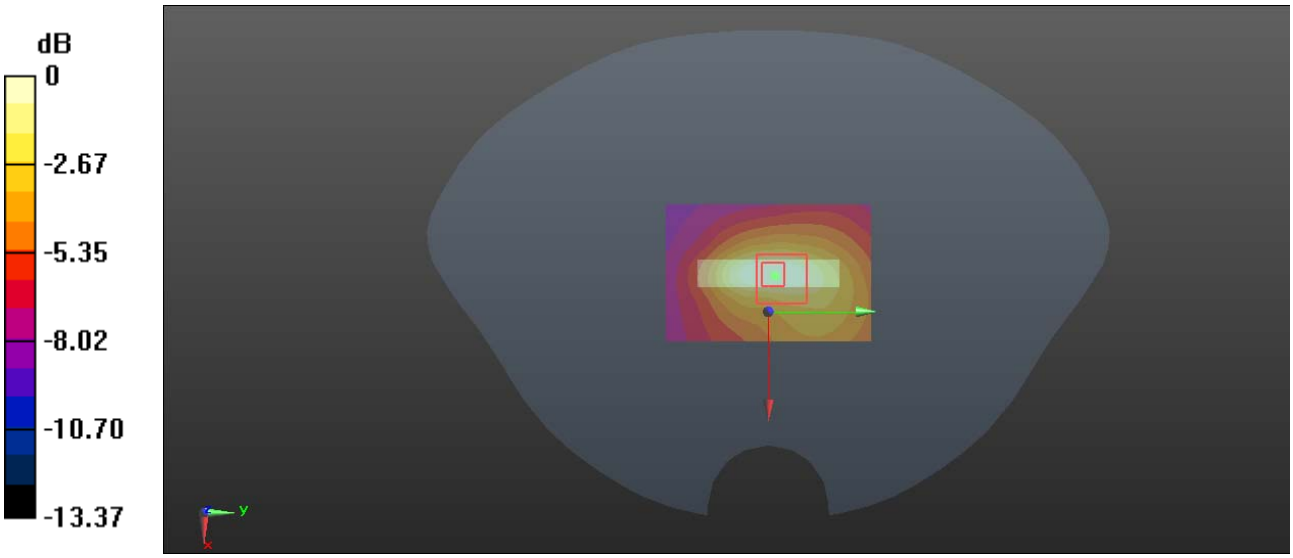

0 dB = 0.167 W/kg = -7.77 dBW/kg

Test Plot 56#: LTE Band 13_Body Back_1RB_Middle

DUT: 4G LTE Mobile WIFI; Type: M7; Serial: RDG200421001-SA-S1

Communication System: Generic FDD-LTE; Frequency: 782 MHz;Duty Cycle: 1:1
Medium parameters used: f = 782 MHz; σ = 0.883 S/m; ε_r = 40.92; ρ = 1000 kg/m^3 ;
Phantom section: Flat Section

DASY5 Configuration:

- Probe: EX3DV4 - SN7329; ConvF(9.97, 9.97, 9.97) @782 MHz; Calibrated: 2019/10/22
- Sensor-Surface: 1.4mm (Mechanical Surface Detection)
- Electronics: DAE4 Sn772; Calibrated: 2019/10/6
- Phantom: Twin SAM; Type: Twin SAM V5.0; Serial: TP:1412
- Measurement SW: DASY52, Version 52.10 (2); SEMCAD X Version 14.6.12 (7470)

Area Scan (61x81x1): Interpolated grid: dx=1.500 mm, dy=1.500 mm
Maximum value of SAR (interpolated) = 1.07 W/kg

Zoom Scan (6x7x7)/Cube 0: Measurement grid: dx=8mm, dy=8mm, dz=5mm
Reference Value = 28.01 V/m; Power Drift = 0.08 dB
Peak SAR (extrapolated) = 1.25 W/kg
SAR(1 g) = 0.801 W/kg; SAR(10 g) = 0.554 W/kg
Maximum value of SAR (measured) = 1.04 W/kg

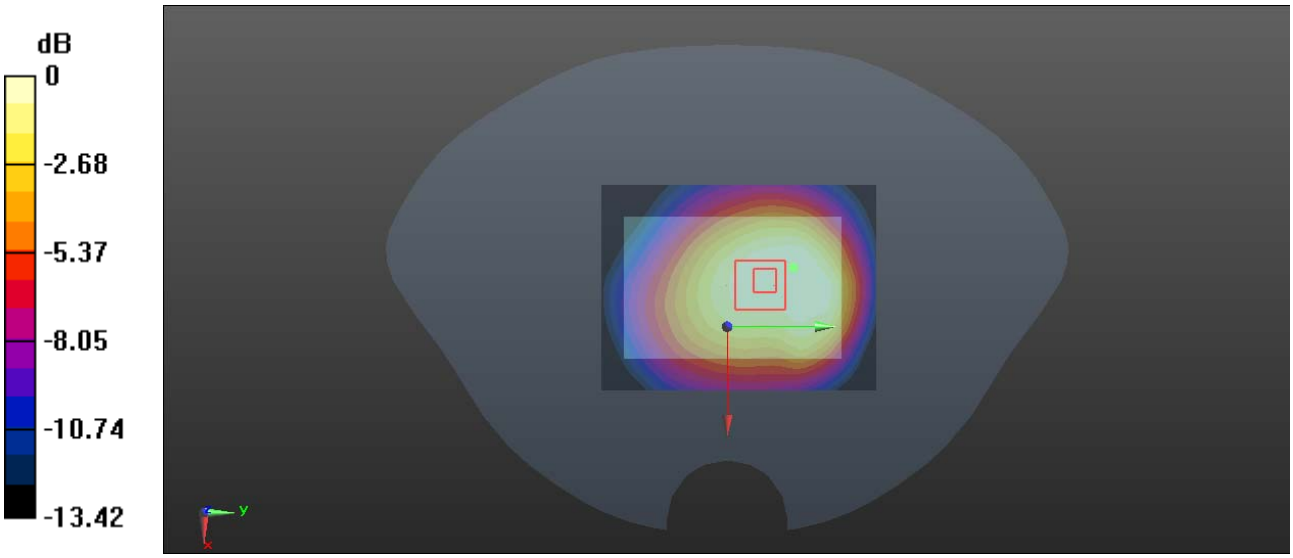

0 dB = 1.04 W/kg = 0.17 dBW/kg

Test Plot 57#: LTE Band 13_Body Back_50%RB_Middle

DUT: 4G LTE Mobile WIFI; Type: M7; Serial: RDG200421001-SA-S1

Communication System: Generic FDD-LTE; Frequency: 782 MHz;Duty Cycle: 1:1
Medium parameters used: f = 782 MHz; σ = 0.883 S/m; ε_r = 40.92; ρ = 1000 kg/m^3 ;
Phantom section: Flat Section

DASY5 Configuration:

- Probe: EX3DV4 - SN7329; ConvF(9.97, 9.97, 9.97) @782 MHz; Calibrated: 2019/10/22
- Sensor-Surface: 1.4mm (Mechanical Surface Detection)
- Electronics: DAE4 Sn772; Calibrated: 2019/10/6
- Phantom: Twin SAM; Type: Twin SAM V5.0; Serial: TP:1412
- Measurement SW: DASY52, Version 52.10 (2); SEMCAD X Version 14.6.12 (7470)

Area Scan (61x81x1): Interpolated grid: dx=1.500 mm, dy=1.500 mm
Maximum value of SAR (interpolated) = 0.827 W/kg

Zoom Scan (6x6x7)/Cube 0: Measurement grid: dx=8mm, dy=8mm, dz=5mm
Reference Value = 24.42 V/m; Power Drift = -0.14 dB
Peak SAR (extrapolated) = 1.70 W/kg
SAR(1 g) = 0.692 W/kg; SAR(10 g) = 0.401 W/kg
Maximum value of SAR (measured) = 0.801 W/kg

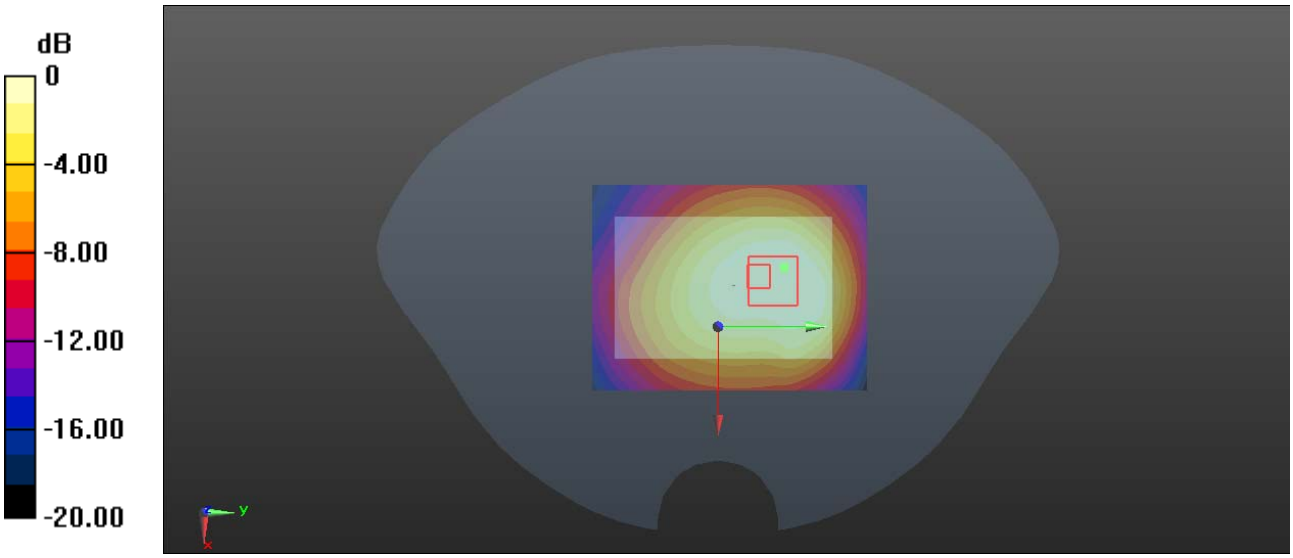

0 dB = 0.801 W/kg = -0.96 dBW/kg

Test Plot 58#: LTE Band 13_Body Front_1RB_Middle

DUT: 4G LTE Mobile WIFI; Type: M7; Serial: RDG200421001-SA-S1

Communication System: Generic FDD-LTE; Frequency: 782 MHz;Duty Cycle: 1:1
Medium parameters used: f = 782 MHz; σ = 0.883 S/m; ε_r = 40.92; ρ = 1000 kg/m^3 ;
Phantom section: Flat Section

DASY5 Configuration:

- Probe: EX3DV4 - SN7329; ConvF(9.97, 9.97, 9.97) @782 MHz; Calibrated: 2019/10/22
- Sensor-Surface: 1.4mm (Mechanical Surface Detection)
- Electronics: DAE4 Sn772; Calibrated: 2019/10/6
- Phantom: Twin SAM; Type: Twin SAM V5.0; Serial: TP:1412
- Measurement SW: DASY52, Version 52.10 (2); SEMCAD X Version 14.6.12 (7470)

Area Scan (61x81x1): Interpolated grid: dx=1.500 mm, dy=1.500 mm
Maximum value of SAR (interpolated) = 0.529 W/kg

Zoom Scan (5x5x7)/Cube 0: Measurement grid: dx=8mm, dy=8mm, dz=5mm
Reference Value = 17.51 V/m; Power Drift = -0.06 dB
Peak SAR (extrapolated) = 0.585 W/kg
SAR(1 g) = 0.405 W/kg; SAR(10 g) = 0.281 W/kg
Maximum value of SAR (measured) = 0.514 W/kg

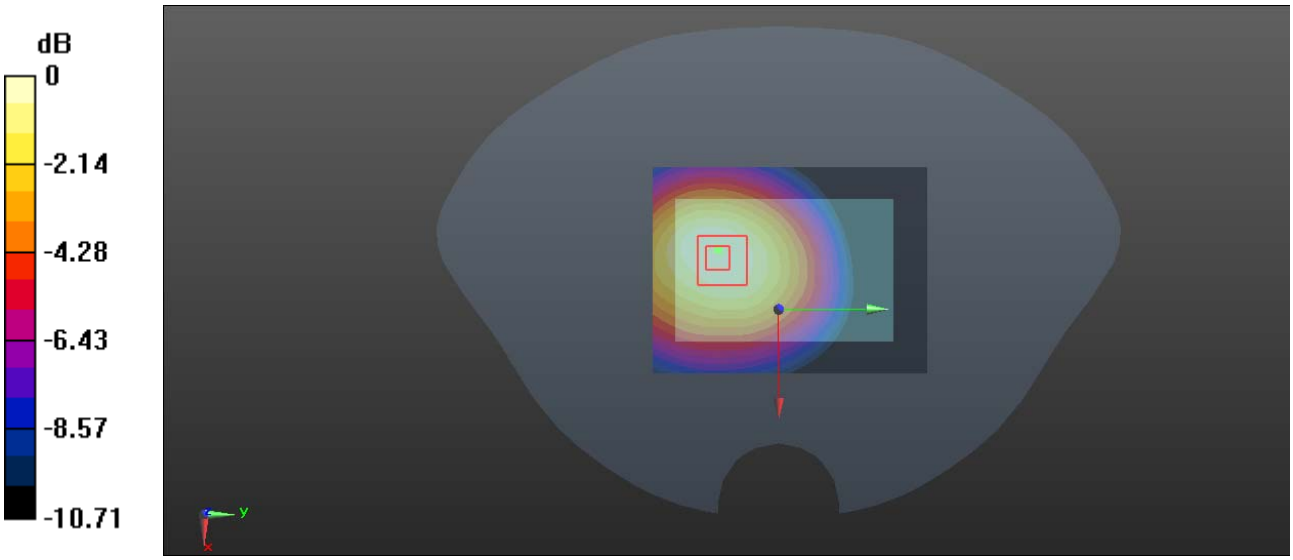

0 dB = 0.514 W/kg = -2.89 dBW/kg

Test Plot 59#: LTE Band 13_Body Front_50%RB_Middle

DUT: 4G LTE Mobile WIFI; Type: M7; Serial: RDG200421001-SA-S1

Communication System: Generic FDD-LTE; Frequency: 782 MHz;Duty Cycle: 1:1
Medium parameters used: f = 782 MHz; σ = 0.883 S/m; ε_r = 40.92; ρ = 1000 kg/m^3 ;
Phantom section: Flat Section

DASY5 Configuration:

- Probe: EX3DV4 - SN7329; ConvF(9.97, 9.97, 9.97) @782 MHz; Calibrated: 2019/10/22
- Sensor-Surface: 1.4mm (Mechanical Surface Detection)
- Electronics: DAE4 Sn772; Calibrated: 2019/10/6
- Phantom: Twin SAM; Type: Twin SAM V5.0; Serial: TP:1412
- Measurement SW: DASY52, Version 52.10 (2); SEMCAD X Version 14.6.12 (7470)

Area Scan (61x81x1): Interpolated grid: dx=1.500 mm, dy=1.500 mm
Maximum value of SAR (interpolated) = 0.413 W/kg

Zoom Scan (5x5x7)/Cube 0: Measurement grid: dx=8mm, dy=8mm, dz=5mm
Reference Value = 15.57 V/m; Power Drift = 0.04 dB
Peak SAR (extrapolated) = 0.467 W/kg
SAR(1 g) = 0.322 W/kg; SAR(10 g) = 0.224 W/kg
Maximum value of SAR (measured) = 0.415 W/kg

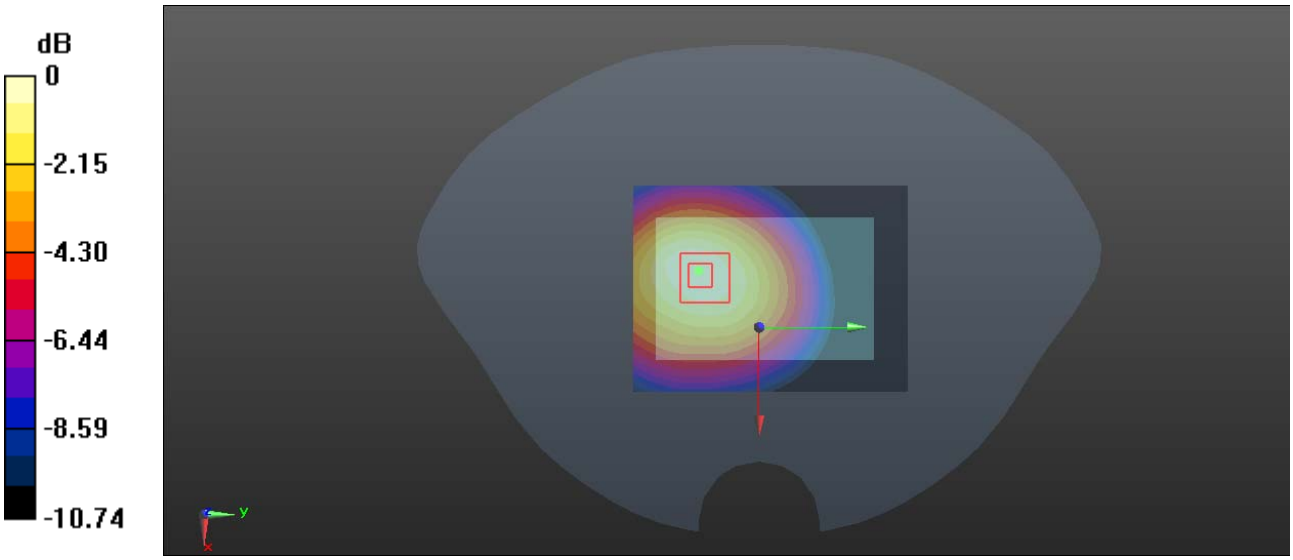

0 dB = 0.415 W/kg = -3.82 dBW/kg

Test Plot 60#: LTE Band 13_Body Left_1RB_Middle

DUT: 4G LTE Mobile WIFI; Type: M7; Serial: RDG200421001-SA-S1

Communication System: Generic FDD-LTE; Frequency: 782 MHz;Duty Cycle: 1:1
Medium parameters used: f = 782 MHz; σ = 0.883 S/m; ε_r = 40.92; ρ = 1000 kg/m^3 ;
Phantom section: Flat Section

DASY5 Configuration:

- Probe: EX3DV4 - SN7329; ConvF(9.97, 9.97, 9.97) @782 MHz; Calibrated: 2019/10/22
- Sensor-Surface: 1.4mm (Mechanical Surface Detection)
- Electronics: DAE4 Sn772; Calibrated: 2019/10/6
- Phantom: Twin SAM; Type: Twin SAM V5.0; Serial: TP:1412
- Measurement SW: DASY52, Version 52.10 (2); SEMCAD X Version 14.6.12 (7470)

Area Scan (41x81x1): Interpolated grid: dx=1.500 mm, dy=1.500 mm
Maximum value of SAR (interpolated) = 0.450 W/kg

Zoom Scan (5x6x7)/Cube 0: Measurement grid: dx=8mm, dy=8mm, dz=5mm
Reference Value = 19.33 V/m; Power Drift = -0.15 dB
Peak SAR (extrapolated) = 0.490 W/kg
SAR(1 g) = 0.341 W/kg; SAR(10 g) = 0.235 W/kg
Maximum value of SAR (measured) = 0.440 W/kg

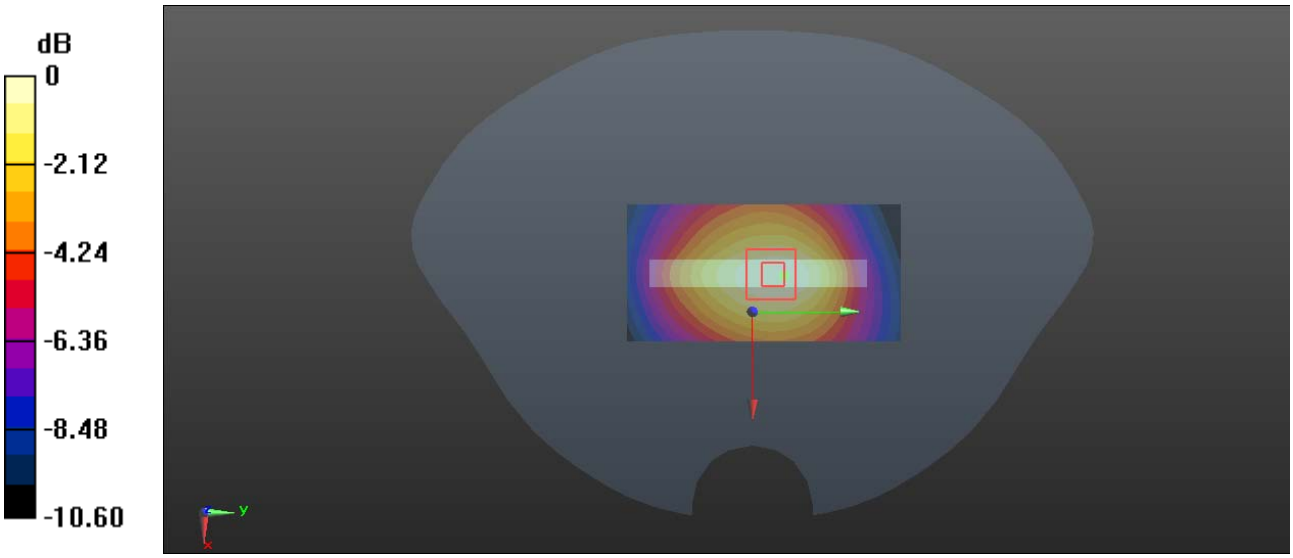

0 dB = 0.440 W/kg = -3.57 dBW/kg

Test Plot 61#: LTE Band 13_Body Left_50%RB_Middle

DUT: 4G LTE Mobile WIFI; Type: M7; Serial: RDG200421001-SA-S1

Communication System: Generic FDD-LTE; Frequency: 782 MHz;Duty Cycle: 1:1
Medium parameters used: f = 782 MHz; σ = 0.883 S/m; ε_r = 40.92; ρ = 1000 kg/m^3 ;
Phantom section: Flat Section

DASY5 Configuration:

- Probe: EX3DV4 - SN7329; ConvF(9.97, 9.97, 9.97) @782 MHz; Calibrated: 2019/10/22
- Sensor-Surface: 1.4mm (Mechanical Surface Detection)
- Electronics: DAE4 Sn772; Calibrated: 2019/10/6
- Phantom: Twin SAM; Type: Twin SAM V5.0; Serial: TP:1412
- Measurement SW: DASY52, Version 52.10 (2); SEMCAD X Version 14.6.12 (7470)

Area Scan (41x81x1): Interpolated grid: dx=1.500 mm, dy=1.500 mm
Maximum value of SAR (interpolated) = 0.341 W/kg

Zoom Scan (5x6x7)/Cube 0: Measurement grid: dx=8mm, dy=8mm, dz=5mm
Reference Value = 16.86 V/m; Power Drift = 0.03 dB
Peak SAR (extrapolated) = 0.364 W/kg
SAR(1 g) = 0.254 W/kg; SAR(10 g) = 0.177 W/kg
Maximum value of SAR (measured) = 0.326 W/kg

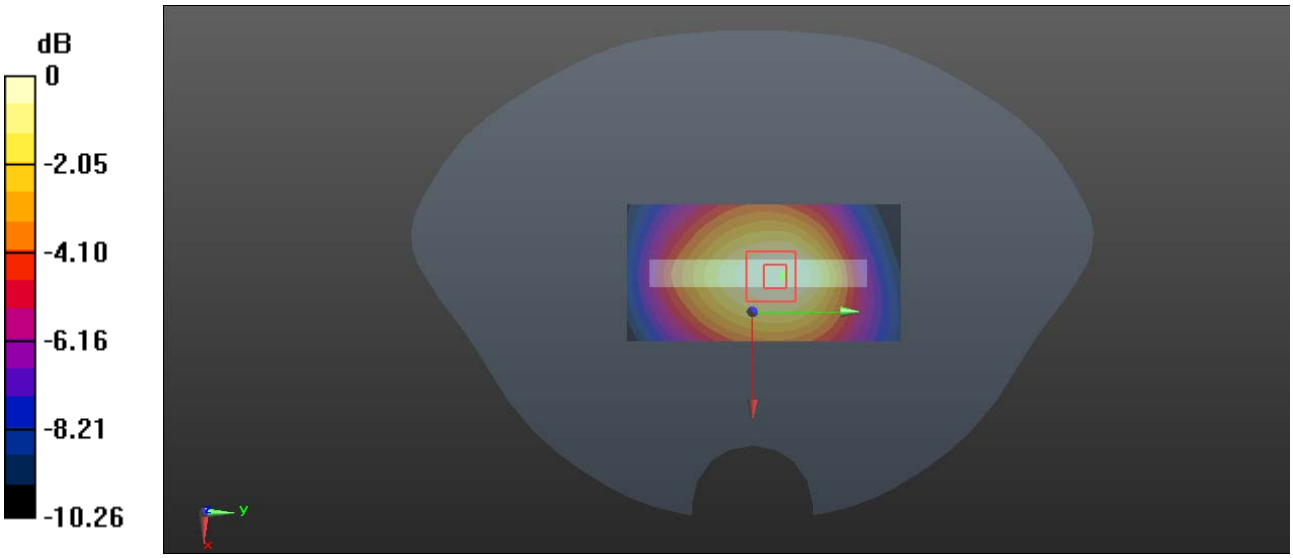

0 dB = 0.326 W/kg = -4.87 dBW/kg

Test Plot 62#: LTE Band 13_Body Right_1RB_Middle

DUT: 4G LTE Mobile WIFI; Type: M7; Serial: RDG200421001-SA-S1

Communication System: Generic FDD-LTE; Frequency: 782 MHz;Duty Cycle: 1:1
Medium parameters used: f = 782 MHz; σ = 0.883 S/m; ε_r = 40.92; ρ = 1000 kg/m^3 ;
Phantom section: Flat Section

DASY5 Configuration:

- Probe: EX3DV4 - SN7329; ConvF(9.97, 9.97, 9.97) @782 MHz; Calibrated: 2019/10/22
- Sensor-Surface: 1.4mm (Mechanical Surface Detection)
- Electronics: DAE4 Sn772; Calibrated: 2019/10/6
- Phantom: Twin SAM; Type: Twin SAM V5.0; Serial: TP:1412
- Measurement SW: DASY52, Version 52.10 (2); SEMCAD X Version 14.6.12 (7470)

Area Scan (41x81x1): Interpolated grid: dx=1.500 mm, dy=1.500 mm
Maximum value of SAR (interpolated) = 0.275 W/kg

Zoom Scan (5x6x7)/Cube 0: Measurement grid: dx=8mm, dy=8mm, dz=5mm
Reference Value = 13.85 V/m; Power Drift = -0.13 dB
Peak SAR (extrapolated) = 0.303 W/kg
SAR(1 g) = 0.207 W/kg; SAR(10 g) = 0.142 W/kg
Maximum value of SAR (measured) = 0.270 W/kg

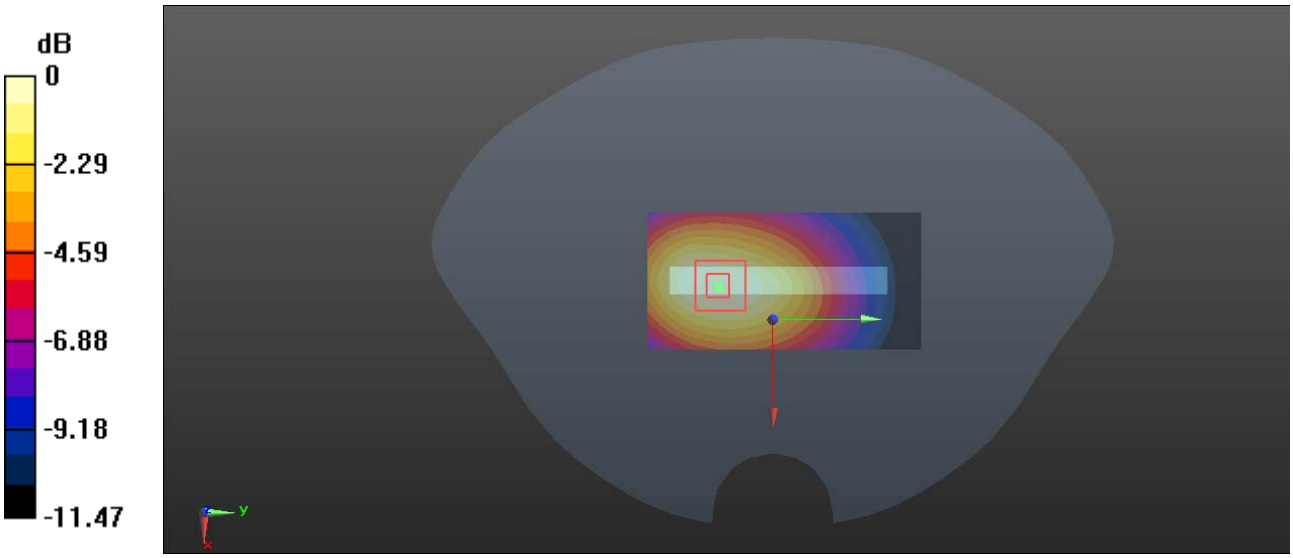

0 dB = 0.270 W/kg = -5.69 dBW/kg

Test Plot 63#: LTE Band 13_Body Right_50%RB_Middle

DUT: 4G LTE Mobile WIFI; Type: M7; Serial: RDG200421001-SA-S1

Communication System: Generic FDD-LTE; Frequency: 782 MHz;Duty Cycle: 1:1
Medium parameters used: f = 782 MHz; σ = 0.883 S/m; ε_r = 40.92; ρ = 1000 kg/m^3 ;
Phantom section: Flat Section

DASY5 Configuration:

- Probe: EX3DV4 - SN7329; ConvF(9.97, 9.97, 9.97) @782 MHz; Calibrated: 2019/10/22
- Sensor-Surface: 1.4mm (Mechanical Surface Detection)
- Electronics: DAE4 Sn772; Calibrated: 2019/10/6
- Phantom: Twin SAM; Type: Twin SAM V5.0; Serial: TP:1412
- Measurement SW: DASY52, Version 52.10 (2); SEMCAD X Version 14.6.12 (7470)

Area Scan (41x81x1): Interpolated grid: dx=1.500 mm, dy=1.500 mm
Maximum value of SAR (interpolated) = 0.209 W/kg

Zoom Scan (5x6x7)/Cube 0: Measurement grid: dx=8mm, dy=8mm, dz=5mm
Reference Value = 11.86 V/m; Power Drift = -0.05 dB
Peak SAR (extrapolated) = 0.235 W/kg
SAR(1 g) = 0.159 W/kg; SAR(10 g) = 0.108 W/kg
Maximum value of SAR (measured) = 0.207 W/kg

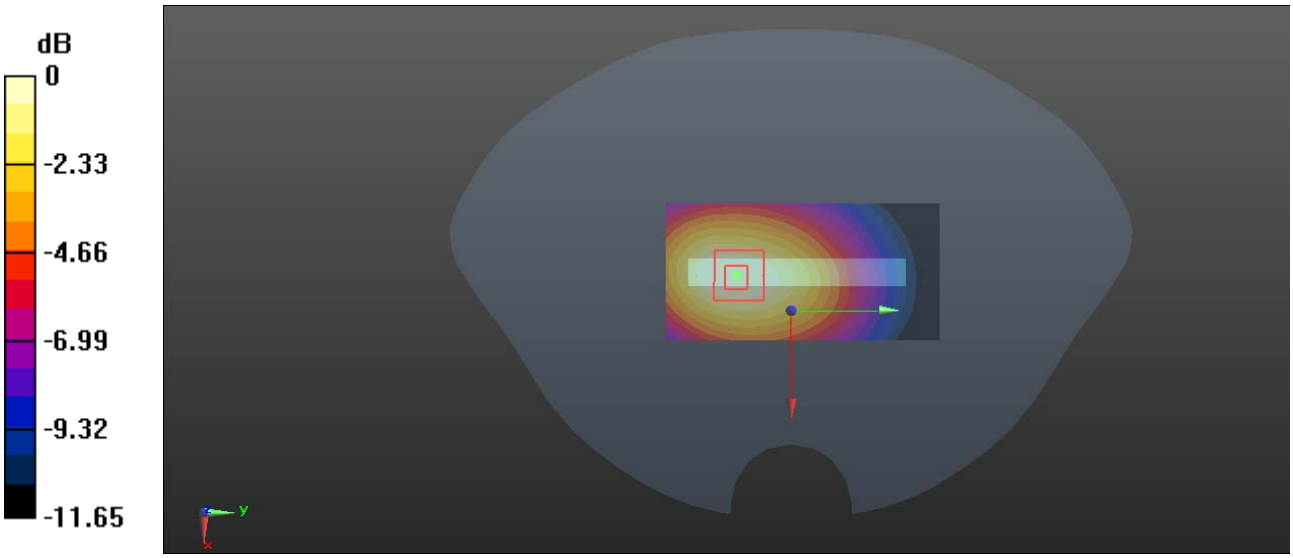

0 dB = 0.207 W/kg = -6.84 dBW/kg

Test Plot 64#: LTE Band 13_Body Top_1RB_Middle

DUT: 4G LTE Mobile WIFI; Type: M7; Serial: RDG200421001-SA-S1

Communication System: Generic FDD-LTE; Frequency: 782 MHz;Duty Cycle: 1:1
Medium parameters used: f = 782 MHz; σ = 0.883 S/m; ε_r = 40.92; ρ = 1000 kg/m^3 ;
Phantom section: Flat Section

DASY5 Configuration:

- Probe: EX3DV4 - SN7329; ConvF(9.97, 9.97, 9.97) @782 MHz; Calibrated: 2019/10/22
- Sensor-Surface: 1.4mm (Mechanical Surface Detection)
- Electronics: DAE4 Sn772; Calibrated: 2019/10/6
- Phantom: Twin SAM; Type: Twin SAM V5.0; Serial: TP:1412
- Measurement SW: DASY52, Version 52.10 (2); SEMCAD X Version 14.6.12 (7470)

Area Scan (41x61x1): Interpolated grid: dx=1.500 mm, dy=1.500 mm
Maximum value of SAR (interpolated) = 0.196 W/kg

Zoom Scan (5x5x7)/Cube 0: Measurement grid: dx=8mm, dy=8mm, dz=5mm
Reference Value = 12.80 V/m; Power Drift = -0.11 dB
Peak SAR (extrapolated) = 0.253 W/kg
SAR(1 g) = 0.136 W/kg; SAR(10 g) = 0.085 W/kg
Maximum value of SAR (measured) = 0.195 W/kg

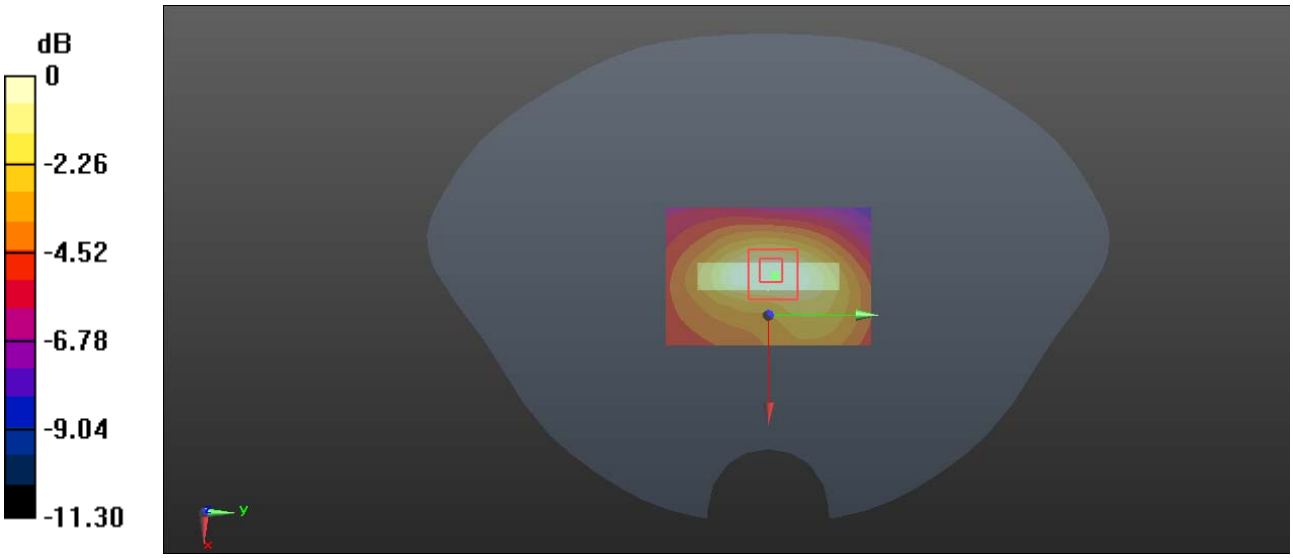

0 dB = 0.195 W/kg = -7.10 dBW/kg

Test Plot 65#: LTE Band 13_Body Top_50%RB_Middle

DUT: 4G LTE Mobile WIFI; Type: M7; Serial: RDG200421001-SA-S1

Communication System: Generic FDD-LTE; Frequency: 782 MHz;Duty Cycle: 1:1
Medium parameters used: f = 782 MHz; σ = 0.883 S/m; ε_r = 40.92; ρ = 1000 kg/m^3 ;
Phantom section: Flat Section

DASY5 Configuration:

- Probe: EX3DV4 - SN7329; ConvF(9.97, 9.97, 9.97) @782 MHz; Calibrated: 2019/10/22
- Sensor-Surface: 1.4mm (Mechanical Surface Detection)
- Electronics: DAE4 Sn772; Calibrated: 2019/10/6
- Phantom: Twin SAM; Type: Twin SAM V5.0; Serial: TP:1412
- Measurement SW: DASY52, Version 52.10 (2); SEMCAD X Version 14.6.12 (7470)

Area Scan (41x61x1): Interpolated grid: dx=1.500 mm, dy=1.500 mm
Maximum value of SAR (interpolated) = 0.155 W/kg

Zoom Scan (5x5x7)/Cube 0: Measurement grid: dx=8mm, dy=8mm, dz=5mm
Reference Value = 10.97 V/m; Power Drift = 0.03 dB
Peak SAR (extrapolated) = 0.195 W/kg
SAR(1 g) = 0.105 W/kg; SAR(10 g) = 0.066 W/kg
Maximum value of SAR (measured) = 0.156 W/kg

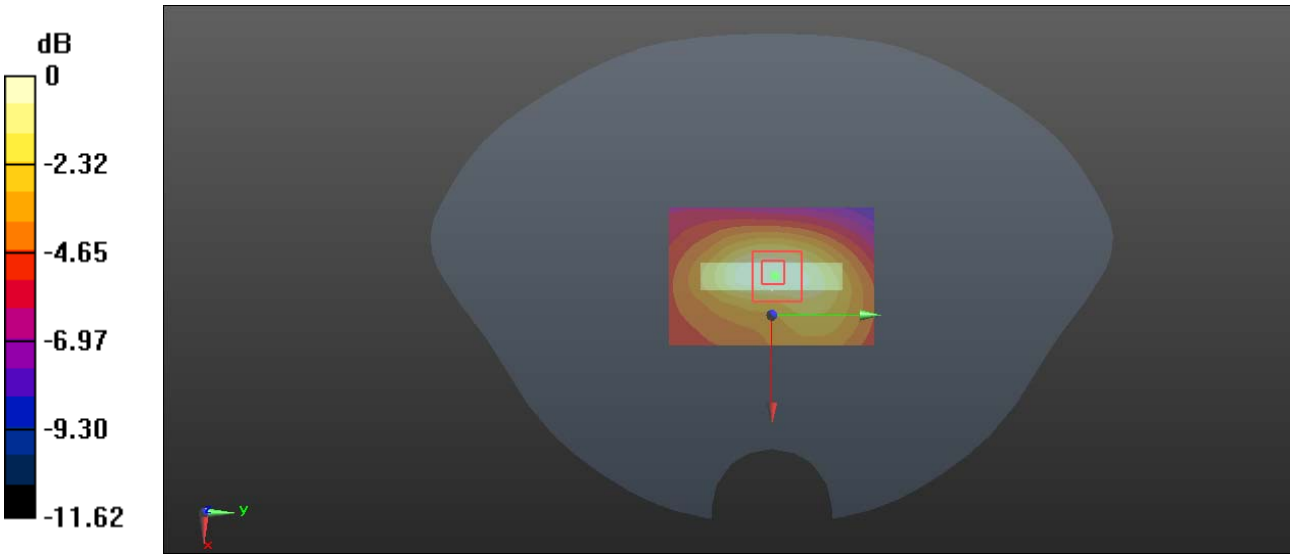

0 dB = 0.156 W/kg = -8.07 dBW/kg

Test Plot 66#: LTE Band 25_Body Back_1RB_Middle

DUT: 4G LTE Mobile WIFI; Type: M7; Serial: RDG200421001-SA-S1

Communication System: Generic FDD-LTE; Frequency: 1882.5 MHz;Duty Cycle: 1:1
Medium parameters used: f = 1882.5 MHz; σ = 1.389 S/m; ε_r = 39.084; ρ = 1000 kg/m^3 ;
Phantom section: Flat Section

DASY5 Configuration:

- Probe: EX3DV4 - SN7329; ConvF(8.29, 8.29, 8.29) @1882.5 MHz; Calibrated: 2019/10/22
- Sensor-Surface: 1.4mm (Mechanical Surface Detection)
- Electronics: DAE4 Sn772; Calibrated: 2019/10/6
- Phantom: Twin SAM; Type: Twin SAM V5.0; Serial: TP:1412
- Measurement SW: DASY52, Version 52.10 (2); SEMCAD X Version 14.6.12 (7470)

Area Scan (61x81x1): Interpolated grid: dx=1.500 mm, dy=1.500 mm
Maximum value of SAR (interpolated) = 0.549 W/kg

Zoom Scan (5x5x7)/Cube 0: Measurement grid: dx=8mm, dy=8mm, dz=5mm
Reference Value = 6.992 V/m; Power Drift = 0.09 dB
Peak SAR (extrapolated) = 0.624 W/kg
SAR(1 g) = 0.344 W/kg; SAR(10 g) = 0.191 W/kg
Maximum value of SAR (measured) = 0.517 W/kg

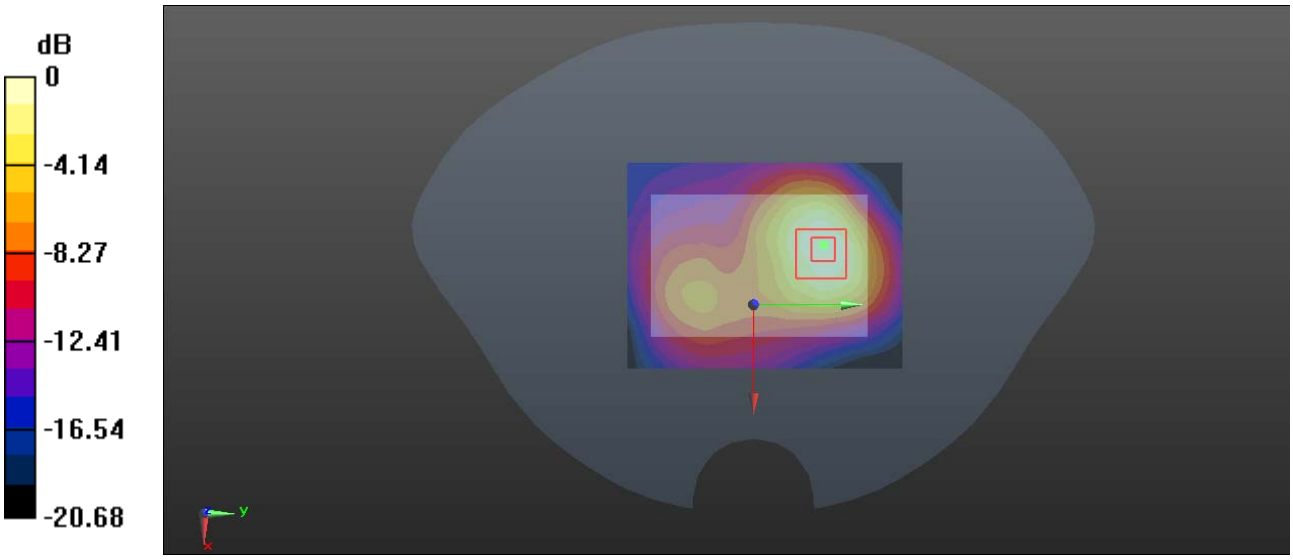

0 dB = 0.517 W/kg = -2.87 dBW/kg

Test Plot 67#: LTE Band 25_Body Back_50%RB_Middle

DUT: 4G LTE Mobile WIFI; Type: M7; Serial: RDG200421001-SA-S1

Communication System: Generic FDD-LTE; Frequency: 1882.5 MHz;Duty Cycle: 1:1
Medium parameters used: f = 1882.5 MHz; σ = 1.389 S/m; ε_r = 39.084; ρ = 1000 kg/m^3 ;
Phantom section: Flat Section

DASY5 Configuration:

- Probe: EX3DV4 - SN7329; ConvF(8.29, 8.29, 8.29) @1882.5 MHz; Calibrated: 2019/10/22
- Sensor-Surface: 1.4mm (Mechanical Surface Detection)
- Electronics: DAE4 Sn772; Calibrated: 2019/10/6
- Phantom: Twin SAM; Type: Twin SAM V5.0; Serial: TP:1412
- Measurement SW: DASY52, Version 52.10 (2); SEMCAD X Version 14.6.12 (7470)

Area Scan (61x81x1): Interpolated grid: dx=1.500 mm, dy=1.500 mm
Maximum value of SAR (interpolated) = 0.415 W/kg

Zoom Scan (5x5x7)/Cube 0: Measurement grid: dx=8mm, dy=8mm, dz=5mm
Reference Value = 6.362 V/m; Power Drift = 0.18 dB
Peak SAR (extrapolated) = 0.442 W/kg
SAR(1 g) = 0.248 W/kg; SAR(10 g) = 0.140 W/kg
Maximum value of SAR (measured) = 0.367 W/kg

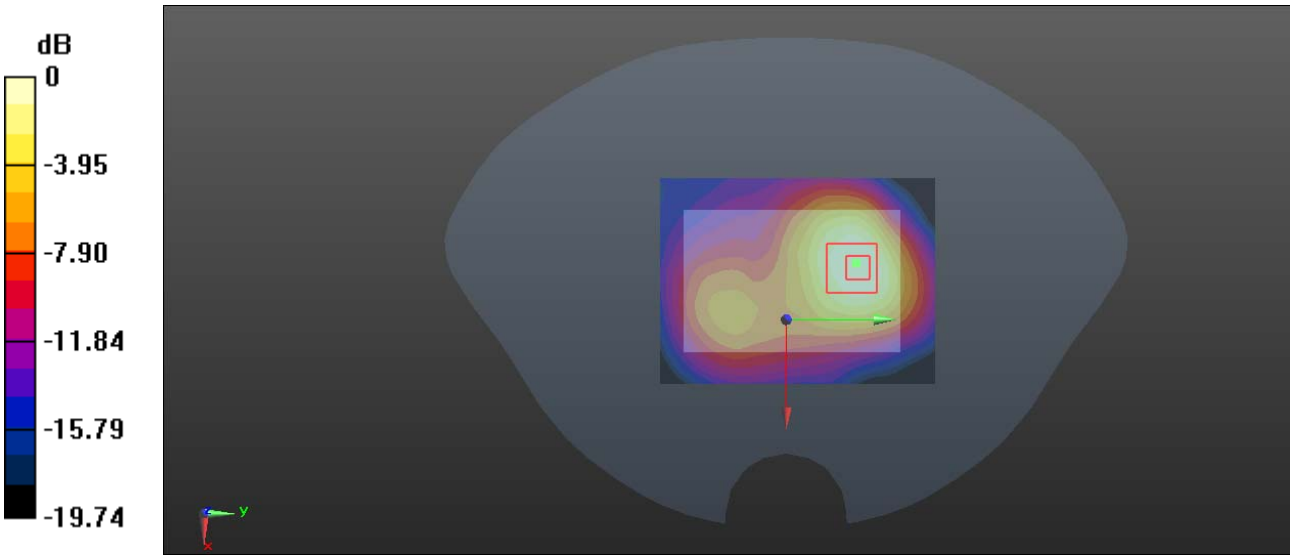

0 dB = 0.367 W/kg = -4.35 dBW/kg

Test Plot 68#: LTE Band 25_Body Front_1RB_Middle

DUT: 4G LTE Mobile WIFI; Type: M7; Serial: RDG200421001-SA-S1

Communication System: Generic FDD-LTE; Frequency: 1882.5 MHz;Duty Cycle: 1:1
Medium parameters used: f = 1882.5 MHz; σ = 1.389 S/m; ε_r = 39.084; ρ = 1000 kg/m^3 ;
Phantom section: Flat Section

DASY5 Configuration:

- Probe: EX3DV4 - SN7329; ConvF(8.29, 8.29, 8.29) @1882.5 MHz; Calibrated: 2019/10/22
- Sensor-Surface: 1.4mm (Mechanical Surface Detection)
- Electronics: DAE4 Sn772; Calibrated: 2019/10/6
- Phantom: Twin SAM; Type: Twin SAM V5.0; Serial: TP:1412
- Measurement SW: DASY52, Version 52.10 (2); SEMCAD X Version 14.6.12 (7470)

Area Scan (61x81x1): Interpolated grid: dx=1.500 mm, dy=1.500 mm
Maximum value of SAR (interpolated) = 0.229 W/kg

Zoom Scan (5x5x7)/Cube 0: Measurement grid: dx=8mm, dy=8mm, dz=5mm
Reference Value = 7.609 V/m; Power Drift = -0.13 dB
Peak SAR (extrapolated) = 0.261 W/kg
SAR(1 g) = 0.152 W/kg; SAR(10 g) = 0.089 W/kg
Maximum value of SAR (measured) = 0.220 W/kg

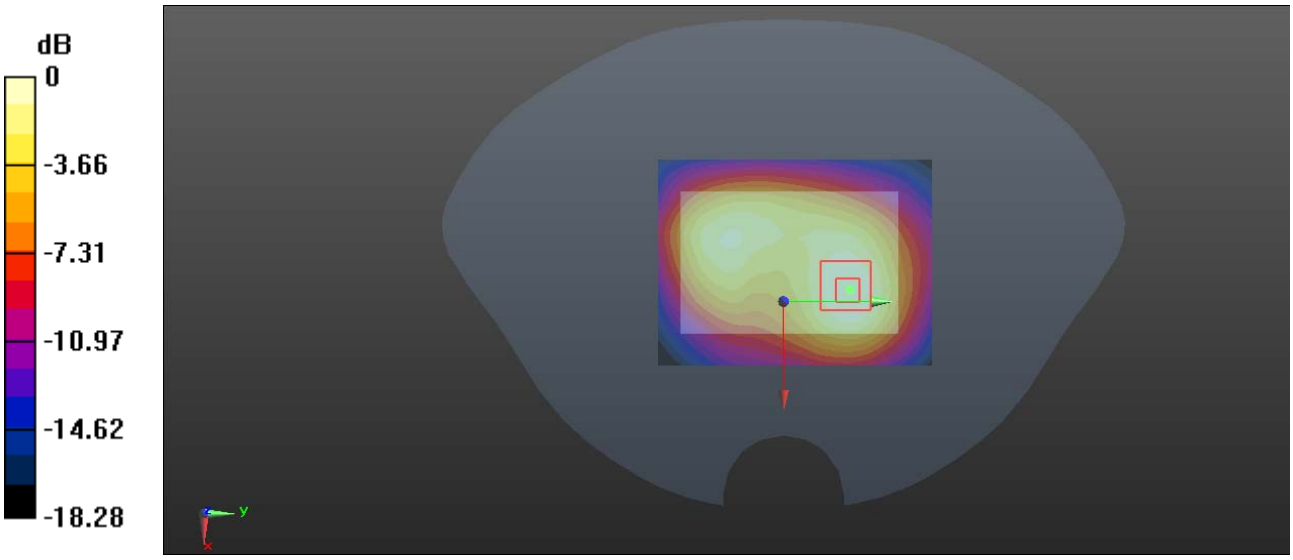

0 dB = 0.220 W/kg = -6.58 dBW/kg

Test Plot 69#: LTE Band 25_Body Front_50%RB_Middle

DUT: 4G LTE Mobile WIFI; Type: M7; Serial: RDG200421001-SA-S1

Communication System: Generic FDD-LTE; Frequency: 1882.5 MHz;Duty Cycle: 1:1
Medium parameters used: f = 1882.5 MHz; σ = 1.389 S/m; ε_r = 39.084; ρ = 1000 kg/m^3 ;
Phantom section: Flat Section

DASY5 Configuration:

- Probe: EX3DV4 - SN7329; ConvF(8.29, 8.29, 8.29) @1882.5 MHz; Calibrated: 2019/10/22
- Sensor-Surface: 1.4mm (Mechanical Surface Detection)
- Electronics: DAE4 Sn772; Calibrated: 2019/10/6
- Phantom: Twin SAM; Type: Twin SAM V5.0; Serial: TP:1412
- Measurement SW: DASY52, Version 52.10 (2); SEMCAD X Version 14.6.12 (7470)

Area Scan (61x81x1): Interpolated grid: dx=1.500 mm, dy=1.500 mm
Maximum value of SAR (interpolated) = 0.159 W/kg

Zoom Scan (5x5x7)/Cube 0: Measurement grid: dx=8mm, dy=8mm, dz=5mm
Reference Value = 5.957 V/m; Power Drift = 0.12 dB
Peak SAR (extrapolated) = 0.200 W/kg
SAR(1 g) = 0.114 W/kg; SAR(10 g) = 0.067 W/kg
Maximum value of SAR (measured) = 0.163 W/kg

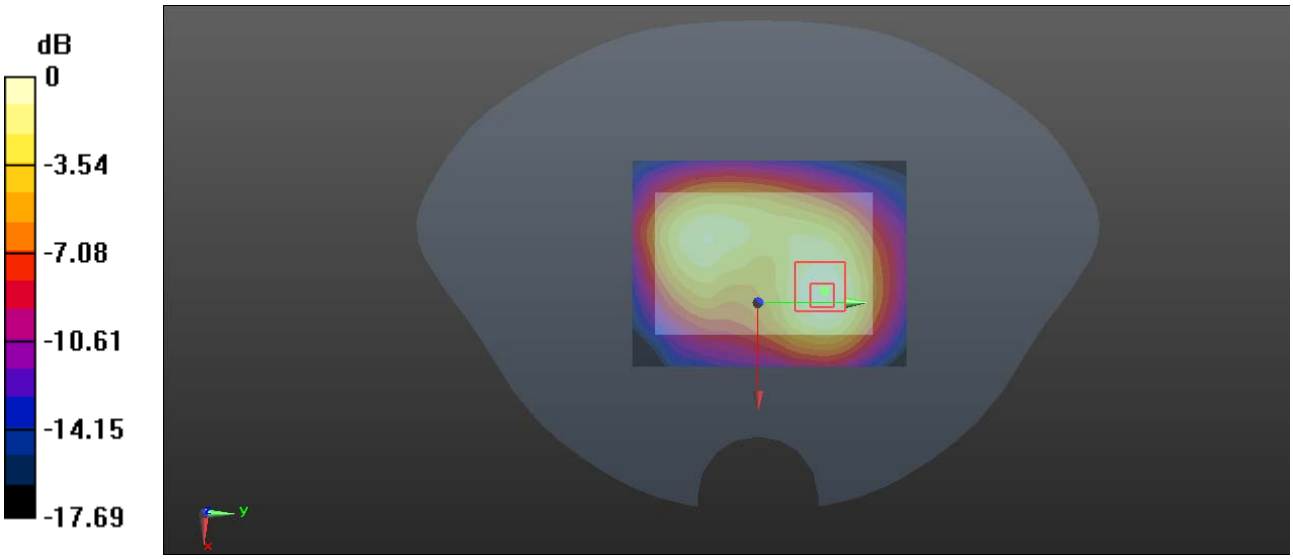

0 dB = 0.163 W/kg = -7.88 dBW/kg

Test Plot 70#: LTE Band 25_Body Left_1RB_Middle

DUT: 4G LTE Mobile WIFI; Type: M7; Serial: RDG200421001-SA-S1

Communication System: Generic FDD-LTE; Frequency: 1882.5 MHz;Duty Cycle: 1:1
Medium parameters used: f = 1882.5 MHz; σ = 1.389 S/m; ε_r = 39.084; ρ = 1000 kg/m^3 ;
Phantom section: Flat Section

DASY5 Configuration:

- Probe: EX3DV4 - SN7329; ConvF(8.29, 8.29, 8.29) @1882.5 MHz; Calibrated: 2019/10/22
- Sensor-Surface: 1.4mm (Mechanical Surface Detection)
- Electronics: DAE4 Sn772; Calibrated: 2019/10/6
- Phantom: Twin SAM; Type: Twin SAM V5.0; Serial: TP:1412
- Measurement SW: DASY52, Version 52.10 (2); SEMCAD X Version 14.6.12 (7470)

Area Scan (41x81x1): Interpolated grid: dx=1.500 mm, dy=1.500 mm
Maximum value of SAR (interpolated) = 0.0773 W/kg

Zoom Scan (5x5x7)/Cube 0: Measurement grid: dx=8mm, dy=8mm, dz=5mm
Reference Value = 4.838 V/m; Power Drift = 0.14 dB
Peak SAR (extrapolated) = 0.0920 W/kg
SAR(1 g) = 0.052 W/kg; SAR(10 g) = 0.031 W/kg
Maximum value of SAR (measured) = 0.0777 W/kg

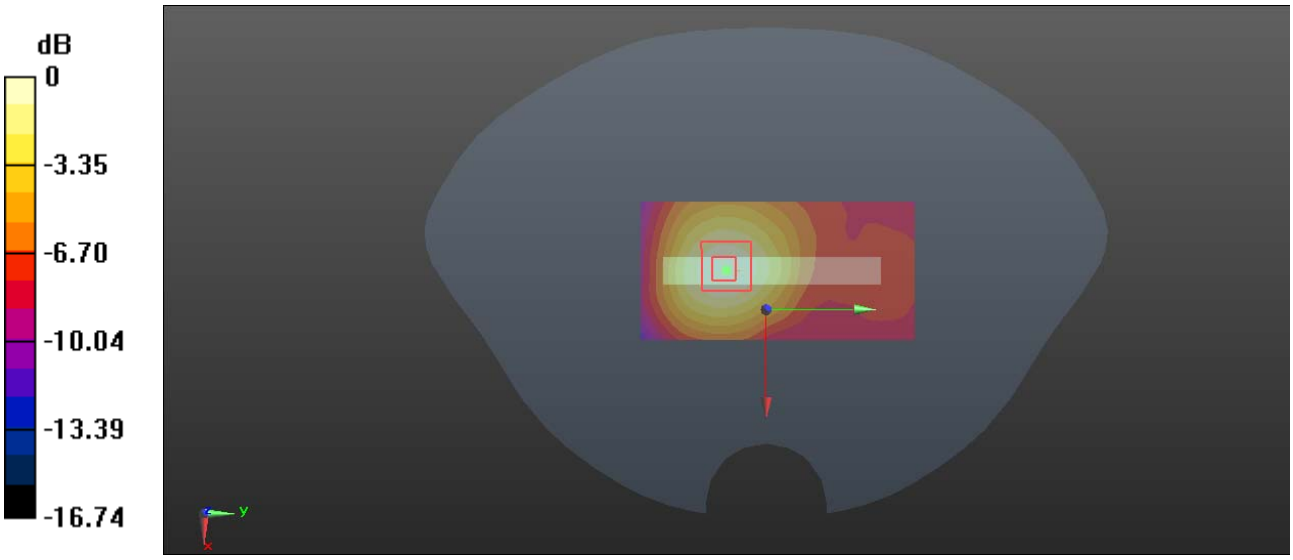

0 dB = 0.0777 W/kg = -11.10 dBW/kg

Test Plot 71#: LTE Band 25_Body Left_50%RB_Middle

DUT: 4G LTE Mobile WIFI; Type: M7; Serial: RDG200421001-SA-S1

Communication System: Generic FDD-LTE; Frequency: 1882.5 MHz;Duty Cycle: 1:1
Medium parameters used: f = 1882.5 MHz; σ = 1.389 S/m; ε_r = 39.084; ρ = 1000 kg/m^3 ;
Phantom section: Flat Section

DASY5 Configuration:

- Probe: EX3DV4 - SN7329; ConvF(8.29, 8.29, 8.29) @1882.5 MHz; Calibrated: 2019/10/22
- Sensor-Surface: 1.4mm (Mechanical Surface Detection)
- Electronics: DAE4 Sn772; Calibrated: 2019/10/6
- Phantom: Twin SAM; Type: Twin SAM V5.0; Serial: TP:1412
- Measurement SW: DASY52, Version 52.10 (2); SEMCAD X Version 14.6.12 (7470)

Area Scan (41x81x1): Interpolated grid: dx=1.500 mm, dy=1.500 mm
Maximum value of SAR (interpolated) = 0.0611 W/kg

Zoom Scan (5x5x7)/Cube 0: Measurement grid: dx=8mm, dy=8mm, dz=5mm
Reference Value = 4.365 V/m; Power Drift = 0.10 dB
Peak SAR (extrapolated) = 0.0690 W/kg
SAR(1 g) = 0.041 W/kg; SAR(10 g) = 0.024 W/kg
Maximum value of SAR (measured) = 0.0588 W/kg

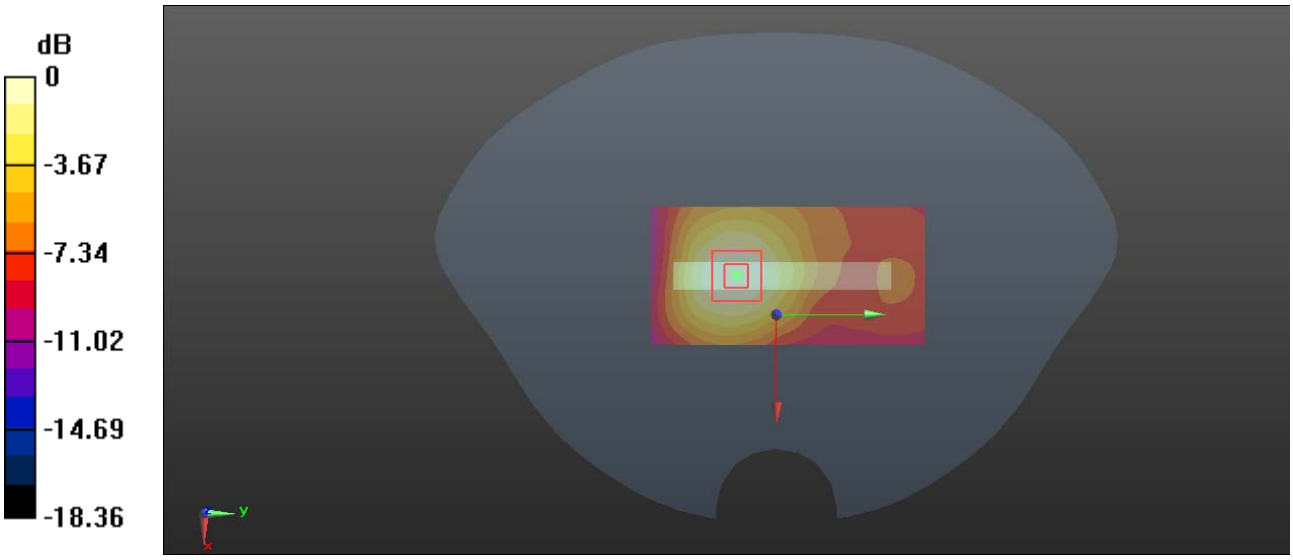

0 dB = 0.0588 W/kg = -12.31 dBW/kg

Test Plot 72#: LTE Band 25_Body Right_1RB_Middle

DUT: 4G LTE Mobile WIFI; Type: M7; Serial: RDG200421001-SA-S1

Communication System: Generic FDD-LTE; Frequency: 1882.5 MHz;Duty Cycle: 1:1
Medium parameters used: f = 1882.5 MHz; σ = 1.389 S/m; ε_r = 39.084; ρ = 1000 kg/m^3 ;
Phantom section: Flat Section

DASY5 Configuration:

- Probe: EX3DV4 - SN7329; ConvF(8.29, 8.29, 8.29) @1882.5 MHz; Calibrated: 2019/10/22
- Sensor-Surface: 1.4mm (Mechanical Surface Detection)
- Electronics: DAE4 Sn772; Calibrated: 2019/10/6
- Phantom: Twin SAM; Type: Twin SAM V5.0; Serial: TP:1412
- Measurement SW: DASY52, Version 52.10 (2); SEMCAD X Version 14.6.12 (7470)

Area Scan (41x81x1): Interpolated grid: dx=1.500 mm, dy=1.500 mm
Maximum value of SAR (interpolated) = 0.216 W/kg

Zoom Scan (5x5x7)/Cube 0: Measurement grid: dx=8mm, dy=8mm, dz=5mm
Reference Value = 10.51 V/m; Power Drift = 0.12 dB
Peak SAR (extrapolated) = 0.248 W/kg
SAR(1 g) = 0.147 W/kg; SAR(10 g) = 0.088 W/kg
Maximum value of SAR (measured) = 0.210 W/kg

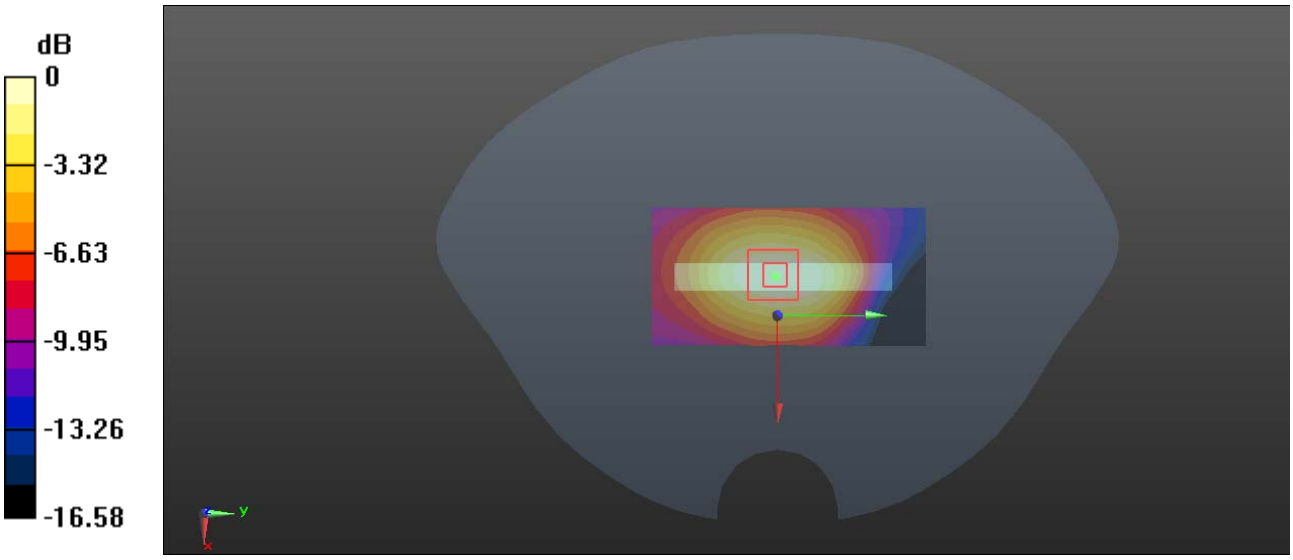

0 dB = 0.210 W/kg = -6.78 dBW/kg

Test Plot 73#: LTE Band 25_Body Right_50%RB_Middle

DUT: 4G LTE Mobile WIFI; Type: M7; Serial: RDG200421001-SA-S1

Communication System: Generic FDD-LTE; Frequency: 1882.5 MHz;Duty Cycle: 1:1
Medium parameters used: f = 1882.5 MHz; σ = 1.389 S/m; ε_r = 39.084; ρ = 1000 kg/m^3 ;
Phantom section: Flat Section

DASY5 Configuration:

- Probe: EX3DV4 - SN7329; ConvF(8.29, 8.29, 8.29) @1882.5 MHz; Calibrated: 2019/10/22
- Sensor-Surface: 1.4mm (Mechanical Surface Detection)
- Electronics: DAE4 Sn772; Calibrated: 2019/10/6
- Phantom: Twin SAM; Type: Twin SAM V5.0; Serial: TP:1412
- Measurement SW: DASY52, Version 52.10 (2); SEMCAD X Version 14.6.12 (7470)

Area Scan (41x81x1): Interpolated grid: dx=1.500 mm, dy=1.500 mm
Maximum value of SAR (interpolated) = 0.175 W/kg

Zoom Scan (5x5x7)/Cube 0: Measurement grid: dx=8mm, dy=8mm, dz=5mm
Reference Value = 9.621 V/m; Power Drift = 0.02 dB
Peak SAR (extrapolated) = 0.206 W/kg
SAR(1 g) = 0.121 W/kg; SAR(10 g) = 0.072 W/kg
Maximum value of SAR (measured) = 0.175 W/kg

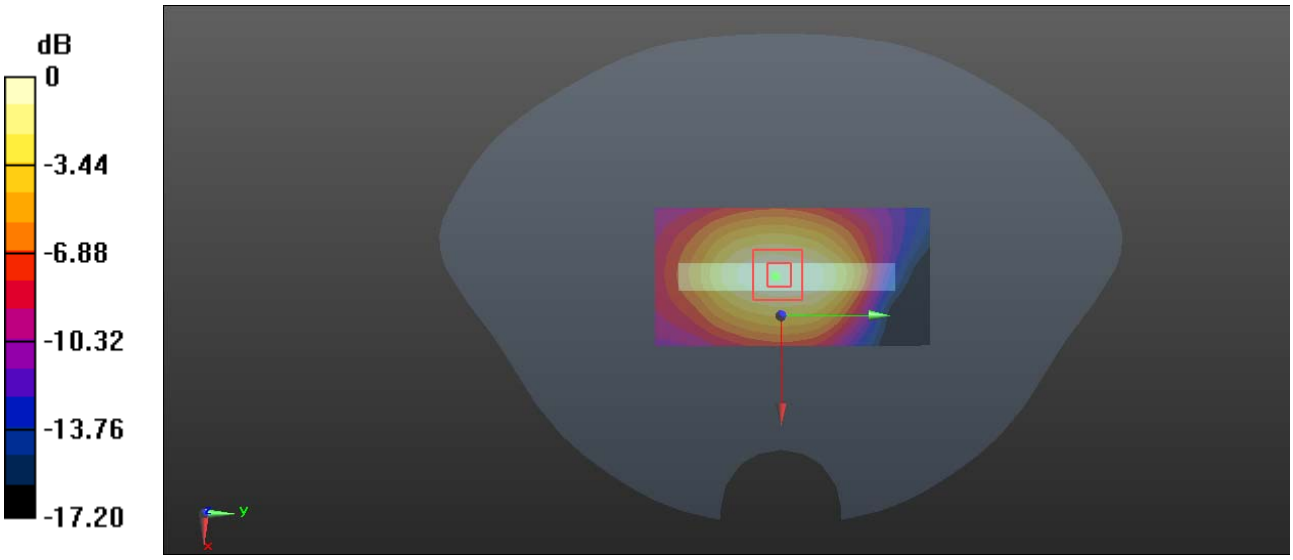

0 dB = 0.175 W/kg = -7.57 dBW/kg

Test Plot 74#: LTE Band 25_Body Top_1RB_Middle

DUT: 4G LTE Mobile WIFI; Type: M7; Serial: RDG200421001-SA-S1

Communication System: Generic FDD-LTE; Frequency: 1882.5 MHz;Duty Cycle: 1:1
Medium parameters used: f = 1882.5 MHz; σ = 1.389 S/m; ε_r = 39.084; ρ = 1000 kg/m^3 ;
Phantom section: Flat Section

DASY5 Configuration:

- Probe: EX3DV4 - SN7329; ConvF(8.29, 8.29, 8.29) @1882.5 MHz; Calibrated: 2019/10/22
- Sensor-Surface: 1.4mm (Mechanical Surface Detection)
- Electronics: DAE4 Sn772; Calibrated: 2019/10/6
- Phantom: Twin SAM; Type: Twin SAM V5.0; Serial: TP:1412
- Measurement SW: DASY52, Version 52.10 (2); SEMCAD X Version 14.6.12 (7470)

Area Scan (41x61x1): Interpolated grid: dx=1.500 mm, dy=1.500 mm
Maximum value of SAR (interpolated) = 0.214 W/kg

Zoom Scan (6x5x7)/Cube 0: Measurement grid: dx=8mm, dy=8mm, dz=5mm
Reference Value = 9.491 V/m; Power Drift = 0.08 dB
Peak SAR (extrapolated) = 0.233 W/kg
SAR(1 g) = 0.132 W/kg; SAR(10 g) = 0.076 W/kg
Maximum value of SAR (measured) = 0.194 W/kg

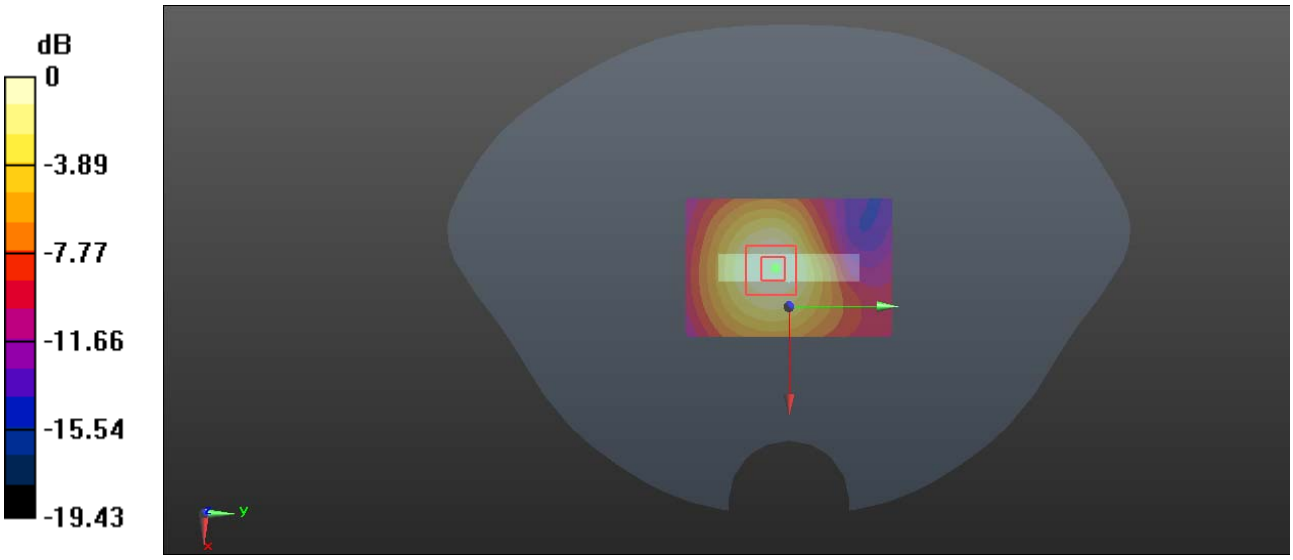

0 dB = 0.194 W/kg = -7.12 dBW/kg

Test Plot 75#: LTE Band 25_Body Top_50%RB_Middle

DUT: 4G LTE Mobile WIFI; Type: M7; Serial: RDG200421001-SA-S1

Communication System: Generic FDD-LTE; Frequency: 1882.5 MHz;Duty Cycle: 1:1
Medium parameters used: f = 1882.5 MHz; σ = 1.389 S/m; ε_r = 39.084; ρ = 1000 kg/m^3 ;
Phantom section: Flat Section

DASY5 Configuration:

- Probe: EX3DV4 - SN7329; ConvF(8.29, 8.29, 8.29) @1882.5 MHz; Calibrated: 2019/10/22
- Sensor-Surface: 1.4mm (Mechanical Surface Detection)
- Electronics: DAE4 Sn772; Calibrated: 2019/10/6
- Phantom: Twin SAM; Type: Twin SAM V5.0; Serial: TP:1412
- Measurement SW: DASY52, Version 52.10 (2); SEMCAD X Version 14.6.12 (7470)

Area Scan (41x61x1): Interpolated grid: dx=1.500 mm, dy=1.500 mm
Maximum value of SAR (interpolated) = 0.180 W/kg

Zoom Scan (6x5x7)/Cube 0: Measurement grid: dx=8mm, dy=8mm, dz=5mm
Reference Value = 8.602 V/m; Power Drift = 0.08 dB
Peak SAR (extrapolated) = 0.199 W/kg
SAR(1 g) = 0.112 W/kg; SAR(10 g) = 0.064 W/kg
Maximum value of SAR (measured) = 0.165 W/kg

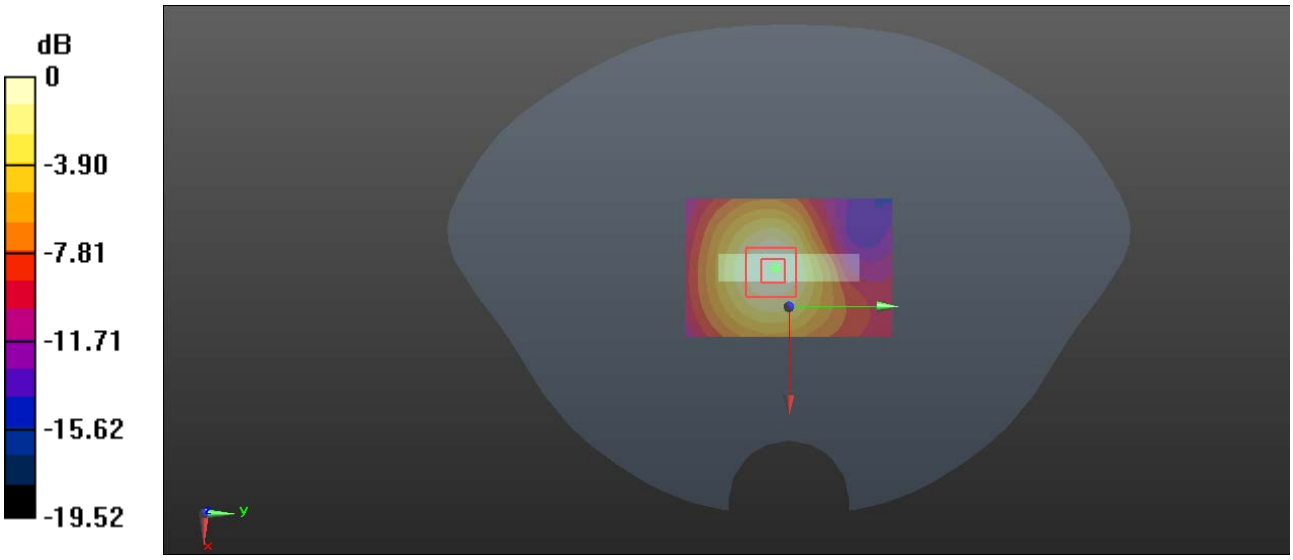

0 dB = 0.165 W/kg = -7.83 dBW/kg

Test Plot 76#: LTE Band 40_Body Back_1RB_Low

DUT: 4G LTE Mobile WIFI; Type: M7; Serial: RDG200421001-SA-S1

Communication System: Generic TDD-LTE; Frequency: 2310 MHz;Duty Cycle: 1:2
Medium parameters used: f = 2310 MHz; σ = 1.617 S/m; ε_r = 39.015; ρ = 1000 kg/m^3 ;
Phantom section: Flat Section

DASY5 Configuration:

- Probe: EX3DV4 - SN7329; ConvF(7.9, 7.9, 7.9) @2310 MHz; Calibrated: 2019/10/22
- Sensor-Surface: 1.4mm (Mechanical Surface Detection)
- Electronics: DAE4 Sn772; Calibrated: 2019/10/6
- Phantom: Twin SAM; Type: Twin SAM V5.0; Serial: TP:1412
- Measurement SW: DASY52, Version 52.10 (2); SEMCAD X Version 14.6.12 (7470)

Area Scan (71x101x1): Interpolated grid: dx=1.200 mm, dy=1.200 mm
Maximum value of SAR (interpolated) = 0.874 W/kg

Zoom Scan (7x6x7)/Cube 0: Measurement grid: dx=8mm, dy=8mm, dz=5mm
Reference Value = 10.06 V/m; Power Drift = -0.02 dB
Peak SAR (extrapolated) = 1.07 W/kg
SAR(1 g) = 0.553 W/kg; SAR(10 g) = 0.283 W/kg
Maximum value of SAR (measured) = 0.893 W/kg

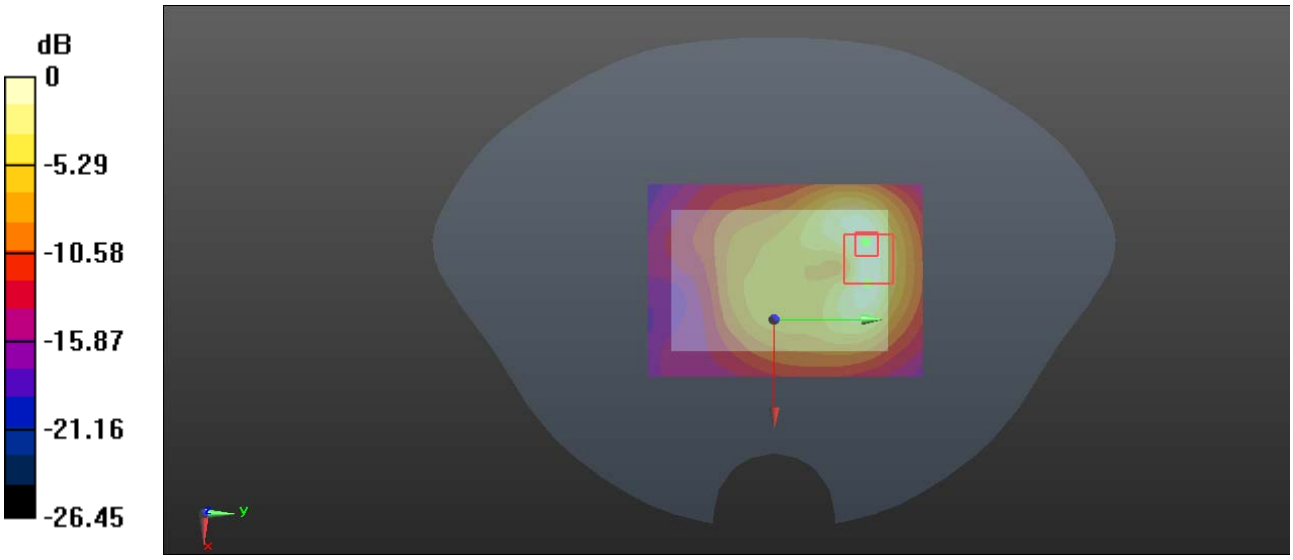

0 dB = 0.893 W/kg = -0.49 dBW/kg

Test Plot 77#: LTE Band 40_Body Back_50%RB_Low

DUT: 4G LTE Mobile WIFI; Type: M7; Serial: RDG200421001-SA-S1

Communication System: Generic TDD-LTE; Frequency: 2310 MHz;Duty Cycle: 1:2
Medium parameters used: f = 2310 MHz; σ = 1.617 S/m; ε_r = 39.015; ρ = 1000 kg/m^3 ;
Phantom section: Flat Section

DASY5 Configuration:

- Probe: EX3DV4 - SN7329; ConvF(7.9, 7.9, 7.9) @2310 MHz; Calibrated: 2019/10/22
- Sensor-Surface: 1.4mm (Mechanical Surface Detection)
- Electronics: DAE4 Sn772; Calibrated: 2019/10/6
- Phantom: Twin SAM; Type: Twin SAM V5.0; Serial: TP:1412
- Measurement SW: DASY52, Version 52.10 (2); SEMCAD X Version 14.6.12 (7470)

Area Scan (71x101x1): Interpolated grid: dx=1.200 mm, dy=1.200 mm
Maximum value of SAR (interpolated) = 0.583 W/kg

Zoom Scan (6x5x7)/Cube 0: Measurement grid: dx=8mm, dy=8mm, dz=5mm
Reference Value = 11.25 V/m; Power Drift = 0.12 dB
Peak SAR (extrapolated) = 0.706 W/kg
SAR(1 g) = 0.361 W/kg; SAR(10 g) = 0.185 W/kg
Maximum value of SAR (measured) = 0.588 W/kg

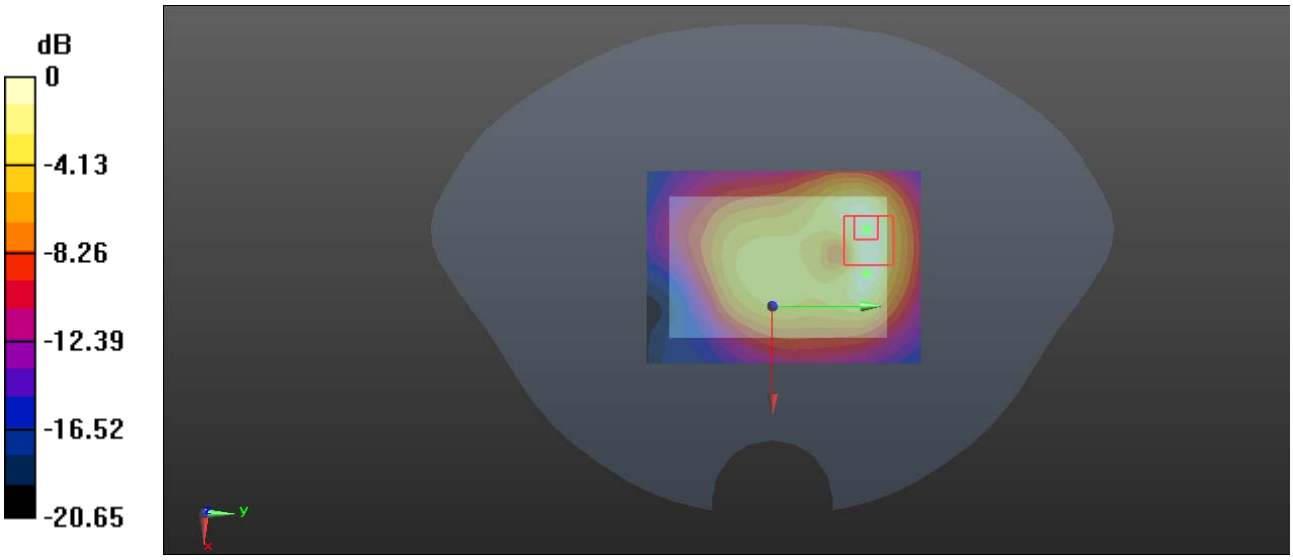

0 dB = 0.588 W/kg = -2.31 dBW/kg

Test Plot 78#: LTE Band 40_Body Front_1RB_Low

DUT: 4G LTE Mobile WIFI; Type: M7; Serial: RDG200421001-SA-S1

Communication System: Generic TDD-LTE; Frequency: 2310 MHz;Duty Cycle: 1:2
Medium parameters used: f = 2310 MHz; σ = 1.617 S/m; ε_r = 39.015; ρ = 1000 kg/m^3 ;
Phantom section: Flat Section

DASY5 Configuration:

- Probe: EX3DV4 - SN7329; ConvF(7.9, 7.9, 7.9) @2310 MHz; Calibrated: 2019/10/22
- Sensor-Surface: 1.4mm (Mechanical Surface Detection)
- Electronics: DAE4 Sn772; Calibrated: 2019/10/6
- Phantom: Twin SAM; Type: Twin SAM V5.0; Serial: TP:1412
- Measurement SW: DASY52, Version 52.10 (2); SEMCAD X Version 14.6.12 (7470)

Area Scan (71x101x1): Interpolated grid: dx=1.200 mm, dy=1.200 mm
Maximum value of SAR (interpolated) = 0.178 W/kg

Zoom Scan (7x7x7)/Cube 0: Measurement grid: dx=8mm, dy=8mm, dz=5mm
Reference Value = 5.927 V/m; Power Drift = -0.04 dB
Peak SAR (extrapolated) = 0.189 W/kg
SAR(1 g) = 0.099 W/kg; SAR(10 g) = 0.032 W/kg
Maximum value of SAR (measured) = 0.161 W/kg

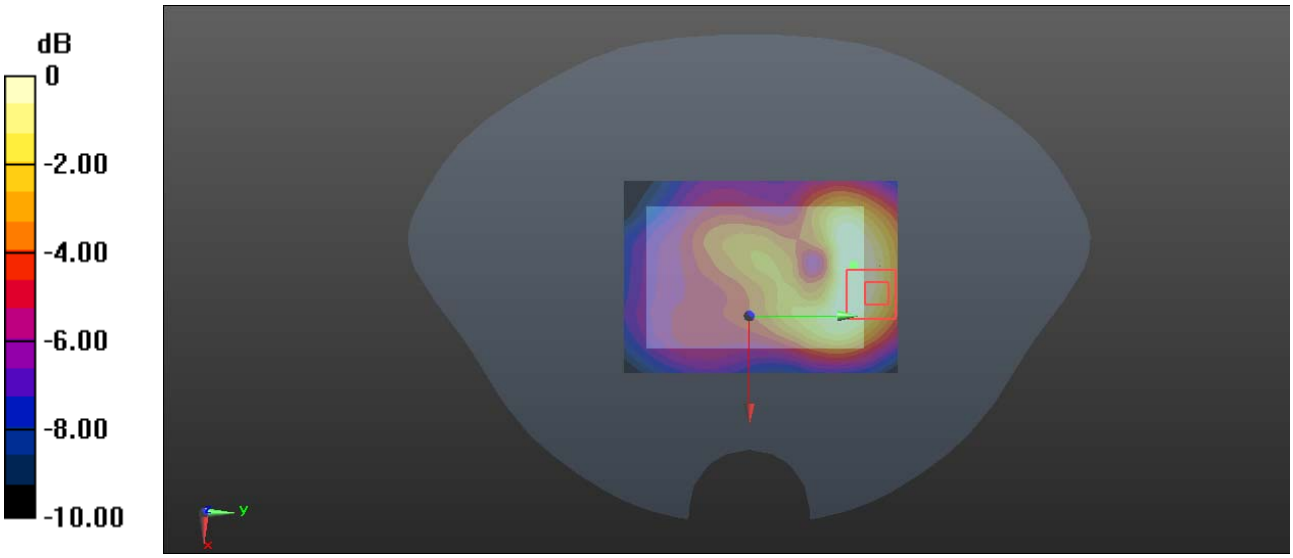

0 dB = 0.161 W/kg = -7.93 dBW/kg

Test Plot 79#: LTE Band 40_Body Front_50%RB_Low

DUT: 4G LTE Mobile WIFI; Type: M7; Serial: RDG200421001-SA-S1

Communication System: Generic TDD-LTE; Frequency: 2310 MHz;Duty Cycle: 1:2
Medium parameters used: f = 2310 MHz; σ = 1.617 S/m; ε_r = 39.015; ρ = 1000 kg/m^3 ;
Phantom section: Flat Section

DASY5 Configuration:

- Probe: EX3DV4 - SN7329; ConvF(7.9, 7.9, 7.9) @2310 MHz; Calibrated: 2019/10/22
- Sensor-Surface: 1.4mm (Mechanical Surface Detection)
- Electronics: DAE4 Sn772; Calibrated: 2019/10/6
- Phantom: Twin SAM; Type: Twin SAM V5.0; Serial: TP:1412
- Measurement SW: DASY52, Version 52.10 (2); SEMCAD X Version 14.6.12 (7470)

Area Scan (71x101x1): Interpolated grid: dx=1.200 mm, dy=1.200 mm
Maximum value of SAR (interpolated) = 0.119 W/kg

Zoom Scan (6x6x7)/Cube 0: Measurement grid: dx=8mm, dy=8mm, dz=5mm
Reference Value = 4.561 V/m; Power Drift = 0.14 dB
Peak SAR (extrapolated) = 0.140 W/kg
SAR(1 g) = 0.080 W/kg; SAR(10 g) = 0.046 W/kg
Maximum value of SAR (measured) = 0.116 W/kg

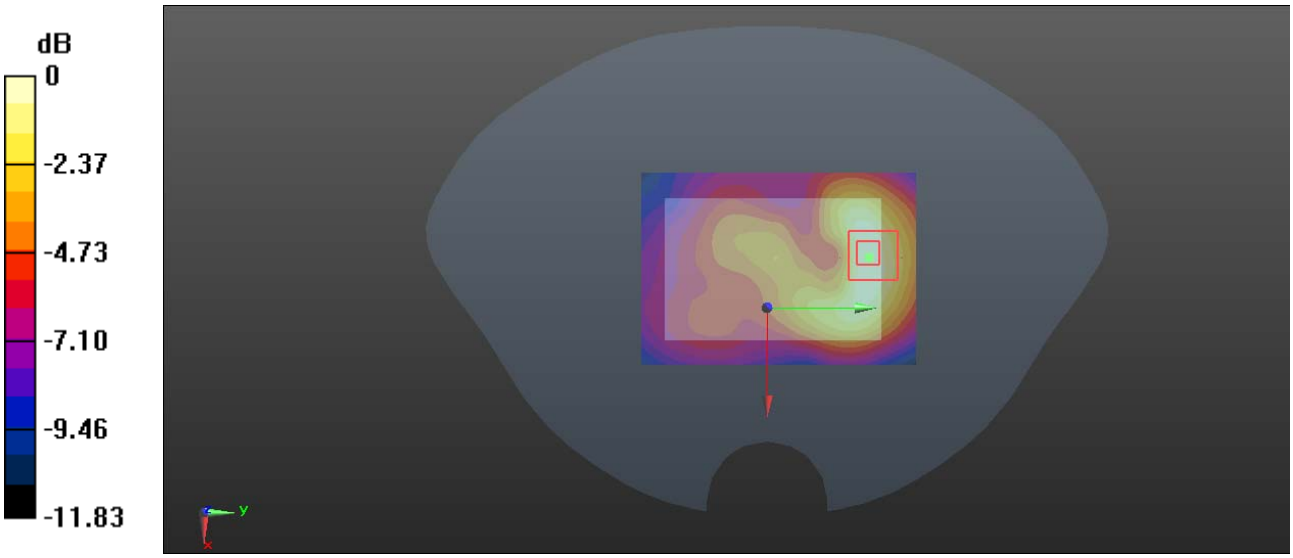

0 dB = 0.116 W/kg = -9.36 dBW/kg

Test Plot 80#: LTE Band 40_Body Left_1RB_Low

DUT: 4G LTE Mobile WIFI; Type: M7; Serial: RDG200421001-SA-S1

Communication System: Generic TDD-LTE; Frequency: 2310 MHz;Duty Cycle: 1:2
Medium parameters used: f = 2310 MHz; σ = 1.617 S/m; ε_r = 39.015; ρ = 1000 kg/m^3 ;
Phantom section: Flat Section

DASY5 Configuration:

- Probe: EX3DV4 - SN7329; ConvF(7.9, 7.9, 7.9) @2310 MHz; Calibrated: 2019/10/22
- Sensor-Surface: 1.4mm (Mechanical Surface Detection)
- Electronics: DAE4 Sn772; Calibrated: 2019/10/6
- Phantom: Twin SAM; Type: Twin SAM V5.0; Serial: TP:1412
- Measurement SW: DASY52, Version 52.10 (2); SEMCAD X Version 14.6.12 (7470)

Area Scan (51x101x1): Interpolated grid: dx=1.200 mm, dy=1.200 mm
Maximum value of SAR (interpolated) = 0.174 W/kg

Zoom Scan (5x5x7)/Cube 0: Measurement grid: dx=8mm, dy=8mm, dz=5mm
Reference Value = 8.156 V/m; Power Drift = 0.13 dB
Peak SAR (extrapolated) = 0.205 W/kg
SAR(1 g) = 0.117 W/kg; SAR(10 g) = 0.068 W/kg
Maximum value of SAR (measured) = 0.171 W/kg

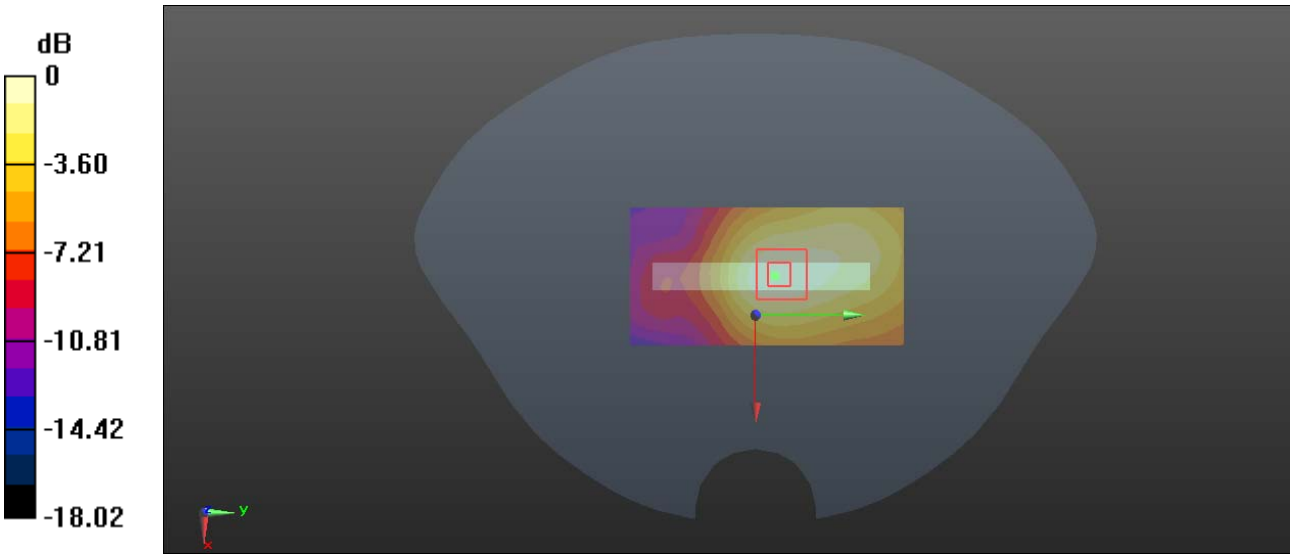

0 dB = 0.171 W/kg = -7.67 dBW/kg

Test Plot 81#: LTE Band 40_Body Left_50%RB_Low

DUT: 4G LTE Mobile WIFI; Type: M7; Serial: RDG200421001-SA-S1

Communication System: Generic TDD-LTE; Frequency: 2310 MHz;Duty Cycle: 1:2
Medium parameters used: f = 2310 MHz; σ = 1.617 S/m; ε_r = 39.015; ρ = 1000 kg/m^3 ;
Phantom section: Flat Section

DASY5 Configuration:

- Probe: EX3DV4 - SN7329; ConvF(7.9, 7.9, 7.9) @2310 MHz; Calibrated: 2019/10/22
- Sensor-Surface: 1.4mm (Mechanical Surface Detection)
- Electronics: DAE4 Sn772; Calibrated: 2019/10/6
- Phantom: Twin SAM; Type: Twin SAM V5.0; Serial: TP:1412
- Measurement SW: DASY52, Version 52.10 (2); SEMCAD X Version 14.6.12 (7470)

Area Scan (51x101x1): Interpolated grid: dx=1.200 mm, dy=1.200 mm
Maximum value of SAR (interpolated) = 0.121 W/kg

Zoom Scan (5x5x7)/Cube 0: Measurement grid: dx=8mm, dy=8mm, dz=5mm
Reference Value = 6.761 V/m; Power Drift = 0.19 dB
Peak SAR (extrapolated) = 0.137 W/kg
SAR(1 g) = 0.078 W/kg; SAR(10 g) = 0.045 W/kg
Maximum value of SAR (measured) = 0.115 W/kg

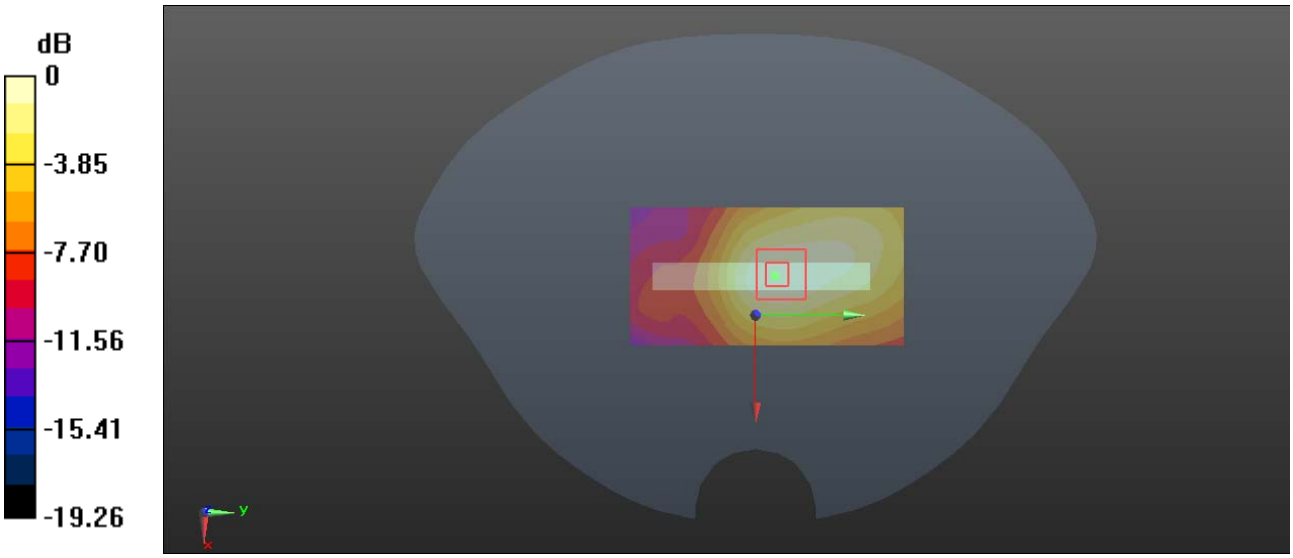

0 dB = 0.115 W/kg = -9.39 dBW/kg

Test Plot 82#: LTE Band 40_Body Right_1RB_Low

DUT: 4G LTE Mobile WIFI; Type: M7; Serial: RDG200421001-SA-S1

Communication System: Generic TDD-LTE; Frequency: 2310 MHz;Duty Cycle: 1:2
Medium parameters used: f = 2310 MHz; σ = 1.617 S/m; ε_r = 39.015; ρ = 1000 kg/m^3 ;
Phantom section: Flat Section

DASY5 Configuration:

- Probe: EX3DV4 - SN7329; ConvF(7.9, 7.9, 7.9) @2310 MHz; Calibrated: 2019/10/22
- Sensor-Surface: 1.4mm (Mechanical Surface Detection)
- Electronics: DAE4 Sn772; Calibrated: 2019/10/6
- Phantom: Twin SAM; Type: Twin SAM V5.0; Serial: TP:1412
- Measurement SW: DASY52, Version 52.10 (2); SEMCAD X Version 14.6.12 (7470)

Area Scan (51x101x1): Interpolated grid: dx=1.200 mm, dy=1.200 mm
Maximum value of SAR (interpolated) = 0.145 W/kg

Zoom Scan (5x5x7)/Cube 0: Measurement grid: dx=8mm, dy=8mm, dz=5mm
Reference Value = 6.737 V/m; Power Drift = 0.03 dB
Peak SAR (extrapolated) = 0.156 W/kg
SAR(1 g) = 0.084 W/kg; SAR(10 g) = 0.045 W/kg
Maximum value of SAR (measured) = 0.130 W/kg

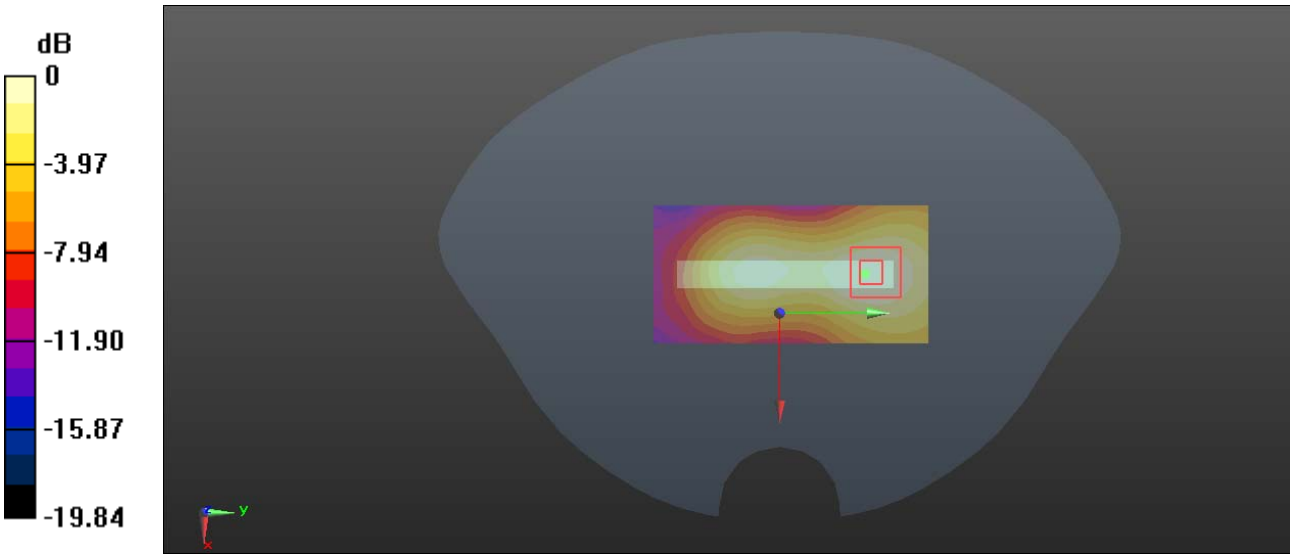

0 dB = 0.130 W/kg = -8.86 dBW/kg

Test Plot 83#: LTE Band 40_Body Right_50%RB_Low

DUT: 4G LTE Mobile WIFI; Type: M7; Serial: RDG200421001-SA-S1

Communication System: Generic TDD-LTE; Frequency: 2310 MHz;Duty Cycle: 1:2
Medium parameters used: f = 2310 MHz; σ = 1.617 S/m; ε_r = 39.015; ρ = 1000 kg/m^3 ;
Phantom section: Flat Section

DASY5 Configuration:

- Probe: EX3DV4 - SN7329; ConvF(7.9, 7.9, 7.9) @2310 MHz; Calibrated: 2019/10/22
- Sensor-Surface: 1.4mm (Mechanical Surface Detection)
- Electronics: DAE4 Sn772; Calibrated: 2019/10/6
- Phantom: Twin SAM; Type: Twin SAM V5.0; Serial: TP:1412
- Measurement SW: DASY52, Version 52.10 (2); SEMCAD X Version 14.6.12 (7470)

Area Scan (51x101x1): Interpolated grid: dx=1.200 mm, dy=1.200 mm
Maximum value of SAR (interpolated) = 0.121 W/kg

Zoom Scan (5x5x7)/Cube 0: Measurement grid: dx=8mm, dy=8mm, dz=5mm
Reference Value = 5.644 V/m; Power Drift = 0.19 dB
Peak SAR (extrapolated) = 0.148 W/kg
SAR(1 g) = 0.083 W/kg; SAR(10 g) = 0.046 W/kg
Maximum value of SAR (measured) = 0.124 W/kg

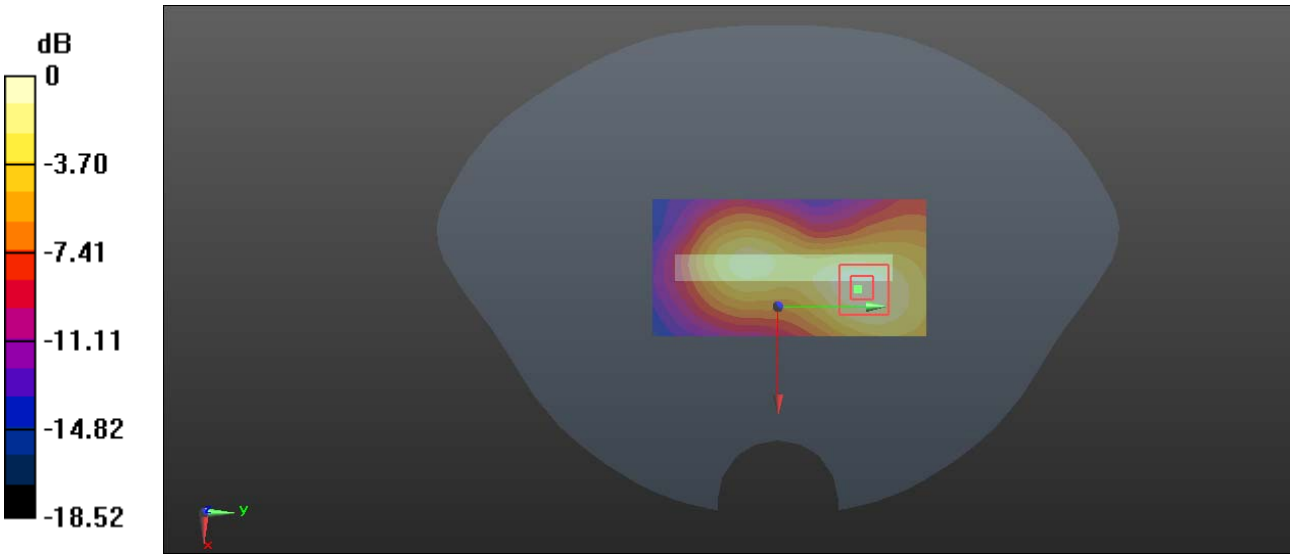

0 dB = 0.124 W/kg = -9.07 dBW/kg

Test Plot 84#: LTE Band 40_Body Top_1RB_Low

DUT: 4G LTE Mobile WIFI; Type: M7; Serial: RDG200421001-SA-S1

Communication System: Generic TDD-LTE; Frequency: 2310 MHz;Duty Cycle: 1:2
Medium parameters used: f = 2310 MHz; σ = 1.617 S/m; ε_r = 39.015; ρ = 1000 kg/m^3 ;
Phantom section: Flat Section

DASY5 Configuration:

- Probe: EX3DV4 - SN7329; ConvF(7.9, 7.9, 7.9) @2310 MHz; Calibrated: 2019/10/22
- Sensor-Surface: 1.4mm (Mechanical Surface Detection)
- Electronics: DAE4 Sn772; Calibrated: 2019/10/6
- Phantom: Twin SAM; Type: Twin SAM V5.0; Serial: TP:1412
- Measurement SW: DASY52, Version 52.10 (2); SEMCAD X Version 14.6.12 (7470)

Area Scan (51x71x1): Interpolated grid: dx=1.200 mm, dy=1.200 mm
Maximum value of SAR (interpolated) = 0.325 W/kg

Zoom Scan (5x5x7)/Cube 0: Measurement grid: dx=8mm, dy=8mm, dz=5mm
Reference Value = 11.76 V/m; Power Drift = 0.03 dB
Peak SAR (extrapolated) = 0.387 W/kg
SAR(1 g) = 0.215 W/kg; SAR(10 g) = 0.116 W/kg
Maximum value of SAR (measured) = 0.326 W/kg

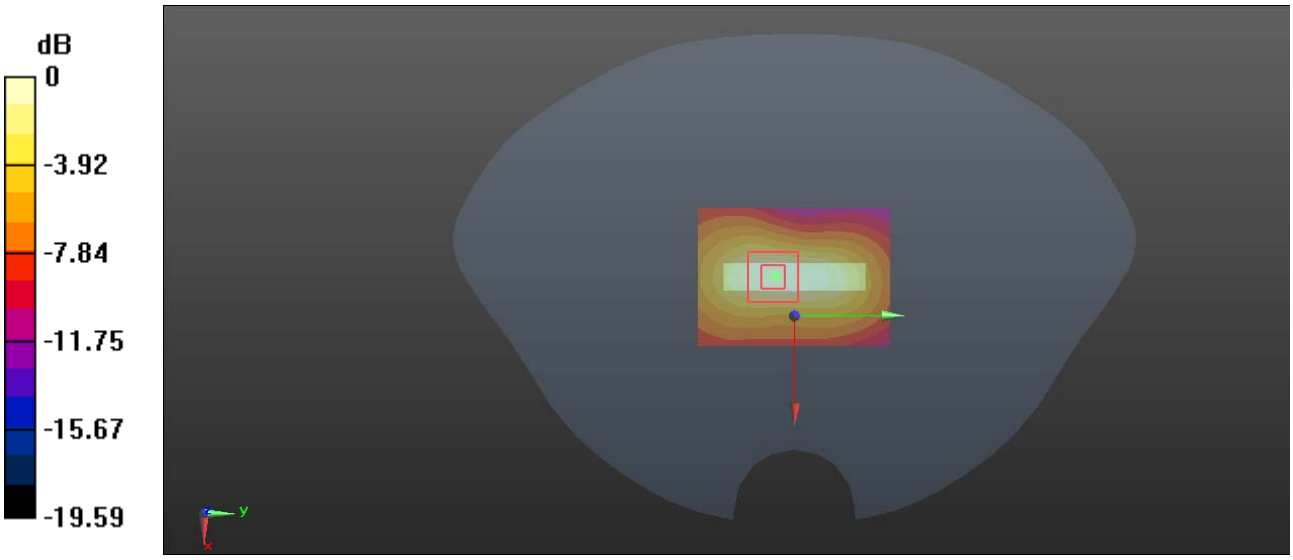

0 dB = 0.326 W/kg = -4.87 dBW/kg

Test Plot 85#: LTE Band 40_Body Top_50%RB_Low

DUT: 4G LTE Mobile WIFI; Type: M7; Serial: RDG200421001-SA-S1

Communication System: Generic TDD-LTE; Frequency: 2310 MHz;Duty Cycle: 1:2
Medium parameters used: f = 2310 MHz; σ = 1.617 S/m; ε_r = 39.015; ρ = 1000 kg/m^3 ;
Phantom section: Flat Section

DASY5 Configuration:

- Probe: EX3DV4 - SN7329; ConvF(7.9, 7.9, 7.9) @2310 MHz; Calibrated: 2019/10/22
- Sensor-Surface: 1.4mm (Mechanical Surface Detection)
- Electronics: DAE4 Sn772; Calibrated: 2019/10/6
- Phantom: Twin SAM; Type: Twin SAM V5.0; Serial: TP:1412
- Measurement SW: DASY52, Version 52.10 (2); SEMCAD X Version 14.6.12 (7470)

Area Scan (51x71x1): Interpolated grid: dx=1.200 mm, dy=1.200 mm
Maximum value of SAR (interpolated) = 0.257 W/kg

Zoom Scan (5x5x7)/Cube 0: Measurement grid: dx=8mm, dy=8mm, dz=5mm
Reference Value = 10.41 V/m; Power Drift = 0.06 dB
Peak SAR (extrapolated) = 0.304 W/kg
SAR(1 g) = 0.169 W/kg; SAR(10 g) = 0.091 W/kg
Maximum value of SAR (measured) = 0.255 W/kg

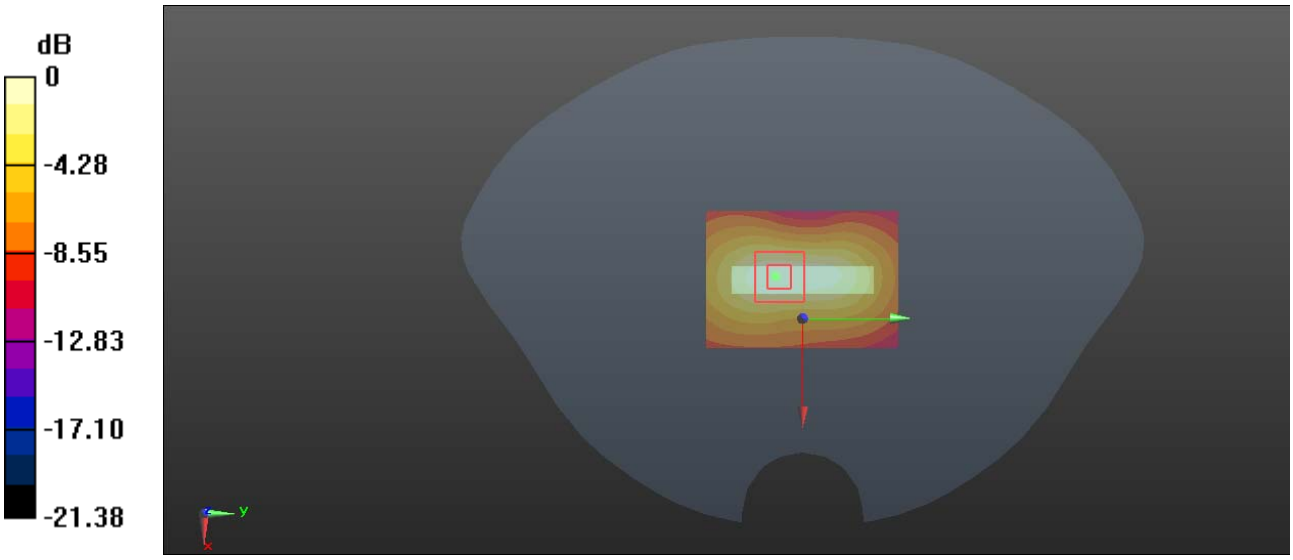

0 dB = 0.255 W/kg = -5.93 dBW/kg

Test Plot 86#: LTE Band 40_Body Back_1RB_Middle

DUT: 4G LTE Mobile WIFI; Type: M7; Serial: RDG200421001-SA-S1

Communication System: Generic TDD-LTE; Frequency: 2355 MHz;Duty Cycle: 1:2
Medium parameters used: f = 2355 MHz; σ = 1.654 S/m; ε_r = 38.951; ρ = 1000 kg/m^3 ;
Phantom section: Flat Section

DASY5 Configuration:

- Probe: EX3DV4 - SN7329; ConvF(7.9, 7.9, 7.9) @2355 MHz; Calibrated: 2019/10/22
- Sensor-Surface: 1.4mm (Mechanical Surface Detection)
- Electronics: DAE4 Sn772; Calibrated: 2019/10/6
- Phantom: Twin SAM; Type: Twin SAM V5.0; Serial: TP:1412
- Measurement SW: DASY52, Version 52.10 (2); SEMCAD X Version 14.6.12 (7470)

Area Scan (71x101x1): Interpolated grid: dx=1.200 mm, dy=1.200 mm
Maximum value of SAR (interpolated) = 0.470 W/kg

Zoom Scan (7x6x7)/Cube 0: Measurement grid: dx=8mm, dy=8mm, dz=5mm
Reference Value = 8.067 V/m; Power Drift = -0.16 dB
Peak SAR (extrapolated) = 0.578 W/kg
SAR(1 g) = 0.302 W/kg; SAR(10 g) = 0.155 W/kg
Maximum value of SAR (measured) = 0.476 W/kg

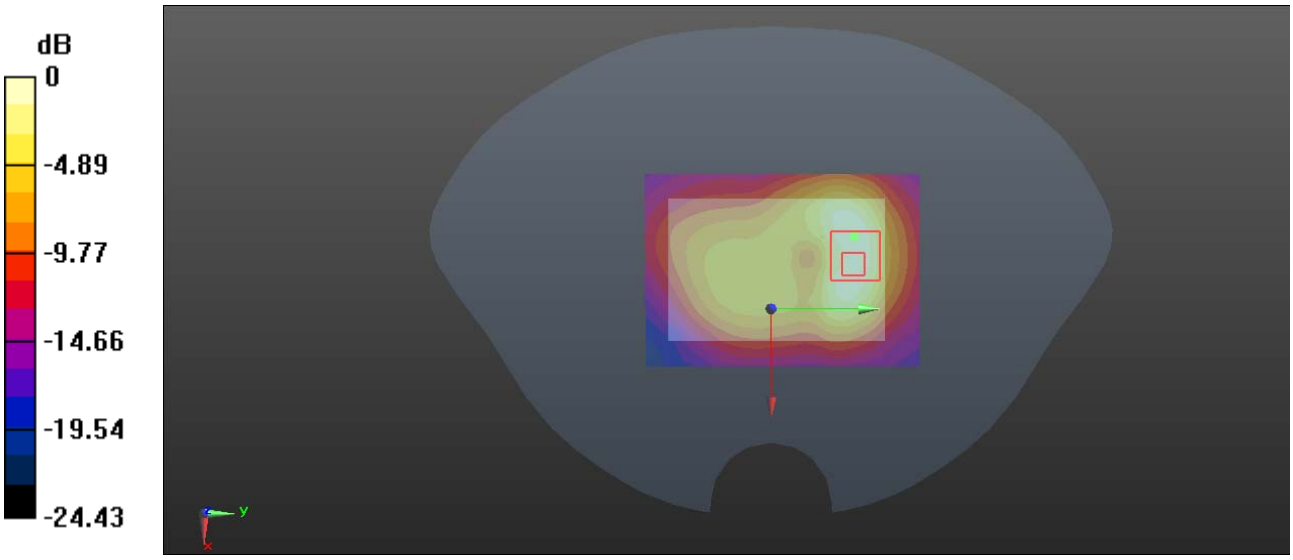

0 dB = 0.476 W/kg = -3.22 dBW/kg

Test Plot 87#: LTE Band 40_Body Back_50%RB_Middle

DUT: 4G LTE Mobile WIFI; Type: M7; Serial: RDG200421001-SA-S1

Communication System: Generic TDD-LTE; Frequency: 2355 MHz;Duty Cycle: 1:2
Medium parameters used: f = 2355 MHz; σ = 1.654 S/m; ε_r = 38.951; ρ = 1000 kg/m^3 ;
Phantom section: Flat Section

DASY5 Configuration:

- Probe: EX3DV4 - SN7329; ConvF(7.9, 7.9, 7.9) @2355 MHz; Calibrated: 2019/10/22
- Sensor-Surface: 1.4mm (Mechanical Surface Detection)
- Electronics: DAE4 Sn772; Calibrated: 2019/10/6
- Phantom: Twin SAM; Type: Twin SAM V5.0; Serial: TP:1412
- Measurement SW: DASY52, Version 52.10 (2); SEMCAD X Version 14.6.12 (7470)

Area Scan (71x101x1): Interpolated grid: dx=1.200 mm, dy=1.200 mm
Maximum value of SAR (interpolated) = 0.394 W/kg

Zoom Scan (6x5x7)/Cube 0: Measurement grid: dx=8mm, dy=8mm, dz=5mm
Reference Value = 6.553 V/m; Power Drift = 0.11 dB
Peak SAR (extrapolated) = 0.483 W/kg
SAR(1 g) = 0.250 W/kg; SAR(10 g) = 0.129 W/kg
Maximum value of SAR (measured) = 0.399 W/kg

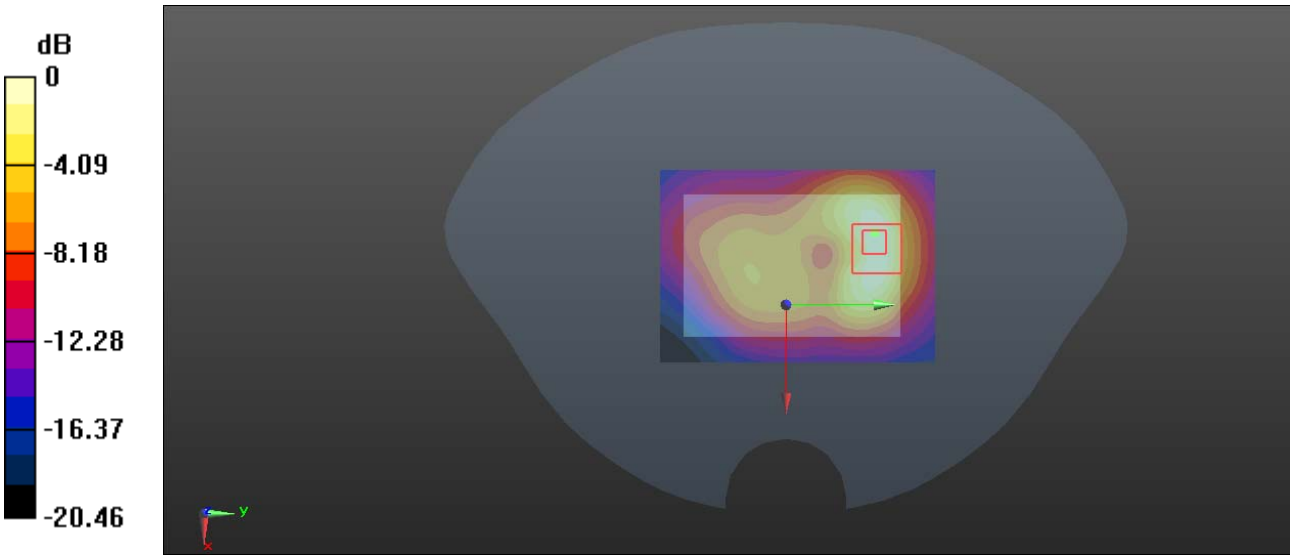

0 dB = 0.399 W/kg = -3.99 dBW/kg

Test Plot 88#: LTE Band 40_Body Front_1RB_Middle

DUT: 4G LTE Mobile WIFI; Type: M7; Serial: RDG200421001-SA-S1

Communication System: Generic TDD-LTE; Frequency: 2355 MHz;Duty Cycle: 1:2
Medium parameters used: f = 2355 MHz; σ = 1.654 S/m; ε_r = 38.951; ρ = 1000 kg/m^3 ;
Phantom section: Flat Section

DASY5 Configuration:

- Probe: EX3DV4 - SN7329; ConvF(7.9, 7.9, 7.9) @2355 MHz; Calibrated: 2019/10/22
- Sensor-Surface: 1.4mm (Mechanical Surface Detection)
- Electronics: DAE4 Sn772; Calibrated: 2019/10/6
- Phantom: Twin SAM; Type: Twin SAM V5.0; Serial: TP:1412
- Measurement SW: DASY52, Version 52.10 (2); SEMCAD X Version 14.6.12 (7470)

Area Scan (71x101x1): Interpolated grid: dx=1.200 mm, dy=1.200 mm
Maximum value of SAR (interpolated) = 0.0929 W/kg

Zoom Scan (6x6x7)/Cube 0: Measurement grid: dx=8mm, dy=8mm, dz=5mm
Reference Value = 5.679 V/m; Power Drift = 0.01 dB
Peak SAR (extrapolated) = 0.263 W/kg
SAR(1 g) = 0.086 W/kg; SAR(10 g) = 0.039 W/kg
Maximum value of SAR (measured) = 0.0840 W/kg

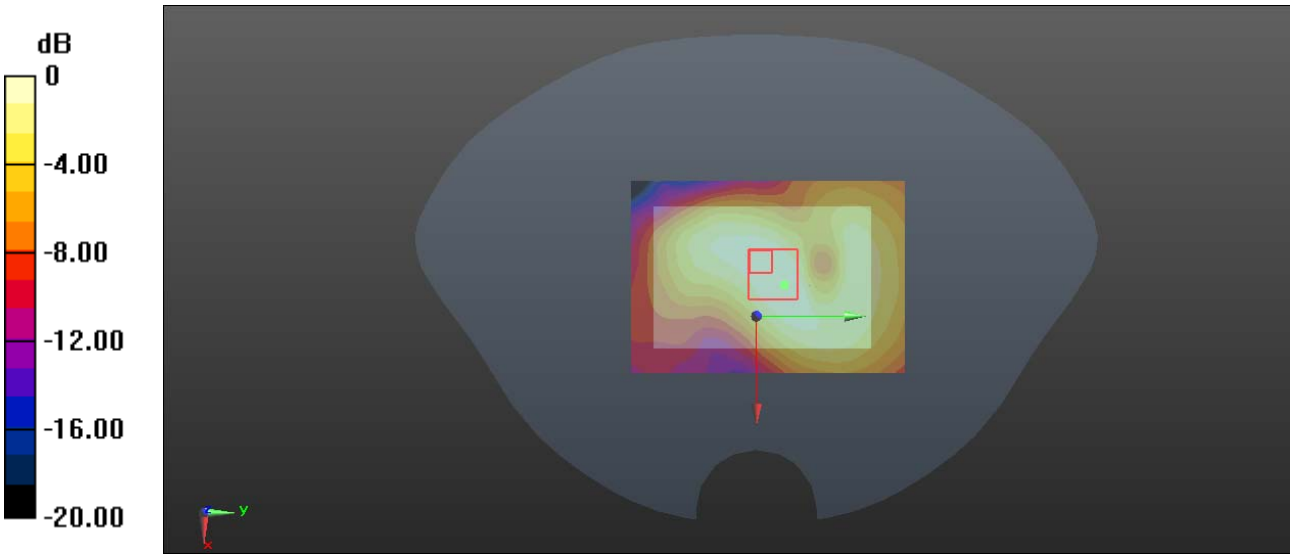

0 dB = 0.0840 W/kg = -10.76 dBW/kg

Test Plot 89#: LTE Band 40_Body Front_50%RB_Middle

DUT: 4G LTE Mobile WIFI; Type: M7; Serial: RDG200421001-SA-S1

Communication System: Generic TDD-LTE; Frequency: 2355 MHz;Duty Cycle: 1:2
Medium parameters used: f = 2355 MHz; σ = 1.654 S/m; ε_r = 38.951; ρ = 1000 kg/m^3 ;
Phantom section: Flat Section

DASY5 Configuration:

- Probe: EX3DV4 - SN7329; ConvF(7.9, 7.9, 7.9) @2355 MHz; Calibrated: 2019/10/22
- Sensor-Surface: 1.4mm (Mechanical Surface Detection)
- Electronics: DAE4 Sn772; Calibrated: 2019/10/6
- Phantom: Twin SAM; Type: Twin SAM V5.0; Serial: TP:1412
- Measurement SW: DASY52, Version 52.10 (2); SEMCAD X Version 14.6.12 (7470)

Area Scan (71x101x1): Interpolated grid: dx=1.200 mm, dy=1.200 mm
Maximum value of SAR (interpolated) = 0.0699 W/kg

Zoom Scan (5x5x7)/Cube 0: Measurement grid: dx=8mm, dy=8mm, dz=5mm
Reference Value = 4.822 V/m; Power Drift = 0.09 dB
Peak SAR (extrapolated) = 0.0830 W/kg
SAR(1 g) = 0.045 W/kg; SAR(10 g) = 0.025 W/kg
Maximum value of SAR (measured) = 0.0670 W/kg

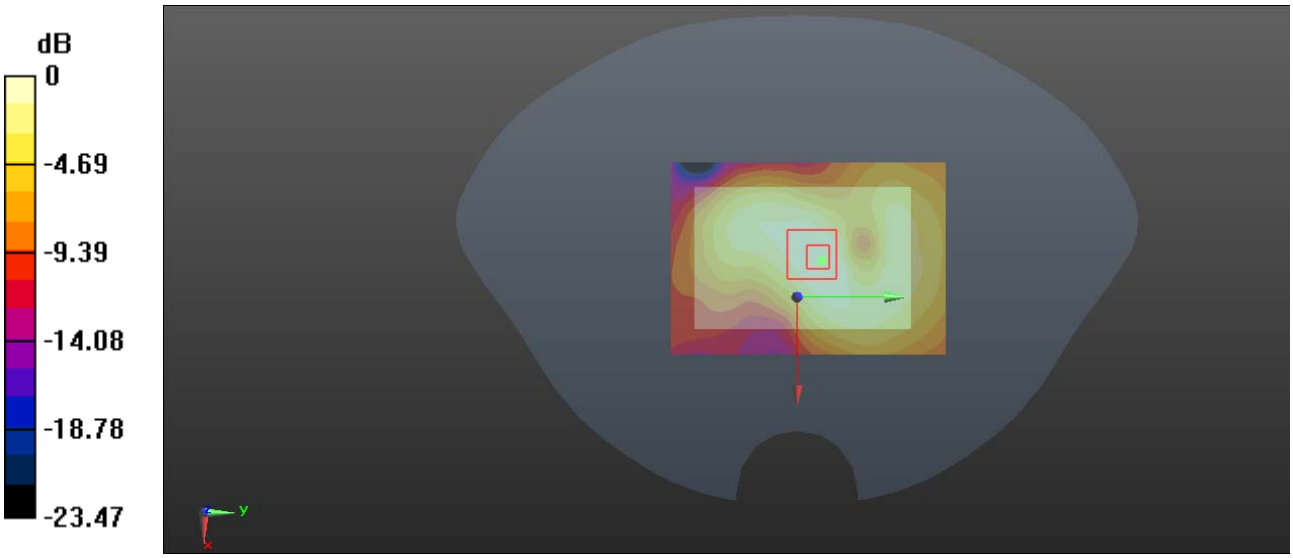

0 dB = 0.0670 W/kg = -11.74 dBW/kg

Test Plot 90#: LTE Band 40_Body Left_1RB_Middle

DUT: 4G LTE Mobile WIFI; Type: M7; Serial: RDG200421001-SA-S1

Communication System: Generic TDD-LTE; Frequency: 2355 MHz;Duty Cycle: 1:2
Medium parameters used: f = 2355 MHz; σ = 1.654 S/m; ε_r = 38.951; ρ = 1000 kg/m^3 ;
Phantom section: Flat Section

DASY5 Configuration:

- Probe: EX3DV4 - SN7329; ConvF(7.9, 7.9, 7.9) @2355 MHz; Calibrated: 2019/10/22
- Sensor-Surface: 1.4mm (Mechanical Surface Detection)
- Electronics: DAE4 Sn772; Calibrated: 2019/10/6
- Phantom: Twin SAM; Type: Twin SAM V5.0; Serial: TP:1412
- Measurement SW: DASY52, Version 52.10 (2); SEMCAD X Version 14.6.12 (7470)

Area Scan (51x101x1): Interpolated grid: dx=1.200 mm, dy=1.200 mm
Maximum value of SAR (interpolated) = 0.100 W/kg

Zoom Scan (5x5x7)/Cube 0: Measurement grid: dx=8mm, dy=8mm, dz=5mm
Reference Value = 5.808 V/m; Power Drift = 0.11 dB
Peak SAR (extrapolated) = 0.129 W/kg
SAR(1 g) = 0.070 W/kg; SAR(10 g) = 0.038 W/kg
Maximum value of SAR (measured) = 0.106 W/kg

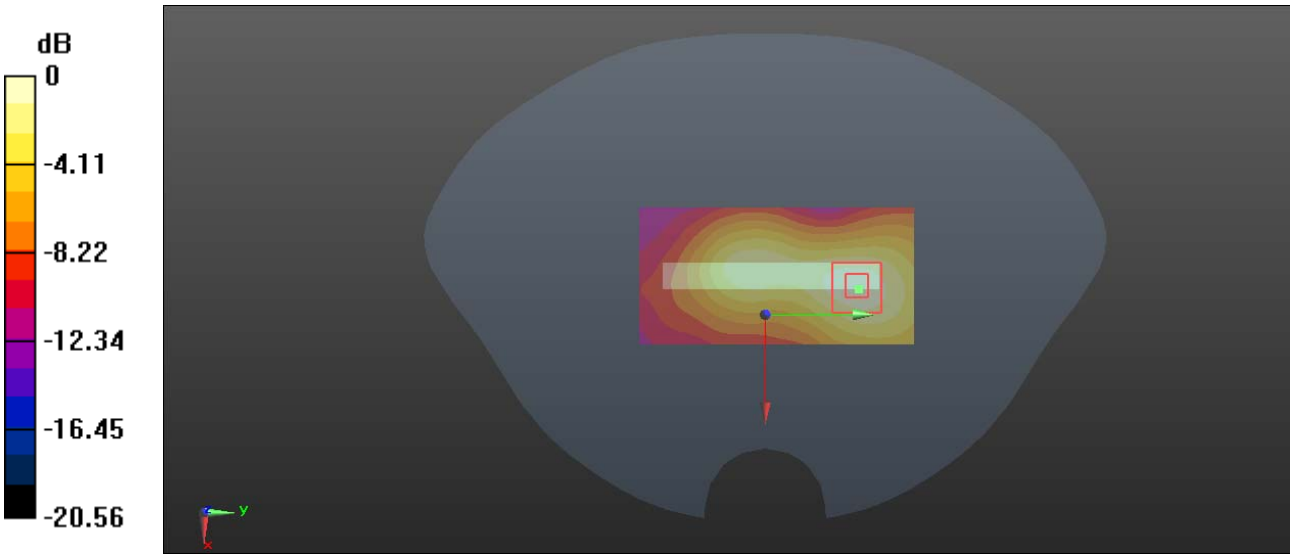

0 dB = 0.106 W/kg = -9.75 dBW/kg

Test Plot 91#: LTE Band 40_Body Left_50%RB_Middle

DUT: 4G LTE Mobile WIFI; Type: M7; Serial: RDG200421001-SA-S1

Communication System: Generic TDD-LTE; Frequency: 2355 MHz;Duty Cycle: 1:2
Medium parameters used: f = 2355 MHz; σ = 1.654 S/m; ε_r = 38.951; ρ = 1000 kg/m^3 ;
Phantom section: Flat Section

DASY5 Configuration:

- Probe: EX3DV4 - SN7329; ConvF(7.9, 7.9, 7.9) @2355 MHz; Calibrated: 2019/10/22
- Sensor-Surface: 1.4mm (Mechanical Surface Detection)
- Electronics: DAE4 Sn772; Calibrated: 2019/10/6
- Phantom: Twin SAM; Type: Twin SAM V5.0; Serial: TP:1412
- Measurement SW: DASY52, Version 52.10 (2); SEMCAD X Version 14.6.12 (7470)

Area Scan (51x101x1): Interpolated grid: dx=1.200 mm, dy=1.200 mm
Maximum value of SAR (interpolated) = 0.0775 W/kg

Zoom Scan (5x5x7)/Cube 0: Measurement grid: dx=8mm, dy=8mm, dz=5mm
Reference Value = 4.694 V/m; Power Drift = 0.14 dB
Peak SAR (extrapolated) = 0.0950 W/kg
SAR(1 g) = 0.051 W/kg; SAR(10 g) = 0.028 W/kg
Maximum value of SAR (measured) = 0.0787 W/kg

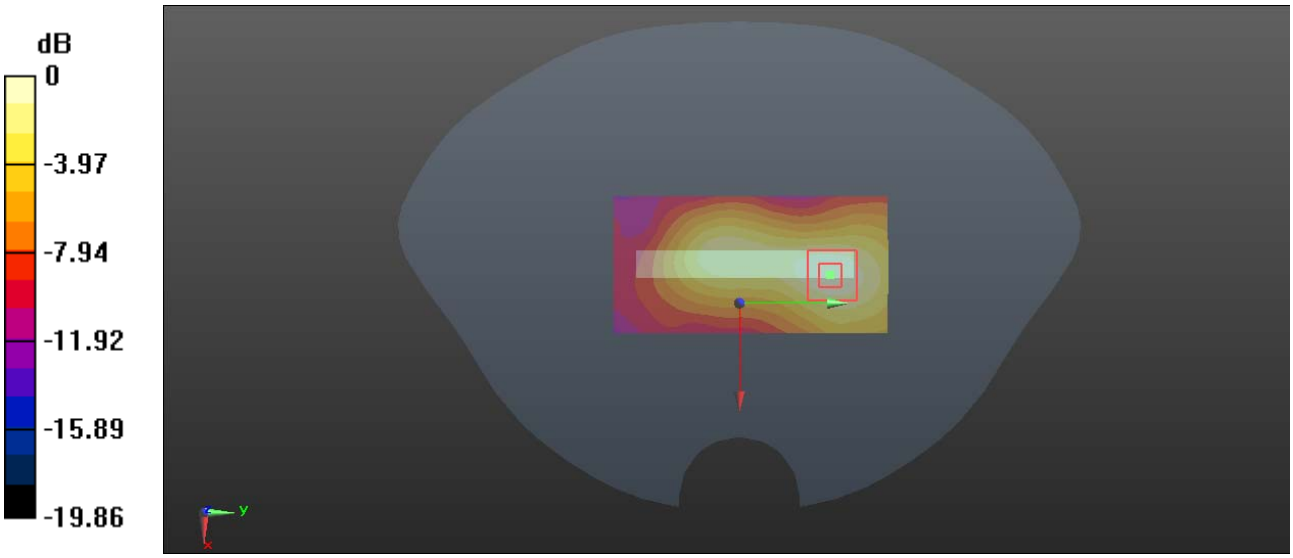

0 dB = 0.0787 W/kg = -11.04 dBW/kg

Test Plot 92#: LTE Band 40_Body Right_1RB_Middle

DUT: 4G LTE Mobile WIFI; Type: M7; Serial: RDG200421001-SA-S1

Communication System: Generic TDD-LTE; Frequency: 2355 MHz;Duty Cycle: 1:2
Medium parameters used: f = 2355 MHz; σ = 1.654 S/m; ε_r = 38.951; ρ = 1000 kg/m^3 ;
Phantom section: Flat Section

DASY5 Configuration:

- Probe: EX3DV4 - SN7329; ConvF(7.9, 7.9, 7.9) @2355 MHz; Calibrated: 2019/10/22
- Sensor-Surface: 1.4mm (Mechanical Surface Detection)
- Electronics: DAE4 Sn772; Calibrated: 2019/10/6
- Phantom: Twin SAM; Type: Twin SAM V5.0; Serial: TP:1412
- Measurement SW: DASY52, Version 52.10 (2); SEMCAD X Version 14.6.12 (7470)

Area Scan (51x101x1): Interpolated grid: dx=1.200 mm, dy=1.200 mm
Maximum value of SAR (interpolated) = 0.111 W/kg

Zoom Scan (5x5x7)/Cube 0: Measurement grid: dx=8mm, dy=8mm, dz=5mm
Reference Value = 5.800 V/m; Power Drift = 0.14 dB
Peak SAR (extrapolated) = 0.130 W/kg
SAR(1 g) = 0.071 W/kg; SAR(10 g) = 0.039 W/kg
Maximum value of SAR (measured) = 0.109 W/kg

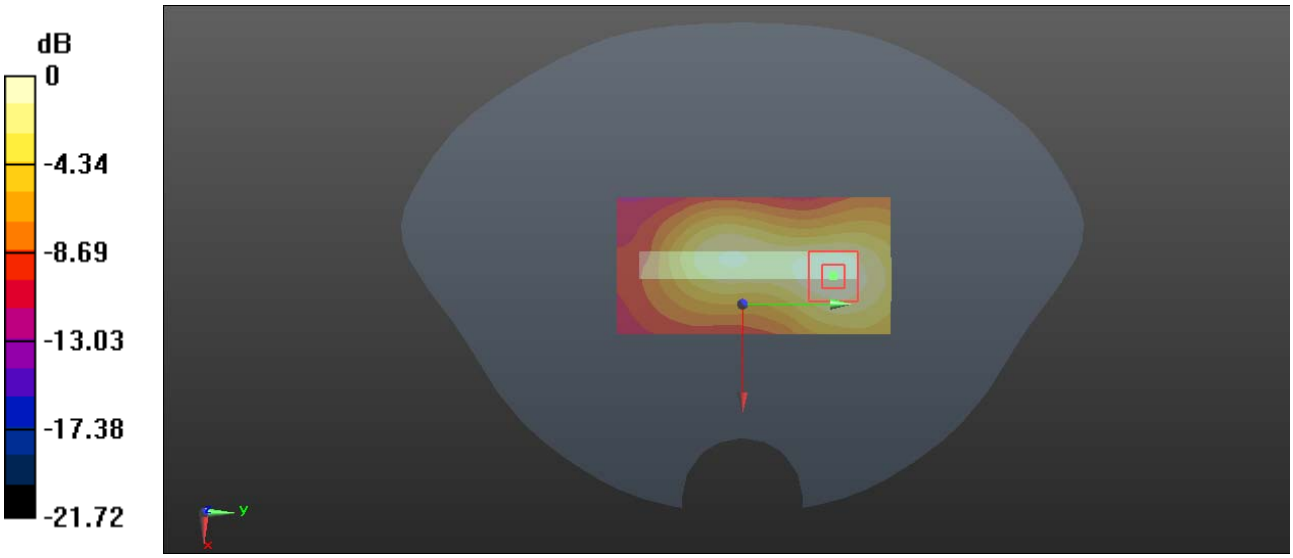

0 dB = 0.109 W/kg = -9.63 dBW/kg

Test Plot 93#: LTE Band 40_Body Right_50%RB_Middle

DUT: 4G LTE Mobile WIFI; Type: M7; Serial: RDG200421001-SA-S1

Communication System: Generic TDD-LTE; Frequency: 2355 MHz;Duty Cycle: 1:2
Medium parameters used: f = 2355 MHz; σ = 1.654 S/m; ε_r = 38.951; ρ = 1000 kg/m^3 ;
Phantom section: Flat Section

DASY5 Configuration:

- Probe: EX3DV4 - SN7329; ConvF(7.9, 7.9, 7.9) @2355 MHz; Calibrated: 2019/10/22
- Sensor-Surface: 1.4mm (Mechanical Surface Detection)
- Electronics: DAE4 Sn772; Calibrated: 2019/10/6
- Phantom: Twin SAM; Type: Twin SAM V5.0; Serial: TP:1412
- Measurement SW: DASY52, Version 52.10 (2); SEMCAD X Version 14.6.12 (7470)

Area Scan (51x101x1): Interpolated grid: dx=1.200 mm, dy=1.200 mm
Maximum value of SAR (interpolated) = 0.0793 W/kg

Zoom Scan (5x5x7)/Cube 0: Measurement grid: dx=8mm, dy=8mm, dz=5mm
Reference Value = 4.966 V/m; Power Drift = 0.07 dB
Peak SAR (extrapolated) = 0.0950 W/kg
SAR(1 g) = 0.051 W/kg; SAR(10 g) = 0.028 W/kg
Maximum value of SAR (measured) = 0.0787 W/kg

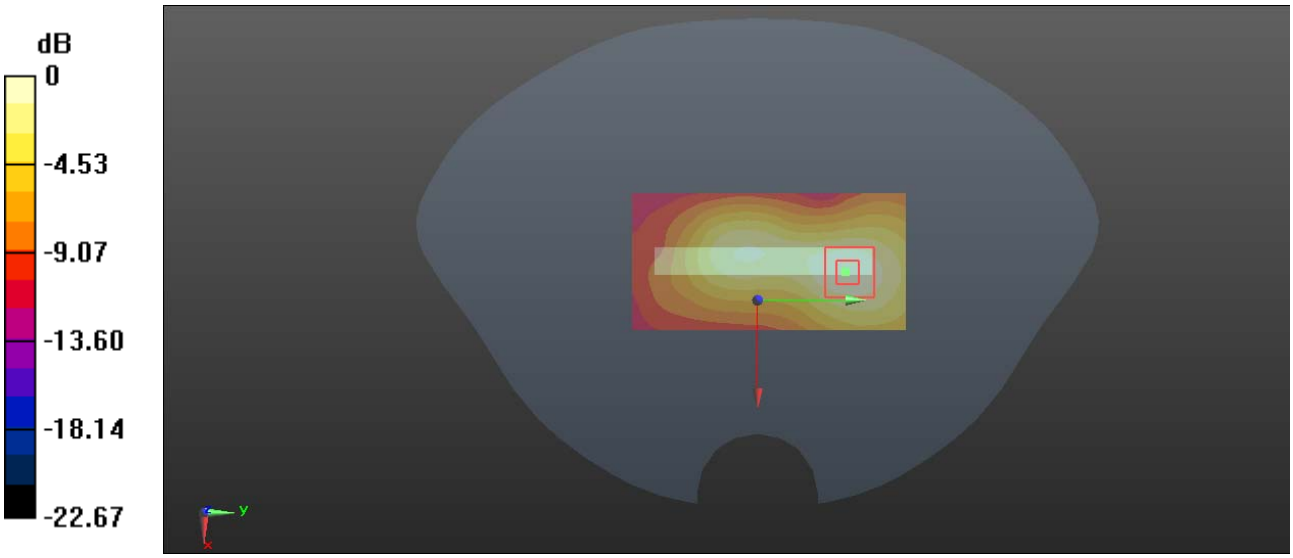

0 dB = 0.0787 W/kg = -11.04 dBW/kg

Test Plot 94#: LTE Band 40_Body Top_1RB_Middle

DUT: 4G LTE Mobile WIFI; Type: M7; Serial: RDG200421001-SA-S1

Communication System: Generic TDD-LTE; Frequency: 2355 MHz;Duty Cycle: 1:2
Medium parameters used: f = 2355 MHz; σ = 1.654 S/m; ε_r = 38.951; ρ = 1000 kg/m^3 ;
Phantom section: Flat Section

DASY5 Configuration:

- Probe: EX3DV4 - SN7329; ConvF(7.9, 7.9, 7.9) @2355 MHz; Calibrated: 2019/10/22
- Sensor-Surface: 1.4mm (Mechanical Surface Detection)
- Electronics: DAE4 Sn772; Calibrated: 2019/10/6
- Phantom: Twin SAM; Type: Twin SAM V5.0; Serial: TP:1412
- Measurement SW: DASY52, Version 52.10 (2); SEMCAD X Version 14.6.12 (7470)

Area Scan (51x71x1): Interpolated grid: dx=1.200 mm, dy=1.200 mm
Maximum value of SAR (interpolated) = 0.302 W/kg

Zoom Scan (5x5x7)/Cube 0: Measurement grid: dx=8mm, dy=8mm, dz=5mm
Reference Value = 8.686 V/m; Power Drift = -0.11 dB
Peak SAR (extrapolated) = 0.340 W/kg
SAR(1 g) = 0.185 W/kg; SAR(10 g) = 0.097 W/kg
Maximum value of SAR (measured) = 0.285 W/kg

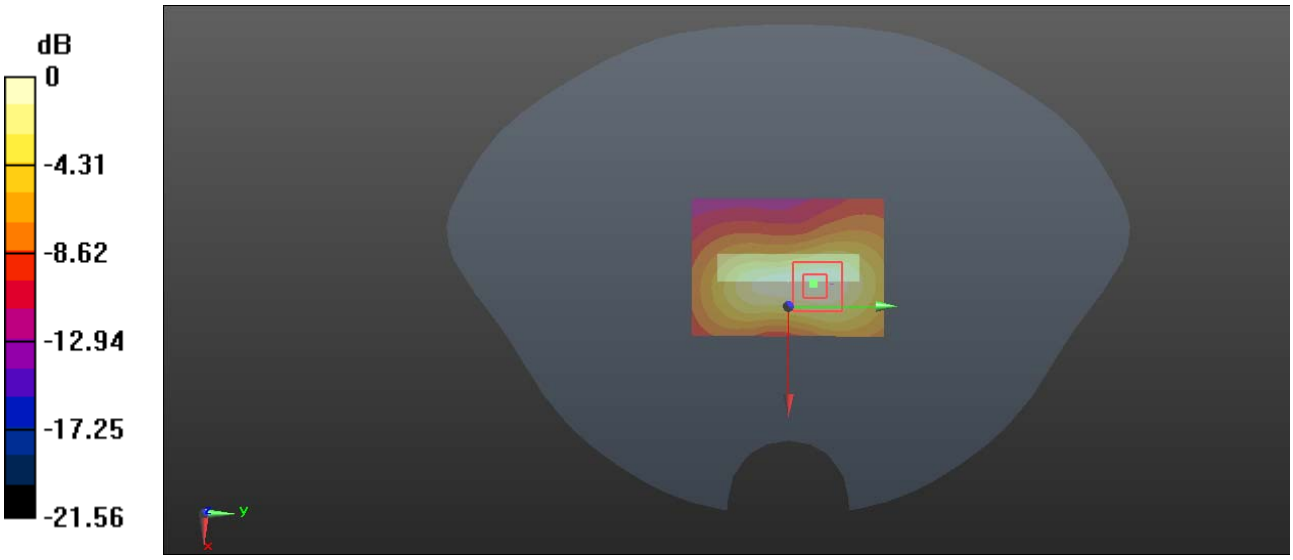

0 dB = 0.285 W/kg = -5.45 dBW/kg

Test Plot 95#: LTE Band 40_Body Top_50%RB_Middle

DUT: 4G LTE Mobile WIFI; Type: M7; Serial: RDG200421001-SA-S1

Communication System: Generic TDD-LTE; Frequency: 2355 MHz;Duty Cycle: 1:2
Medium parameters used: f = 2355 MHz; σ = 1.654 S/m; ε_r = 38.951; ρ = 1000 kg/m^3 ;
Phantom section: Flat Section

DASY5 Configuration:

- Probe: EX3DV4 - SN7329; ConvF(7.9, 7.9, 7.9) @2355 MHz; Calibrated: 2019/10/22
- Sensor-Surface: 1.4mm (Mechanical Surface Detection)
- Electronics: DAE4 Sn772; Calibrated: 2019/10/6
- Phantom: Twin SAM; Type: Twin SAM V5.0; Serial: TP:1412
- Measurement SW: DASY52, Version 52.10 (2); SEMCAD X Version 14.6.12 (7470)

Area Scan (51x71x1): Interpolated grid: dx=1.200 mm, dy=1.200 mm
Maximum value of SAR (interpolated) = 0.213 W/kg

Zoom Scan (5x5x7)/Cube 0: Measurement grid: dx=8mm, dy=8mm, dz=5mm
Reference Value = 7.327 V/m; Power Drift = -0.12 dB
Peak SAR (extrapolated) = 0.247 W/kg
SAR(1 g) = 0.133 W/kg; SAR(10 g) = 0.069 W/kg
Maximum value of SAR (measured) = 0.207 W/kg

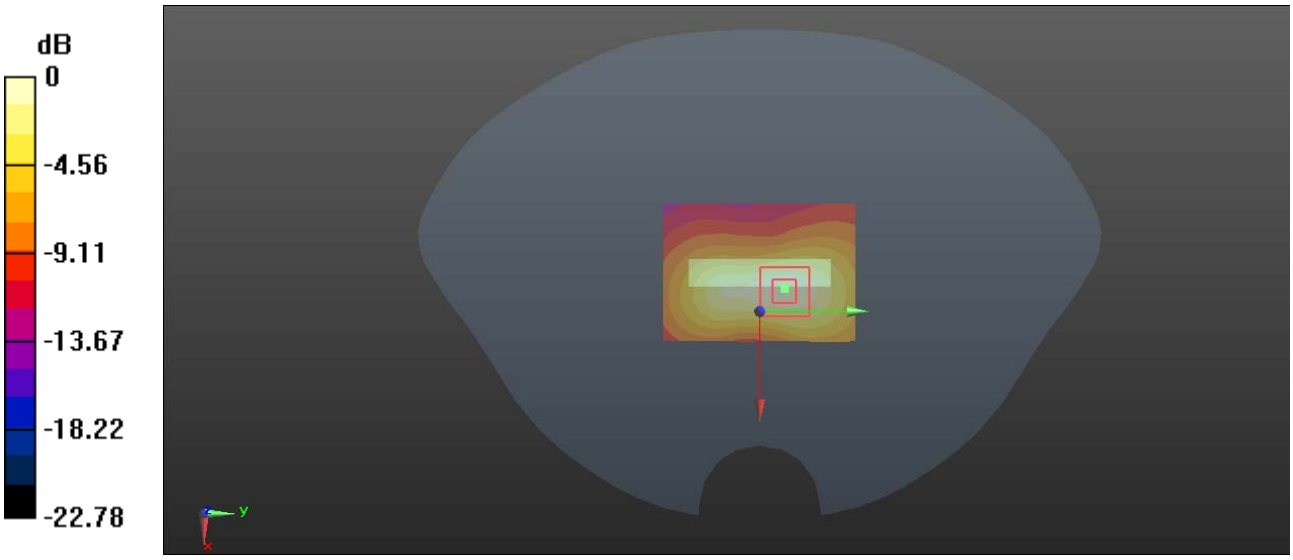

0 dB = 0.207 W/kg = -6.84 dBW/kg

Test Plot 96#: WLAN 2.4G Mode B_ Body Back _Chain 0

DUT: 4G LTE Mobile WIFI; Type: M7; Serial: RDG200421001-SA-S1

Communication System: 802.11 b; Frequency: 2437 MHz;Duty Cycle: 1:1.1
Medium parameters used: f = 2437 MHz; σ = 1.764 S/m; ε_r = 40.086; ρ = 1000 kg/m^3
Phantom section: Flat Section

DASY5 Configuration:

- Probe: EX3DV4 - SN7329; ConvF(7.6, 7.6, 7.6) @ 2437 MHz; Calibrated: 2019/10/22
- Sensor-Surface: 1.4mm (Mechanical Surface Detection)
- Electronics: DAE4 Sn772; Calibrated: 2019/10/6
- Phantom: Twin SAM; Type: Twin SAM V5.0; Serial: TP:1412
- Measurement SW: DASY52, Version 52.10 (2); SEMCAD X Version 14.6.12 (7470)

Area Scan (71x101x1): Interpolated grid: dx=1.200 mm, dy=1.200 mm
Maximum value of SAR (interpolated) = 0.522 W/kg

Zoom Scan (5x5x7)/Cube 0: Measurement grid: dx=8mm, dy=8mm, dz=5mm
Reference Value = 9.755 V/m; Power Drift = 0.18 dB
Peak SAR (extrapolated) = 0.626 W/kg
SAR(1 g) = 0.275 W/kg; SAR(10 g) = 0.151 W/kg
Maximum value of SAR (measured) = 0.506 W/kg

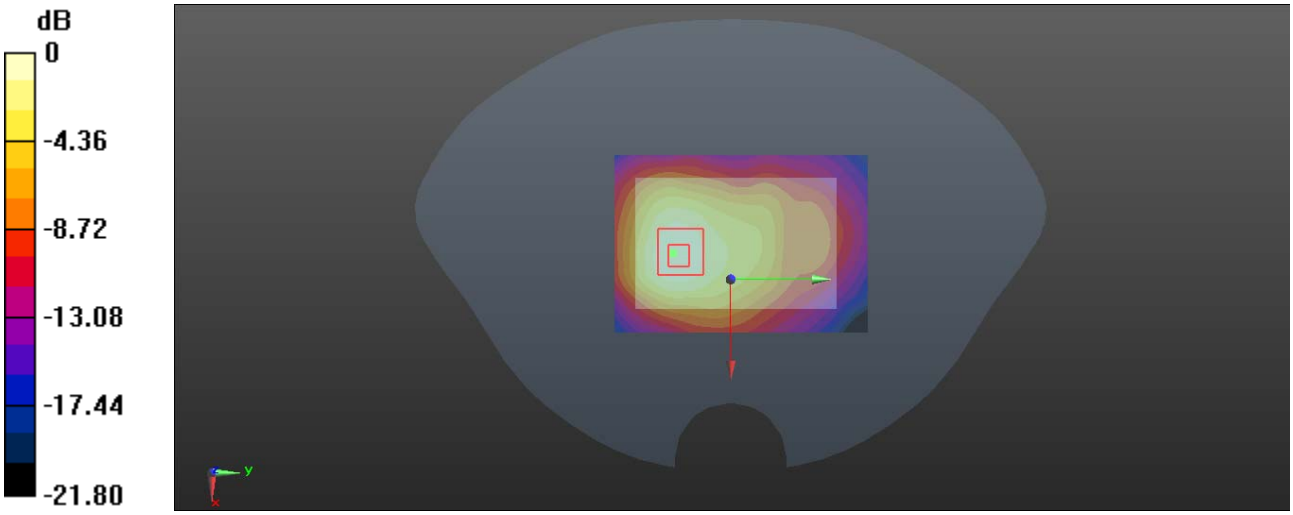

0 dB = 0.506 W/kg = -2.96 dBW/kg

Test Plot 97#: WLAN 2.4G Mode B_ Body Front _Chain 0

DUT: 4G LTE Mobile WIFI; Type: M7; Serial: RDG200421001-SA-S1

Communication System: 802.11 b; Frequency: 2437 MHz;Duty Cycle: 1:1.1
Medium parameters used: f = 2437 MHz; σ = 1.764 S/m; ε_r = 40.086; ρ = 1000 kg/m^3
Phantom section: Flat Section

DASY5 Configuration:

- Probe: EX3DV4 - SN7329; ConvF(7.6, 7.6, 7.6) @ 2437 MHz; Calibrated: 2019/10/22
- Sensor-Surface: 1.4mm (Mechanical Surface Detection)
- Electronics: DAE4 Sn772; Calibrated: 2019/10/6
- Phantom: Twin SAM; Type: Twin SAM V5.0; Serial: TP:1412
- Measurement SW: DASY52, Version 52.10 (2); SEMCAD X Version 14.6.12 (7470)

Area Scan (71x101x1): Interpolated grid: dx=1.200 mm, dy=1.200 mm
Maximum value of SAR (interpolated) = 0.359 W/kg

Zoom Scan (5x5x7)/Cube 0: Measurement grid: dx=8mm, dy=8mm, dz=5mm
Reference Value = 4.630 V/m; Power Drift = -0.13 dB
Peak SAR (extrapolated) = 0.432 W/kg
SAR(1 g) = 0.237 W/kg; SAR(10 g) = 0.128 W/kg
Maximum value of SAR (measured) = 0.359 W/kg

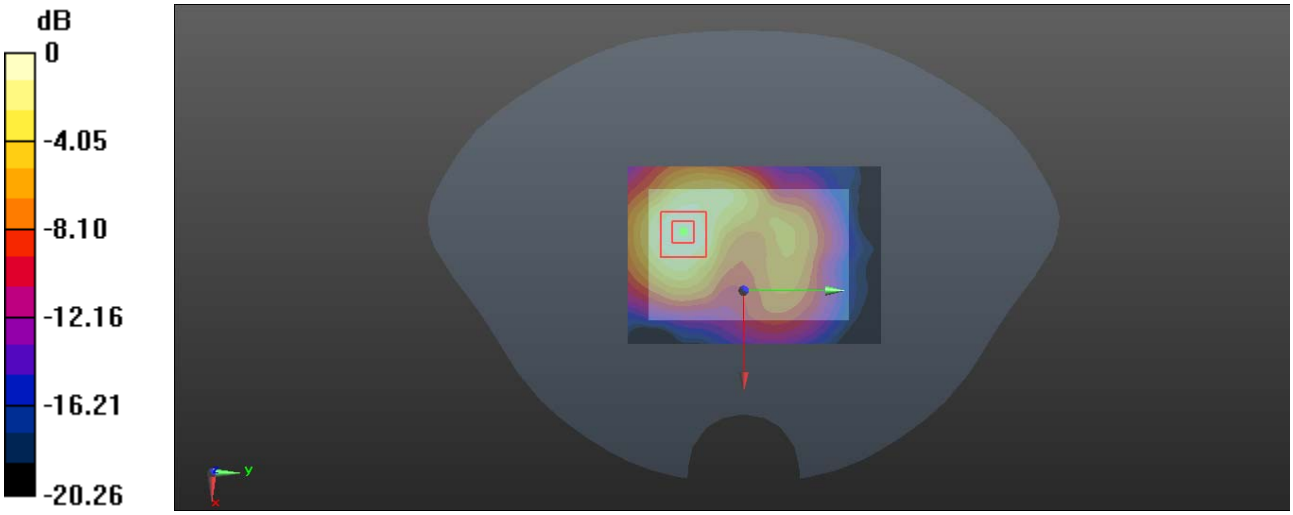

0 dB = 0.359 W/kg = -4.45 dBW/kg

Test Plot 98#: WLAN 2.4G Mode B_ Body Left _Chain 0

DUT: 4G LTE Mobile WIFI; Type: M7; Serial: RDG200421001-SA-S1

Communication System: 802.11 b; Frequency: 2437 MHz;Duty Cycle: 1:1.1
Medium parameters used: f = 2437 MHz; σ = 1.764 S/m; ε_r = 40.086; ρ = 1000 kg/m^3
Phantom section: Flat Section

DASY5 Configuration:

- Probe: EX3DV4 - SN7329; ConvF(7.6, 7.6, 7.6) @ 2437 MHz; Calibrated: 2019/10/22
- Sensor-Surface: 1.4mm (Mechanical Surface Detection)
- Electronics: DAE4 Sn772; Calibrated: 2019/10/6
- Phantom: Twin SAM; Type: Twin SAM V5.0; Serial: TP:1412
- Measurement SW: DASY52, Version 52.10 (2); SEMCAD X Version 14.6.12 (7470)

Area Scan (51x101x1): Interpolated grid: dx=1.200 mm, dy=1.200 mm
Maximum value of SAR (interpolated) = 0.421 W/kg

Zoom Scan (7x7x7)/Cube 0: Measurement grid: dx=8mm, dy=8mm, dz=5mm
Reference Value = 11.99 V/m; Power Drift = -0.11 dB
Peak SAR (extrapolated) = 0.514 W/kg
SAR(1 g) = 0.266 W/kg; SAR(10 g) = 0.140 W/kg
Maximum value of SAR (measured) = 0.417 W/kg

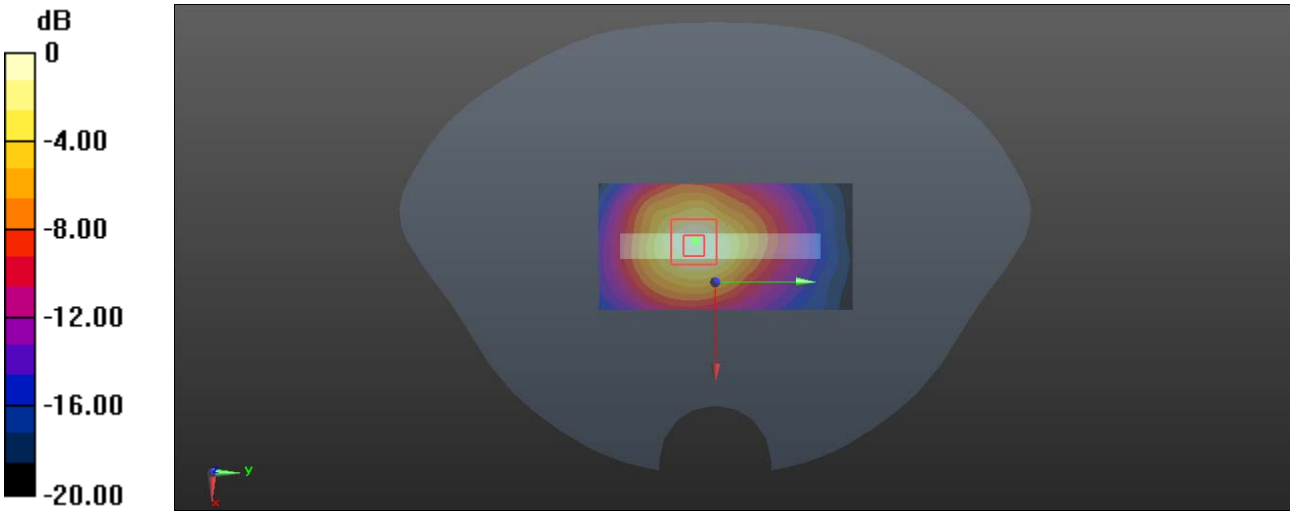

0 dB = 0.417 W/kg = -3.80 dBW/kg

Test Plot 99#: WLAN 2.4G Mode B_ Body Bottom _Chain 0

DUT: 4G LTE Mobile WIFI; Type: M7; Serial: RDG200421001-SA-S1

Communication System: 802.11 b; Frequency: 2437 MHz;Duty Cycle: 1:1.1
Medium parameters used: f = 2437 MHz; σ = 1.764 S/m; ε_r = 40.086; ρ = 1000 kg/m^3
Phantom section: Flat Section

DASY5 Configuration:

- Probe: EX3DV4 - SN7329; ConvF(7.6, 7.6, 7.6) @ 2437 MHz; Calibrated: 2019/10/22
- Sensor-Surface: 1.4mm (Mechanical Surface Detection)
- Electronics: DAE4 Sn772; Calibrated: 2019/10/6
- Phantom: Twin SAM; Type: Twin SAM V5.0; Serial: TP:1412
- Measurement SW: DASY52, Version 52.10 (2); SEMCAD X Version 14.6.12 (7470)

Area Scan (51x101x1): Interpolated grid: dx=1.200 mm, dy=1.200 mm
Maximum value of SAR (interpolated) = 0.0815 W/kg

Zoom Scan (7x7x7)/Cube 0: Measurement grid: dx=8mm, dy=8mm, dz=5mm
Reference Value = 5.173 V/m; Power Drift = -0.02 dB
Peak SAR (extrapolated) = 0.178 W/kg
SAR(1 g) = 0.055 W/kg; SAR(10 g) = 0.024 W/kg
Maximum value of SAR (measured) = 0.0765 W/kg

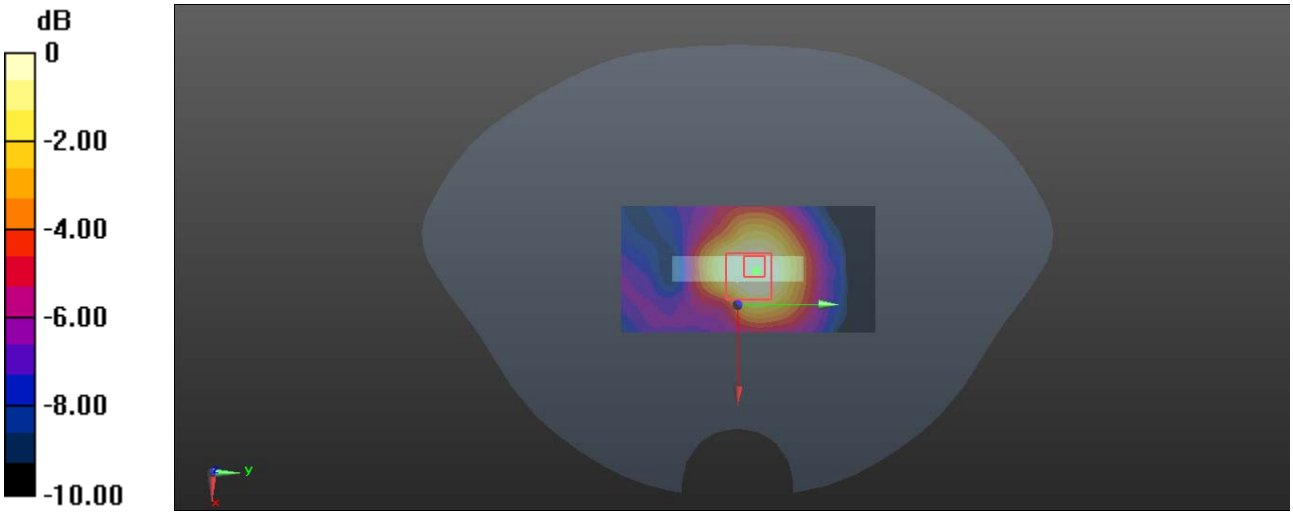

0 dB = 0.0765 W/kg = -11.16 dBW/kg

Test Plot 100#: WLAN 2.4G Mode B_ Body Back _Chain 1

DUT: 4G LTE Mobile WIFI; Type: M7; Serial: RDG200421001-SA-S1

Communication System: 802.11 b; Frequency: 2437 MHz;Duty Cycle: 1:1.1
Medium parameters used: f = 2437 MHz; σ = 1.764 S/m; ε_r = 40.086; ρ = 1000 kg/m^3
Phantom section: Flat Section

DASY5 Configuration:

- Probe: EX3DV4 - SN7329; ConvF(7.6, 7.6, 7.6) @ 2437 MHz; Calibrated: 2019/10/22
- Sensor-Surface: 1.4mm (Mechanical Surface Detection)
- Electronics: DAE4 Sn772; Calibrated: 2019/10/6
- Phantom: Twin SAM; Type: Twin SAM V5.0; Serial: TP:1412
- Measurement SW: DASY52, Version 52.10 (2); SEMCAD X Version 14.6.12 (7470)

Area Scan (71x101x1): Interpolated grid: dx=1.200 mm, dy=1.200 mm
Maximum value of SAR (interpolated) = 0.165 W/kg

Zoom Scan (5x5x7)/Cube 0: Measurement grid: dx=8mm, dy=8mm, dz=5mm
Reference Value = 5.056 V/m; Power Drift = 0.08 dB
Peak SAR (extrapolated) = 0.193 W/kg
SAR(1 g) = 0.111 W/kg; SAR(10 g) = 0.059 W/kg
Maximum value of SAR (measured) = 0.164 W/kg

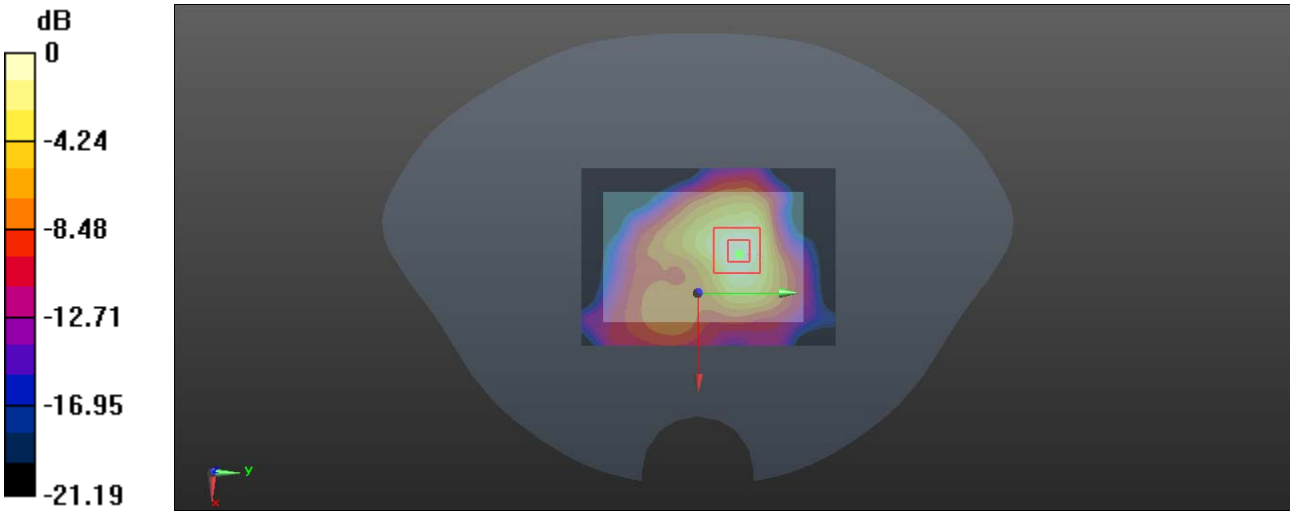

0 dB = 0.164 W/kg = -7.85 dBW/kg

Test Plot 101#: WLAN 2.4G Mode B_ Body Front_ Chain 1

DUT: 4G LTE Mobile WIFI; Type: M7; Serial: RDG200421001-SA-S1

Communication System: 802.11 b; Frequency: 2437 MHz;Duty Cycle: 1:1.1
Medium parameters used: f = 2437 MHz; σ = 1.764 S/m; ε_r = 40.086; ρ = 1000 kg/m^3
Phantom section: Flat Section

DASY5 Configuration:

- Probe: EX3DV4 - SN7329; ConvF(7.6, 7.6, 7.6) @ 2437 MHz; Calibrated: 2019/10/22
- Sensor-Surface: 1.4mm (Mechanical Surface Detection)
- Electronics: DAE4 Sn772; Calibrated: 2019/10/6
- Phantom: Twin SAM; Type: Twin SAM V5.0; Serial: TP:1412
- Measurement SW: DASY52, Version 52.10 (2); SEMCAD X Version 14.6.12 (7470)

Area Scan (71x101x1): Interpolated grid: dx=1.200 mm, dy=1.200 mm
Maximum value of SAR (interpolated) = 0.212 W/kg

Zoom Scan (5x5x7)/Cube 0: Measurement grid: dx=8mm, dy=8mm, dz=5mm
Reference Value = 6.428 V/m; Power Drift = -0.19 dB
Peak SAR (extrapolated) = 0.294 W/kg
SAR(1 g) = 0.133 W/kg; SAR(10 g) = 0.068 W/kg
Maximum value of SAR (measured) = 0.203 W/kg

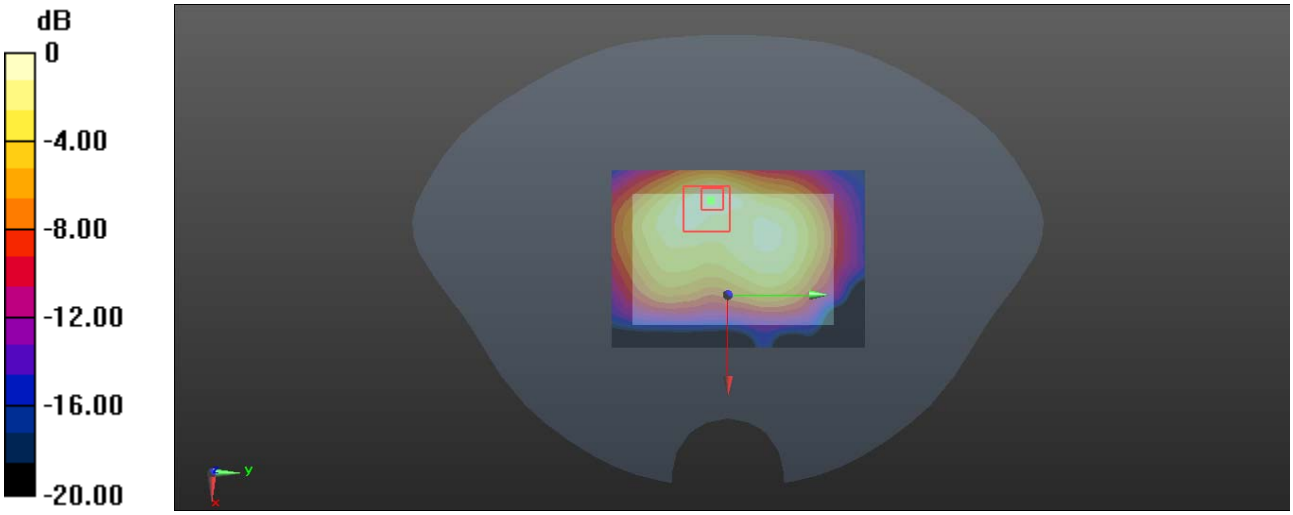

0 dB = 0.203 W/kg = -6.93 dBW/kg

Test Plot 102#: WLAN 2.4G Mode B_ Body Left _Chain 1

DUT: 4G LTE Mobile WIFI; Type: M7; Serial: RDG200421001-SA-S1

Communication System: 802.11 b; Frequency: 2437 MHz;Duty Cycle: 1:1.1
Medium parameters used: f = 2437 MHz; σ = 1.764 S/m; ε_r = 40.086; ρ = 1000 kg/m^3
Phantom section: Flat Section

DASY5 Configuration:

- Probe: EX3DV4 - SN7329; ConvF(7.6, 7.6, 7.6) @ 2437 MHz; Calibrated: 2019/10/22
- Sensor-Surface: 1.4mm (Mechanical Surface Detection)
- Electronics: DAE4 Sn772; Calibrated: 2019/10/6
- Phantom: Twin SAM; Type: Twin SAM V5.0; Serial: TP:1412
- Measurement SW: DASY52, Version 52.10 (2); SEMCAD X Version 14.6.12 (7470)

Area Scan (51x101x1): Interpolated grid: dx=1.200 mm, dy=1.200 mm
Maximum value of SAR (interpolated) = 0.109 W/kg

Zoom Scan (5x5x7)/Cube 0: Measurement grid: dx=8mm, dy=8mm, dz=5mm
Reference Value = 5.702 V/m; Power Drift = 0.18 dB
Peak SAR (extrapolated) = 0.138 W/kg
SAR(1 g) = 0.070 W/kg; SAR(10 g) = 0.036 W/kg
Maximum value of SAR (measured) = 0.109 W/kg

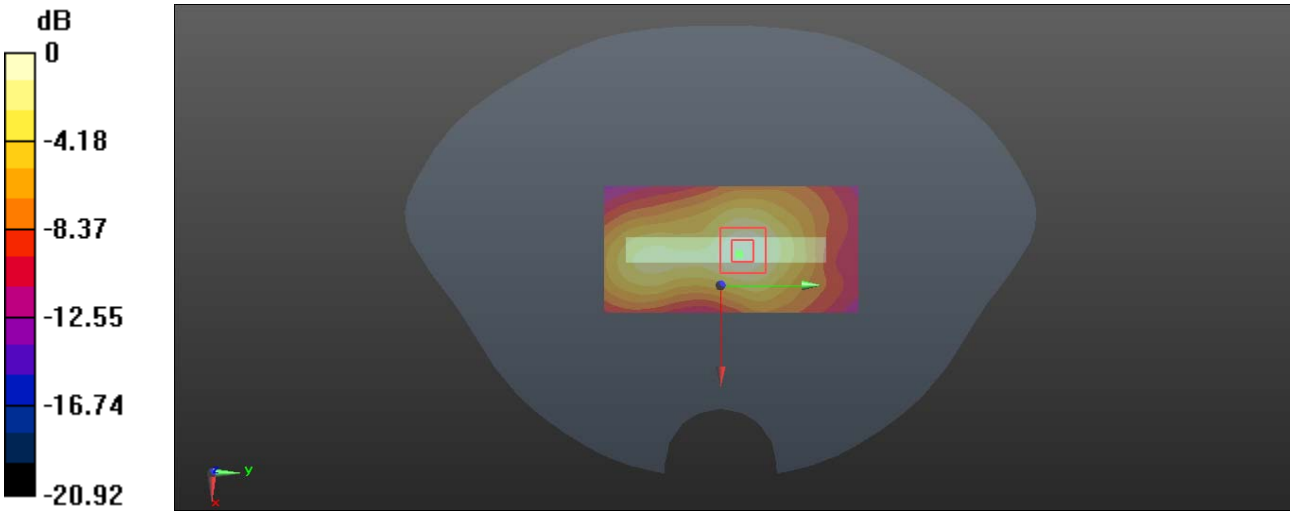

0 dB = 0.109 W/kg = -9.63 dBW/kg