Specifications:

Power Output: ..... 50 watts RMS x 2 into 4 ohms

Total Harmonic Distortion: ..... 0.5% @ 50W per channel

Minimum Speaker Impedance: .. 4 ohm

Frequency Response: ..... 20-20,000 Hz, ±2 dB

Channel Separation: ..... 50 dB

Preamplifier Tube: 6U1 x2 6F2 x2

Bluetooth Version: 4.2

Input Impedance: ..... 47k ohms (minimum)

Input Sensitivity: ..... 250 mV

Dimensions: ..... 6.6" H x 11.5" W x 10.6" D

Weight: ..... 11 lbs

Important Safety Instructions

To reduce the risk of electric shock, do not remove cover. No user serviceable parts inside. Refer servicing to qualified personnel. To reduce the risk of fire and shock do not expose unit to rain or moisture. The unit should be connected to an earth grounded AC electrical socket. The unit should be operated in a well ventilated area. Minimum clearance is 2 inches from the ventilation openings.

FCC Statement

1. This device complies with Part 15 of the FCC Rules. Operation is subject to the following two conditions:

   (a) This device may not cause harmful interference.
   (b) This device must accept any interference received, including interference that may cause undesired operation.

2. FCC Radiation Exposure Statement: Mobile device.

This equipment complies with FCC radiation exposure limits set forth for an uncontrolled environment. In order to avoid the possibility of exceeding the FCC radio frequency exposure limits, human proximity to the antenna shall not be less than 20cm (8 inches) during normal operation.

5-Year Limited Warranty
See daytonaudio.com for details

DAYTONAUDIO

daytonaudio.com
tel + 937.743.8248
info@daytonaudio.com

705 Pleasant Valley Dr.
Springboro, OH 45066
USA

DAYTONAUDIO

HYBRID STEREO TUBE AMPLIFIER

Model: HTA100BT User Manual

Thank you *for purchasing the Dayton Audio HTA100BT Hybrid Stereo Tube Amplifier. The tube preamp stage imparts a warm, natural sound quality while the solid state power amp offers superb audio fidelity and efficiency. Multiple input options including USB media playback are available, and Bluetooth 4.2 provides refined wireless streaming from your mobile devices.*

Features:

- 50W per channel RMS into each channel at a 4 ohm load
- Audiophile quality sound with less than 0.5% THD @ 50W
- Bluetooth 4.2 wireless connectivity
- RCA mono subwoofer output
- Brushed aluminum housing lends a clean, modern look
- Short circuit protection circuitry

Front Panel:

1. **Power**
2. **Source**
3. **VU Meter for left channel**
4. **VU Meter for right channel**
5. **Input selector**
6. **Play/Pause**
7. **Previous track**
8. **Next track**
9. **Bass**
10. **Treble**
11. **Volume control**

Rear Panel:

12. **Subwoofer output**
13. **USB port**
14. **Optical**
15. **Coaxial**
16. **AUX 1 input**
17. **AUX 2 input**
18. **Speaker outputs**
19. **Cooling fan**
20. **Power input**

Bluetooth connection mode：
Turn on the phone's Bluetooth function, search the Bluetooth Hybrid Amplifier's Bluetooth ID:HTA100BT, and click connect， First select audio source Input according to the ‘Input’, select BT Input

Front Panel

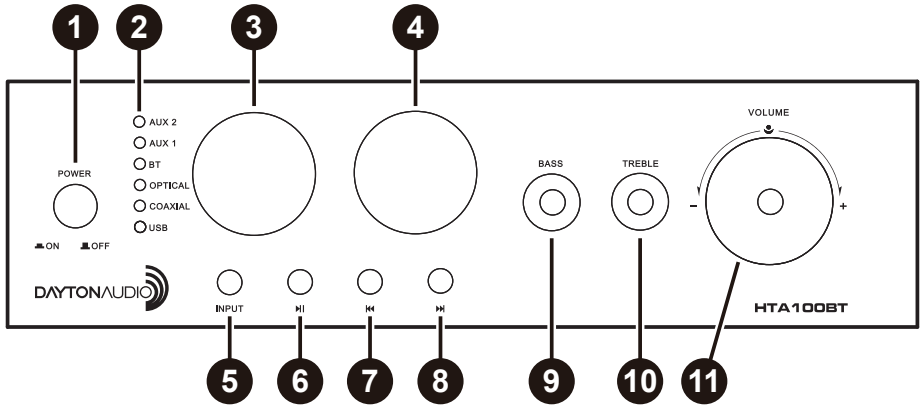

Rear Panel

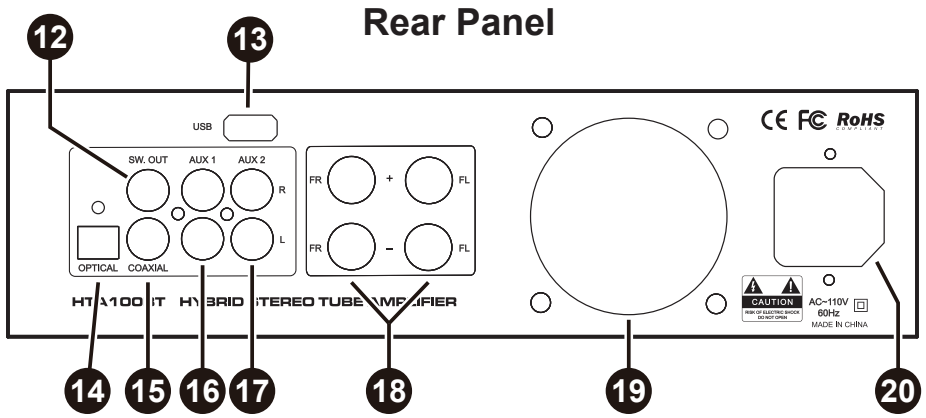

Typical Connection

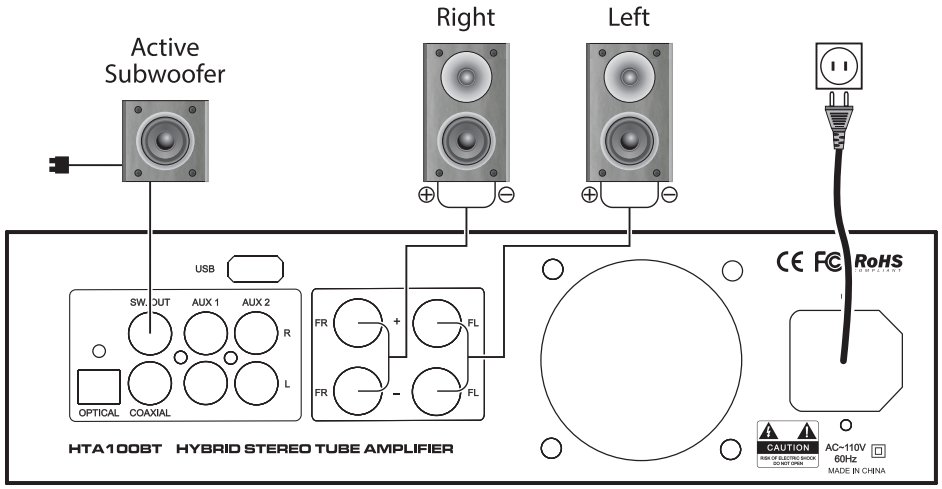

FCC Warning Statement

Changes or modifications not expressly approved by the party responsible for compliance could void the user's authority to operate the equipment. This equipment has been tested and found to comply with the limits for a Class B digital device, pursuant to Part 15 of the FCC Rules. These limits are designed to provide reasonable protection against harmful interference in a residential installation. This equipment generates uses and can radiate radio frequency energy and, if not installed and used in accordance with the instructions, may cause harmful interference to radio communications. However, there is no guarantee that interference will not occur in a particular installation. If this equipment does cause harmful interference to radio or television reception, which can be determined by turning the equipment off and on, the user is encouraged to try to correct the interference by one or more of the following measures:

- Reorient or relocate the receiving antenna.
- Increase the separation between the equipment and receiver.
- Connect the equipment into an outlet on a circuit different from that to which the receiver is connected.
- Consult the dealer or an experienced radio/TV technician for help.

This device complies with part 15 of the FCC Rules. Operation is subject to the following two conditions: (1) This device may not cause harmful interference, and (2) this device must accept any interference received, including interference that may cause undesired operation.