FCC Part 47 §15.247 2400-2483.5 MHz 2015

DUT Information

Frequencies

2402 MHz (2402 MHz)	WLAN CH 3 (2422 MHz)	WLAN CH 6 (2437 MHz)
WLAN CH 9 (2452 MHz)	2440 MHz (2440 MHz)	2480 MHz (2480 MHz)
WLAN CH 2 (2417 MHz)	WLAN CH 4 (2427 MHz)	WLAN CH 5 (2432 MHz)
WLAN CH 7 (2442 MHz)	WLAN CH 8 (2447 MHz)	WLAN CH 10 (2457 MHz)
WLAN CH 11 (2462 MHz)	WLAN CH 12 (2467 MHz)	WLAN CH 13 (2472 MHz)
WLAN CH 1 (2412 MHz)	BT CH 3 (2405 MHz)	

Bandwidths

2 MHz (2 MHz)	1 MHz (1 MHz)	20 MHz (20 MHz)
40 MHz (40 MHz)		

Power

20.000 dBm (20 dBm)

Beamforming Gain

Powerstep name (value)	Beamforming gain table names
20.000 dBm (20 dBm)	BFG_'20.000 dBm'_0.000dB;

Gain Tables

Powerstep name (value)	Gain table names
20.000 dBm (20 dBm)	Port 1: ---;

DUT Settings

No. of transmission chains	1
Equipment Type	Other
Digital Modulation	Yes
Frequency Hopping	No

Gaintable BFG_'20.000 dBm'_0.000dB

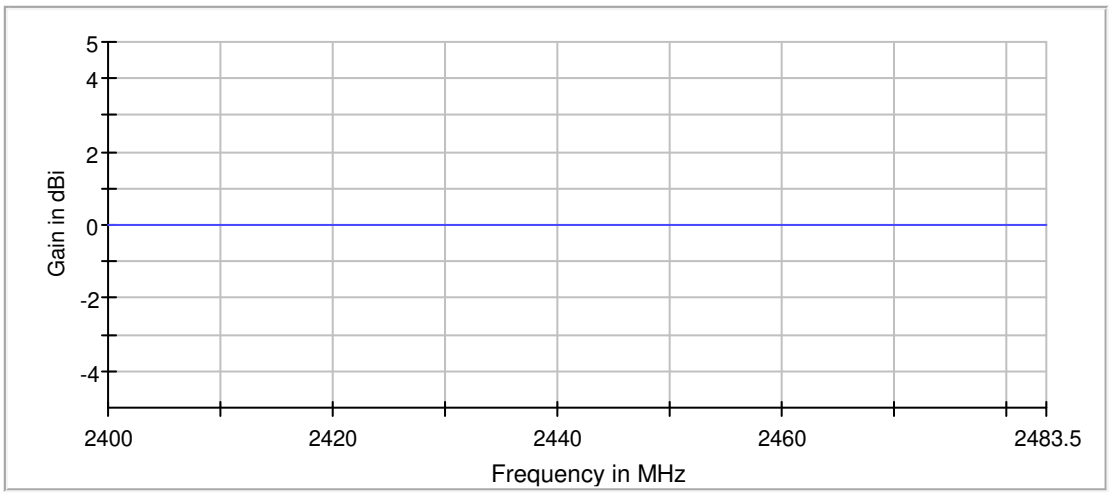

Gaintable: BFG_'20.000 dBm'_0.000dB

Hardware Setup: WMS Measurements\TS8997

Spectrum Analyzer:	SA FSV 40 (SA FSV 40) @ VISA (ADR TCPIP::192.168.48.111::INST0::INSTR), SN 1307.9002K40/101076, FW 3.40
Vector Generator:	VG SMBV100B (VG SMBV100B) @ VISA (ADR TCPIP::192.168.48.29::INST0::INSTR), SN 101685, FW 4.70.006.33
Generator:	SMB100Aa (1) (SMB100A) @ VISA (ADR TCPIP::192.168.48.30::INST0::INSTR), SN 178361, FW 3.20.390.24 / Drv:Rev 2.21.0, 07/2016, CVI 2015
OSP:	OSP-B157W (OSP-B157W) @ VISA (ADR TCPIP::192.168.48.157::INST0::INSTR), SN 1527.1144. /, FW 1.27.0.0

Summary

Test	Frequency (MHz)	Nominal Power (dBm)	Nominal Bandwidth (MHz)	Result
Minimum Emission Bandwidth 6 dB	2412.000	20.0	20.000000	PASS
Emission Bandwidth 20 dB	2412.000	20.0	20.000000	PASS
RF output power	2412.000	20.0	20.000000	PASS
Peak Power Spectral Density	2412.000	20.0	20.000000	PASS
Band Edge low	2412.000	20.0	20.000000	PASS
Tx Spurious Emission	2412.000	20.0	20.000000	PASS
Emission Bandwidth 20 dB	2437.000	20.0	20.000000	PASS
Minimum Emission Bandwidth 6 dB	2437.000	20.0	20.000000	PASS
RF output power	2437.000	20.0	20.000000	PASS
Peak Power Spectral Density	2437.000	20.0	20.000000	PASS
Tx Spurious Emission	2437.000	20.0	20.000000	PASS
Emission Bandwidth 20 dB	2462.000	20.0	20.000000	PASS
Minimum Emission Bandwidth 6 dB	2462.000	20.0	20.000000	PASS
RF output power	2462.000	20.0	20.000000	PASS
Peak Power Spectral Density	2462.000	20.0	20.000000	PASS
Band Edge high	2462.000	20.0	20.000000	PASS
Tx Spurious Emission	2462.000	20.0	20.000000	PASS

Minimum Emission Bandwidth 6 dB (2412 MHz; 20.000 dBm; 20 MHz)

Customized settings.

Test according to FCC title 47 part 15 §15.247(a), KDB 558074 D01 DTS Meas Guidance v03r05 and ANSI C63.10-2013

6 dB Bandwidth

DUT Frequency (MHz)	Bandwidth (MHz)	Limit Min (MHz)	Limit Max (MHz)	Band Edge Left (MHz)	Band Edge Right (MHz)
2412.000000	9.150000	0.500000	---	2407.325000	2416.475000

(continuation of the "6 dB Bandwidth" table from column 6 ...)

DUT Frequency (MHz)	Max Level (dBm)	Result
2412.000000	5.1	PASS

6 dB Bandwidth

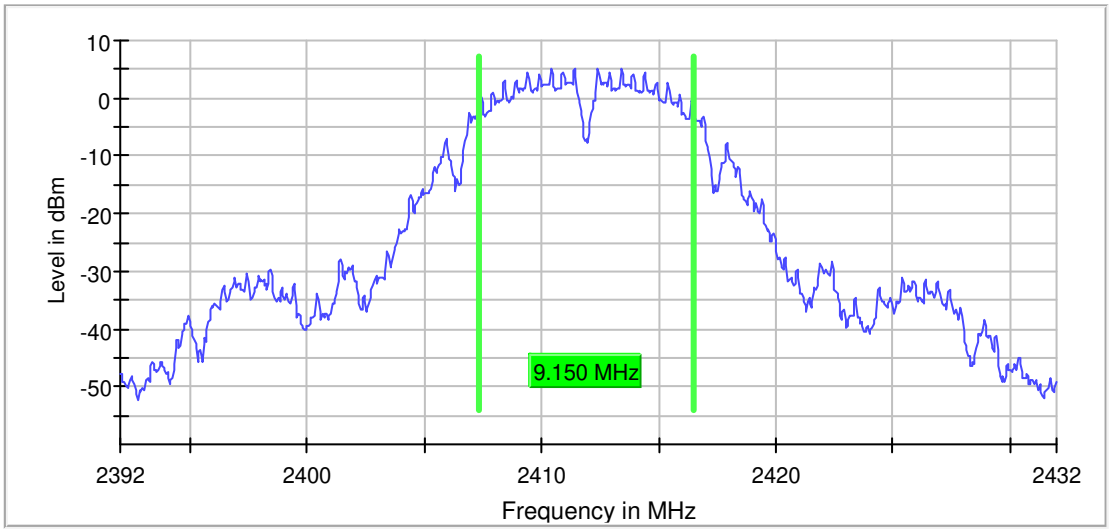

Bandwidth

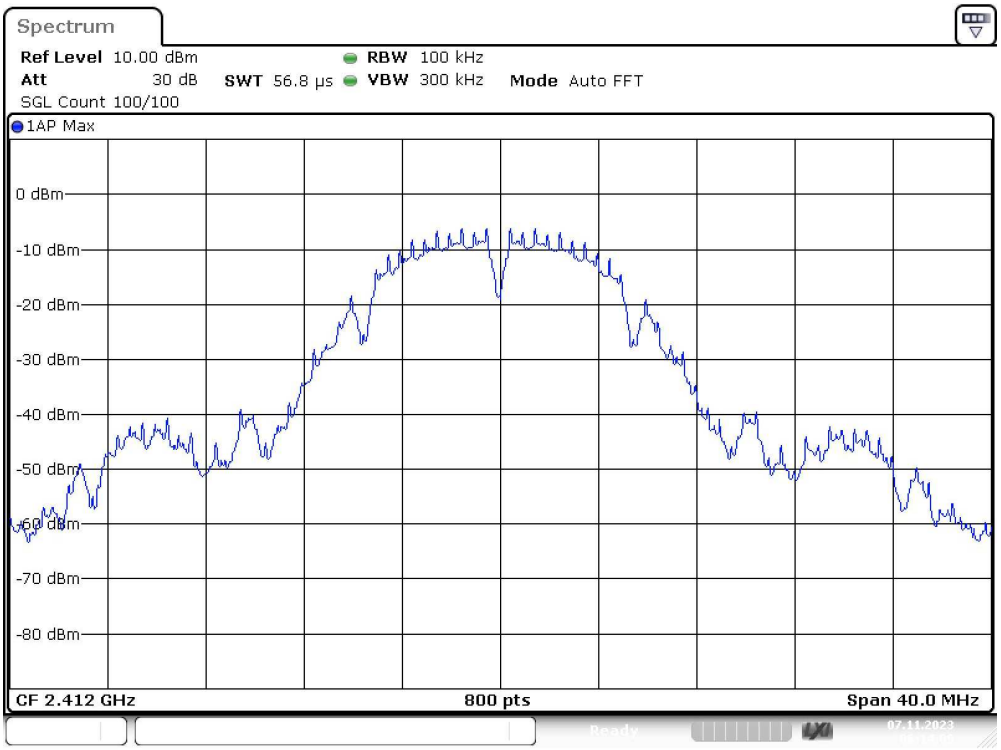

Date: 7.NOV.2023 06:14:08

Measurement

Setting	Instrument Value	Target Value
Start Frequency	2.39200 GHz	2.39200 GHz
Stop Frequency	2.43200 GHz	2.43200 GHz
Span	40.000 MHz	40.000 MHz
RBW	100.000 kHz	~ 100.000 kHz
VBW	300.000 kHz	~ 300.000 kHz
SweepPoints	800	~ 800
Sweeptime	56.836 µs	AUTO
Reference Level	10.000 dBm	10.000 dBm
Attenuation	30.000 dB	AUTO
Detector	Peak	Peak
SweepCount	100	100
Filter	3 dB	3 dB
Trace Mode	Max Hold	Max Hold
Sweeptype	FFT	AUTO
Preamp	off	off
Stablemode	Trace	Trace
Stablevalue	0.50 dB	0.50 dB
Run	1 / max. 1	max. 1
Stable	0 / 1	1
Max Stable Difference	0.00 dB	0.50 dB

Emission Bandwidth 20 dB (2412 MHz; 20.000 dBm; 20 MHz)

Customized settings.

Test according to FCC title 47 part 15 §15.247(a), KDB 558074 D01 DTS Meas Guidance v03r05 and ANSI C63.10-2013

20 dB Bandwidth

DUT Frequency (MHz)	Bandwidth (MHz)	Limit Min (MHz)	Limit Max (MHz)	Band Edge Left (MHz)	Band Edge Right (MHz)
2412.000000	13.900000	---	---	2404.750000	2418.650000

(continuation of the "20 dB Bandwidth" table from column 6 ...)

DUT Frequency (MHz)	Max Level (dBm)	Result
2412.000000	6.0	PASS

20 dB Bandwidth

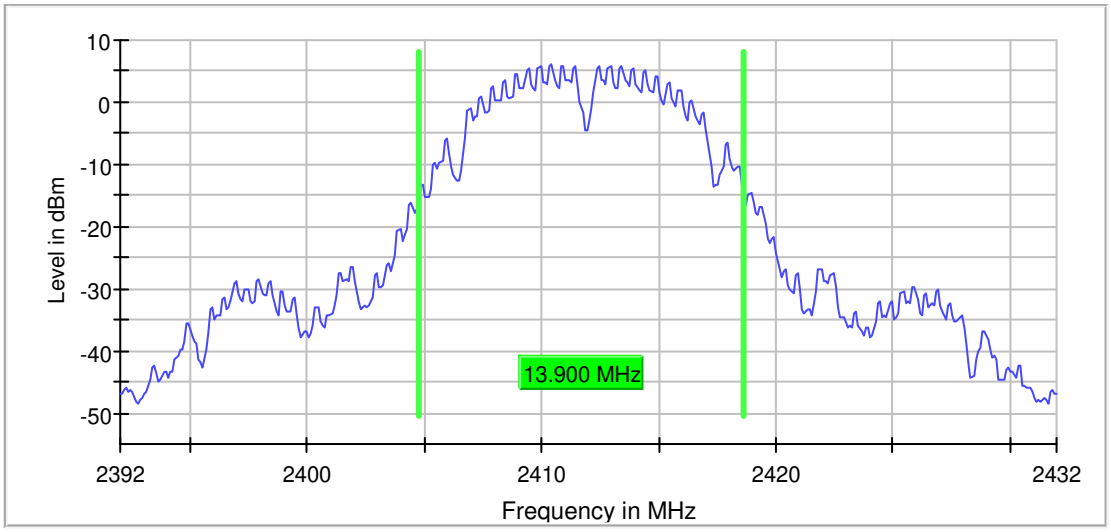

99 % Bandwidth

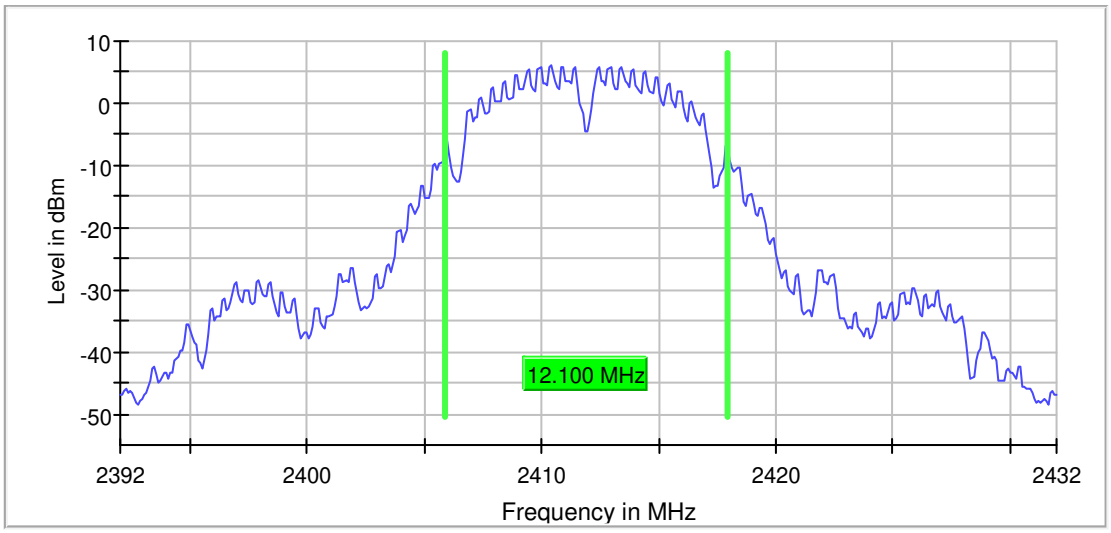

Bandwidth

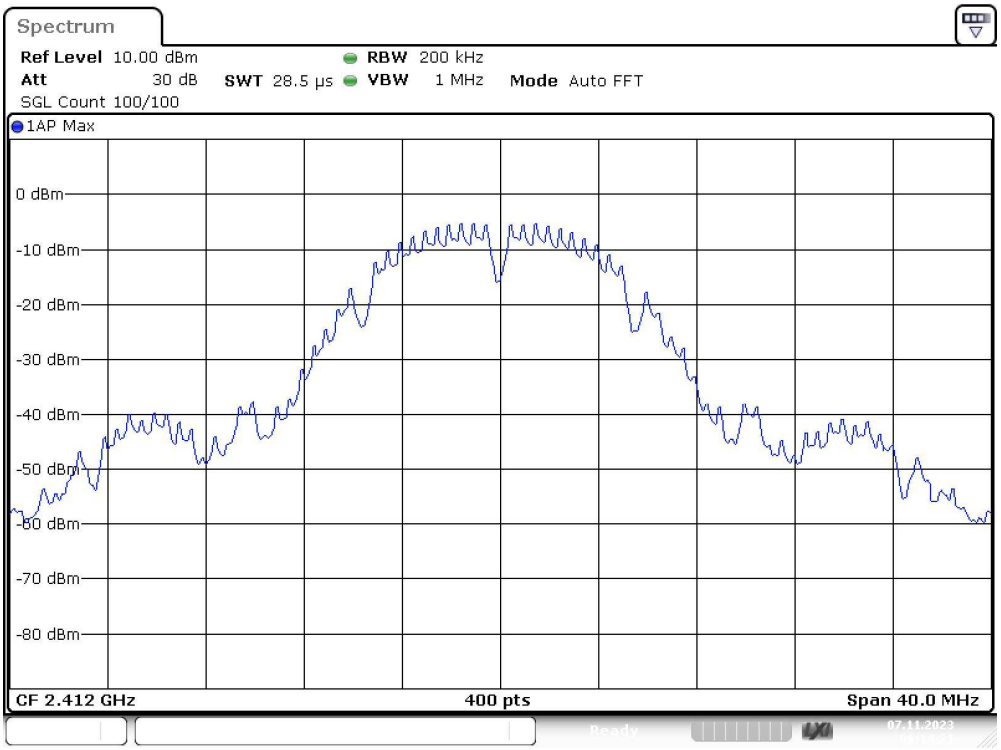

Date: 7.NOV.2023 06:14:21

Measurement

Setting	Instrument Value	Target Value
Start Frequency	2.39200 GHz	2.39200 GHz
Stop Frequency	2.43200 GHz	2.43200 GHz
Span	40.000 MHz	40.000 MHz
RBW	200.000 kHz	>= 200.000 kHz
VBW	1.000 MHz	>= 600.000 kHz
SweepPoints	400	~ 400
Sweeptime	28.477 µs	AUTO
Reference Level	10.000 dBm	10.000 dBm
Attenuation	30.000 dB	AUTO
Detector	Peak	Peak
SweepCount	100	100
Filter	3 dB	3 dB
Trace Mode	Max Hold	Max Hold
Sweeptype	FFT	AUTO
Preamp	off	off
Stablemode	Trace	Trace
Stablevalue	0.50 dB	0.50 dB
Run	1 / max. 1	max. 1
Stable	0 / 1	1
Max Stable Difference	0.00 dB	0.50 dB

RF output power (2412 MHz; 20.000 dBm; 20 MHz)

Test according to FCC title 47 part 15 §15.247(b), KDB 558074 D01 DTS Meas Guidance v03r05 and ANSI C63.10-2013

Result

DUT Frequency (MHz)	Gated RMS (dBm)	Limit Max (dBm)	Gated EIRP (dBm)	DutyCycle (%)	Result
2412.000000	14.9	30.0	14.9	99.608	PASS

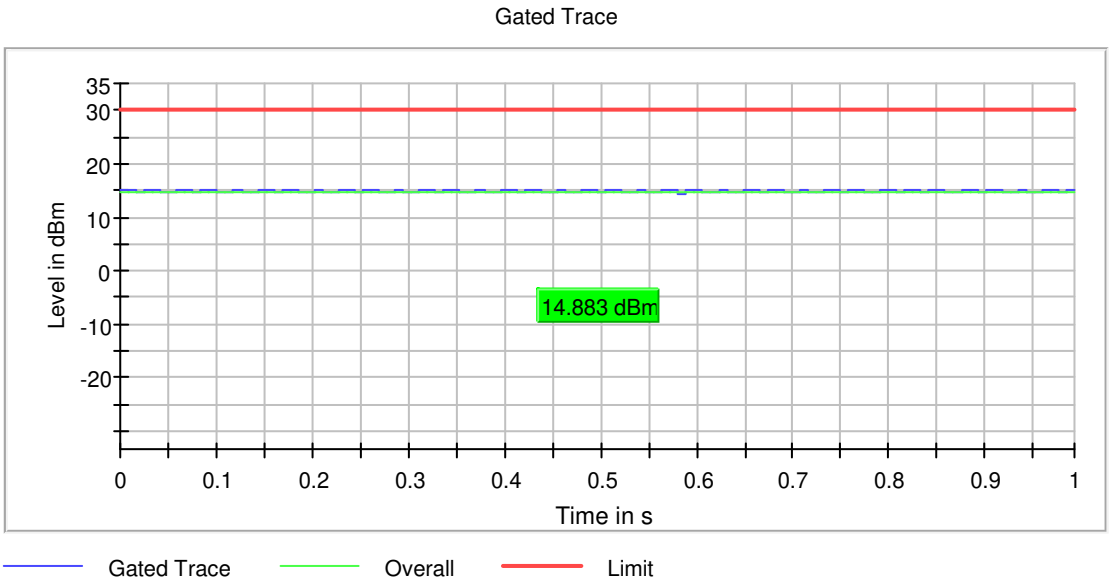

OSP PowerMeter settings

Setting	Instrument Value	Target Value
Measurement Time	1.000 s	1.000 s
Points	1000000	1000000
Time resolution	1.000 µs	1.000 µs

Peak Power Spectral Density (2412 MHz; 20.000 dBm; 20 MHz)

Customized settings.

Test according to FCC title 47 part 15 §15.247(a),(e), KDB 558074 D01 DTS Meas Guidance v03r05 and ANSI C63.10-2013

Result

DUT Frequency (MHz)	Frequency (MHz)	PSD (dBm)	Limit Max (dBm)	Result
2412.000000	2412.425776	5.737	8.0	PASS

Peak Power Spectral Density

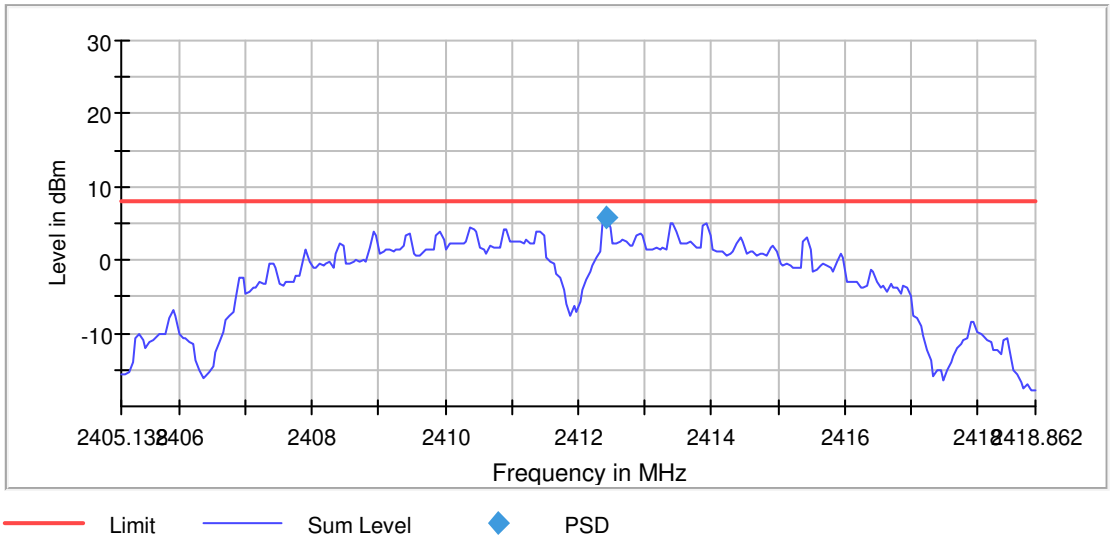

PSD Connector 1

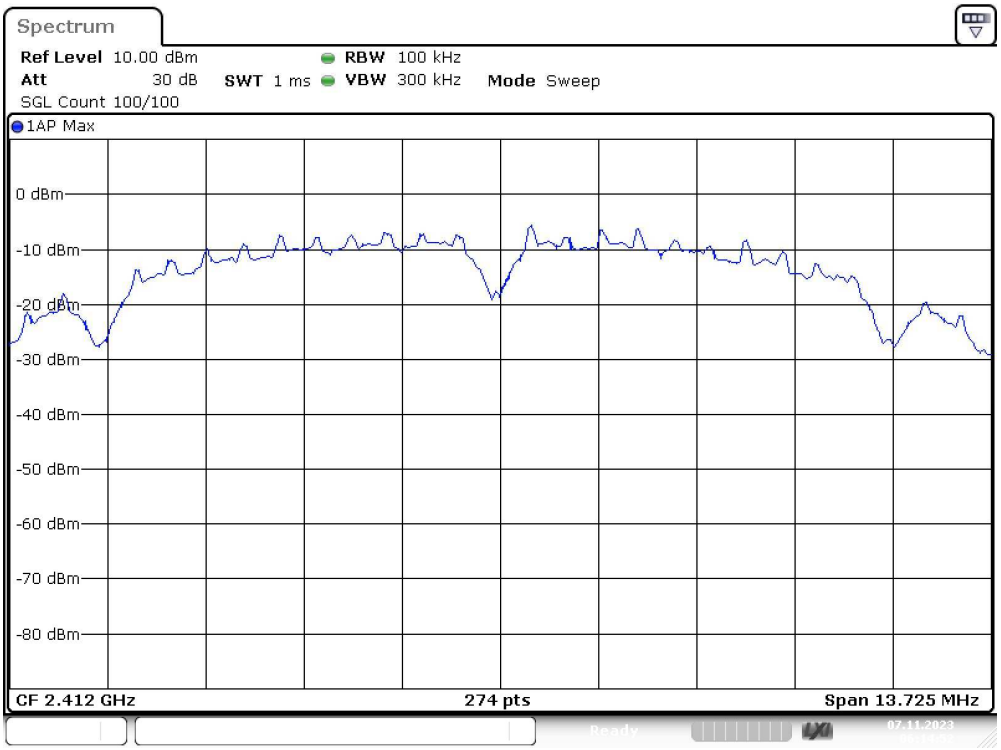

Date: 7.NOV.2023 06:14:52

Measurement

Setting	Instrument Value	Target Value
Start Frequency	2.40514 GHz	2.40514 GHz
Stop Frequency	2.41886 GHz	2.41886 GHz
Span	13.725 MHz	13.725 MHz
RBW	100.000 kHz	<= 100.000 kHz
VBW	300.000 kHz	>= 300.000 kHz
SweepPoints	274	~ 274
Sweeptime	1.020 ms	AUTO
Reference Level	10.000 dBm	10.000 dBm
Attenuation	30.000 dB	AUTO
Detector	Peak	Peak
SweepCount	100	100
Filter	3 dB	3 dB
Trace Mode	Max Hold	Max Hold
Sweeptype	Sweep	Sweep
Preamp	off	off
Stablemode	Trace	Trace
Stablevalue	0.50 dB	0.50 dB
Run	1 / max. 1	max. 1
Stable	0 / 1	1
Max Stable Difference	0.00 dB	0.50 dB

Band Edge low (2412 MHz; 20.000 dBm; 20 MHz)

Customized settings.

Test according to FCC title 47 part 15 §15.247(d), KDB 558074 D01 DTS Meas Guidance v03r05 and ANSI C63.10-2013

Result

DUT Frequency (MHz)	Result
2412.000000	PASS

Inband Peak

Frequency (MHz)	Level (dBm)
2410.925000	5.0

Measurements

Frequency (MHz)	Level (dBm)	Margin (dB)	Limit (dBm)	Result
2398.425000	-27.1	2.1	-25.0	PASS
2397.925000	-27.3	2.3	-25.0	PASS
2396.925000	-27.4	2.4	-25.0	PASS
2398.375000	-27.5	2.6	-25.0	PASS
2397.875000	-27.8	2.8	-25.0	PASS
2396.875000	-27.8	2.8	-25.0	PASS
2397.975000	-28.4	3.4	-25.0	PASS
2397.425000	-28.4	3.4	-25.0	PASS
2396.975000	-28.4	3.4	-25.0	PASS
2398.475000	-28.5	3.5	-25.0	PASS
2398.175000	-28.9	3.9	-25.0	PASS
2397.375000	-28.9	4.0	-25.0	PASS
2398.125000	-29.0	4.0	-25.0	PASS
2396.425000	-29.5	4.5	-25.0	PASS
2398.925000	-29.5	4.6	-25.0	PASS

Band Edge

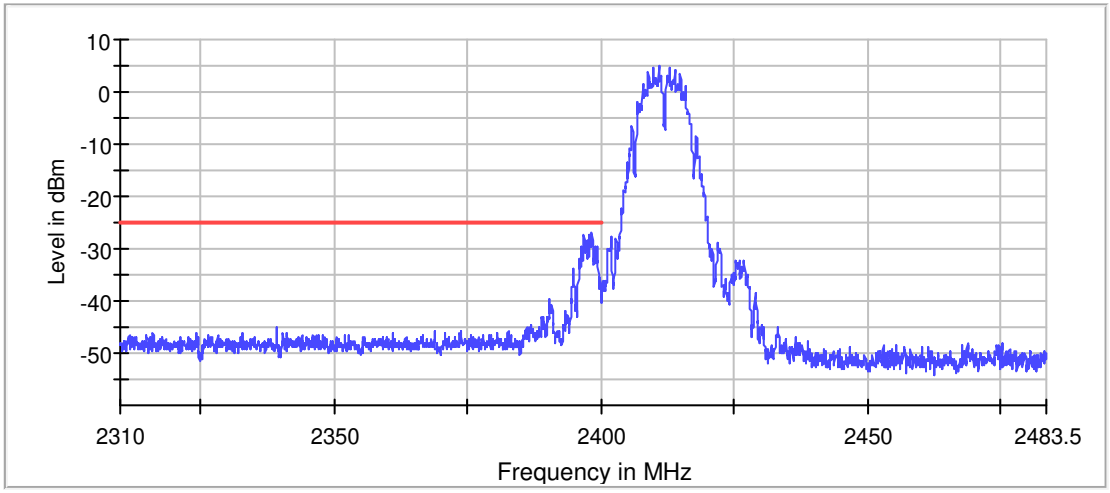

Limit Sum Level Fail

Gain

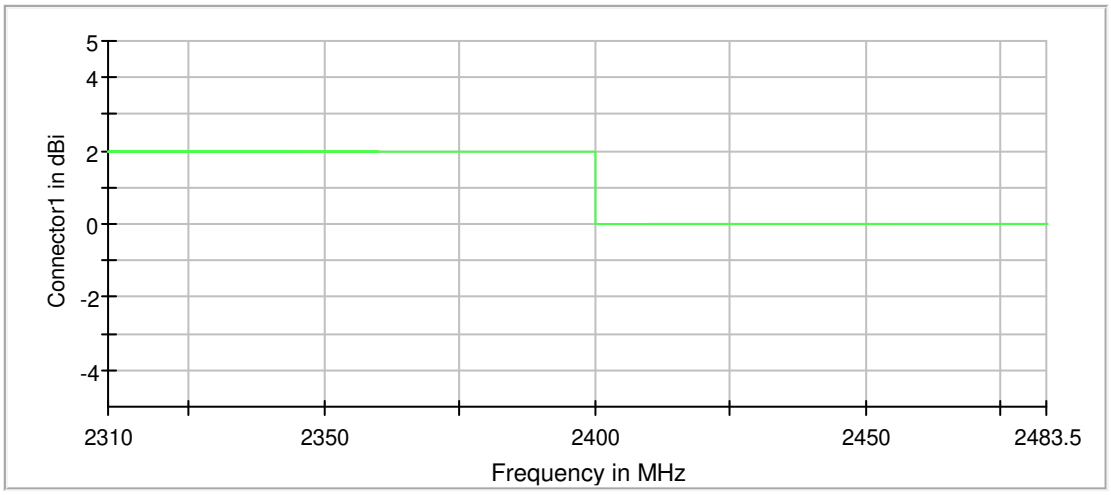

Connector1

Attenuation

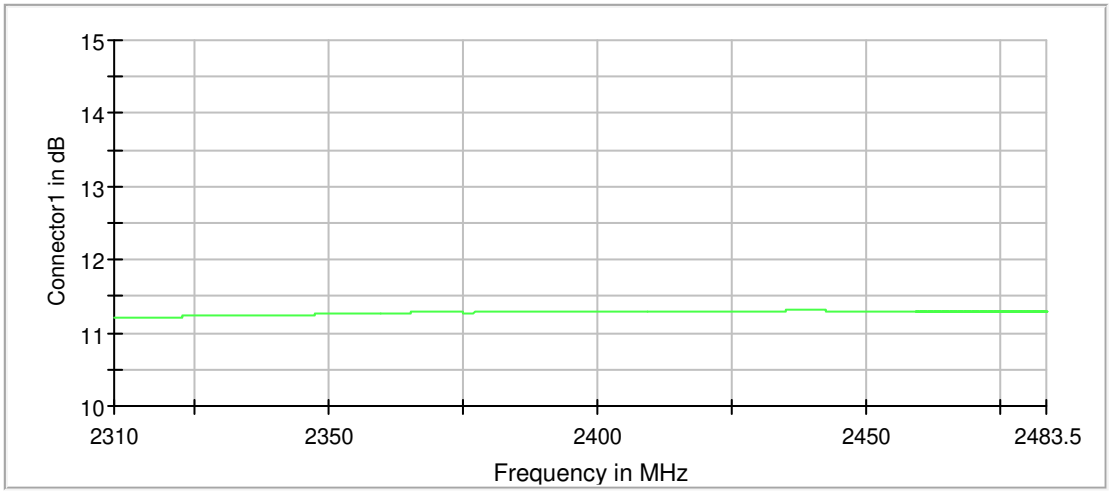

Connector1

Band Edge Connector 1_0

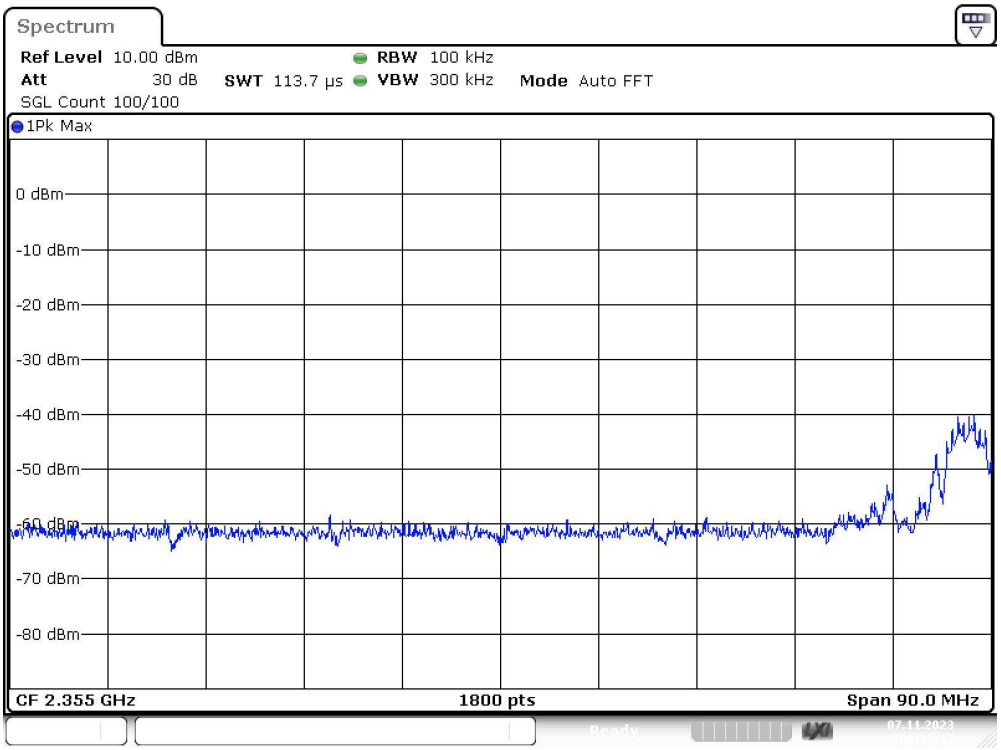

Date: 7.NOV.2023 06:15:15

Band Edge Connector 1_1

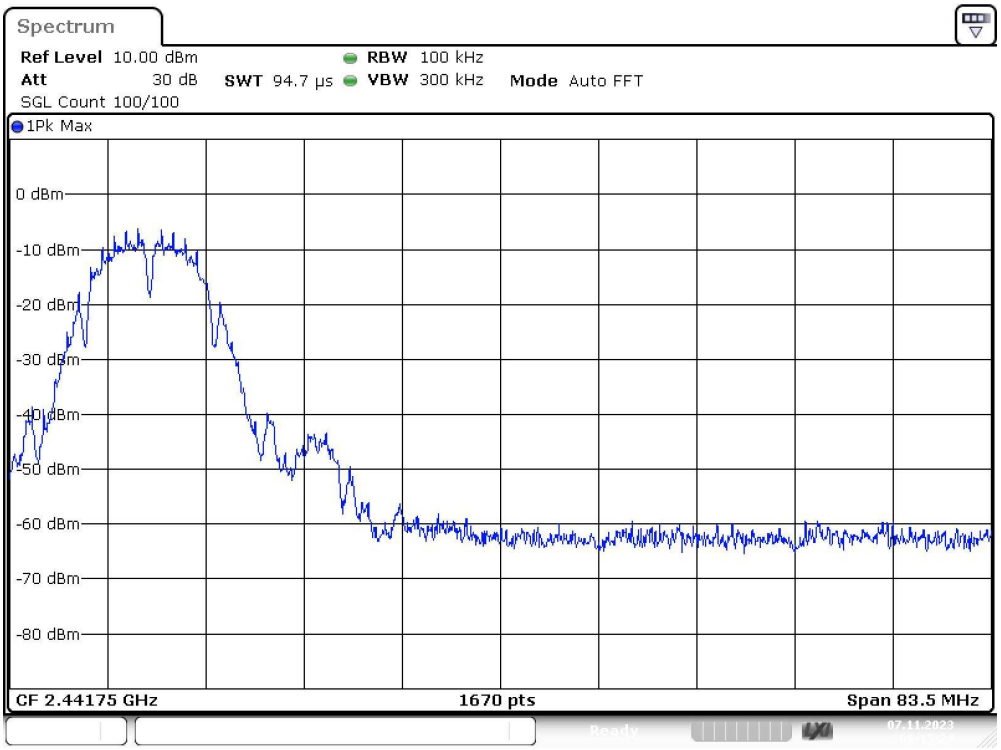

Date: 7.NOV.2023 06:15:24

Measurement 1

Setting	Instrument Value	Target Value
Start Frequency	2.31000 GHz	2.31000 GHz
Stop Frequency	2.40000 GHz	2.40000 GHz
Span	90.000 MHz	90.000 MHz
RBW	100.000 kHz	<= 100.000 kHz
VBW	300.000 kHz	>= 300.000 kHz
SweepPoints	1800	~ 1800
Sweeptime	113.672 µs	AUTO
Reference Level	10.000 dBm	10.000 dBm
Attenuation	30.000 dB	AUTO
Detector	MaxPeak	MaxPeak
SweepCount	100	100
Filter	3 dB	3 dB
Trace Mode	Max Hold	Max Hold
Sweeptype	FFT	AUTO
Preamp	off	off
Stablemode	Trace	Trace
Stablevalue	0.50 dB	0.50 dB
Run	7 / max. 11	max. 11
Stable	1 / 1	1
Max Stable Difference	0.00 dB	0.50 dB

Measurement 2

Setting	Instrument Value	Target Value
Start Frequency	2.40000 GHz	2.40000 GHz
Stop Frequency	2.48350 GHz	2.48350 GHz
Span	83.500 MHz	83.500 MHz
RBW	100.000 kHz	<= 100.000 kHz
VBW	300.000 kHz	>= 300.000 kHz

SweepPoints	**1670**	**~ 1670**
Sweeptime	**94.727 µs**	**AUTO**
Reference Level	**10.000 dBm**	**10.000 dBm**
Attenuation	**30.000 dB**	**AUTO**
Detector	**MaxPeak**	**MaxPeak**
SweepCount	**100**	**100**
Filter	**3 dB**	**3 dB**
Trace Mode	**Max Hold**	**Max Hold**
Sweeptype	**FFT**	**AUTO**
Preamp	**off**	**off**
Stablemode	**Trace**	**Trace**
Stablevalue	**0.50 dB**	**0.50 dB**
Run	**1 / max. 1**	**max. 1**
Stable	**0 / 1**	**1**
Max Stable Difference	**0.00 dB**	**0.50 dB**

Tx Spurious Emission (2412 MHz; 20.000 dBm; 20 MHz)

Customized settings.

Test according to FCC title 47 part 15 §15.247(d), KDB 558074 D01 DTS Meas Guidance v03r05 and ANSI C63.10-2013

Result

DUT Frequency (MHz)	Result
2412.000000	PASS

Final measurements

Frequency (MHz)	Level Pre Measurement (dBm)	level (dBm)	Limit (dBm)	Margin (dB)	Result
---	---	---	---	---	---

Pre Measurements

Frequency (MHz)	Level (dBm)	Margin (dB)	Limit (dBm)
2395.022822	-29.6	15.3	-14.3
2400.000000	-31.6	17.3	-14.3
19403.460447	-46.8	32.5	-14.3
4823.686064	-47.0	32.7	-14.3
19408.604520	-48.0	33.7	-14.3
2385.068465	-48.0	33.7	-14.3
19421.832138	-48.1	33.8	-14.3
19407.134785	-48.1	33.9	-14.3
19411.543991	-48.3	34.1	-14.3
7236.256594	-48.7	34.4	-14.3
19412.278858	-48.8	34.5	-14.3
19415.953197	-49.0	34.7	-14.3
19429.915682	-49.0	34.7	-14.3
19435.059756	-49.0	34.8	-14.3
19417.422932	-49.1	34.8	-14.3

Measurement Settings

Start Frequency (MHz)	Stop Frequency (MHz)	Pre Measurement	Final Measurement
1.000000	2400.000000	1	1
2483.500000	26000.000000	2	2

Spurious

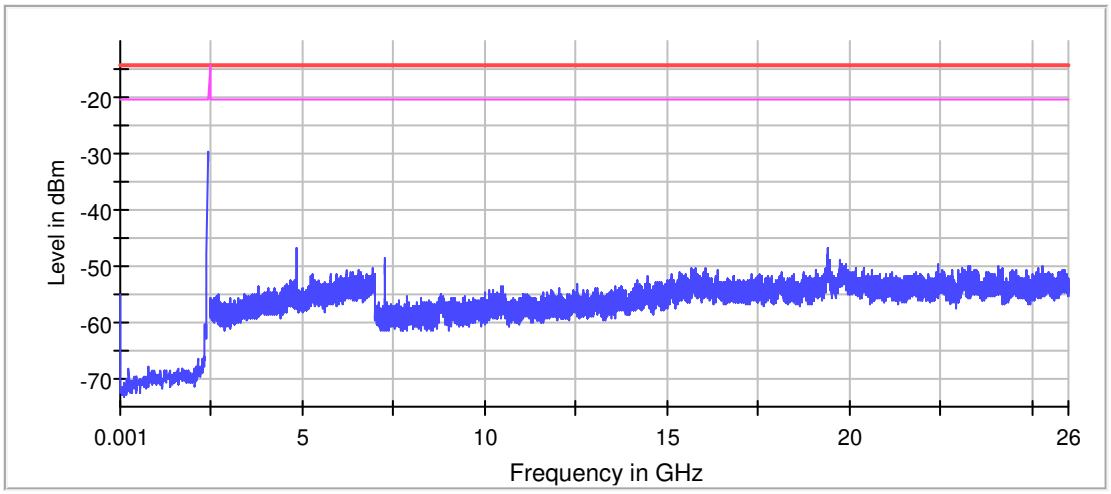

Limit Sum Level Threshold Critical Final Critical

Gain

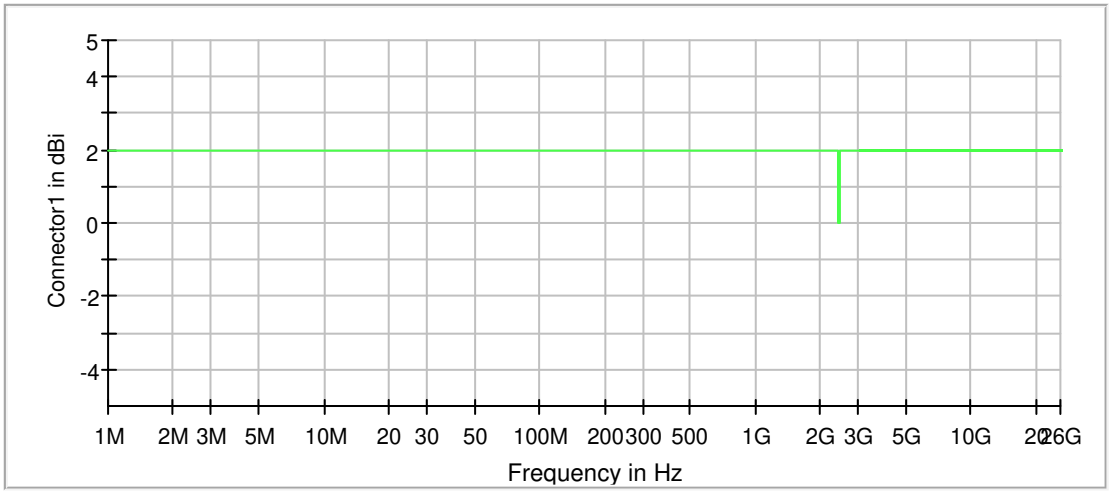

Connector1

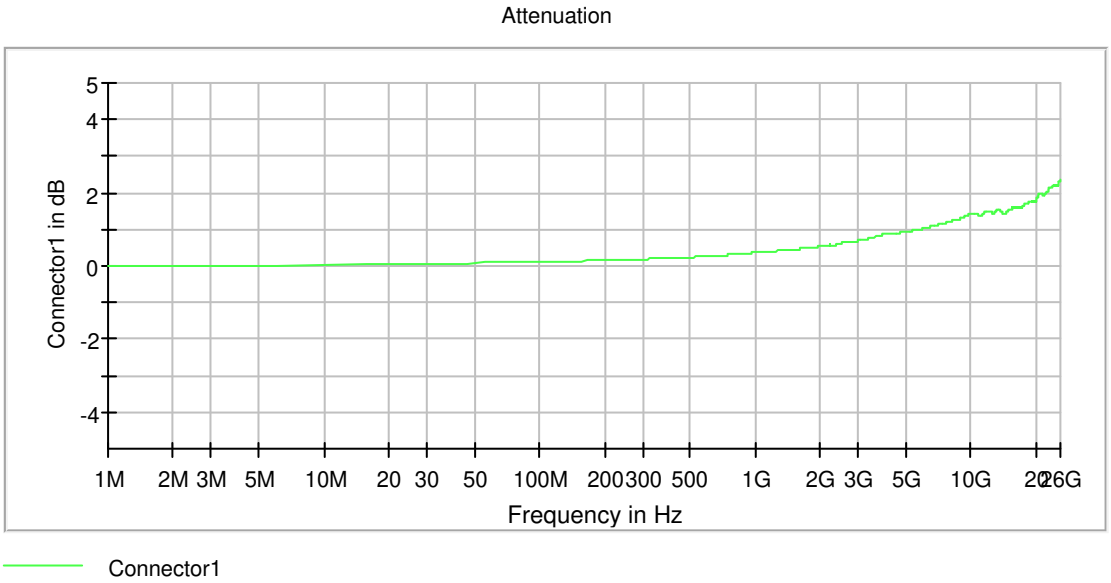

Spurious Connector 1_0

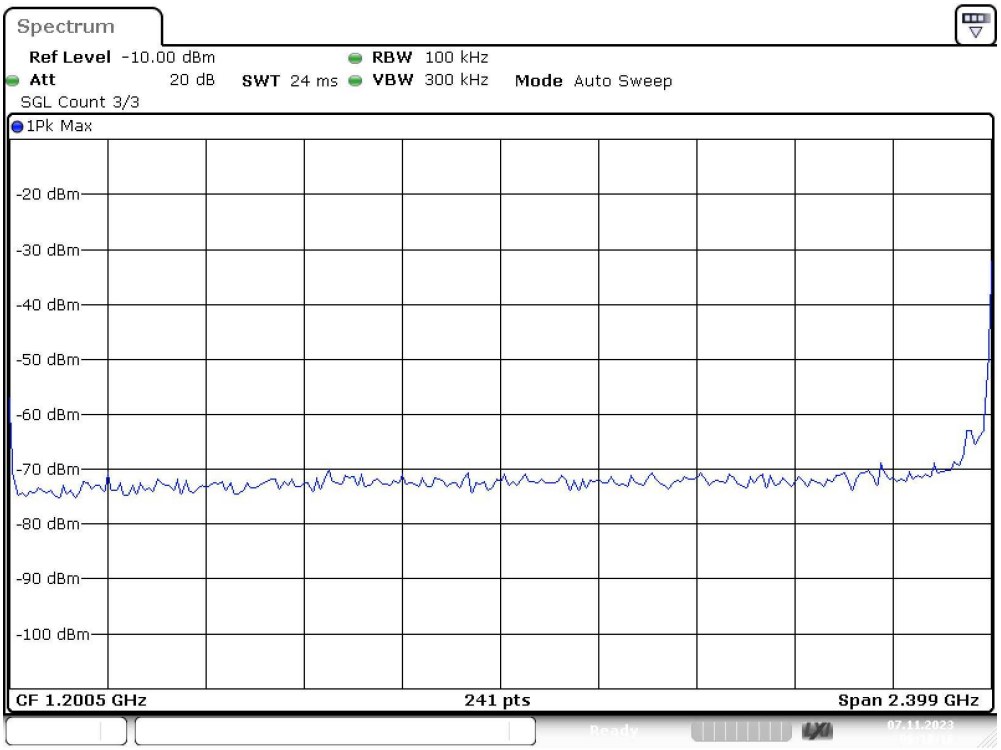

Date: 7.NOV.2023 06:18:16

Spurious Connector 1_1

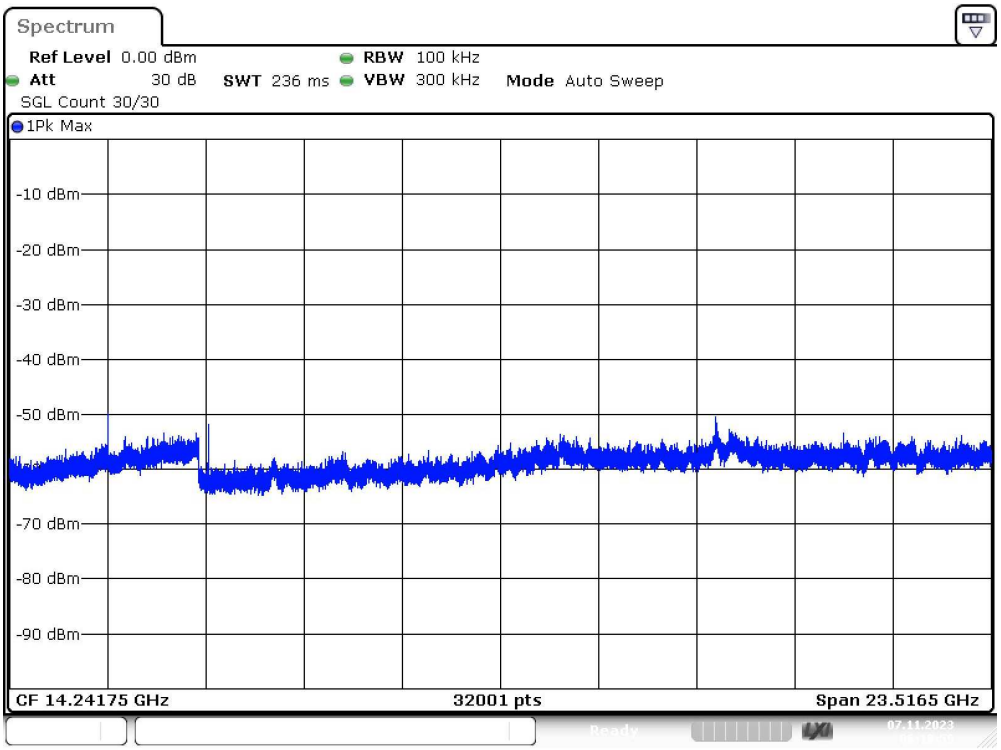

Date: 7.NOV.2023 06:18:59

Pre Measurement 1

Setting	Instrument Value	Target Value
RBW	100.000 kHz	<= 100.000 kHz
VBW	300.000 kHz	>= 300.000 kHz
SweepPoints	241	~ 241
Sweeptime	24.000 ms	AUTO
Reference Level	-10.000 dBm	-30.000 dBm
Attenuation	20.000 dB	AUTO
Detector	MaxPeak	MaxPeak
SweepCount	3	3
Filter	3 dB	3 dB
Trace Mode	Max Hold	Max Hold
Sweeptype	Sweep	AUTO
Preamp	off	off
Stablemode	Trace	Trace
Stablevalue	0.50 dB	0.50 dB
Run	1 / max. 1	max. 1
Stable	0 / 1	1
Max Stable Difference	0.00 dB	0.50 dB

Pre Measurement 2

Setting	Instrument Value	Target Value
RBW	100.000 kHz	<= 100.000 kHz
VBW	300.000 kHz	>= 300.000 kHz
SweepPoints	32001	~ 470330
Sweeptime	236.000 ms	AUTO
Reference Level	0.000 dBm	-30.000 dBm
Attenuation	30.000 dB	AUTO
Detector	MaxPeak	MaxPeak
SweepCount	30	30

Filter	**3 dB**	**3 dB**
Trace Mode	**Max Hold**	**Max Hold**
Sweeptype	**Sweep**	**AUTO**
Preamp	**off**	**off**
Stablemode	**Trace**	**Trace**
Stablevalue	**1.00 dB**	**1.00 dB**
Run	**1 / max. 1**	**max. 1**
Stable	**0 / 3**	**3**
Max Stable Difference	**0.00 dB**	**1.00 dB**

Emission Bandwidth 20 dB (2437 MHz; 20.000 dBm; 20 MHz)

Customized settings.

Test according to FCC title 47 part 15 §15.247(a), KDB 558074 D01 DTS Meas Guidance v03r05 and ANSI C63.10-2013

20 dB Bandwidth

DUT Frequency (MHz)	Bandwidth (MHz)	Limit Min (MHz)	Limit Max (MHz)	Band Edge Left (MHz)	Band Edge Right (MHz)
2437.000000	14.300000	---	---	2429.750000	2444.050000

(continuation of the "20 dB Bandwidth" table from column 6 ...)

DUT Frequency (MHz)	Max Level (dBm)	Result
2437.000000	4.8	PASS

20 dB Bandwidth

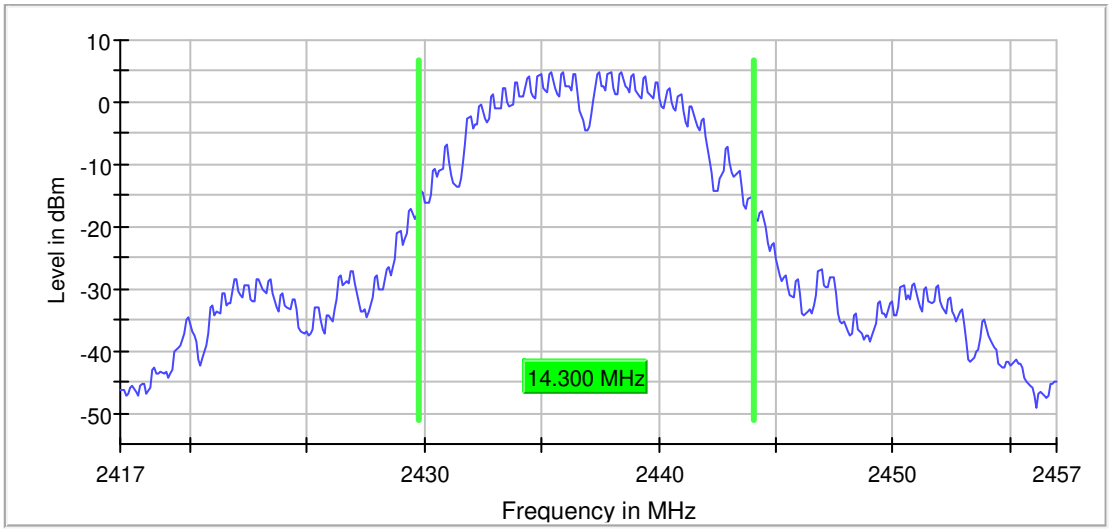

99 % Bandwidth

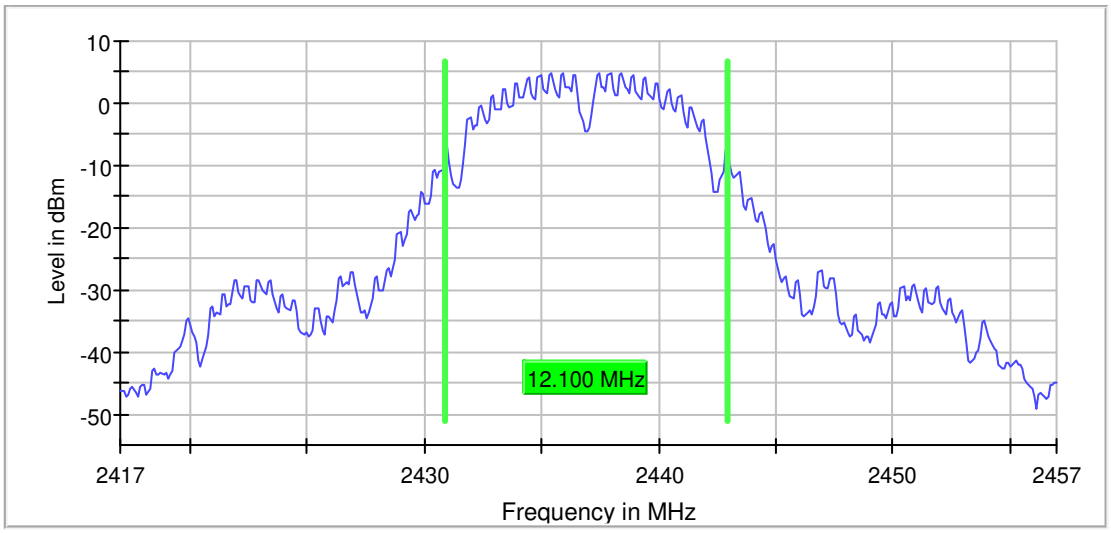

Bandwidth

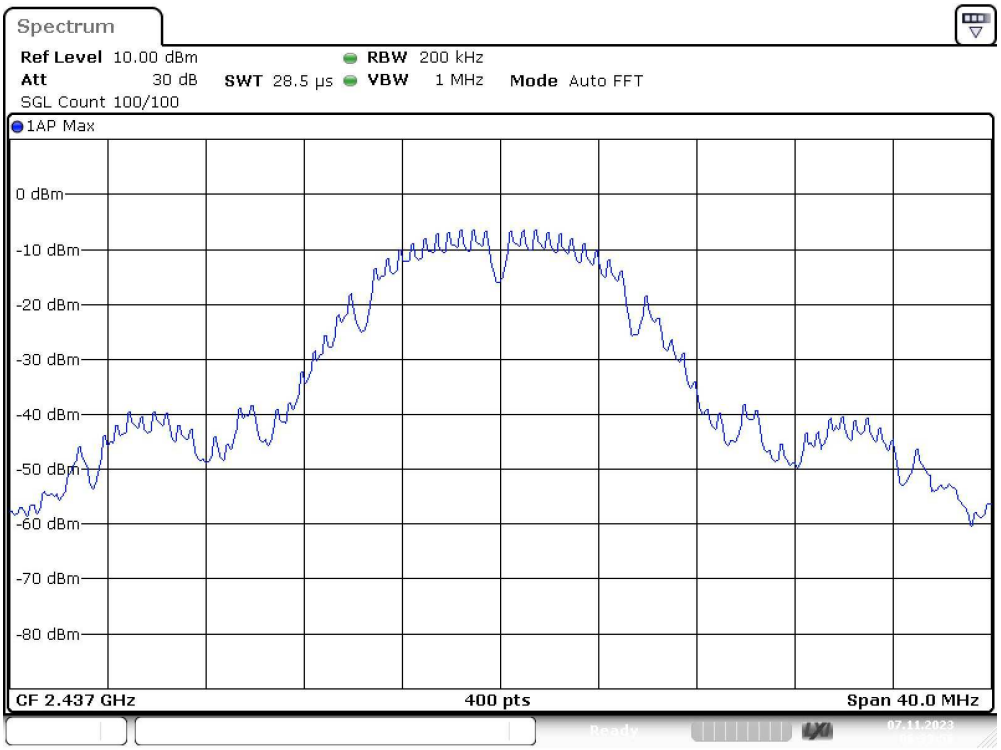

Date: 7.NOV.2023 06:33:56

Measurement

Setting	Instrument Value	Target Value
Start Frequency	2.41700 GHz	2.41700 GHz
Stop Frequency	2.45700 GHz	2.45700 GHz
Span	40.000 MHz	40.000 MHz
RBW	200.000 kHz	>= 200.000 kHz
VBW	1.000 MHz	>= 600.000 kHz
SweepPoints	400	~ 400
Sweeptime	28.477 µs	AUTO
Reference Level	10.000 dBm	10.000 dBm
Attenuation	30.000 dB	AUTO
Detector	Peak	Peak
SweepCount	100	100
Filter	3 dB	3 dB
Trace Mode	Max Hold	Max Hold
Sweeptype	FFT	AUTO
Preamp	off	off
Stablemode	Trace	Trace
Stablevalue	0.50 dB	0.50 dB
Run	1 / max. 1	max. 1
Stable	0 / 1	1
Max Stable Difference	0.00 dB	0.50 dB

Minimum Emission Bandwidth 6 dB (2437 MHz; 20.000 dBm; 20 MHz)

Customized settings.

Test according to FCC title 47 part 15 §15.247(a), KDB 558074 D01 DTS Meas Guidance v03r05 and ANSI C63.10-2013

6 dB Bandwidth

DUT Frequency (MHz)	Bandwidth (MHz)	Limit Min (MHz)	Limit Max (MHz)	Band Edge Left (MHz)	Band Edge Right (MHz)
2437.000000	8.200000	0.500000	---	2432.825000	2441.025000

(continuation of the "6 dB Bandwidth" table from column 6 ...)

DUT Frequency (MHz)	Max Level (dBm)	Result
2437.000000	4.0	PASS

6 dB Bandwidth

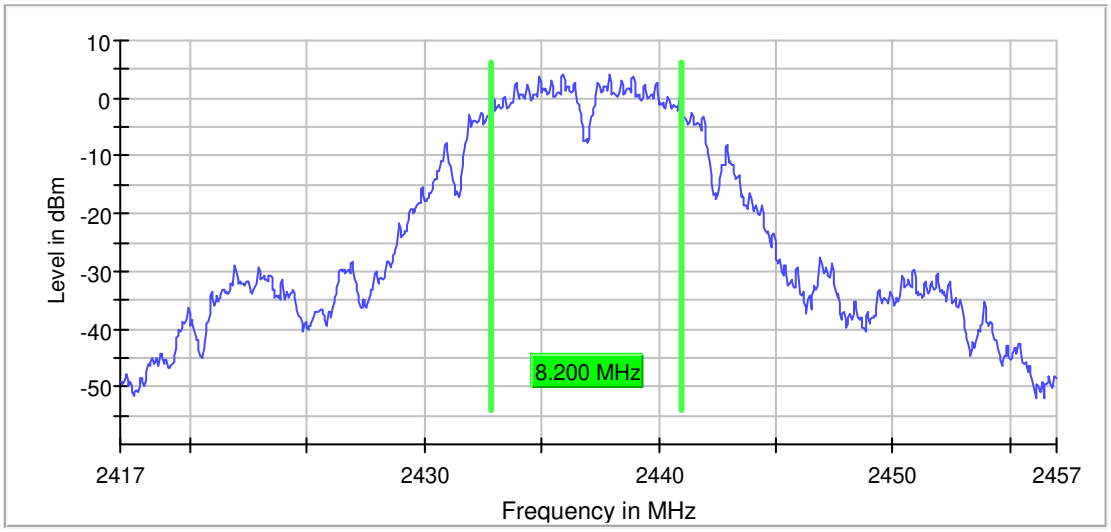

Bandwidth

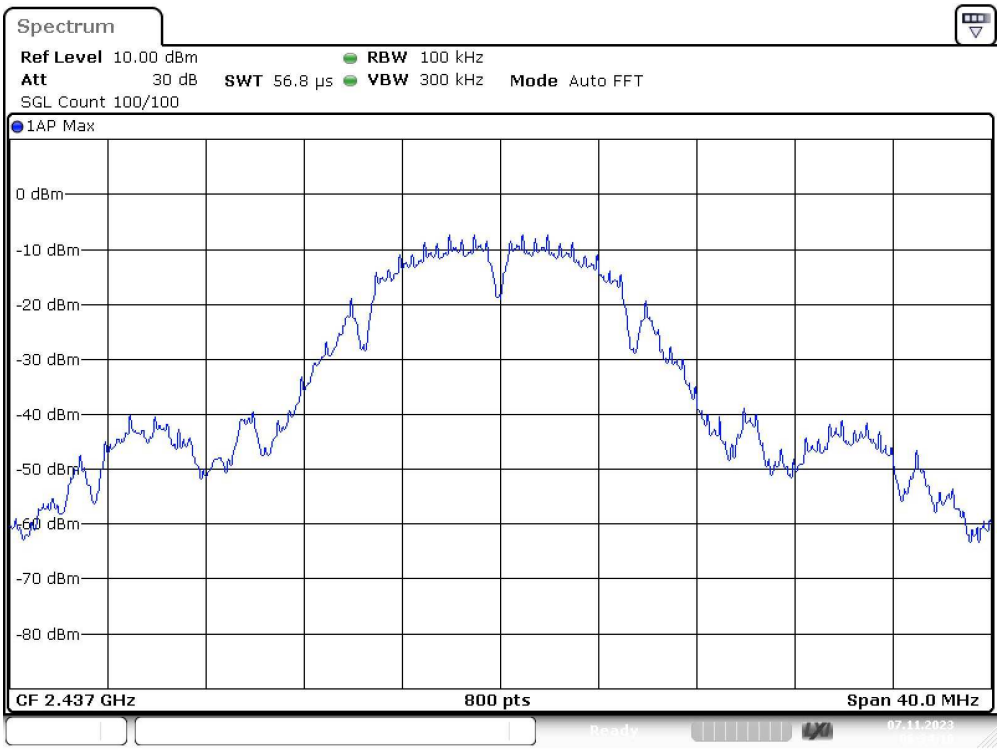

Date: 7.NOV.2023 06:34:10

Measurement

Setting	Instrument Value	Target Value
Start Frequency	2.41700 GHz	2.41700 GHz
Stop Frequency	2.45700 GHz	2.45700 GHz
Span	40.000 MHz	40.000 MHz
RBW	100.000 kHz	~ 100.000 kHz
VBW	300.000 kHz	~ 300.000 kHz
SweepPoints	800	~ 800
Sweeptime	56.836 µs	AUTO
Reference Level	10.000 dBm	10.000 dBm
Attenuation	30.000 dB	AUTO
Detector	Peak	Peak
SweepCount	100	100
Filter	3 dB	3 dB
Trace Mode	Max Hold	Max Hold
Sweeptype	FFT	AUTO
Preamp	off	off
Stablemode	Trace	Trace
Stablevalue	0.50 dB	0.50 dB
Run	1 / max. 1	max. 1
Stable	0 / 1	1
Max Stable Difference	0.00 dB	0.50 dB

RF output power (2437 MHz; 20.000 dBm; 20 MHz)

Test according to FCC title 47 part 15 §15.247(b), KDB 558074 D01 DTS Meas Guidance v03r05 and ANSI C63.10-2013

Result

DUT Frequency (MHz)	Gated RMS (dBm)	Limit Max (dBm)	Gated EIRP (dBm)	DutyCycle (%)	Result
2437.000000	13.6	30.0	13.6	99.603	PASS

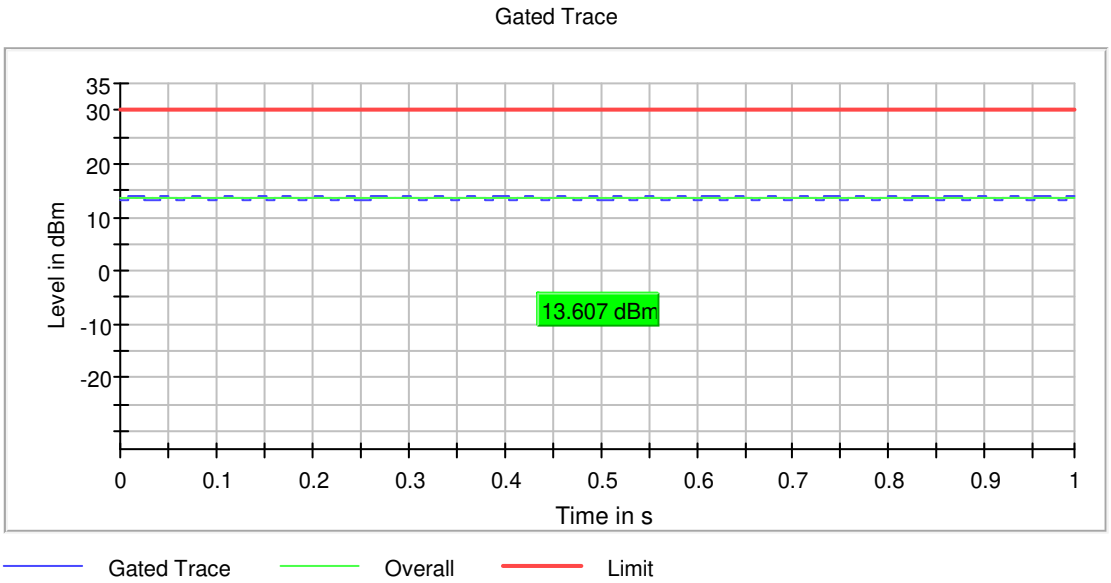

OSP PowerMeter settings

Setting	Instrument Value	Target Value
Measurement Time	1.000 s	1.000 s
Points	1000000	1000000
Time resolution	1.000 µs	1.000 µs

Peak Power Spectral Density (2437 MHz; 20.000 dBm; 20 MHz)

Customized settings.

Test according to FCC title 47 part 15 §15.247(a),(e), KDB 558074 D01 DTS Meas Guidance v03r05 and ANSI C63.10-2013

Result

DUT Frequency (MHz)	Frequency (MHz)	PSD (dBm)	Limit Max (dBm)	Result
2437.000000	2438.425000	4.088	8.0	PASS

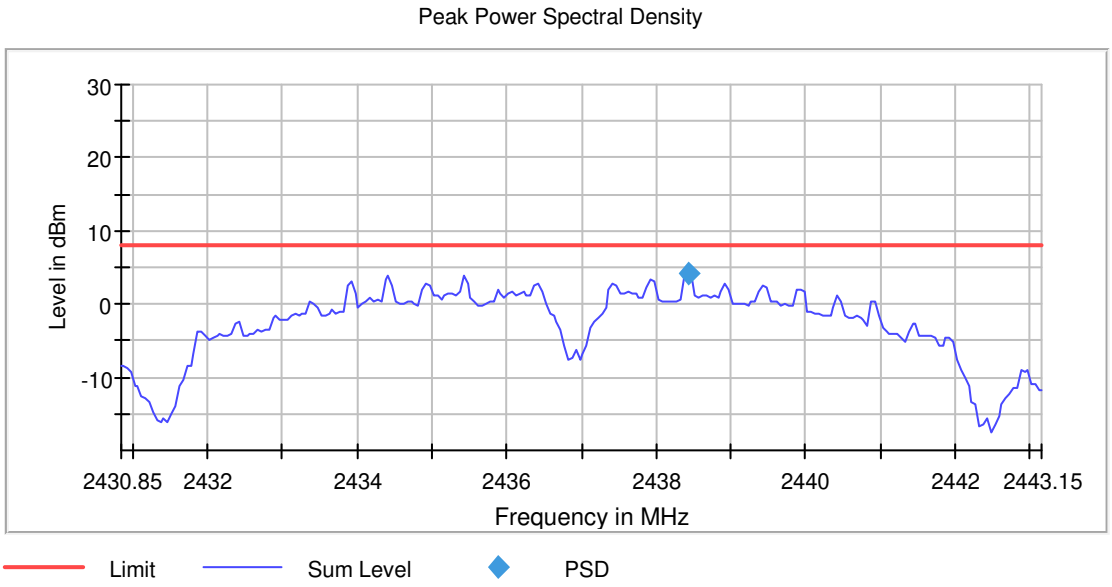

PSD Connector 1

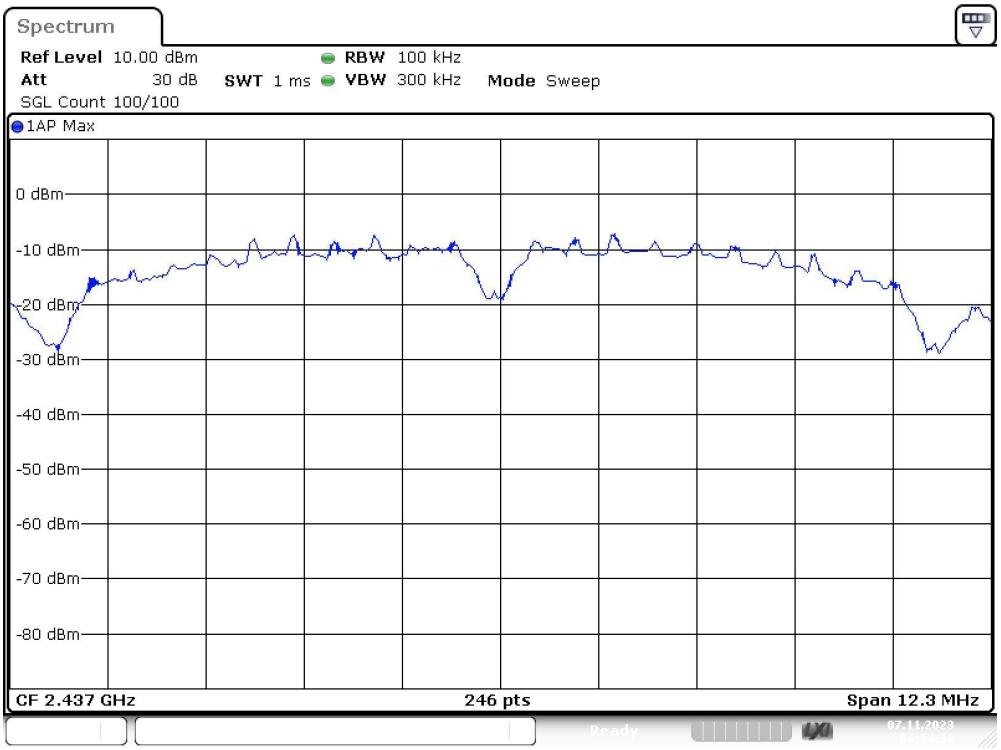

Date: 7.NOV.2023 06:34:38

Measurement

Setting	Instrument Value	Target Value
Start Frequency	2.43085 GHz	2.43085 GHz
Stop Frequency	2.44315 GHz	2.44315 GHz
Span	12.300 MHz	12.300 MHz
RBW	100.000 kHz	<= 100.000 kHz
VBW	300.000 kHz	>= 300.000 kHz
SweepPoints	246	~ 246
Sweeptime	1.010 ms	AUTO
Reference Level	10.000 dBm	10.000 dBm
Attenuation	30.000 dB	AUTO
Detector	Peak	Peak
SweepCount	100	100
Filter	3 dB	3 dB
Trace Mode	Max Hold	Max Hold
Sweeptype	Sweep	Sweep
Preamp	off	off
Stablemode	Trace	Trace
Stablevalue	0.50 dB	0.50 dB
Run	1 / max. 1	max. 1
Stable	0 / 1	1
Max Stable Difference	0.00 dB	0.50 dB

Tx Spurious Emission (2437 MHz; 20.000 dBm; 20 MHz)

Customized settings.

Test according to FCC title 47 part 15 §15.247(d), KDB 558074 D01 DTS Meas Guidance v03r05 and ANSI C63.10-2013

Result

DUT Frequency (MHz)	Result
2437.000000	PASS

Final measurements

Frequency (MHz)	Level Pre Measurement (dBm)	level (dBm)	Limit (dBm)	Margin (dB)	Result
---	---	---	---	---	---

Pre Measurements

Frequency (MHz)	Level (dBm)	Margin (dB)	Limit (dBm)
4873.853497	-43.1	27.2	-15.9
7311.255898	-48.9	33.0	-15.9
4873.712361	-49.1	33.2	-15.9
4873.994633	-49.1	33.2	-15.9
7309.193463	-49.6	33.7	-15.9
7312.287116	-50.2	34.3	-15.9
7310.224680	-50.8	34.9	-15.9
7309.880941	-50.9	35.0	-15.9
7311.599638	-51.0	35.1	-15.9
7312.630855	-51.7	35.8	-15.9
4870.889636	-51.8	35.9	-15.9
7308.162245	-51.8	35.9	-15.9
7307.818506	-52.1	36.2	-15.9
7311.943377	-52.3	36.4	-15.9
7309.537202	-52.6	36.7	-15.9

Measurement Settings

Start Frequency (MHz)	Stop Frequency (MHz)	Pre Measurement	Final Measurement
1.000000	1000.000000	1	1
1000.000000	2400.000000	2	2
2483.500000	7000.000000	2	2
7000.000000	18000.000000	2	2
18000.000000	26000.000000	2	2

Spurious

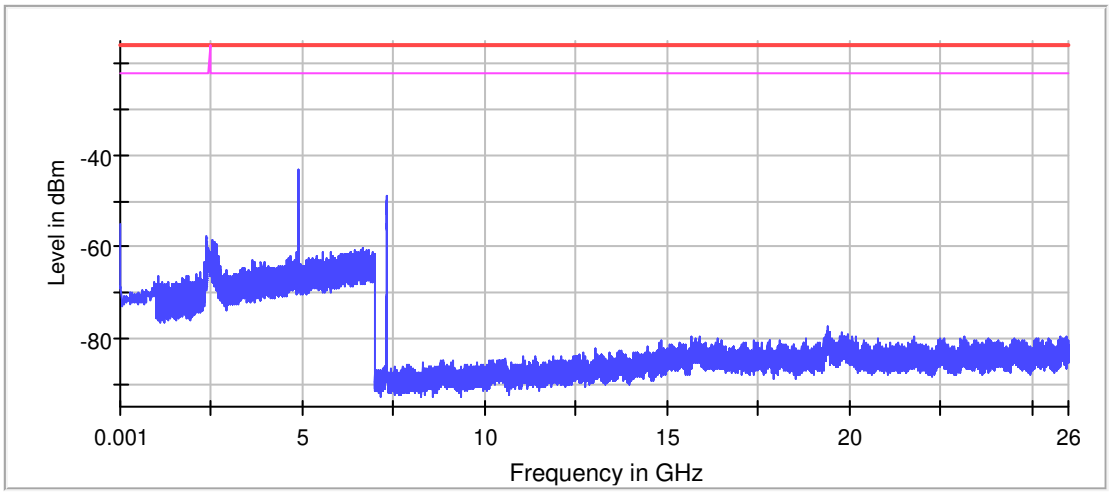

Limit Sum Level Threshold Critical Final Critical

Gain

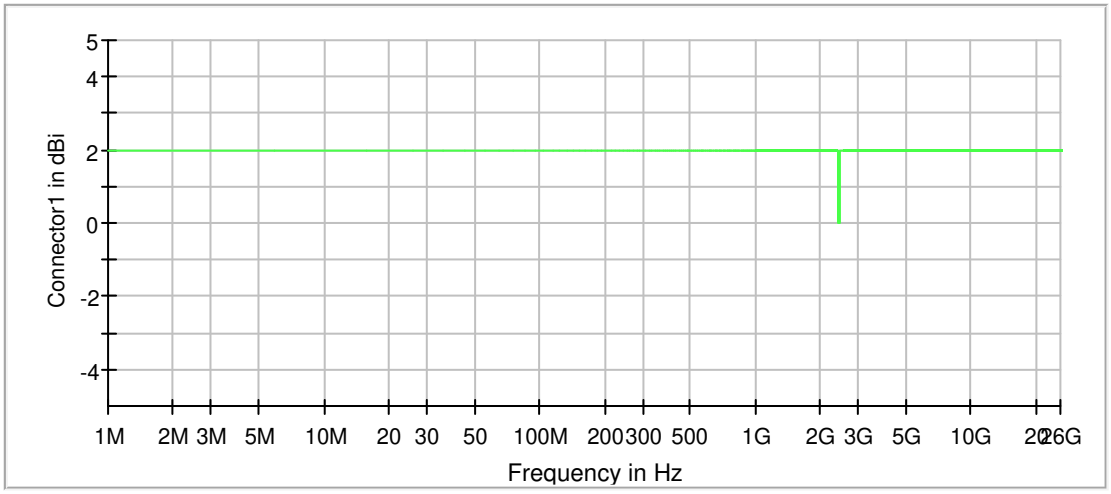

Connector1

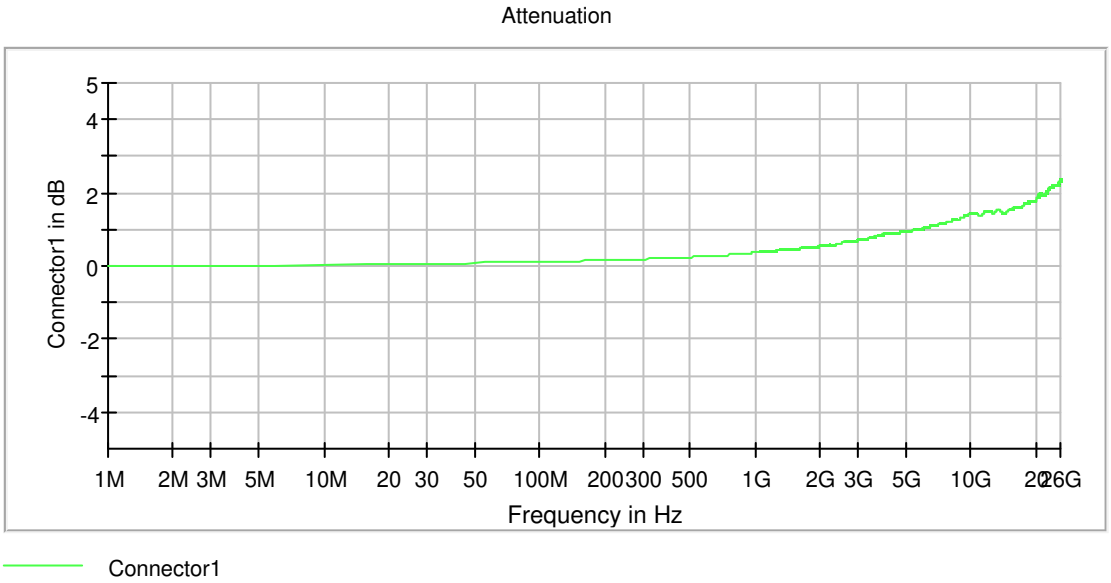

Spurious Connector 1_0

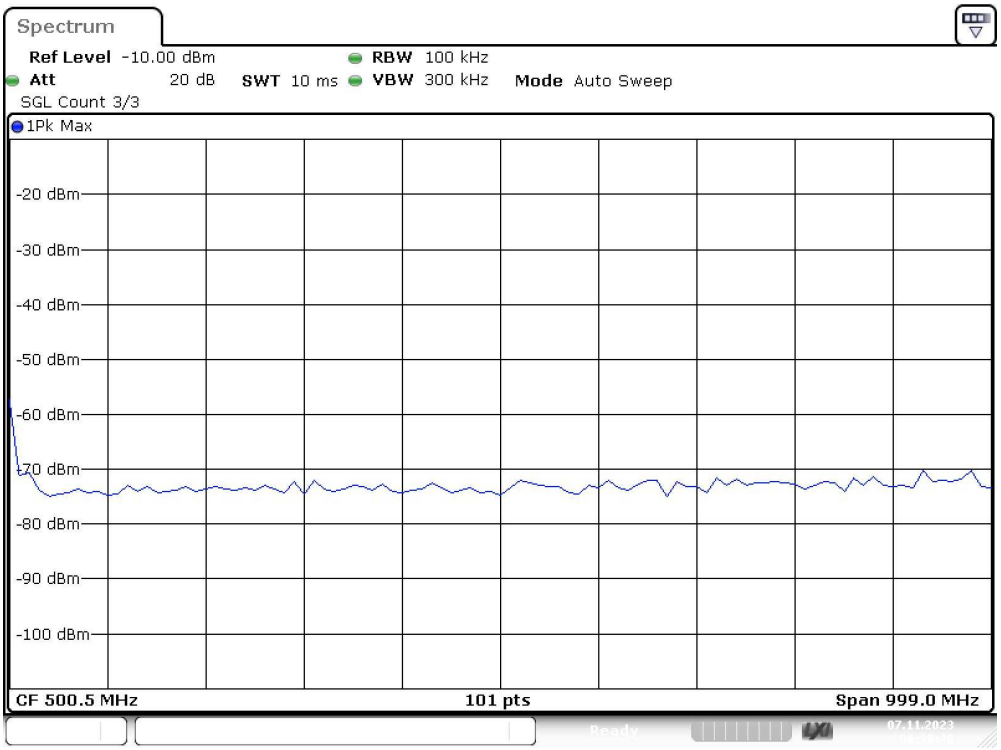

Date: 7.NOV.2023 06:38:41

Spurious Connector 1_1

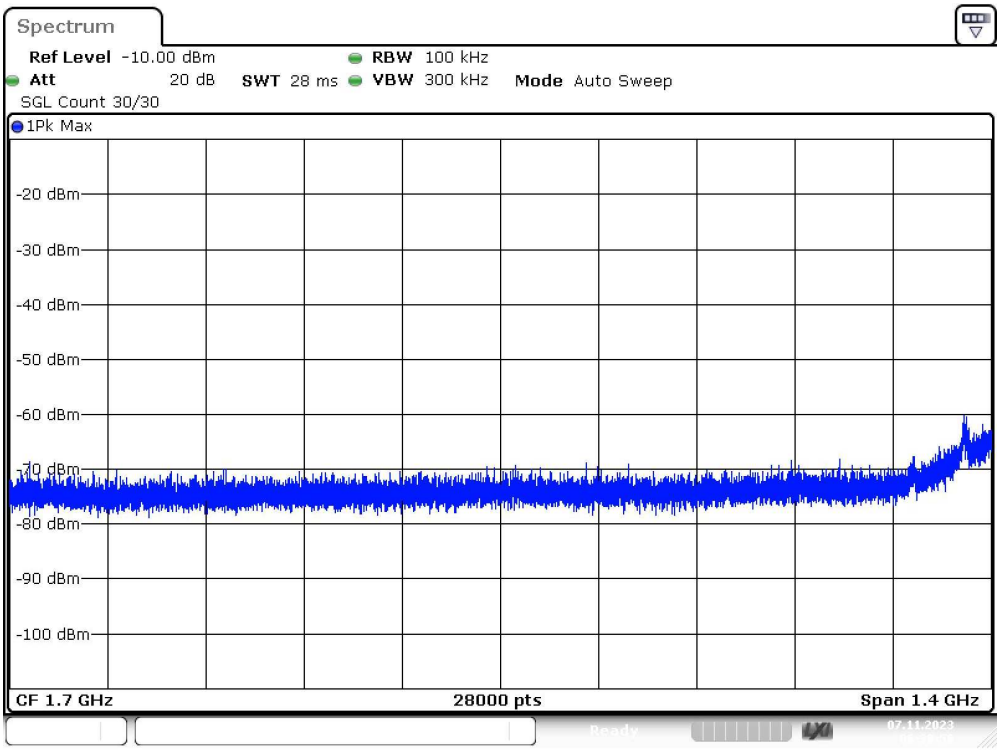

Date: 7.NOV.2023 06:38:58

Spurious Connector 1_2

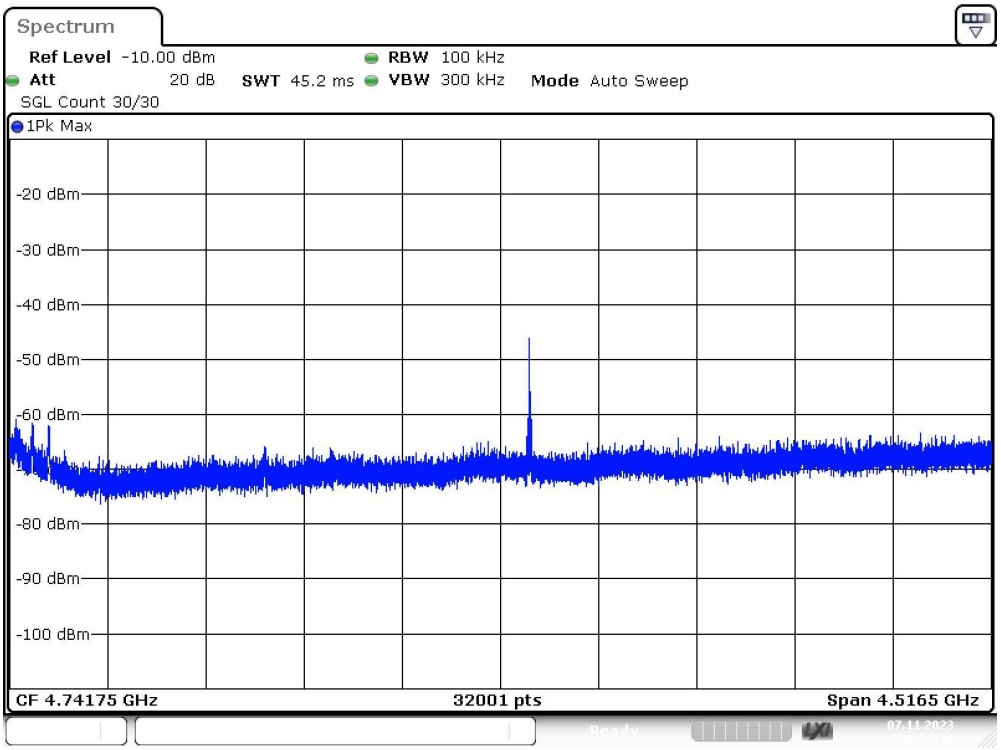

Date: 7.NOV.2023 06:39:18

Spurious Connector 1_3

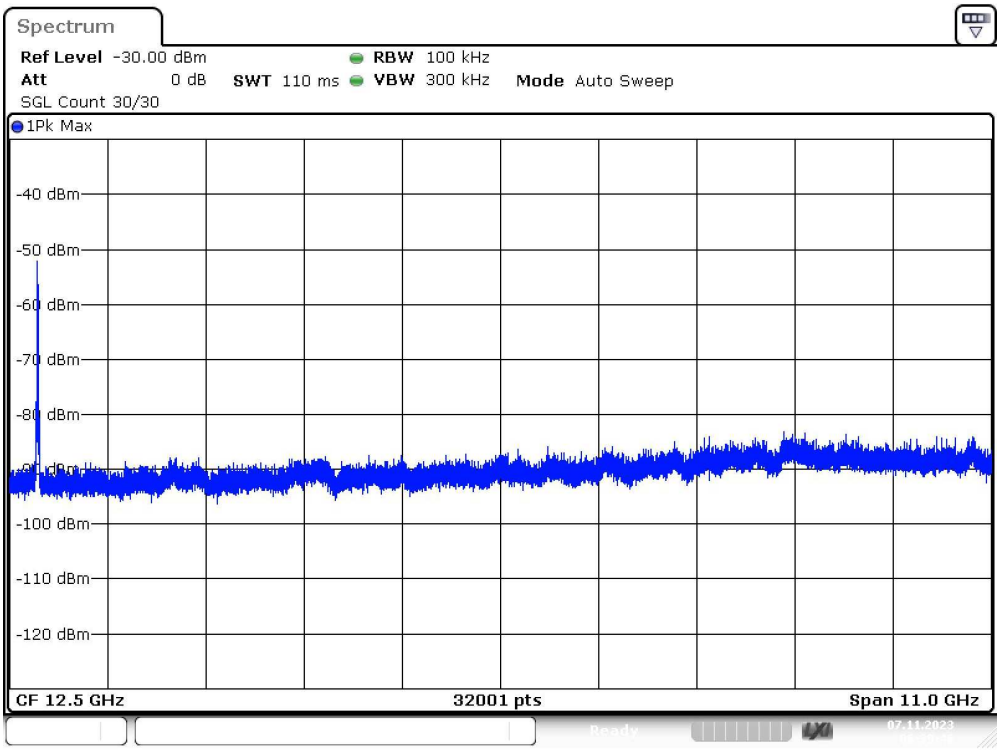

Date: 7.NOV.2023 06:39:46

Spurious Connector 1_4

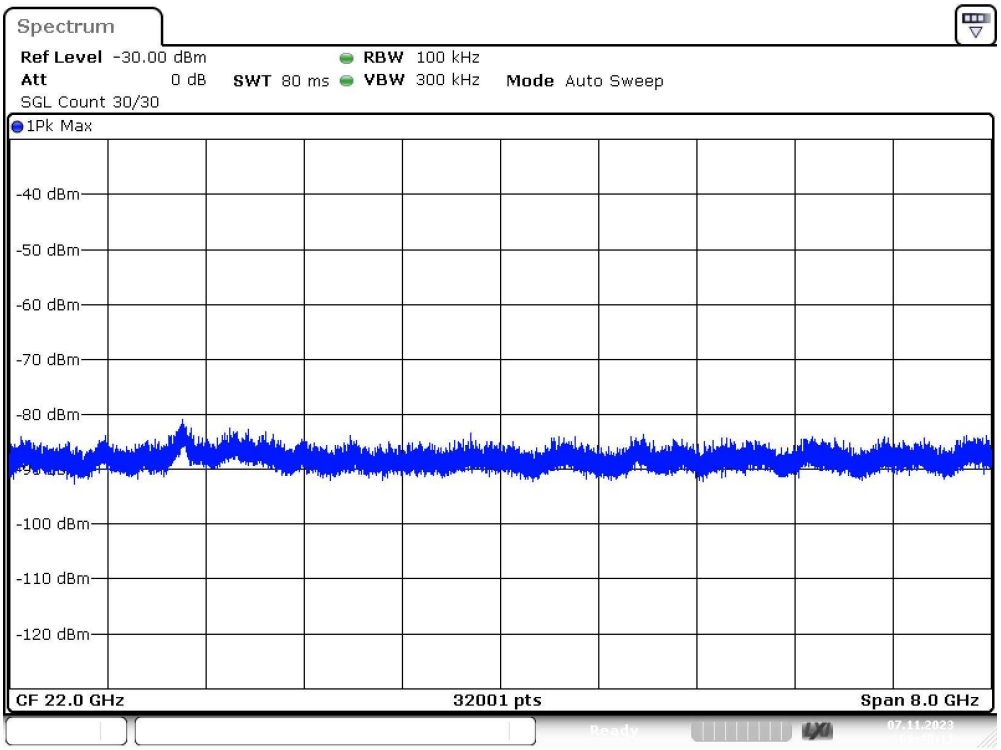

Date: 7.NOV.2023 06:40:11

Pre Measurement 1

Setting	Instrument Value	Target Value
RBW	100.000 kHz	<= 100.000 kHz
VBW	300.000 kHz	>= 300.000 kHz
SweepPoints	101	~ 101
Sweeptime	9.990 ms	AUTO
Reference Level	-10.000 dBm	-30.000 dBm
Attenuation	20.000 dB	AUTO
Detector	MaxPeak	MaxPeak
SweepCount	3	3
Filter	3 dB	3 dB
Trace Mode	Max Hold	Max Hold
Sweeptype	Sweep	AUTO
Preamp	off	off
Stablemode	Trace	Trace
Stablevalue	1.00 dB	1.00 dB
Run	1 / max. 1	max. 1
Stable	0 / 1	1
Max Stable Difference	0.00 dB	1.00 dB

Pre Measurement 2

Setting	Instrument Value	Target Value
RBW	100.000 kHz	<= 100.000 kHz
VBW	300.000 kHz	>= 300.000 kHz
SweepPoints	28000	~ 28000
Sweeptime	28.000 ms	AUTO
Reference Level	-10.000 dBm	-30.000 dBm
Attenuation	20.000 dB	AUTO
Detector	MaxPeak	MaxPeak
SweepCount	30	30

Filter	**3 dB**	**3 dB**
Trace Mode	**Max Hold**	**Max Hold**
Sweeptype	**Sweep**	**AUTO**
Preamp	**off**	**off**
Stablemode	**Trace**	**Trace**
Stablevalue	**1.00 dB**	**1.00 dB**
Run	**1 / max. 1**	**max. 1**
Stable	**0 / 3**	**3**
Max Stable Difference	**0.00 dB**	**1.00 dB**

Emission Bandwidth 20 dB (2462 MHz; 20.000 dBm; 20 MHz)

Customized settings.

Test according to FCC title 47 part 15 §15.247(a), KDB 558074 D01 DTS Meas Guidance v03r05 and ANSI C63.10-2013

20 dB Bandwidth

DUT Frequency (MHz)	Bandwidth (MHz)	Limit Min (MHz)	Limit Max (MHz)	Band Edge Left (MHz)	Band Edge Right (MHz)
2462.000000	14.300000	---	---	2454.750000	2469.050000

(continuation of the "20 dB Bandwidth" table from column 6 ...)

DUT Frequency (MHz)	Max Level (dBm)	Result
2462.000000	5.6	PASS

20 dB Bandwidth

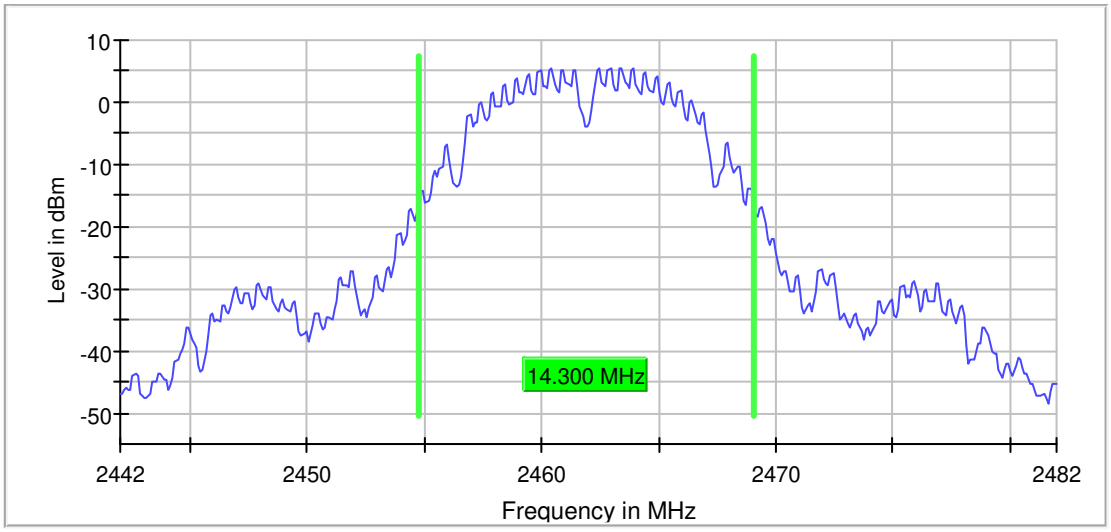

99 % Bandwidth

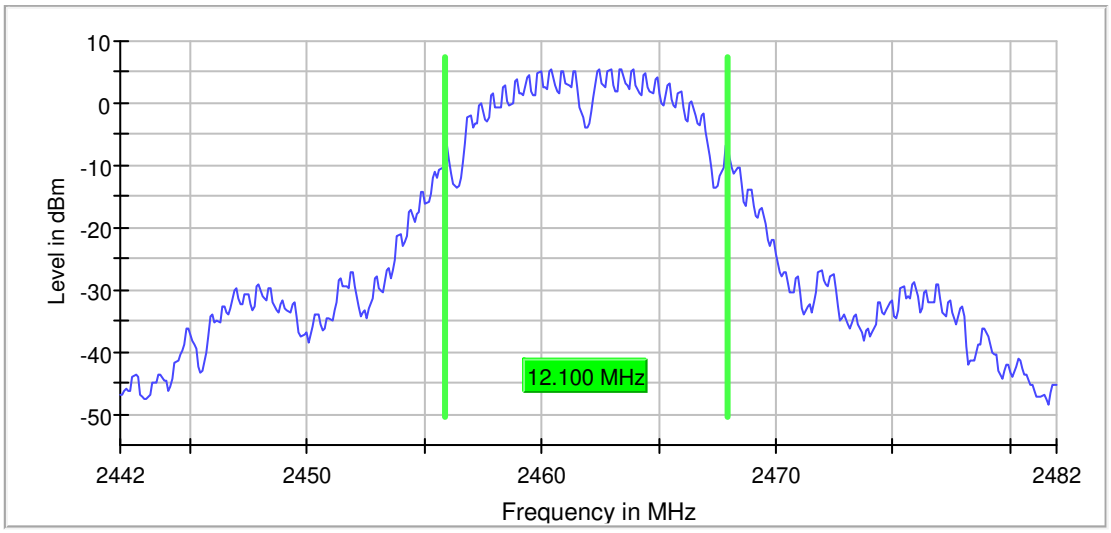

Bandwidth

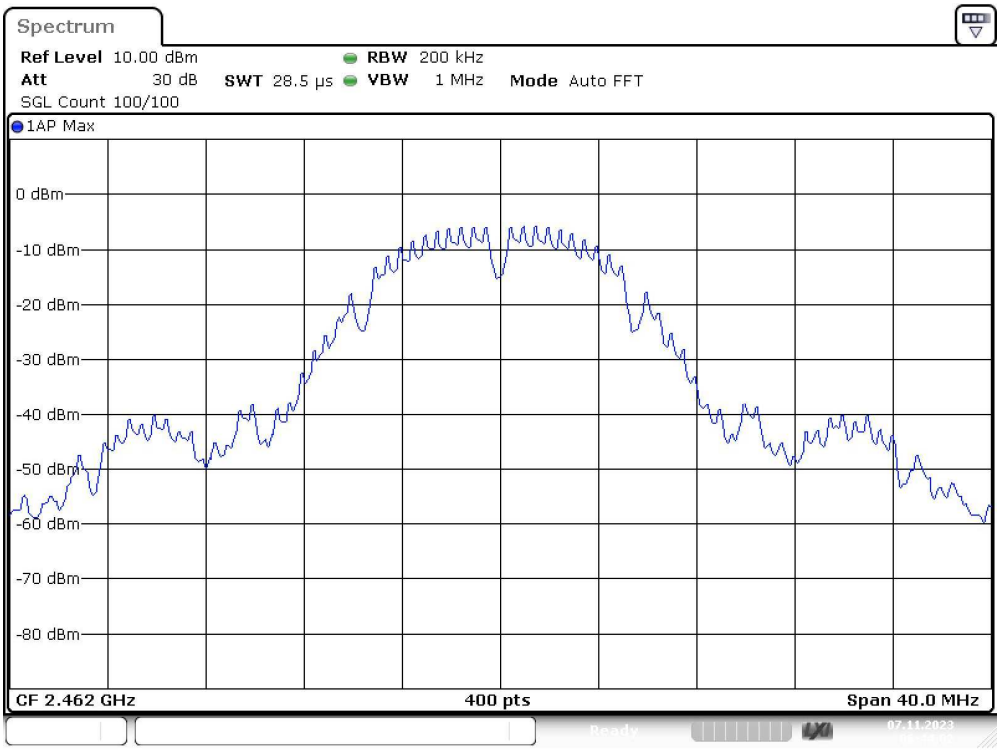

Date: 7.NOV.2023 06:44:02

Measurement

Setting	Instrument Value	Target Value
Start Frequency	2.44200 GHz	2.44200 GHz
Stop Frequency	2.48200 GHz	2.48200 GHz
Span	40.000 MHz	40.000 MHz
RBW	200.000 kHz	>= 200.000 kHz
VBW	1.000 MHz	>= 600.000 kHz
SweepPoints	400	~ 400
Sweeptime	28.477 µs	AUTO
Reference Level	10.000 dBm	10.000 dBm
Attenuation	30.000 dB	AUTO
Detector	Peak	Peak
SweepCount	100	100
Filter	3 dB	3 dB
Trace Mode	Max Hold	Max Hold
Sweeptype	FFT	AUTO
Preamp	off	off
Stablemode	Trace	Trace
Stablevalue	0.50 dB	0.50 dB
Run	1 / max. 1	max. 1
Stable	0 / 1	1
Max Stable Difference	0.00 dB	0.50 dB

Minimum Emission Bandwidth 6 dB (2462 MHz; 20.000 dBm; 20 MHz)

Customized settings.

Test according to FCC title 47 part 15 §15.247(a), KDB 558074 D01 DTS Meas Guidance v03r05 and ANSI C63.10-2013

6 dB Bandwidth

DUT Frequency (MHz)	Bandwidth (MHz)	Limit Min (MHz)	Limit Max (MHz)	Band Edge Left (MHz)	Band Edge Right (MHz)
2462.000000	9.200000	0.500000	---	2457.325000	2466.525000

(continuation of the "6 dB Bandwidth" table from column 6 ...)

DUT Frequency (MHz)	Max Level (dBm)	Result
2462.000000	3.7	PASS

6 dB Bandwidth

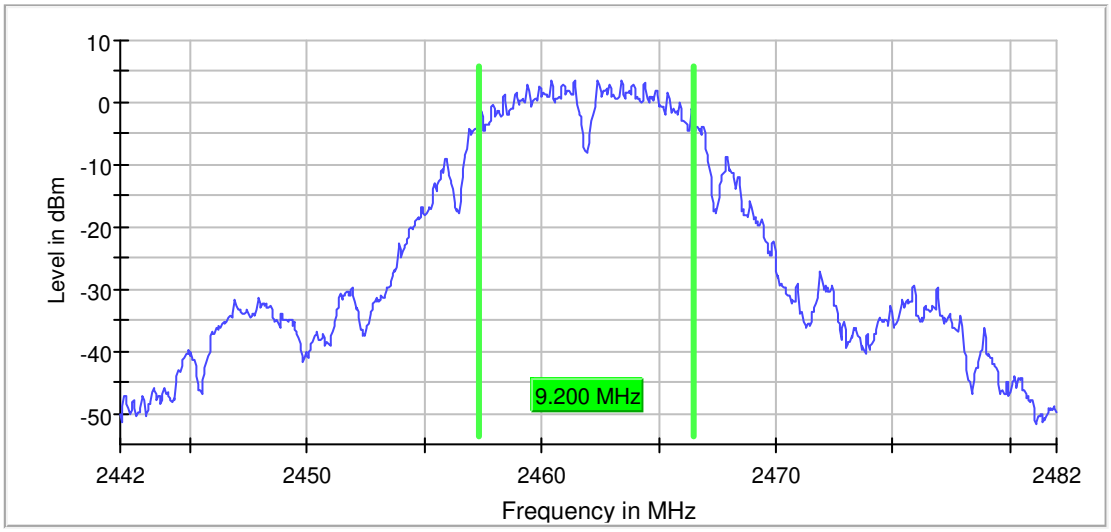

Bandwidth

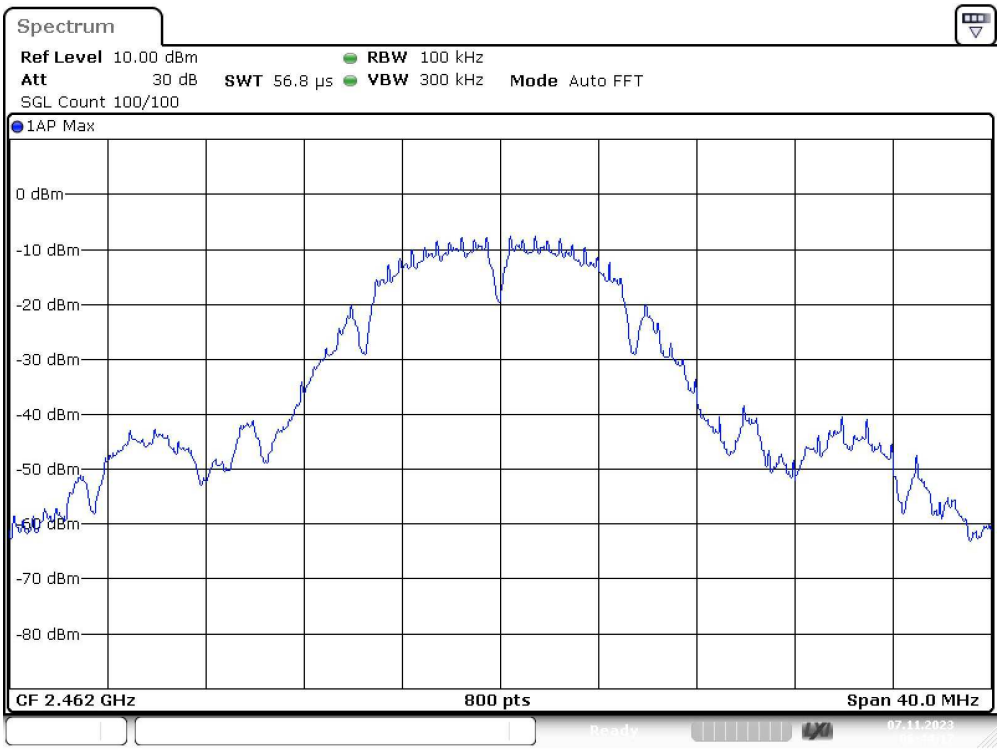

Date: 7.NOV.2023 06:44:17

Measurement

Setting	Instrument Value	Target Value
Start Frequency	2.44200 GHz	2.44200 GHz
Stop Frequency	2.48200 GHz	2.48200 GHz
Span	40.000 MHz	40.000 MHz
RBW	100.000 kHz	~ 100.000 kHz
VBW	300.000 kHz	~ 300.000 kHz
SweepPoints	800	~ 800
Sweeptime	56.836 µs	AUTO
Reference Level	10.000 dBm	10.000 dBm
Attenuation	30.000 dB	AUTO
Detector	Peak	Peak
SweepCount	100	100
Filter	3 dB	3 dB
Trace Mode	Max Hold	Max Hold
Sweeptype	FFT	AUTO
Preamp	off	off
Stablemode	Trace	Trace
Stablevalue	0.50 dB	0.50 dB
Run	1 / max. 1	max. 1
Stable	0 / 1	1
Max Stable Difference	0.00 dB	0.50 dB

RF output power (2462 MHz; 20.000 dBm; 20 MHz)

Test according to FCC title 47 part 15 §15.247(b), KDB 558074 D01 DTS Meas Guidance v03r05 and ANSI C63.10-2013

Result

DUT Frequency (MHz)	Gated RMS (dBm)	Limit Max (dBm)	Gated EIRP (dBm)	DutyCycle (%)	Result
2462.000000	14.1	30.0	14.1	99.603	PASS

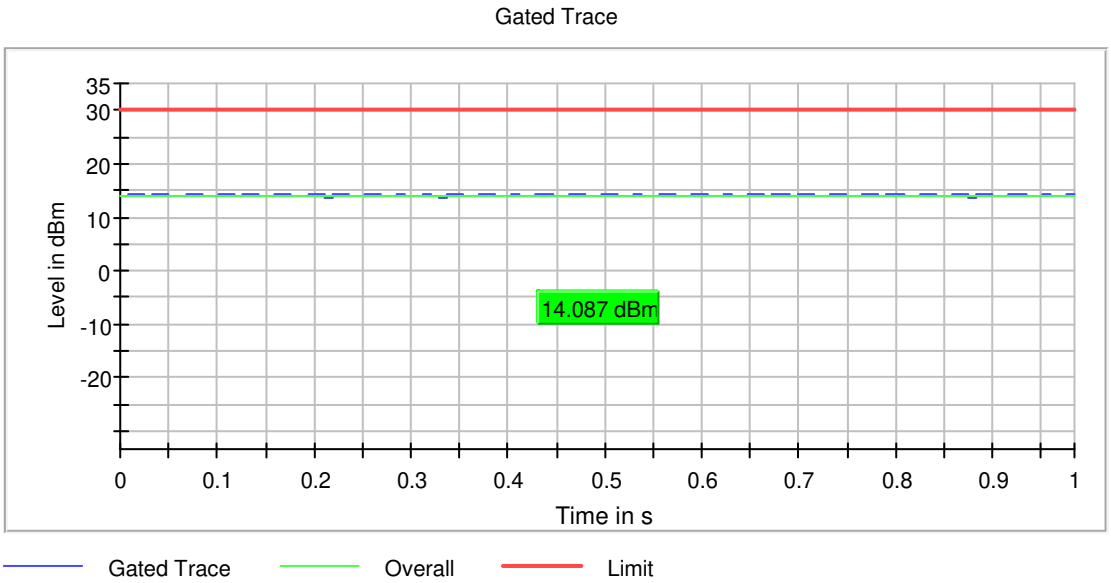

OSP PowerMeter settings

Setting	Instrument Value	Target Value
Measurement Time	1.000 s	1.000 s
Points	1000000	1000000
Time resolution	1.000 µs	1.000 µs

Peak Power Spectral Density (2462 MHz; 20.000 dBm; 20 MHz)

Customized settings.

Test according to FCC title 47 part 15 §15.247(a),(e), KDB 558074 D01 DTS Meas Guidance v03r05 and ANSI C63.10-2013

Result

DUT Frequency (MHz)	Frequency (MHz)	PSD (dBm)	Limit Max (dBm)	Result
2462.000000	2462.925000	5.053	8.0	PASS

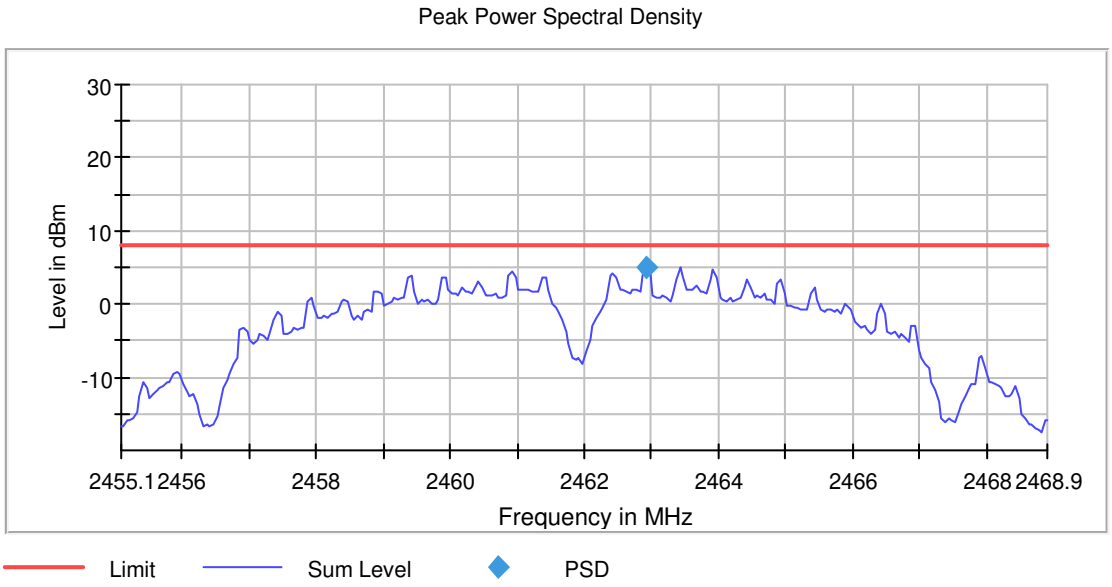

PSD Connector 1

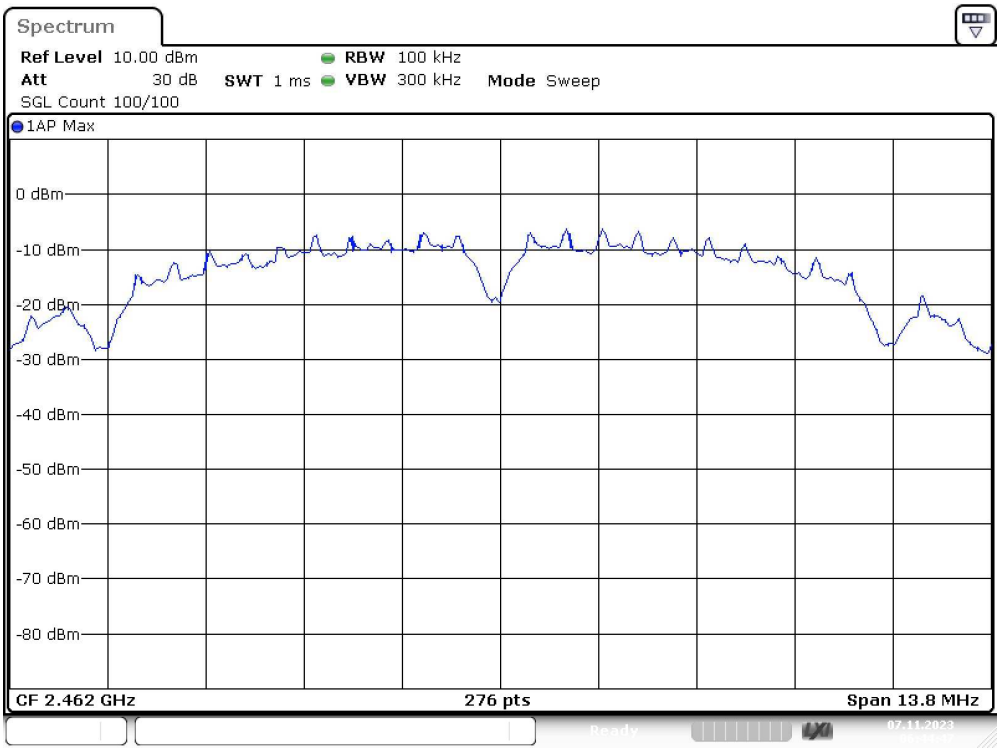

Date: 7.NOV.2023 06:44:47

Measurement

Setting	Instrument Value	Target Value
Start Frequency	2.45510 GHz	2.45510 GHz
Stop Frequency	2.46890 GHz	2.46890 GHz
Span	13.800 MHz	13.800 MHz
RBW	100.000 kHz	<= 100.000 kHz
VBW	300.000 kHz	>= 300.000 kHz
SweepPoints	276	~ 276
Sweeptime	1.030 ms	AUTO
Reference Level	10.000 dBm	10.000 dBm
Attenuation	30.000 dB	AUTO
Detector	Peak	Peak
SweepCount	100	100
Filter	3 dB	3 dB
Trace Mode	Max Hold	Max Hold
Sweeptype	Sweep	Sweep
Preamp	off	off
Stablemode	Trace	Trace
Stablevalue	0.50 dB	0.50 dB
Run	1 / max. 1	max. 1
Stable	0 / 1	1
Max Stable Difference	0.00 dB	0.50 dB

Band Edge high (2462 MHz; 20.000 dBm; 20 MHz)

Customized settings.

Test according to FCC title 47 part 15 §15.247(d), KDB 558074 D01 DTS Meas Guidance v03r05 and ANSI C63.10-2013

Result

DUT Frequency (MHz)	Result
2462.000000	PASS

Inband Peak

Frequency (MHz)	Level (dBm)
2463.425000	3.3

Measurements

Frequency (MHz)	Level (dBm)	Margin (dB)	Limit (dBm)	Result
2483.525000	-43.3	16.6	-26.7	PASS
2483.575000	-44.0	17.2	-26.7	PASS
2483.675000	-44.5	17.8	-26.7	PASS
2483.625000	-44.5	17.8	-26.7	PASS
2484.375000	-45.0	18.3	-26.7	PASS
2484.925000	-45.0	18.3	-26.7	PASS
2484.425000	-45.1	18.4	-26.7	PASS
2484.875000	-45.3	18.6	-26.7	PASS
2484.675000	-45.3	18.6	-26.7	PASS
2484.725000	-45.5	18.7	-26.7	PASS
2484.625000	-45.5	18.8	-26.7	PASS
2484.325000	-45.6	18.9	-26.7	PASS
2484.525000	-45.8	19.1	-26.7	PASS
2483.725000	-45.8	19.1	-26.7	PASS
2485.925000	-46.0	19.3	-26.7	PASS

Band Edge

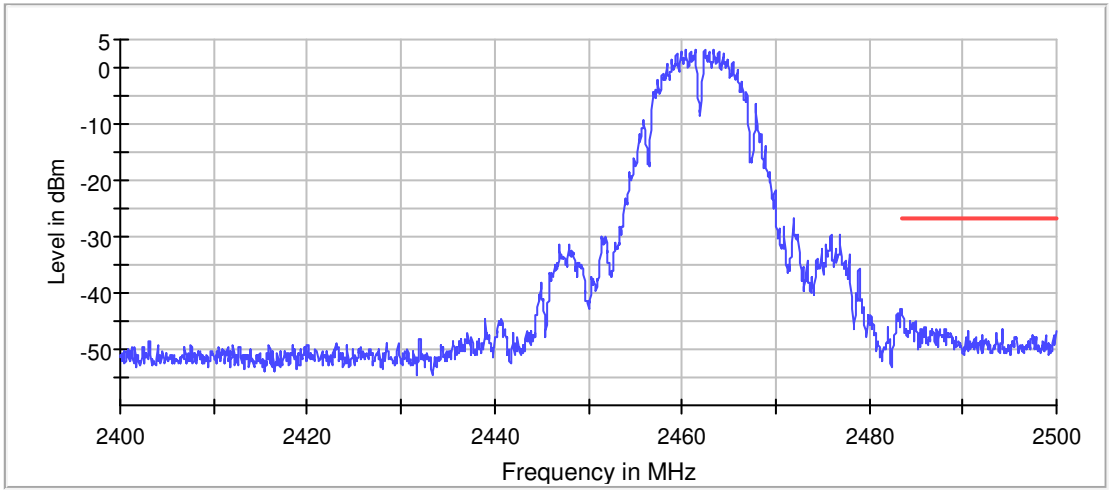

Limit Sum Level Fail

Gain

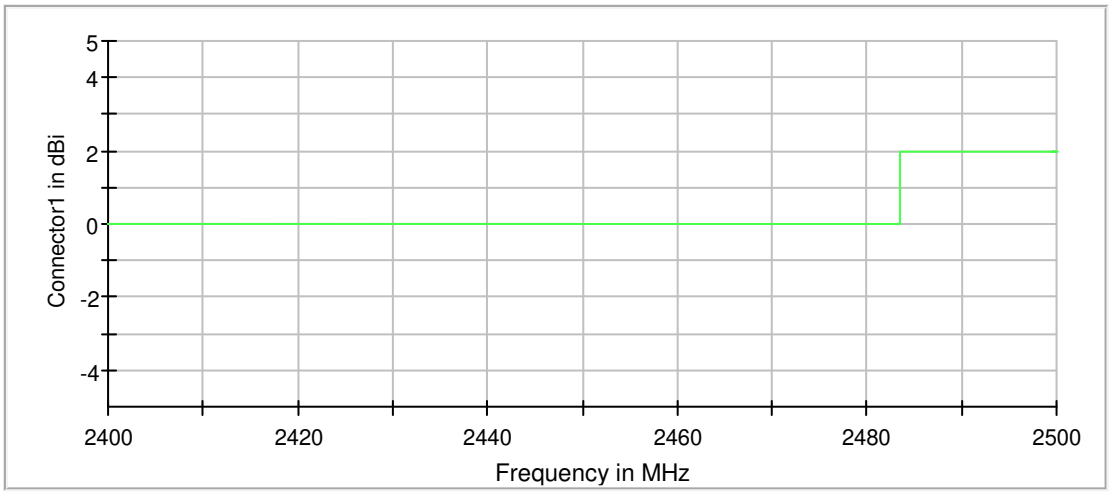

Connector1

Attenuation

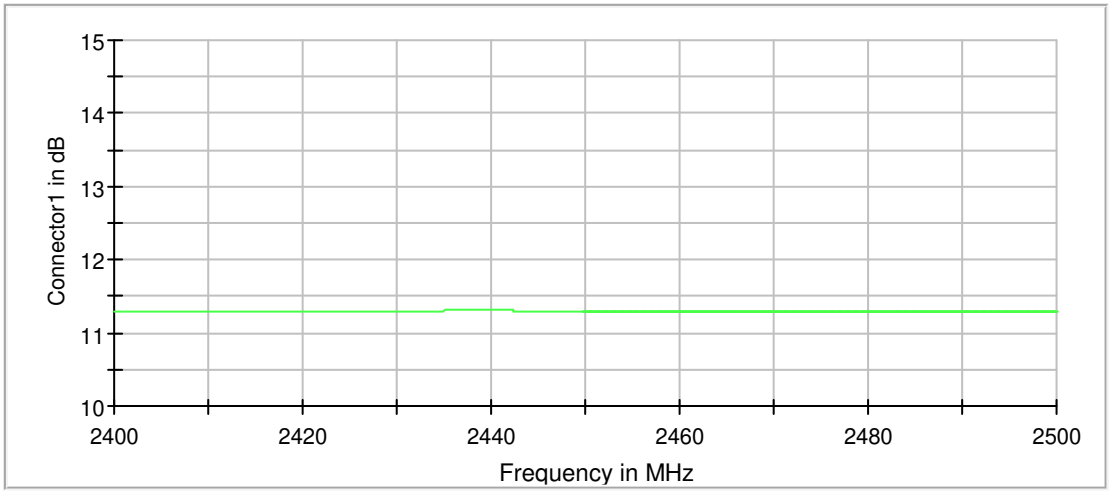

Connector1

Band Edge Connector 1_0

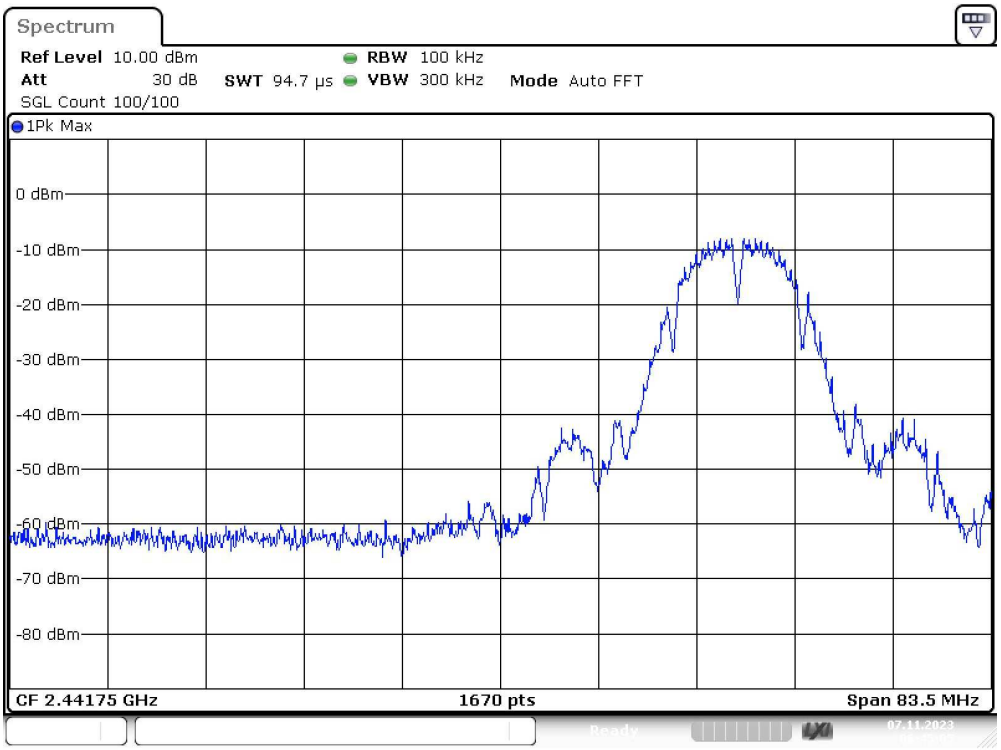

Date: 7.NOV.2023 06:45:05

Band Edge Connector 1_1

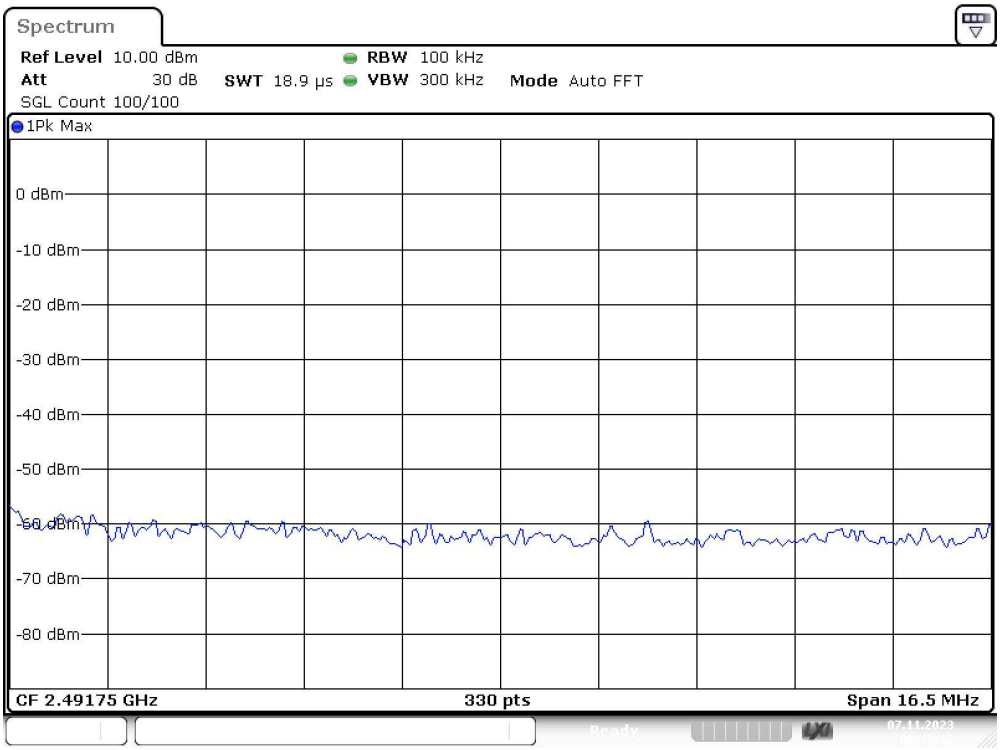

Date: 7.NOV.2023 06:45:12

Measurement 1

Setting	Instrument Value	Target Value
Start Frequency	2.40000 GHz	2.40000 GHz
Stop Frequency	2.48350 GHz	2.48350 GHz
Span	83.500 MHz	83.500 MHz
RBW	100.000 kHz	<= 100.000 kHz
VBW	300.000 kHz	>= 300.000 kHz
SweepPoints	1670	~ 1670
Sweeptime	94.727 µs	AUTO
Reference Level	10.000 dBm	10.000 dBm
Attenuation	30.000 dB	AUTO
Detector	MaxPeak	MaxPeak
SweepCount	100	100
Filter	3 dB	3 dB
Trace Mode	Max Hold	Max Hold
Sweeptype	FFT	AUTO
Preamp	off	off
Stablemode	Trace	Trace
Stablevalue	0.50 dB	0.50 dB
Run	1 / max. 1	max. 1
Stable	0 / 1	1
Max Stable Difference	0.00 dB	0.50 dB

Measurement 2

Setting	Instrument Value	Target Value
Start Frequency	2.48350 GHz	2.48350 GHz
Stop Frequency	2.50000 GHz	2.50000 GHz
Span	16.500 MHz	16.500 MHz
RBW	100.000 kHz	<= 100.000 kHz
VBW	300.000 kHz	>= 300.000 kHz

SweepPoints	**330**	**~ 330**
Sweeptime	**18.945 µs**	**AUTO**
Reference Level	**10.000 dBm**	**10.000 dBm**
Attenuation	**30.000 dB**	**AUTO**
Detector	**MaxPeak**	**MaxPeak**
SweepCount	**100**	**100**
Filter	**3 dB**	**3 dB**
Trace Mode	**Max Hold**	**Max Hold**
Sweeptype	**FFT**	**AUTO**
Preamp	**off**	**off**
Stablemode	**Trace**	**Trace**
Stablevalue	**0.50 dB**	**0.50 dB**
Run	**1 / max. 1**	**max. 1**
Stable	**0 / 1**	**1**
Max Stable Difference	**0.00 dB**	**0.50 dB**

Tx Spurious Emission (2462 MHz; 20.000 dBm; 20 MHz)

Customized settings.

Test according to FCC title 47 part 15 §15.247(d), KDB 558074 D01 DTS Meas Guidance v03r05 and ANSI C63.10-2013

Result

DUT Frequency (MHz)	Result
2462.000000	PASS

Final measurements

Frequency (MHz)	Level Pre Measurement (dBm)	level (dBm)	Limit (dBm)	Margin (dB)	Result
---	---	---	---	---	---

Pre Measurements

Frequency (MHz)	Level (dBm)	Margin (dB)	Limit (dBm)
4923.815717	-42.2	27.3	-14.9
2483.570568	-44.4	29.4	-14.9
4923.956853	-45.7	30.7	-14.9
2483.500000	-46.4	31.4	-14.9
2484.417385	-48.1	33.2	-14.9
2484.558522	-48.7	33.8	-14.9
2484.699658	-48.9	33.9	-14.9
2483.711704	-49.0	34.0	-14.9
2487.945791	-49.2	34.2	-14.9
2486.534429	-49.2	34.2	-14.9
2486.957837	-49.2	34.2	-14.9
7384.816099	-49.2	34.2	-14.9
2484.276249	-49.4	34.5	-14.9
2486.816701	-49.5	34.6	-14.9
7383.784882	-49.8	34.8	-14.9

Measurement Settings

Start Frequency (MHz)	Stop Frequency (MHz)	Pre Measurement	Final Measurement
1.000000	1000.000000	1	1
1000.000000	2400.000000	2	2
2483.500000	7000.000000	2	2
7000.000000	18000.000000	2	2
18000.000000	26000.000000	2	2

Spurious

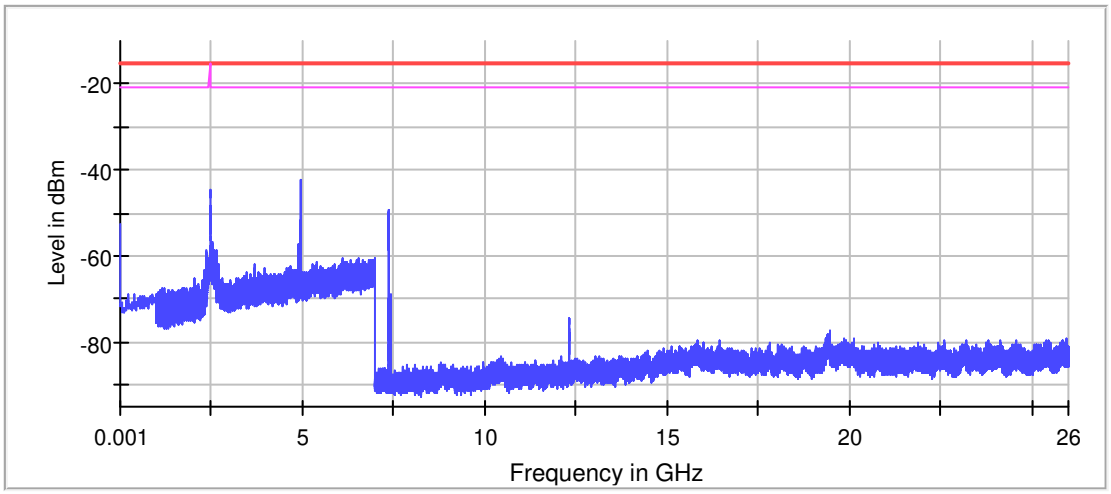

Limit Sum Level Threshold Critical Final Critical

Gain

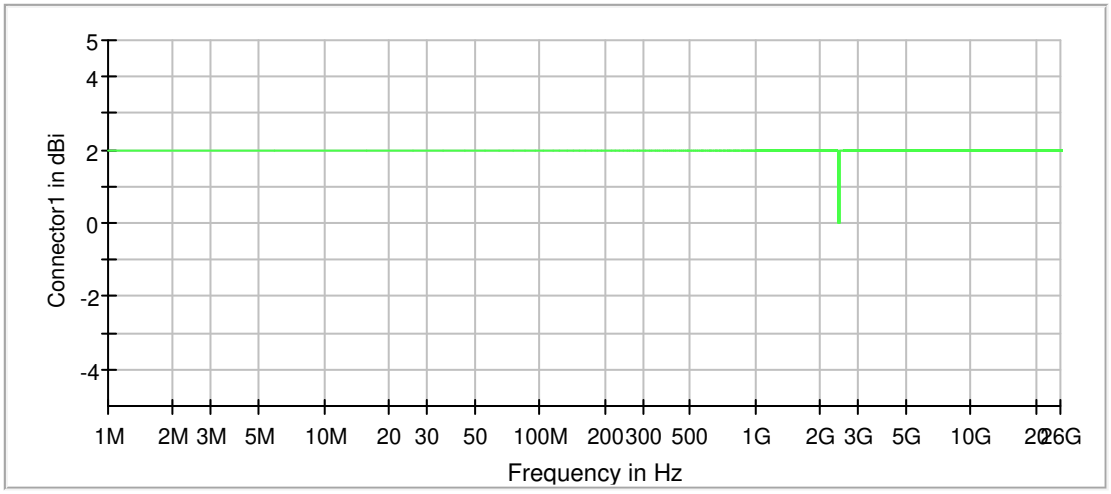

Connector1

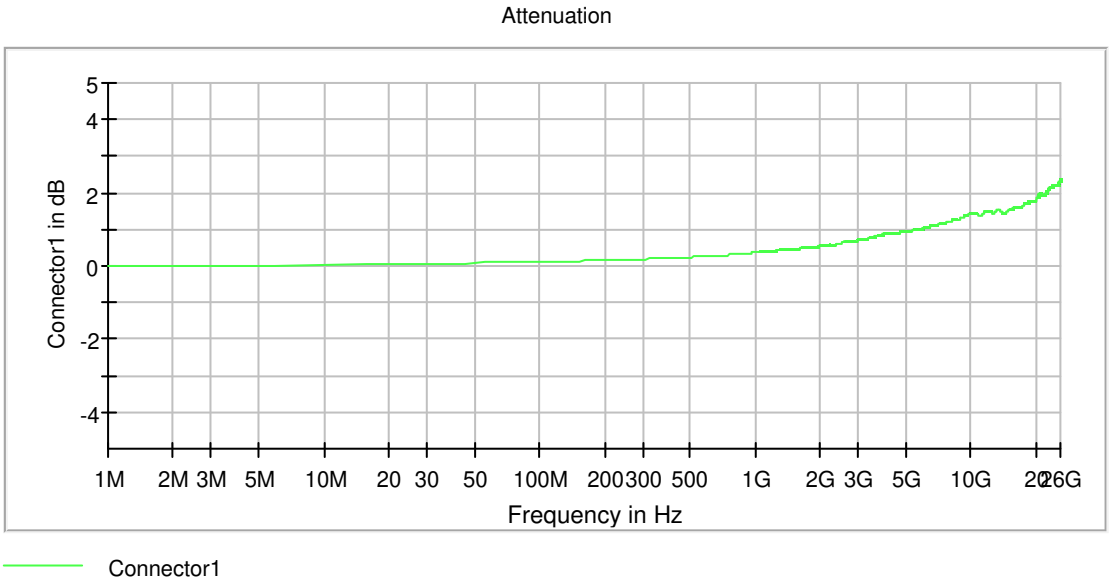

Spurious Connector 1_0

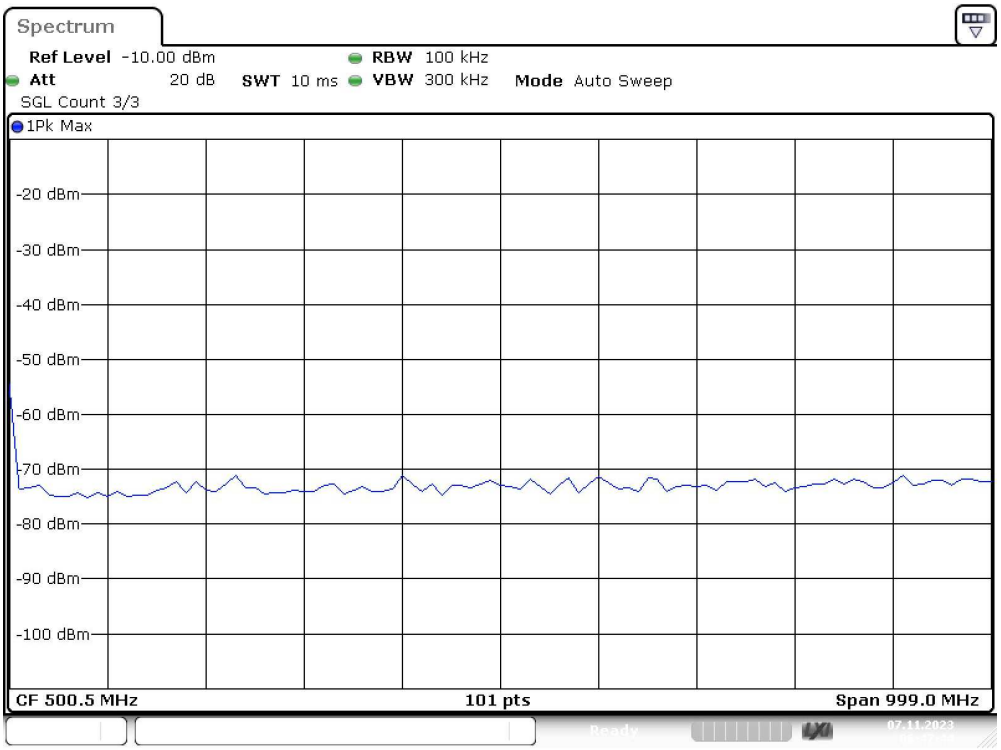

Date: 7.NOV.2023 06:47:44

Spurious Connector 1_1

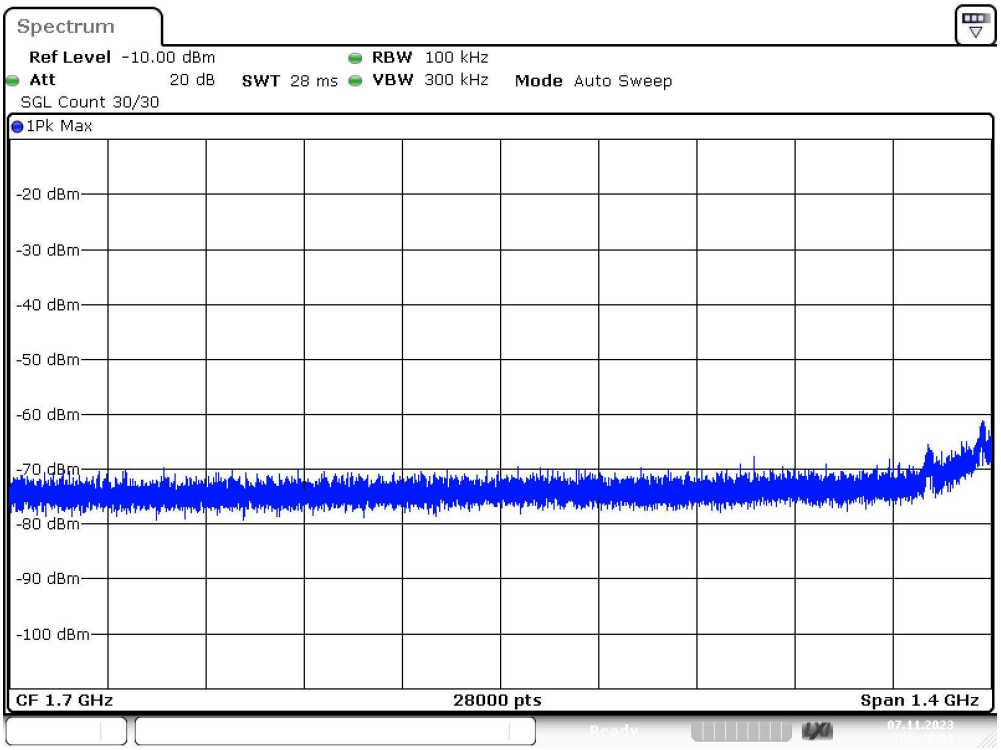

Date: 7.NOV.2023 06:48:03

Spurious Connector 1_2

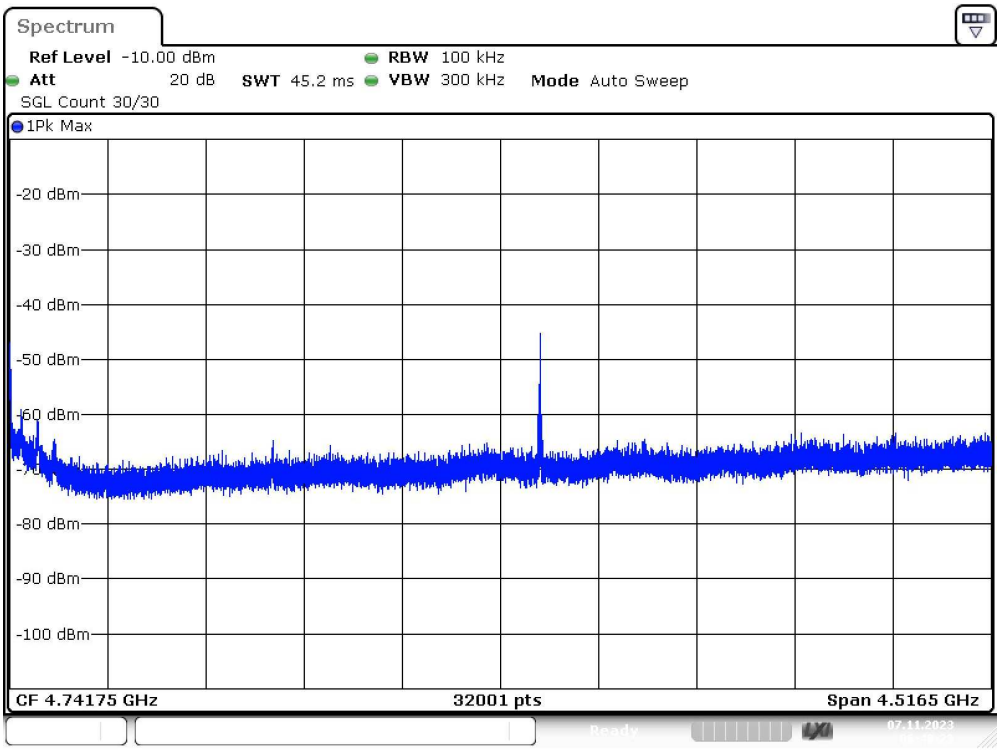

Date: 7.NOV.2023 06:48:23

Spurious Connector 1_3

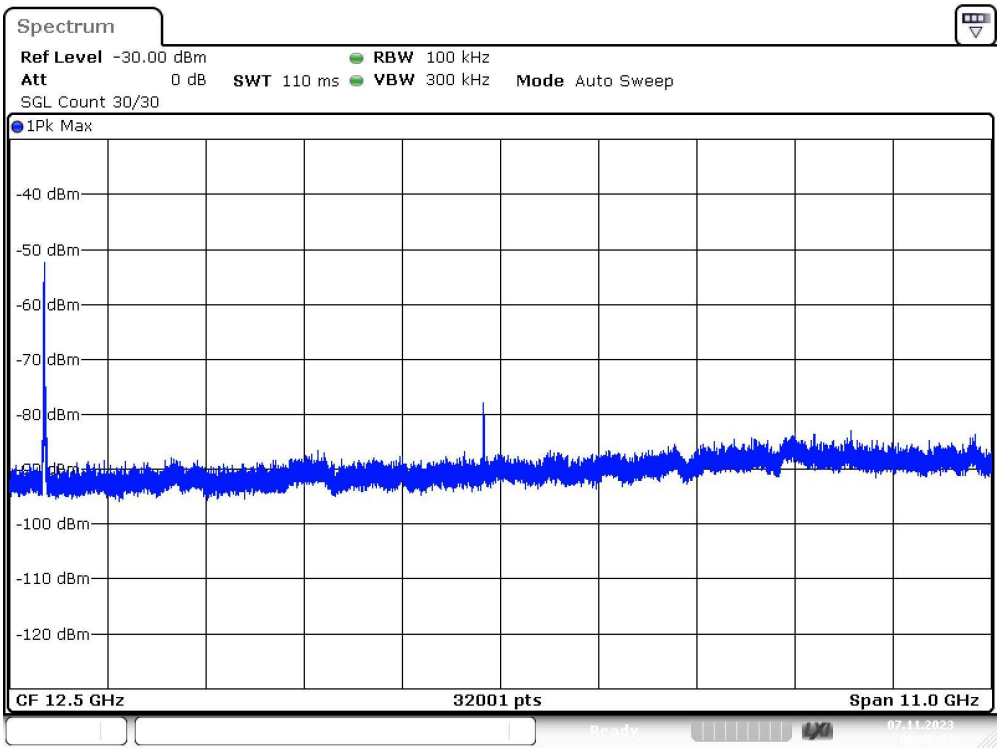

Date: 7.NOV.2023 06:48:51

Spurious Connector 1_4

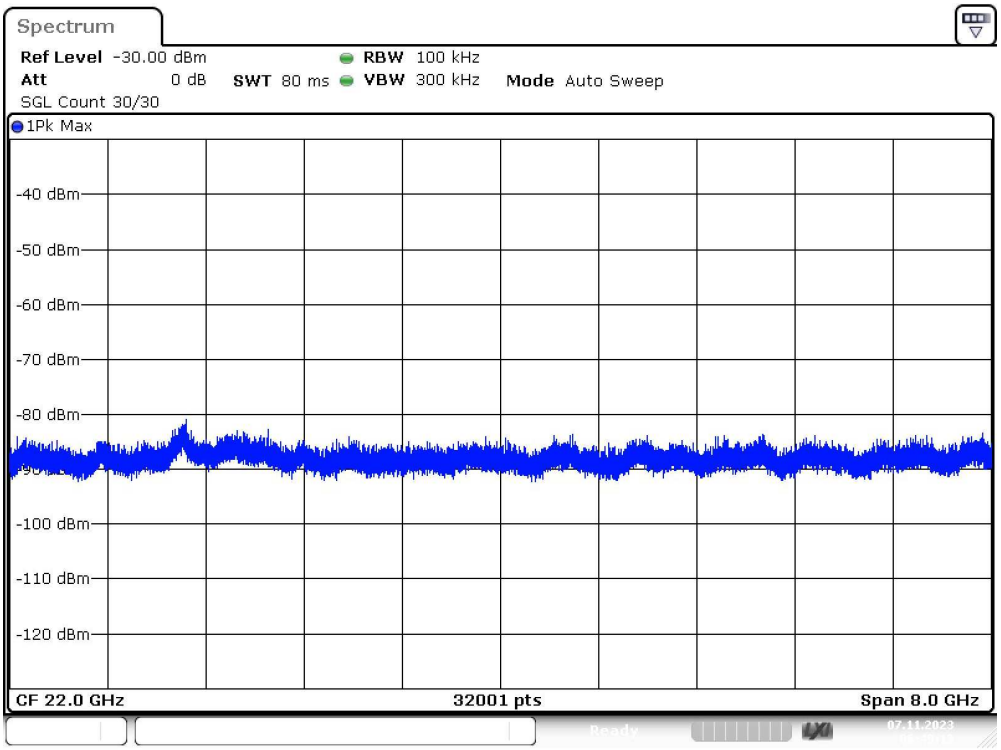

Date: 7.NOV.2023 06:49:13

Pre Measurement 1

Setting	Instrument Value	Target Value
RBW	100.000 kHz	<= 100.000 kHz
VBW	300.000 kHz	>= 300.000 kHz
SweepPoints	101	~ 101
Sweeptime	9.990 ms	AUTO
Reference Level	-10.000 dBm	-30.000 dBm
Attenuation	20.000 dB	AUTO
Detector	MaxPeak	MaxPeak
SweepCount	3	3
Filter	3 dB	3 dB
Trace Mode	Max Hold	Max Hold
Sweeptype	Sweep	AUTO
Preamp	off	off
Stablemode	Trace	Trace
Stablevalue	0.50 dB	0.50 dB
Run	1 / max. 1	max. 1
Stable	0 / 1	1
Max Stable Difference	0.00 dB	0.50 dB

Pre Measurement 2

Setting	Instrument Value	Target Value
RBW	100.000 kHz	<= 100.000 kHz
VBW	300.000 kHz	>= 300.000 kHz
SweepPoints	28000	~ 28000
Sweeptime	28.000 ms	AUTO
Reference Level	-10.000 dBm	-30.000 dBm
Attenuation	20.000 dB	AUTO
Detector	MaxPeak	MaxPeak
SweepCount	30	30

Filter	**3 dB**	**3 dB**
Trace Mode	**Max Hold**	**Max Hold**
Sweeptype	**Sweep**	**AUTO**
Preamp	**off**	**off**
Stablemode	**Trace**	**Trace**
Stablevalue	**1.00 dB**	**1.00 dB**
Run	**1 / max. 1**	**max. 1**
Stable	**0 / 3**	**3**
Max Stable Difference	**0.00 dB**	**1.00 dB**