USER'S MANUAL

- UHF(400–470MHz) Super Receiving
- Screen Display
- Scanning
- Monitoring
- VOX
- TOT
- Chinese/English Voice Prompt
- Keyboard Lockout
- Power Display
- Busy Channel Lockout
- High–Low Power Selection
- Power Saving Mode
- Low Battery Warning
- Voice Companding/Scrambling Function
- Programming Encryption Function
- Special Signaling 50 CTCSS/208 DCS

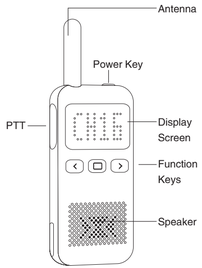

◇◇ Be Familiar With The Machine

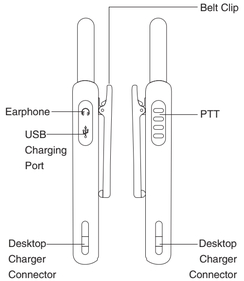

◇◇ Charging the Battery Pack

- 1.The battery is not charged in the factory,please charge the battery under the environmental temperature 5—40℃ before using.
- 2.After purchasing or long–term storage(more than two months), charging the battery for the first time can not reach its saturation capacity,repeat charge/discharge for twice or three times to make battery capacity achieve the best state.
- 3.Before charging,please power off the transceiver,using the transceiver during charging may affect correct charging.
- 4.If the battery has been charged fully,please do not charge it again,otherwise the service life of the battery may be shorten or may be damaged.
- 5.If the service time is significantly reduced even after completely correct charging,the battery can not be used any more,please replace a new battery.

◇◇ Icons

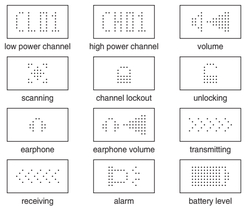

◇◇ MENU OPERATION

1.Short press K P keys to adjust the volume.
2.Short press ▭ key to switch to channel mode,then short press K P keys to adjust the channels.
3.PTT: press this button whenever you wish to talk with the user of the other radio.

◇◇ Functions Operation

- **Scanning:**
  It is convenient for the user to search for calls from other channels.When "Side Key 2" in the software is programmed to the scanning function,long press K key for two seconds to enter into the scanning mode,the transceiver will start to scan with the current channel;Operate it again to exit.
- **Keyboard Lockout:**
  Long press ▭ key to lock all buttons,operate it again to unlock.
- **Power Display:**
  Short press power key to display the current battery level.
- **Monitoring:**
  Long press K key for two seconds to enter into the monitor mode,release it to exit.
- **VOX:**
  This function can be voice activated so the user doesn't have to press the PTT key.
  When "VOX level" in the software is selected,short press ▭ key twice to enter into the VOX mode,then short press P key or K key to turn on/off the VOX.

◇◇ Functions Operation

- **Chinese/English Voice Prompt:**
  The transceiver has a manual switching function between the Chinese and the English.Switch to Channel 16,turn off the transceiver,then press both the power key and K key and meanwhile turn on the transceiver to switch between the Chinese and English.
- **Time Out Timer(TOT):**
  The purpose of the TOT is to prevent any single person from using a channel for an extended period of time.An alarm will sound if the transmission continues beyond the set time.The transceiver will stop transmission if this occurs.To stop the alarm,release the PTT key and the transceiver will return to standby.
- **Busy Channel Lockout:**
  The function can prevent interference from other transceivers using the same channel.
- **High–Low Power:**
  The transceiver has a high–low power selection,it can be programmed.

◇◇ Functions Operation

- **Battery Power Saving:**
  If there is no signal or operation,the radio will reduce its power consumption.The battery power–saving function activates when the channel is unoccupied or has not been in operation.
- **Low Battery Warning:**
  If the battery power falls to the predetermined value during transmission,the transceiver will give out a voice prompt,please charge in time.
- **Scrambling:**
  It is a voice encryption mode which is different from sub audio.
- **Companding:**
  It is a function setting which prevents the inter–channel interference.
- **CTCSS/DCS:**
  The transceiver has 50 CTCSS and 208 DCS,also non–standard subaudio can be programmed!

◇◇ Functions Operation

- **CDCSS Mode:**
  It is valid only when you program the CDCSS on the channels. This function has two selections: "normal signaling" and "special signaling".Normal Signaling refers to the CDCSS codes on the channels is ordinary codes,we can talk to each other with the same CDCSS;Special Signaling refers to the CDCSS codes on the channels is special processed codes.When the transceivers in one company are programmed the same frequency with the same CDCSS and special signaling,they can avoid the signal interferences from the other companies' transceivers.

◇◇ Technical Parameters

SPECIFICATIONS	
Frequency Range	462–467MHz
Supply Power	DC3.7V
Memory Channel	22
Antenna Configuration	Spring Antenna
Work Mode	Co/Differ–frequency Simplex Communication
Ground Method	Cathode
TRANSMITTER	
Output Power	30.16dBm
Modulation Mode	FM(F3E)
Max.Frequency Deviation	≤5KHz
Sparious Radiation	≤7.5μW
Preemphasis Character	Per Octave 6dB
Emission Current	≤1000mA
RECEIVER	
Sensitivity	＜0.16μV (12dB SINAD)
Audio Power	≥300mW
Audio Distortion	＜5%
Intermodulation Interference Resistance	≥60dB
Receiving Current	≤300mA
Standby Current	≤20mA

▲We May Change The Specifications For Technical Improvement Without Prior Notice.

FCC Statement:

Any Changes or modifications not expressly approved by the party responsible for compliance could void the user's authority to operate the equipment.

This device complies with part 15 of the FCC Rules. Operation is subject to the following two conditions:

(1) This device may not cause harmful interference, and

(2) This device must accept any interference received, including interference that may cause undesired operation.

RF Exposure Information (FCC SAR) :

RF Exposure Information (SAR) : The SAR limit of USA (FCC) is 1.6W/Kg averaged over one gram of tissue. Product Type: two way radio, model number: Power Talkie X-H2 (FCC ID: 2AV9PPOWERTALKIEXH2) has also been tested against this SAR limit. The device was test for typical body-worn operations and head face up operations keep the Tracker at least 25mm from the face.when worn on body must be correct back clip for this product, Use of non-approved accessories may result in exposure levels which exceed the uncontrolled envirnomental RF exposure limits.