User’s Manual

Intelligent Recognition Terminal/Intelligent Recognition System
AMIR201H, AMIR201S, AMIR202F

FCC ID: 2AV9Y-AMIR201H

AM Incorporation for Metrology and Testing Technology Services

This device complies with Industry Canada licence-exempt RSS standard(s). Operation is subject to the following two conditions: (1) this device may not cause interference, and (2) this device must accept any interference, including interference that may cause undesired operation of the device.

Product Introduction



AM Quick Test Infrared Thermometer

Model: AMIR202F

Features

- With offline face recognition technology, the recognition rate can reach 99.7%, and the offline face database is up to 20,000;
- Support auto door opening ways of face recognition, visual intercom, APP teleoperation, card, password and other ways; Support face recognition and temperature detection with mask;
- 1: N mode live identification, which prevents photo and video attacks;
- High recognition accuracy: error rate is 1/10000, passing rate is 99.7% when the face database is 5000, adopt dynamic face detection and tracking algorithm based on video stream;
- Support verification and comparison of identity card (ID card reader module should be configured); input list in batches to save time and efforts; white list can be distributed in real-time.
- Self- configure screen display content, define organization name; remote management is permit;
- Booking function: through WeChat public number visitors can reserve access and register user face function.

Product Parameters

Model：AMIR202F

Camera	Resolution	200W Pixels
	Type	Dual-Camera with Wide Dynamic limits
	Aperture	F1.8
	Focus	50-150cm
	White Balance	Auto
	Fill Light	Led and Infrared Double Fill Light
Screen	Size	8.0 inch IPS LCD Screen
	Resolution	1280 X 800
Processor	CPU	RK3288 Quad-Core (RK3399 Optional)
	Memory	EMMC 8g
	Network Module	Supports Ethernet, Wireless (WIFI)
	Audio	Support 2.5w/4r Speakers

Product Parameters

Model：AMIR202F

I/O Interface	USB Interface	USB2.0 Interface: 2; OTG Interface: 1
	Serial Communication Interface	Rs232 Serial Port, 485
	Relay Outputs	2.5mm Terminal 2p
	Wigan Interface	2.5mm Terminal 2p, Support Wigan 26/34
	Reset Interface	Support
	Wired Network Interface	1-Way RJ45 Ethernet Backbone
	Interface Reserved	IC/ Id Card Reader / QR Code
Features	Face-file Database	Up To 20,000
	1:N Face Recognition	Support
	1:1 Face Matching	Support
	Stranger Detection	Support
	Identify Distance Configuration	Support
	UI Interface Configuration	Support
	Remote Upgrade	Support

Product Parameters

Model：AMIR202F

Features	Device Interface	Include Device Management, Personnel，Photo Management, Record Query
	Deployment Mode	Support Public Cloud Deployment And LAN Use
Conventional Parameters	IP Rating	IP65 Dustproof & Waterproof In The Open Air
	Power Supply	DC 12V
	Operating Temperature	0℃ ~50℃
	Storage Temperature	- 20℃ ~60℃
	Power Consumption	10W (Max)
	Installation	Fixed By Screws Through The Support Column
	Size	Standard Model: 271.24*128*21.48 (Mm)
	Weight	1.4 Kg

Product Dimension

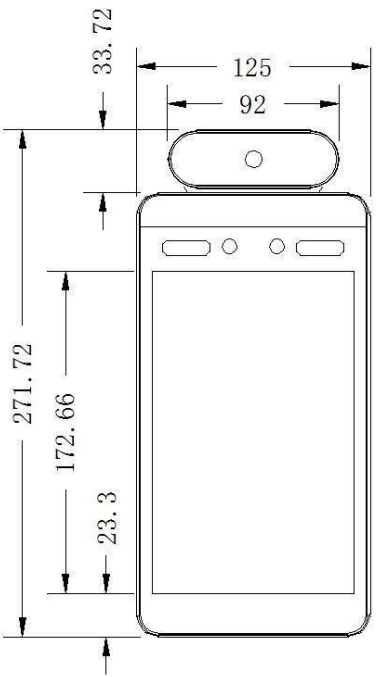

Installation

1. Under the installation plane, get the cable and cable interface successively through the gasket and nut, tighten the nut, connect the power supply and network cable, and start the screen;

2. Hold the column, turn it gently, adjust the brake angle to the right position, and tighten the nut.

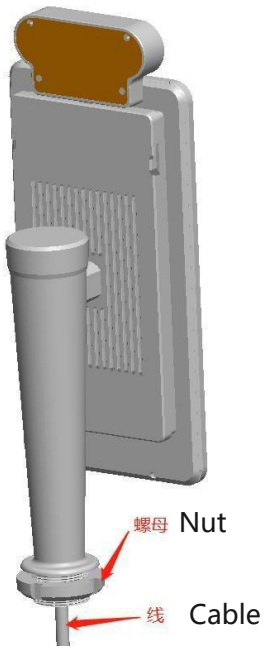

Wire Interface Applications

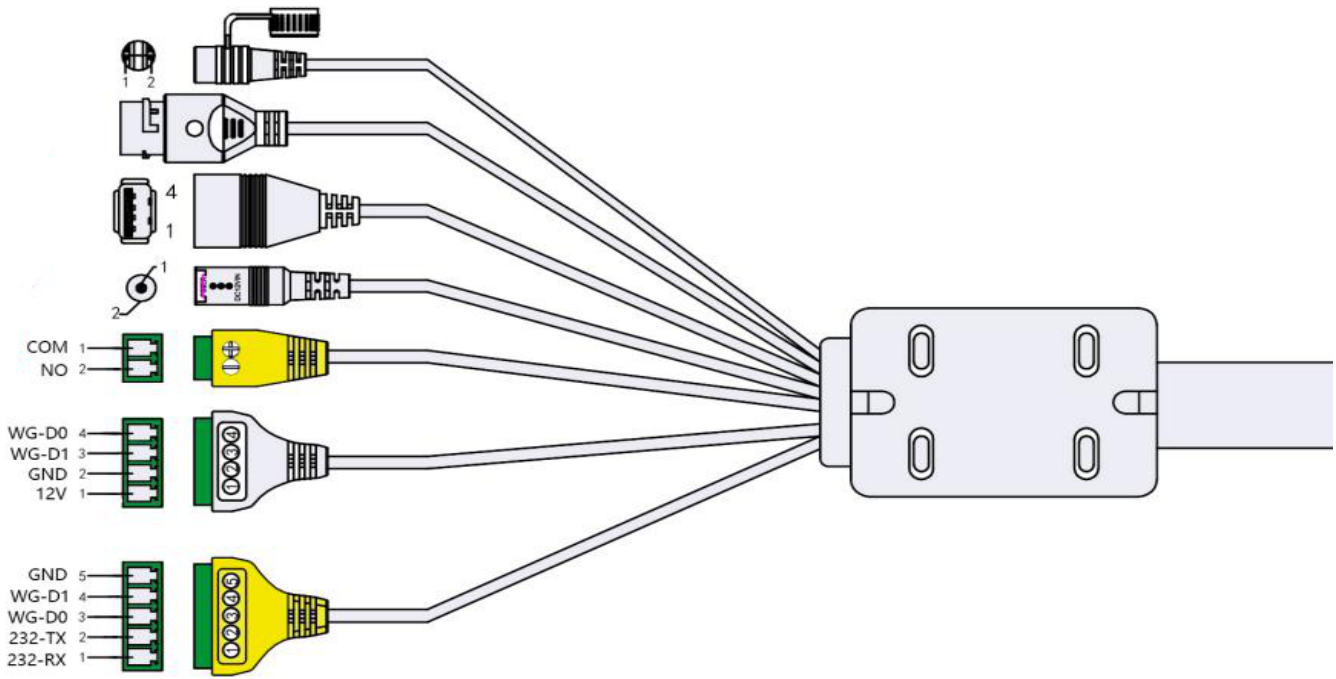

Definition of the Terminal Interfaces

Wigan Output	Electrical Definition of Terminal
Pin1	232-RX
Pin2	232-TX
Pin3	WG-D0
Pin4	WG-D1
Pin5	GND

Wigan Input	Electrical Definition of Terminal
Pin1	12V
Pin2	GND
Pin3	WG-D1
Pin4	WG-D0

Rely	Electrical Definition of Terminal
Pin1	COM
Pin2	NO

Caution:

This device complies with Part 15 of the FCC rules and Industry Canada license-exempt RSS standard(s). Operation is subject to the following two conditions: (1) this device may not cause harmful interference, and (2) this device must accept any interference received, including interference that may cause undesired operation.

The manufacturer is not responsible for any radio or TV interference caused by unauthorized modifications or change to this equipment. Such modifications or change could void the user's authority to operate the equipment.
This radio transmitter (identify the device by certification number or model number if Category II) has been approved by Industry Canada to operate with the antenna types listed below with the maximum permissible gain indicated. Antenna types not included in this list, having a gain greater than the maximum gain indicated for that type, are strictly prohibited for use with this device.

This equipment has been tested and found to comply with the limits for a Class B digital device, pursuant to part 15 of the FCC Rules. These limits are designed to provide reasonable protection against harmful interference in a residential installation. This equipment generates, uses and can radiate radio frequency energy and, if not installed and used in accordance with the instructions, may cause harmful interference to radio communications. However, there is no guarantee that interference will not occur in a particular installation. If this equipment does cause harmful interference to radio or television reception, which can be determined by turning the equipment off and on, the user is encouraged to try to correct the interference by one or more of the following measures:
-- Reorient or relocate the receiving antenna.
-- Increase the separation between the equipment and receiver.
-- Connect the equipment into an outlet on a circuit different from that to which the receiver is connected.
-- Consult the dealer or an experienced radio/TV technician for help.

The device has been evaluated to meet general RF exposure requirement.

To maintain compliance with FCC's RF exposure guidelines, this equipment should be installed and operated with a minimum distance of 20cm between the radiator and your body.