Item A: 20dB Emission Bandwidth

Test Result

TestMode	Antenna	Channel	20db EBW[MHz]	FL[MHz]	FH[MHz]	Limit[MHz]	Verdict
DH1	Ant1	2402	0.876	2401.595	2402.471	---	PASS
		2441	0.876	2440.595	2441.471	---	PASS
		2480	0.876	2479.595	2480.471	---	PASS
2DH1	Ant1	2402	1.224	2401.412	2402.636	---	PASS
		2441	1.242	2440.412	2441.654	---	PASS
		2480	1.242	2479.415	2480.657	---	PASS
3DH1	Ant1	2402	1.224	2401.436	2402.660	---	PASS
		2441	1.242	2440.421	2441.663	---	PASS
		2480	1.230	2479.436	2480.666	---	PASS

Test Graphs

DH1_Ant1_2402

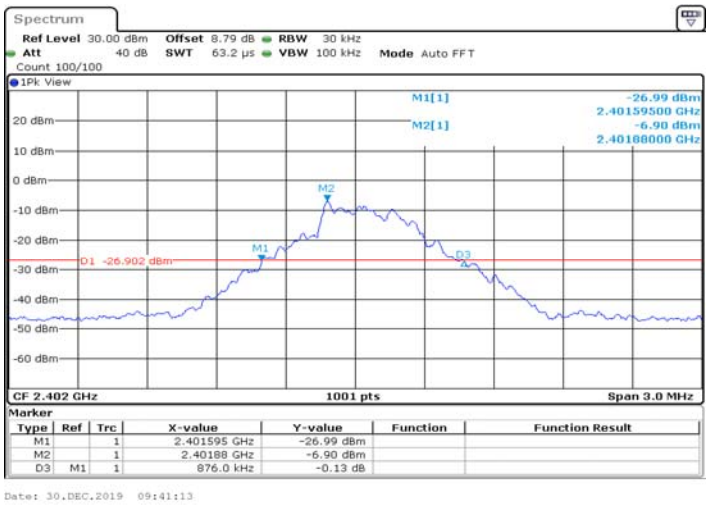

DH1_Ant1_2441

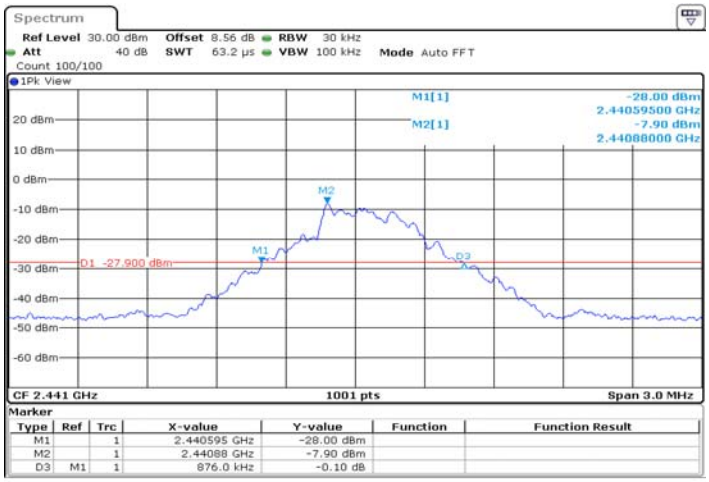

DH1_Ant1_2480

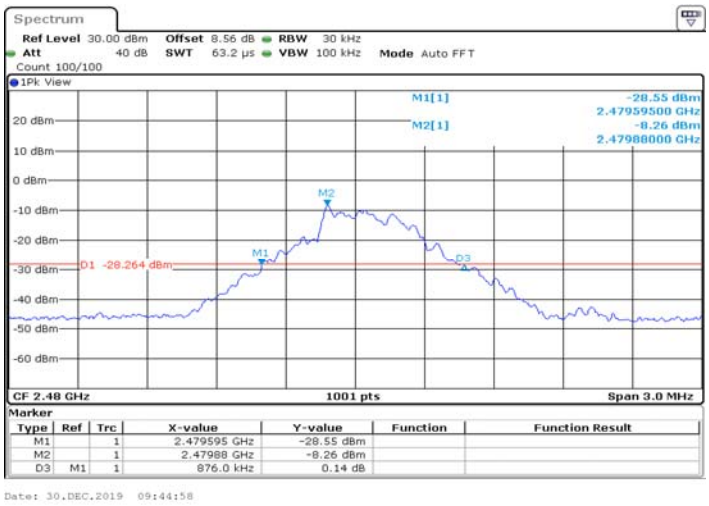

2DH1_Ant1_2402

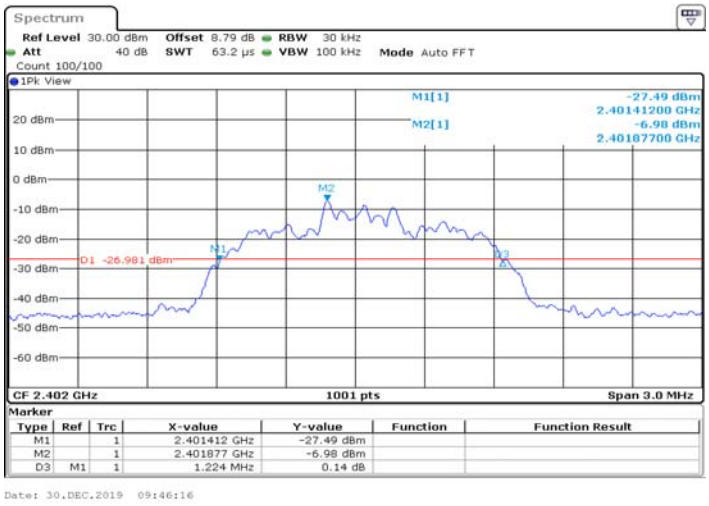

2DH1_Ant1_2441

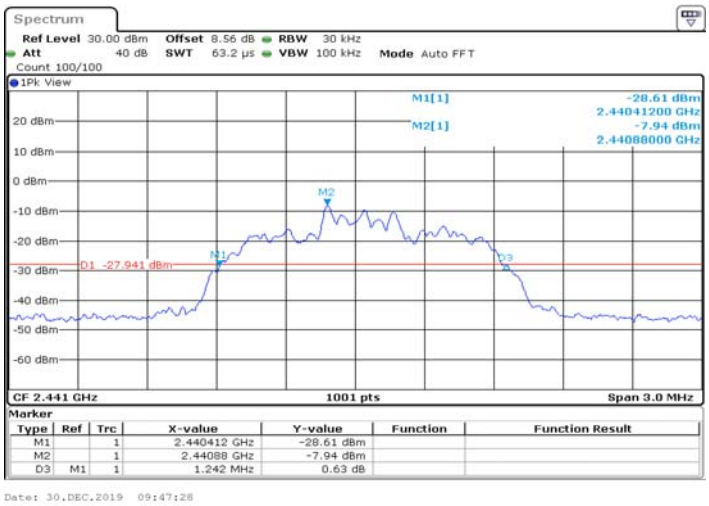

2DH1_Ant1_2480

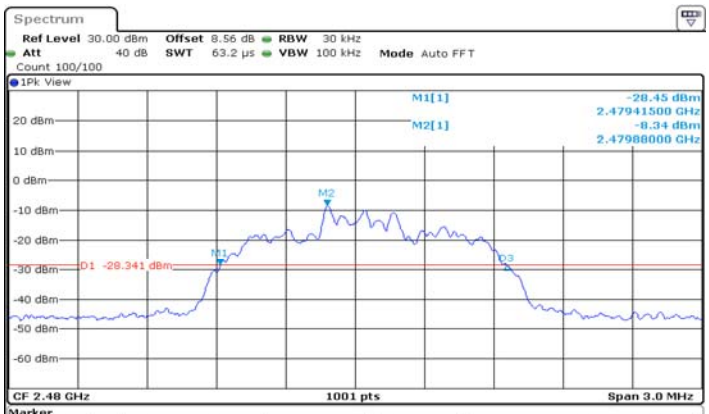

Marker

Type	Ref	Trc	X-value	Y-value	Function	Function Result
M1		1	2.479415 GHz	-28.45 dBm		
M2		1	2.47988 GHz	-8.34 dBm		
D3	M1	1	1.242 MHz	0.01 dB		

Date: 30.DEC.2019 09:48:49

3DH1_Ant1_2402

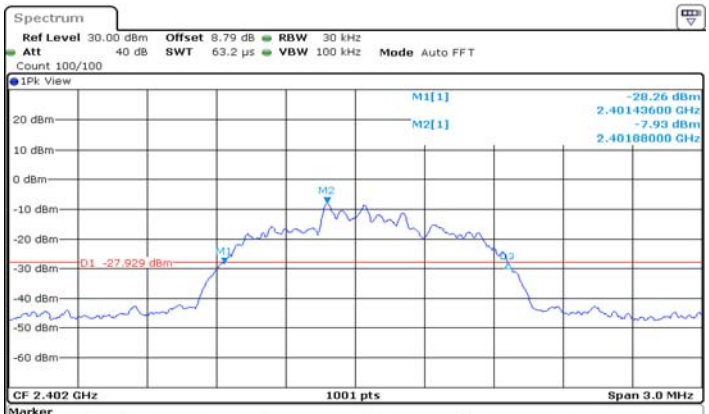

Marker

Type	Ref	Trc	X-value	Y-value	Function	Function Result
M1		1	2.401436 GHz	-28.26 dBm		
M2		1	2.40188 GHz	-7.93 dBm		
D3	M1	1	1.224 MHz	0.12 dB		

Date: 30.DEC.2019 09:50:07

3DH1_Ant1_2441

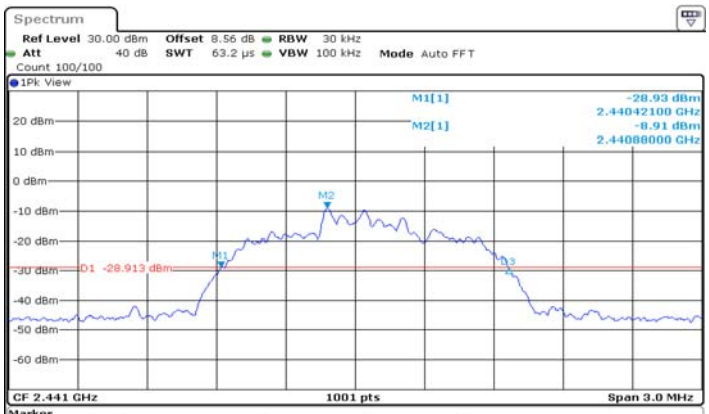

Marker

Type	Ref	Trc	X-value	Y-value	Function	Function Result
M1		1	2.440421 GHz	-28.93 dBm		
M2		1	2.44088 GHz	-8.91 dBm		
D3	M1	1	1.242 MHz	-0.40 dB		

Date: 30.DEC.2019 09:51:14

3DH1_Ant1_2480

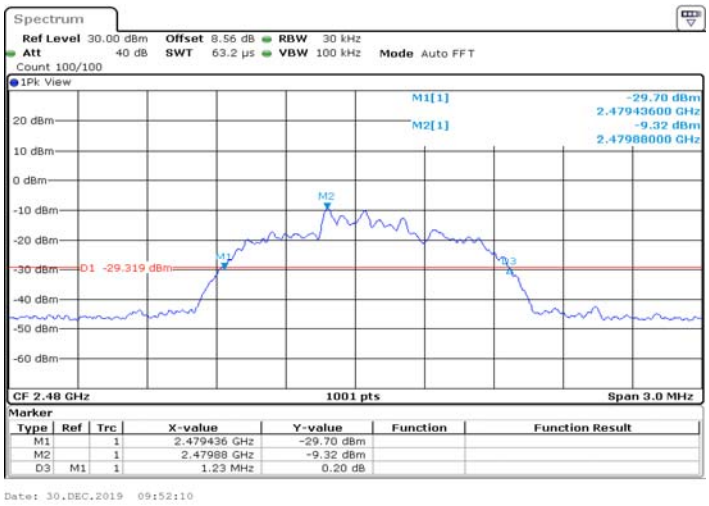

Item B: Maximum conducted output power

Test Result

TestMode	Antenna	Channel	Result[dBm]	Limit[dBm]	Verdict
DH1	Ant1	2402	-4.52	<=20.97	PASS
		2441	-5.44	<=20.97	PASS
		2480	-5.79	<=20.97	PASS
2DH1	Ant1	2402	-4.05	<=20.97	PASS
		2441	-4.92	<=20.97	PASS
		2480	-5.32	<=20.97	PASS
3DH1	Ant1	2402	-3.24	<=20.97	PASS
		2441	-4.22	<=20.97	PASS
		2480	-4.63	<=20.97	PASS

Test Graphs

DH1_Ant1_2402
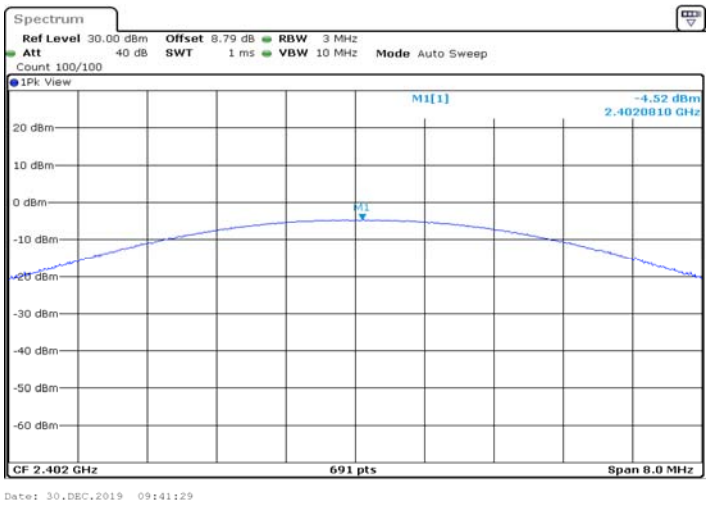

DH1_Ant1_2441
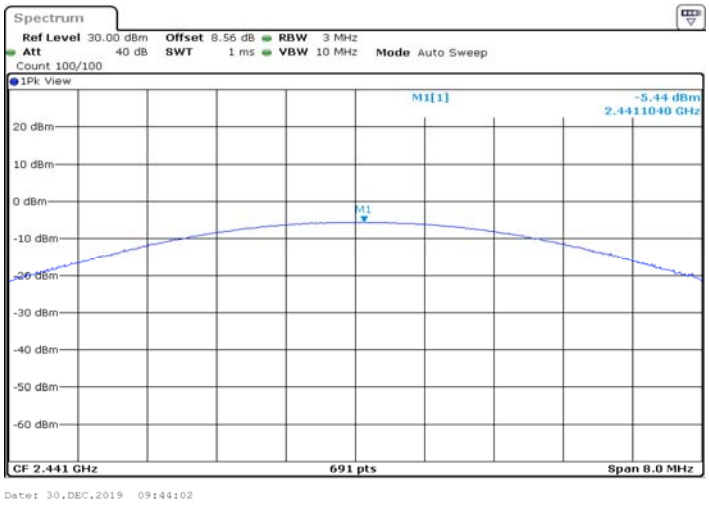

DH1_Ant1_2480
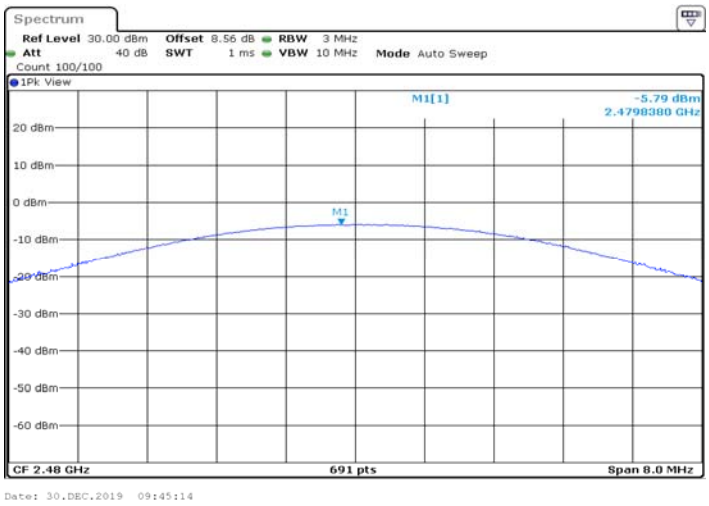
2DH1_Ant1_2402
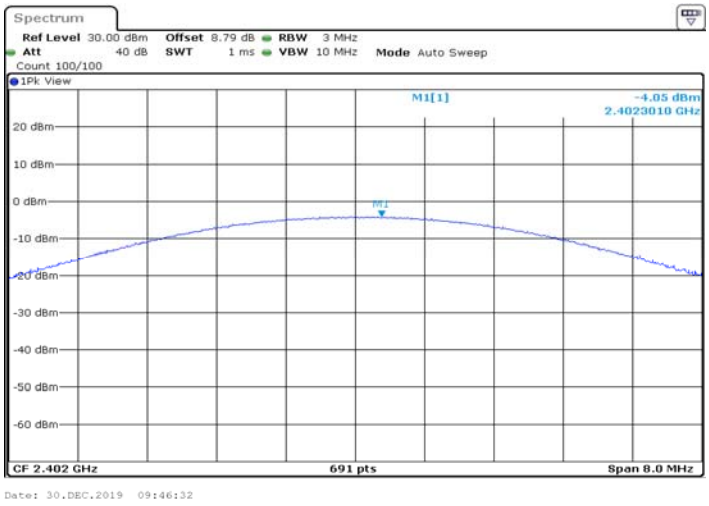
2DH1_Ant1_2441
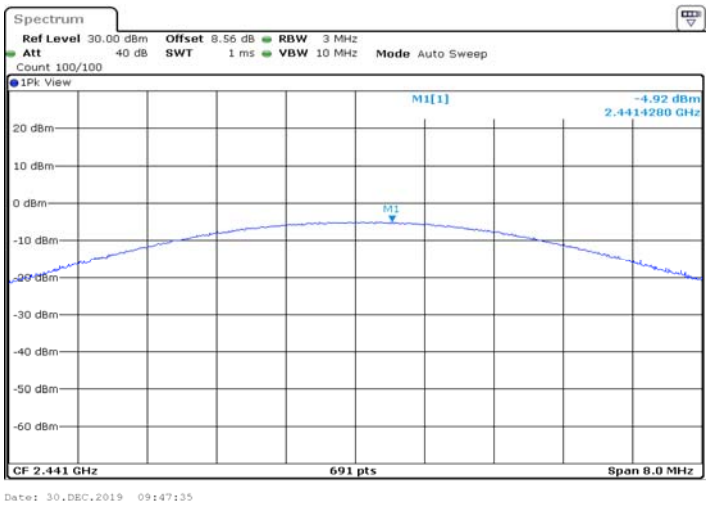

2DH1_Ant1_2480
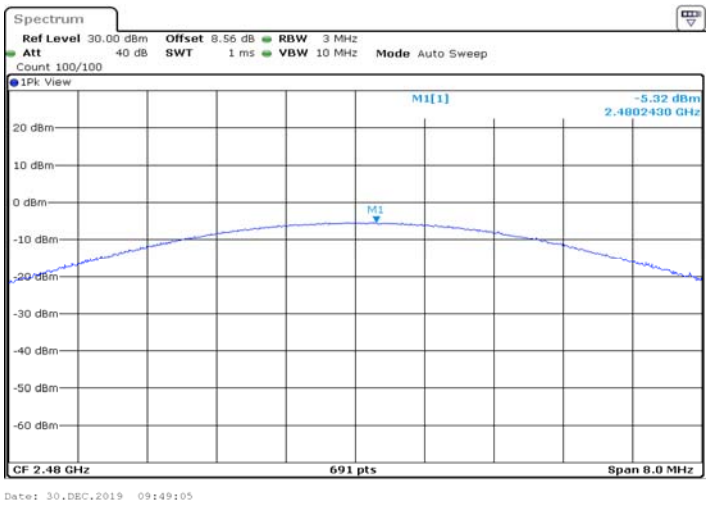
3DH1_Ant1_2402
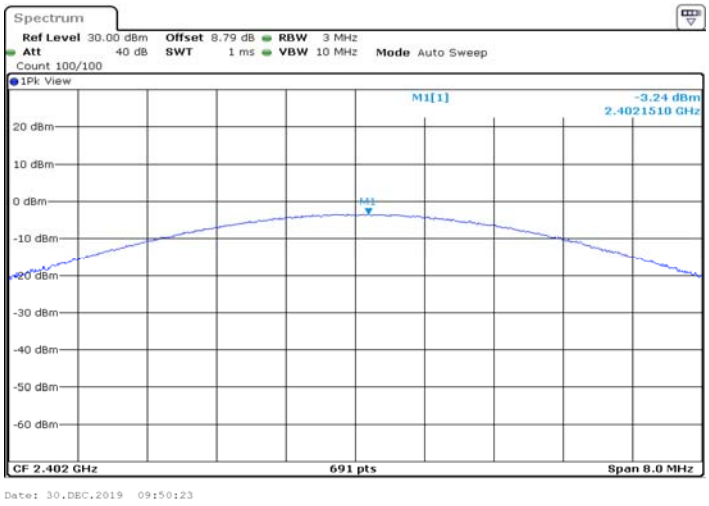
3DH1_Ant1_2441
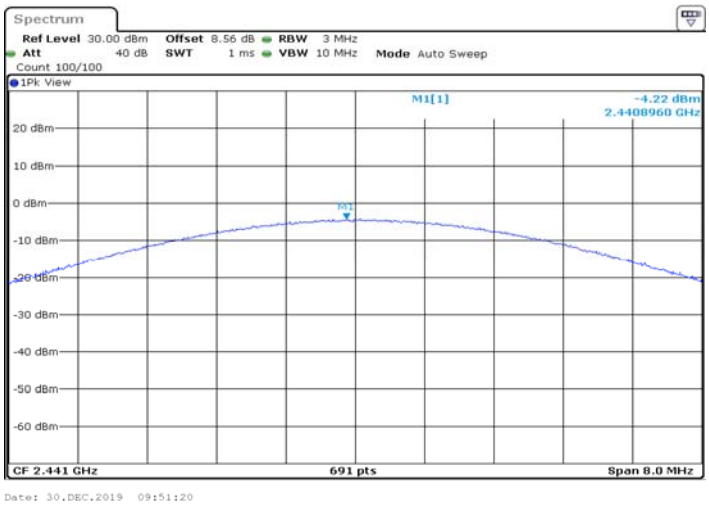

3DH1_Ant1_2480
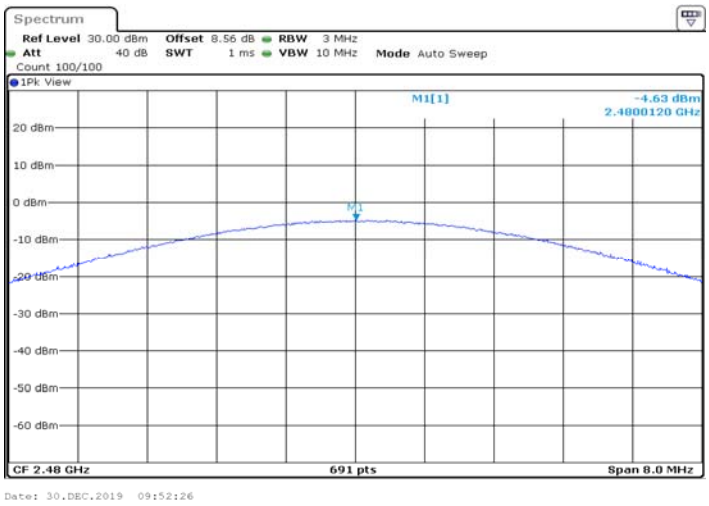

Item C: Carrier frequency separation

Test Result

TestMode	Antenna	Channel	Result[MHz]	Limit[MHz]	Verdict
DH1	Ant1	Hop	1.003	>=0.584	PASS
2DH1	Ant1	Hop	1.003	>=0.828	PASS
3DH1	Ant1	Hop	1	>=0.828	PASS

Test Graphs

DH1_Ant1_Hop
2DH1_Ant1_Hop
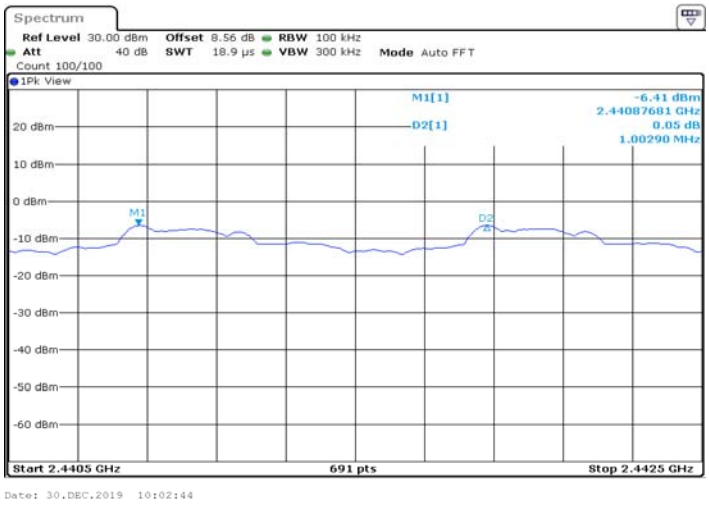

3DH1_Ant1_Hop
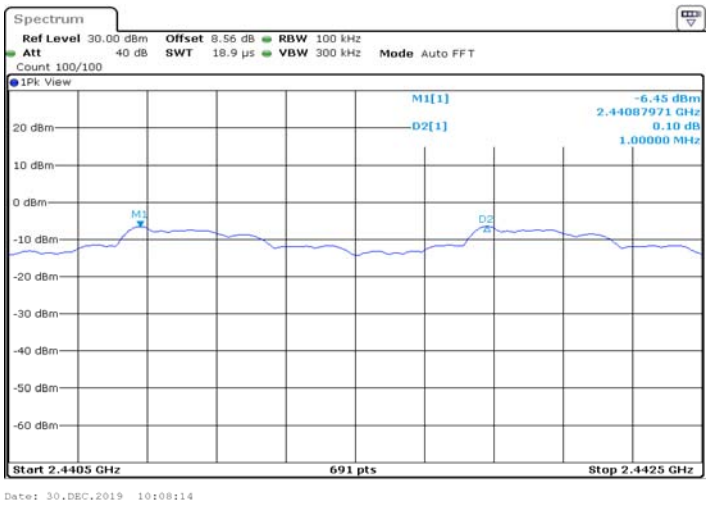

Item D: Time of occupancy

Test Result

TestMode	Antenna	Channel	BurstWidth [ms]	TotalHops [Num]	Result[s]	Limit[s]	Verdict
DH1	Ant1	Hop	0.39	320	0.126	<=0.4	PASS
DH3	Ant1	Hop	1.64	160	0.262	<=0.4	PASS
DH5	Ant1	Hop	2.88	100	0.288	<=0.4	PASS
2DH1	Ant1	Hop	0.40	320	0.129	<=0.4	PASS
2DH3	Ant1	Hop	1.65	150	0.247	<=0.4	PASS
2DH5	Ant1	Hop	2.89	110	0.318	<=0.4	PASS
3DH1	Ant1	Hop	0.41	330	0.134	<=0.4	PASS
3DH3	Ant1	Hop	1.65	160	0.264	<=0.4	PASS
3DH5	Ant1	Hop	2.89	130	0.376	<=0.4	PASS

Note 1：A period time=0.4*79=31.6(S), Total of Dwell=Pluse Time*Hopping Number

Note 2: Hopping Number=Hopping Number in 3.16s*10

Note 3: Hoping Number in 3.16s=Total of highest signals in 3.16s(Secong high signals were other channel)

Test Graphs

DH1_Ant1_Hop
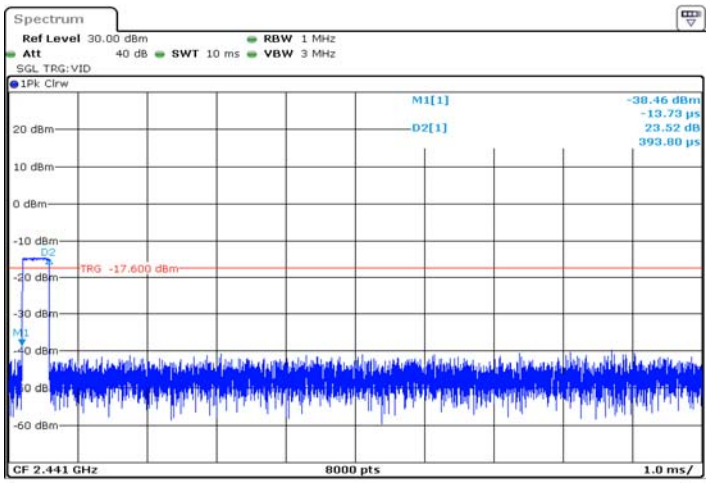
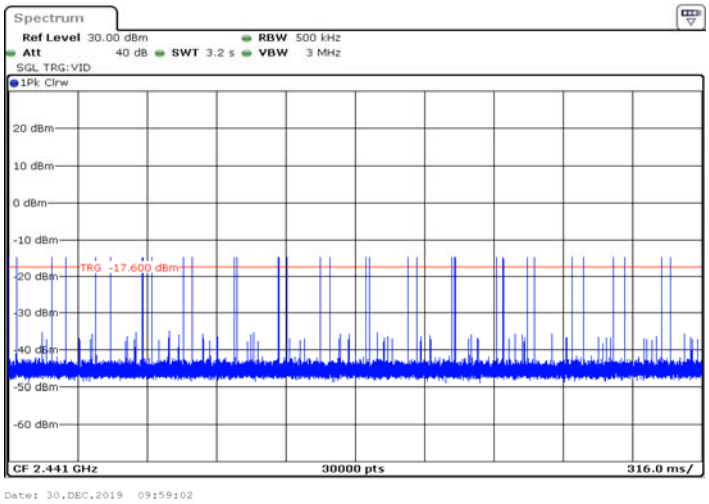
DH3_Ant1_Hop
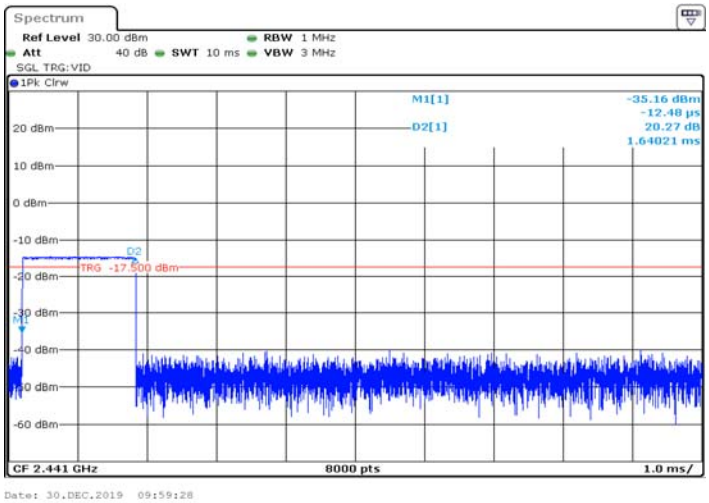

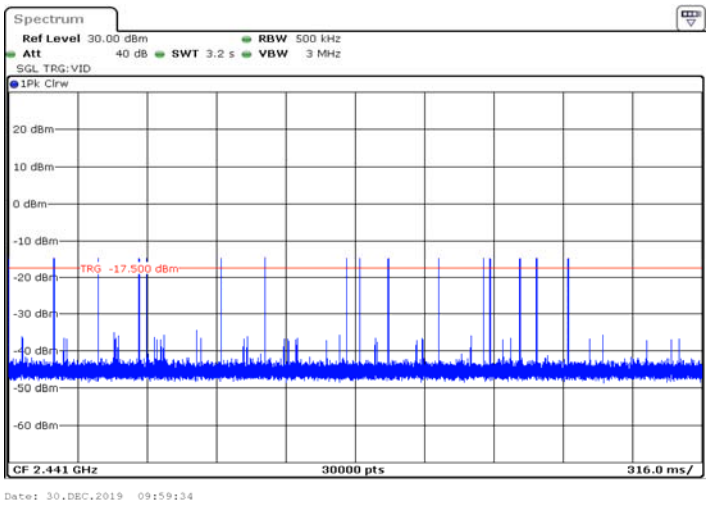
Spectrum
Ref Level 30.00 dBm
RBW 500 kHz
Att 40 dB
SWT 3.2 s
VBW 3 MHz
SGL TRG:VID
1Pk Clrw
20 dBm
10 dBm
0 dBm
-10 dBm
-20 dBm
-30 dBm
-40 dBm
-50 dBm
-60 dBm
TRG -17.500 dBm
CF 2.441 GHz
30000 pts
316.0 ms/
Date: 30.DEC.2019 09:59:34

DH5_Ant1_Hop

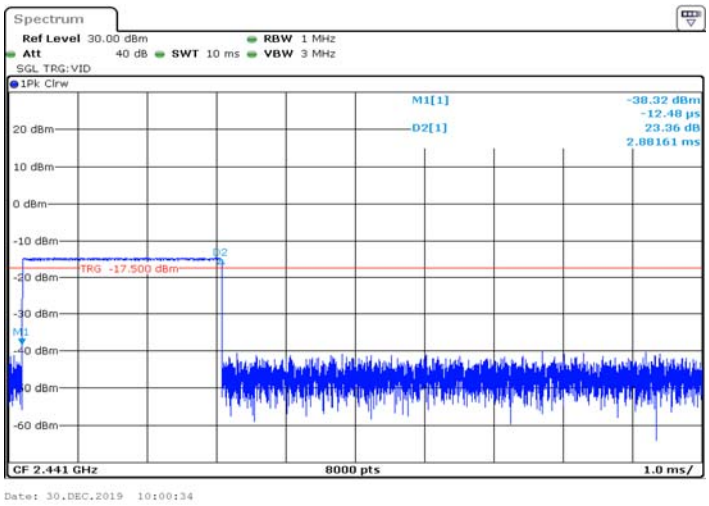
Spectrum
Ref Level 30.00 dBm
RBW 1 MHz
Att 40 dB
SWT 10 ms
VBW 3 MHz
SGL TRG:VID
1Pk Clrw
M1[1]
-38.32 dBm
-12.48 µs
D2[1]
23.36 dB
2.88161 ms
20 dBm
10 dBm
0 dBm
-10 dBm
-20 dBm
-30 dBm
-40 dBm
-50 dBm
-60 dBm
TRG -17.500 dBm
D2
M1
CF 2.441 GHz
8000 pts
1.0 ms/
Date: 30.DEC.2019 10:00:34

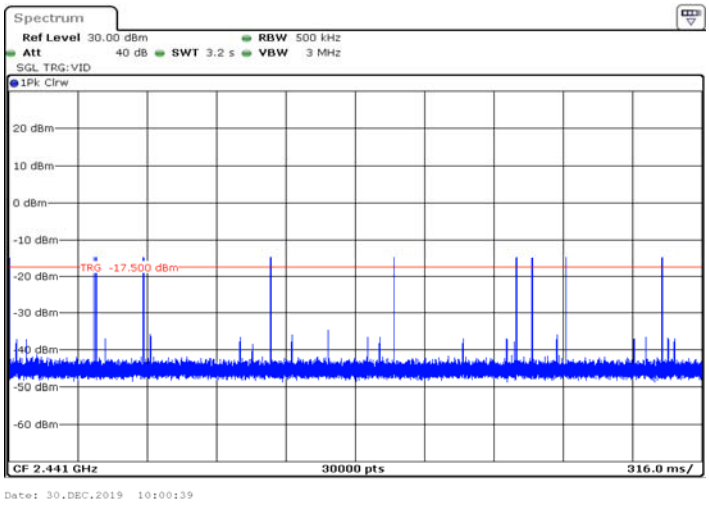
Spectrum
Ref Level 30.00 dBm
RBW 500 kHz
Att 40 dB
SWT 3.2 s
VBW 3 MHz
SGL TRG:VID
1Pk Clrw
20 dBm
10 dBm
0 dBm
-10 dBm
-20 dBm
-30 dBm
-40 dBm
-50 dBm
-60 dBm
TRG -17.500 dBm
CF 2.441 GHz
30000 pts
316.0 ms/
Date: 30.DEC.2019 10:00:39

2DH1_Ant1_Hop

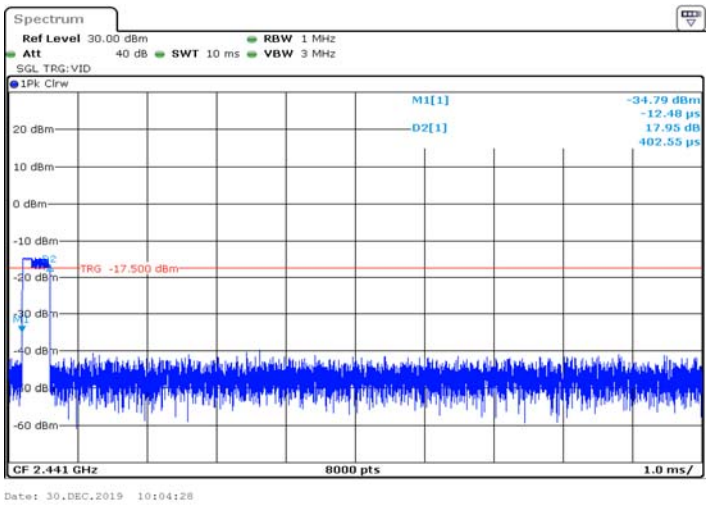

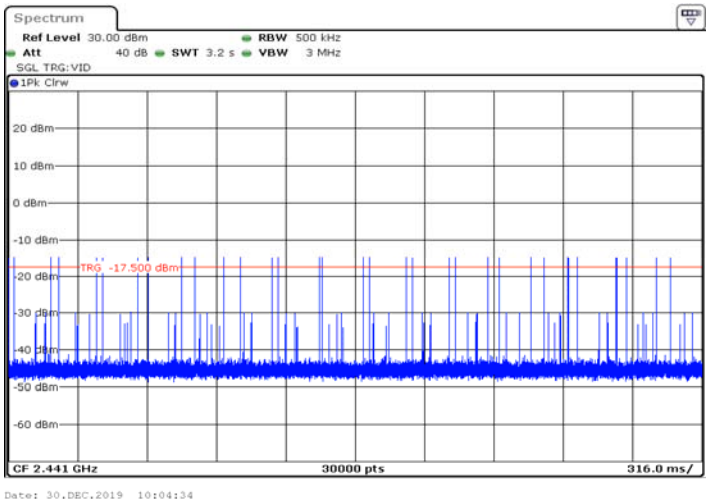

2DH3_Ant1_Hop

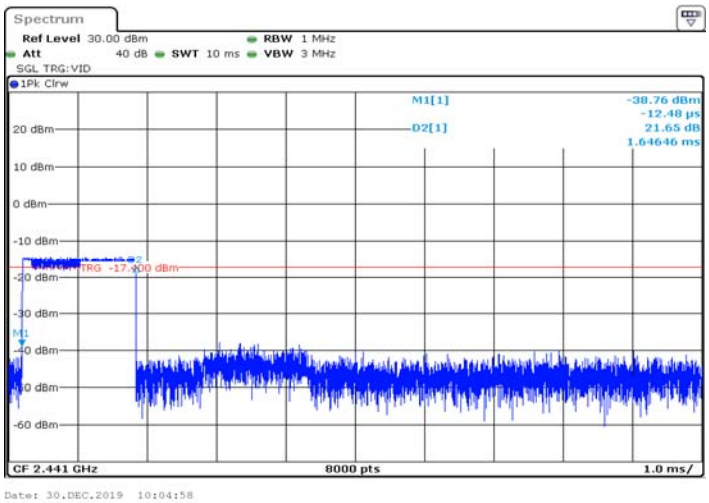

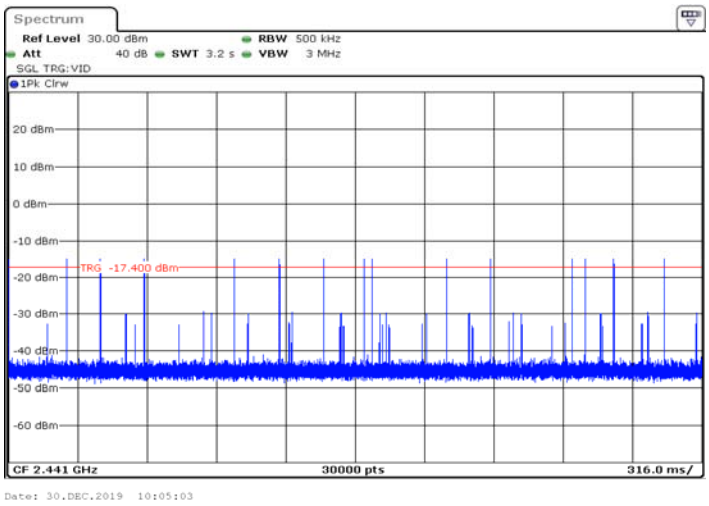

2DH5_Ant1_Hop

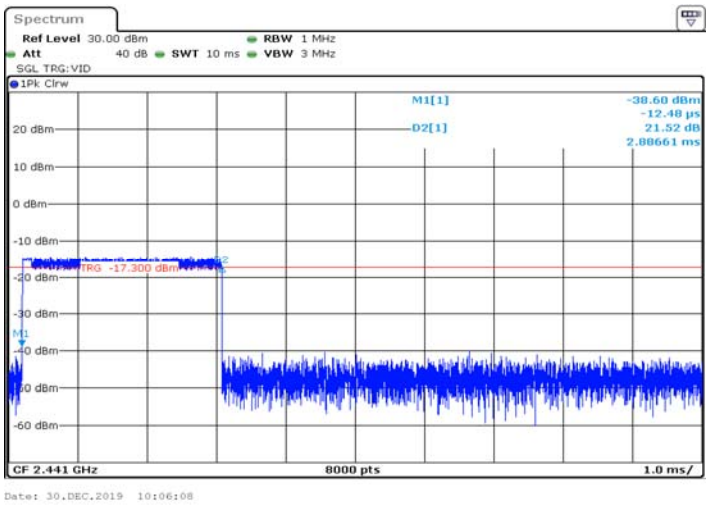

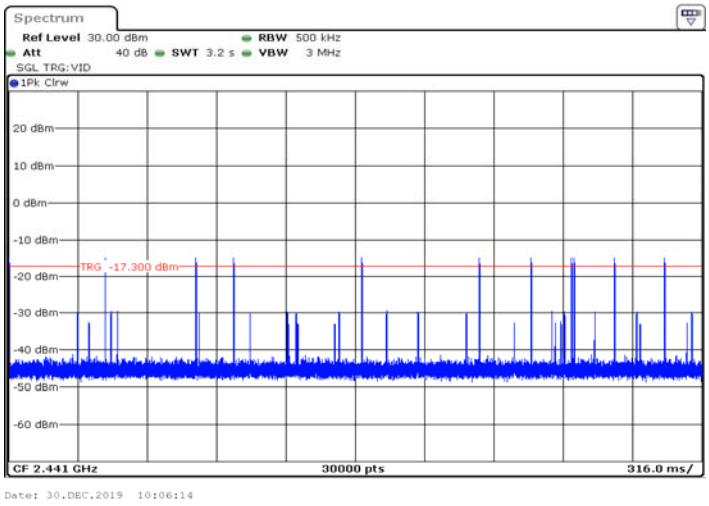

3DH1_Ant1_Hop
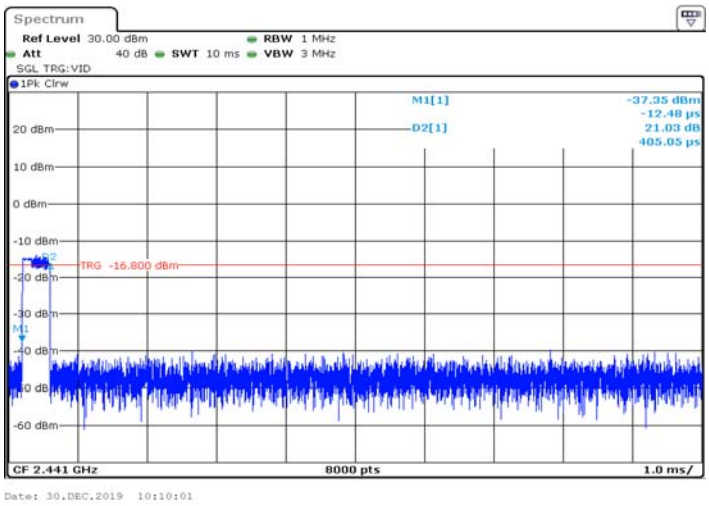
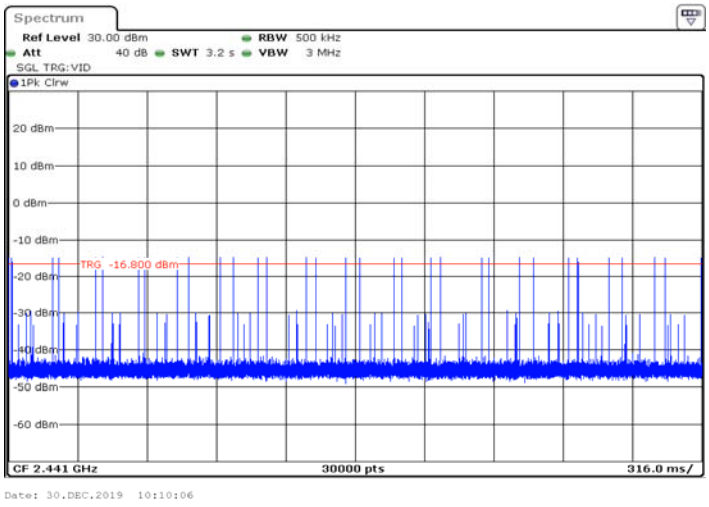
3DH3_Ant1_Hop
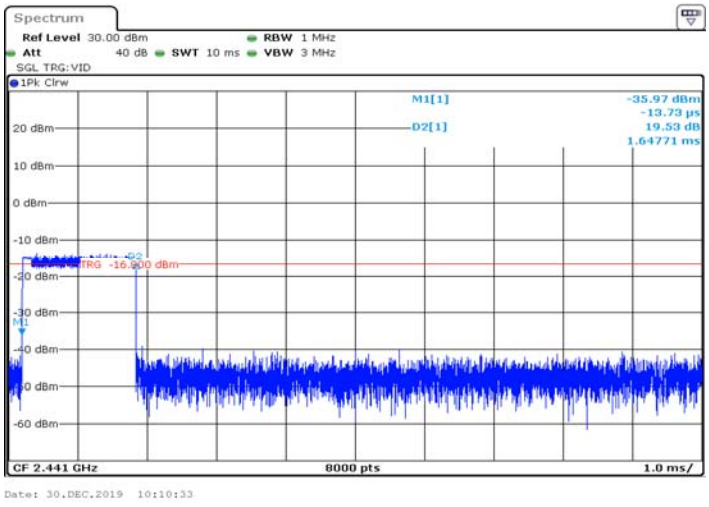

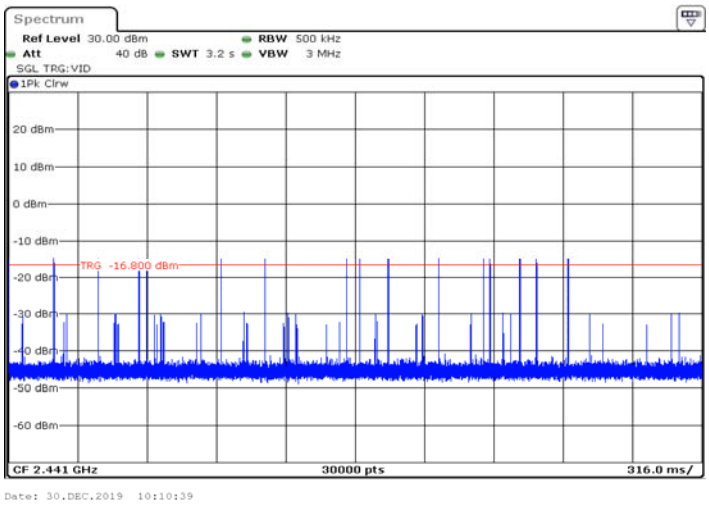

3DH5_Ant1_Hop

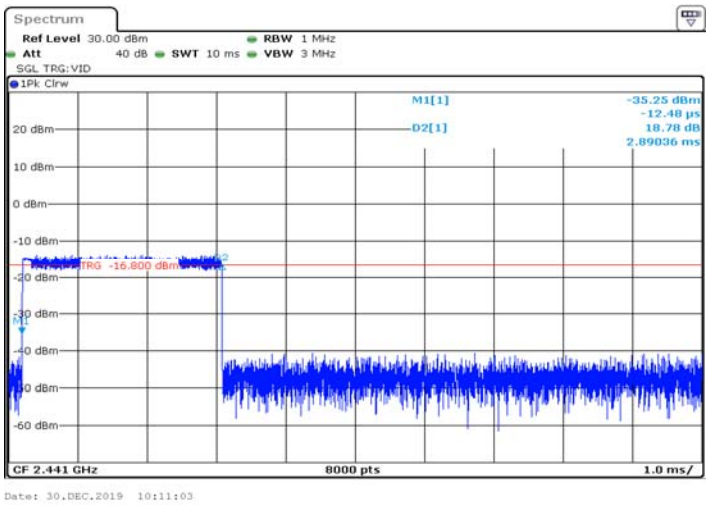

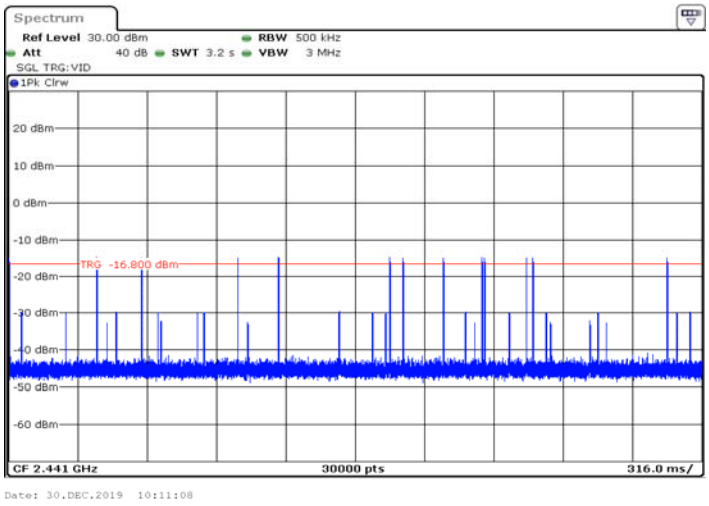

Item E: Number of hopping channels

Test Result

TestMode	Antenna	Channel	Result[Num]	Limit[Num]	Verdict
DH1	Ant1	Hop	79	>=15	PASS
2DH1	Ant1	Hop	79	>=15	PASS
3DH1	Ant1	Hop	79	>=15	PASS

Test Graphs

DH1_Ant1_Hop
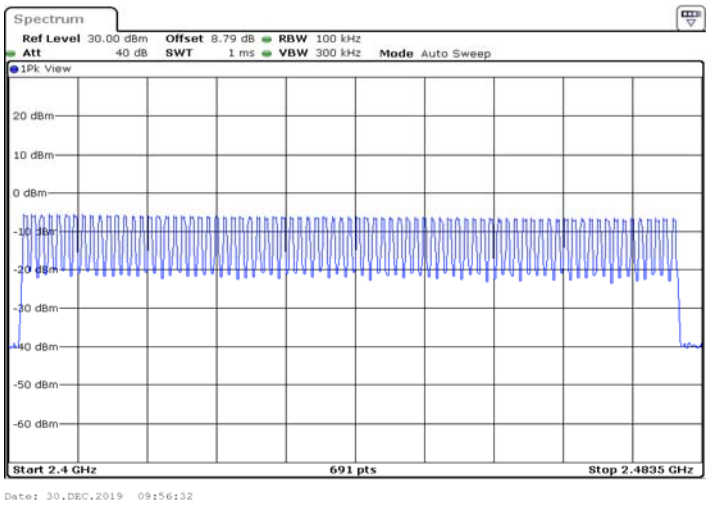
2DH1_Ant1_Hop
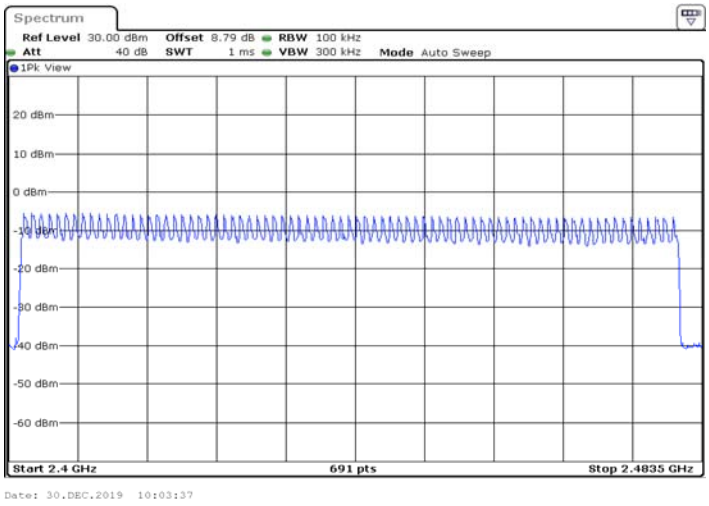

3DH1_Ant1_Hop
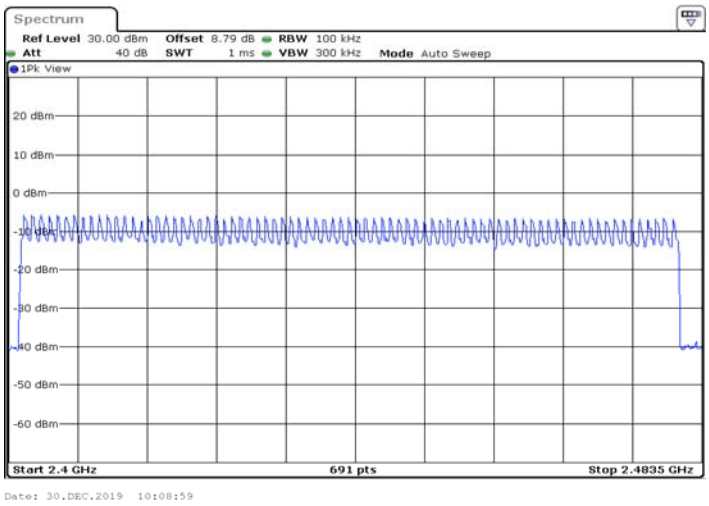

Item F: Band edge measurements

Test Graphs

DH1_Ant1_Low_2402

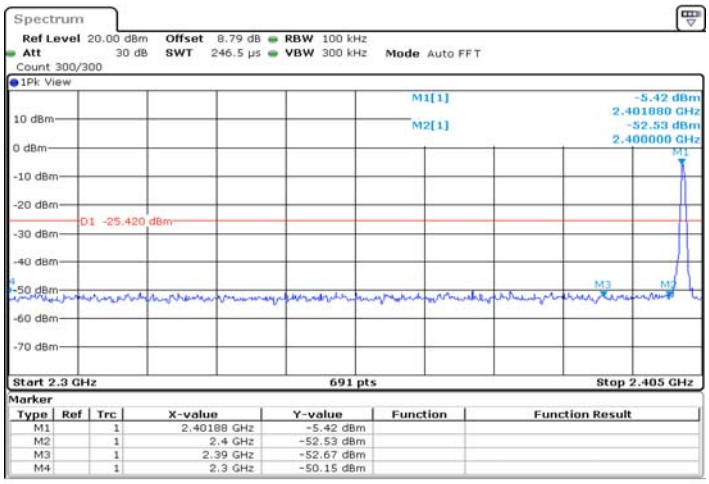

DH1_Ant1_High_2480

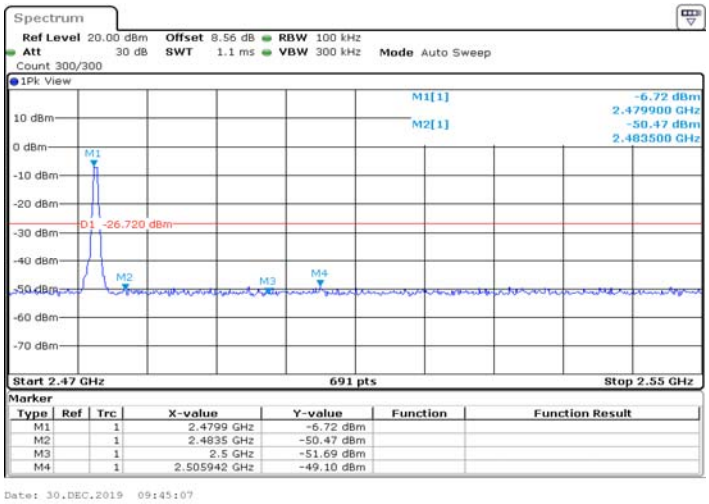

DH1_Ant1_Low_Hop_2402

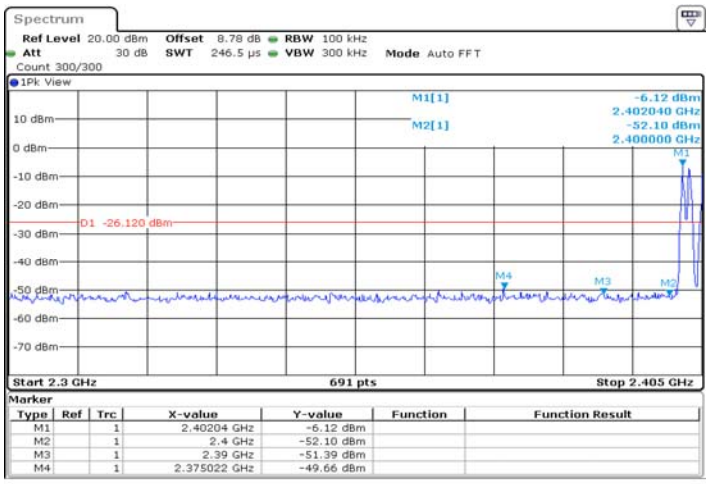

DH1_Ant1_High_Hop_2480

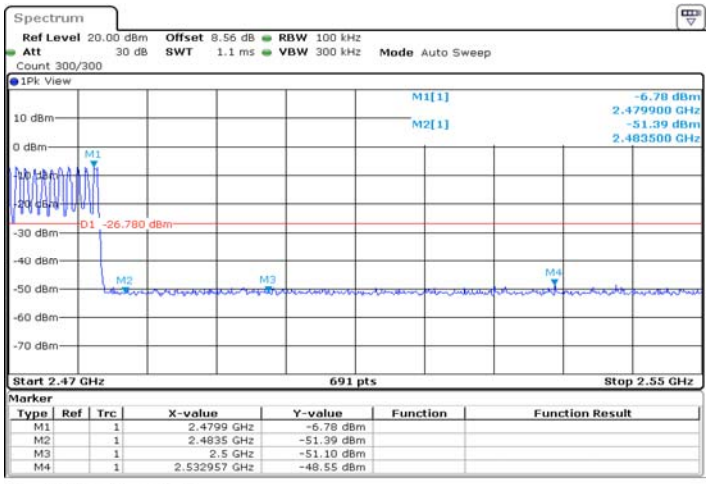

2DH1_Ant1_Low_2402

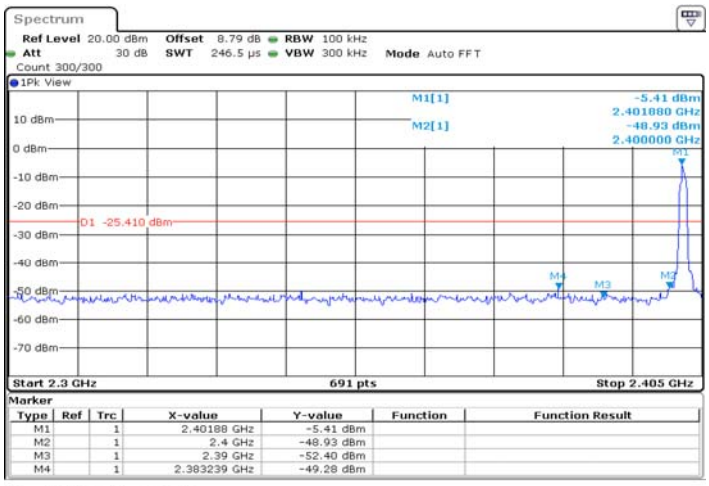

2DH1_Ant1_High_2480

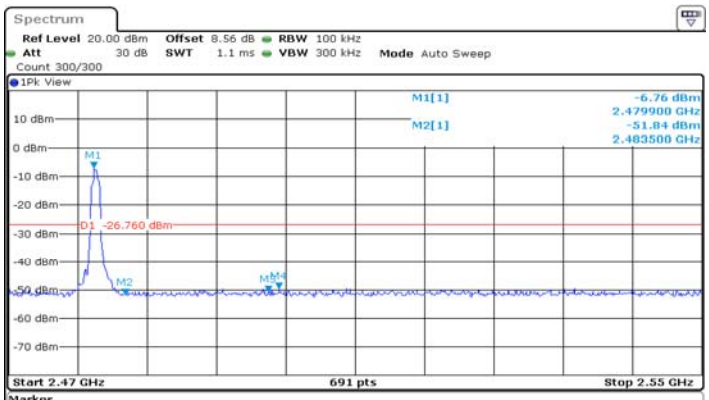

Marker

Type	Ref	Trc	X-value	Y-value	Function	Function Result
M1		1	2.4799 GHz	-6.76 dBm		
M2		1	2.4835 GHz	-51.84 dBm		
M3		1	2.5 GHz	-50.64 dBm		
M4		1	2.501188 GHz	-49.51 dBm		

Date: 30.DEC.2019 09:48:59

2DH1_Ant1_Low_Hop_2402

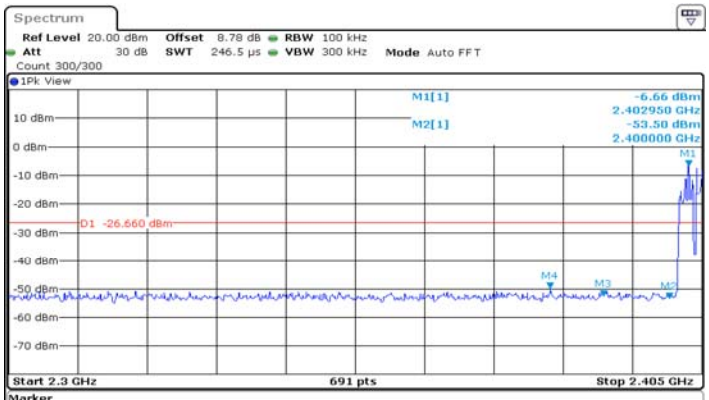

Marker

Type	Ref	Trc	X-value	Y-value	Function	Function Result
M1		1	2.40295 GHz	-6.66 dBm		
M2		1	2.4 GHz	-53.50 dBm		
M3		1	2.39 GHz	-52.70 dBm		
M4		1	2.382022 GHz	-49.73 dBm		

Date: 30.DEC.2019 10:01:32

2DH1_Ant1_High_Hop_2480

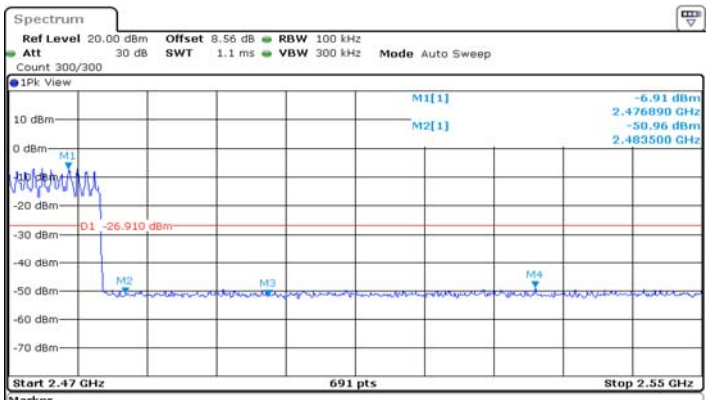

Marker

Type	Ref	Trc	X-value	Y-value	Function	Function Result
M1		1	2.47689 GHz	-6.91 dBm		
M2		1	2.4835 GHz	-50.96 dBm		
M3		1	2.5 GHz	-51.83 dBm		
M4		1	2.530754 GHz	-48.68 dBm		

Date: 30.DEC.2019 10:03:51

3DH1_Ant1_Low_2402

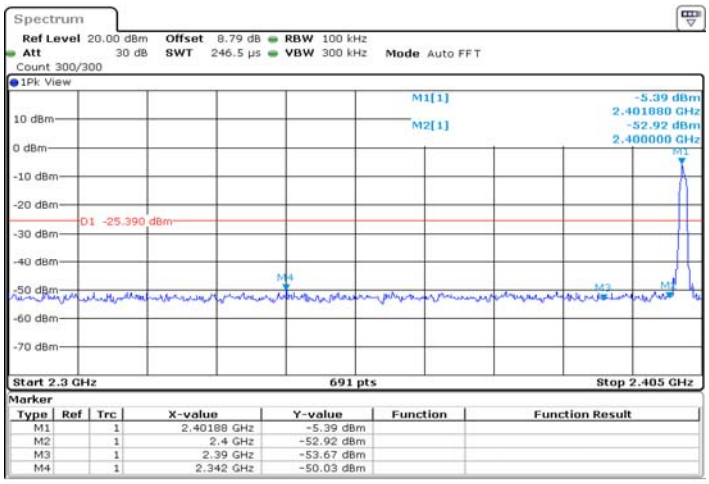

3DH1_Ant1_High_2480

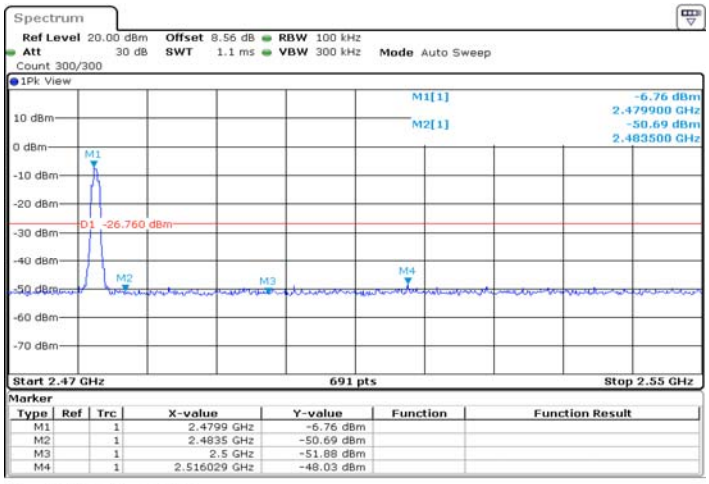

3DH1_Ant1_Low_Hop_2402

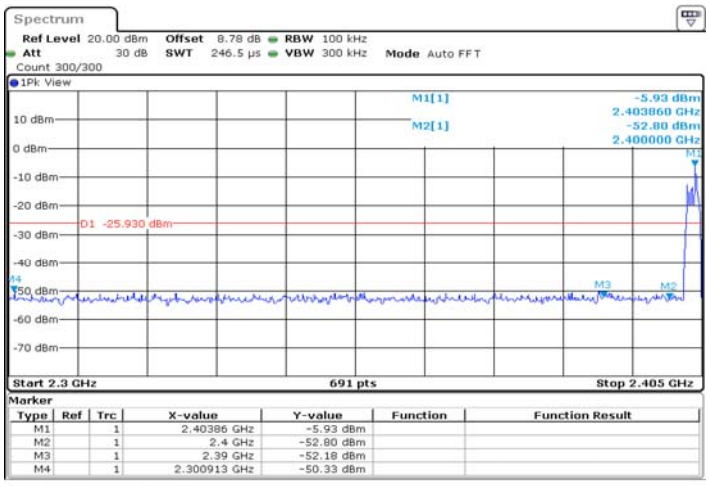

3DH1_Ant1_High_Hop_2480

Marker

Type	Ref	Trc	X-value	Y-value	Function	Function Result
M1		1	2.47793 GHz	-6.90 dBm		
M2		1	2.4835 GHz	-50.95 dBm		
M3		1	2.5 GHz	-51.30 dBm		
M4		1	2.538754 GHz	-49.31 dBm		

Date: 30.DEC.2019 10:09:13