Appendix A3: Min emission bandwidth

Test Result

TestMode	Antenna	Channel	6db EBW [MHz]	FL[MHz]	FH[MHz]	Limit[MHz]	Verdict
11A	Ant1	5745	15.720	5737.200	5752.920	0.5	PASS
		5785	15.200	5777.400	5792.600	0.5	PASS
		5825	15.400	5817.200	5832.600	0.5	PASS
11N20SISO	Ant1	5745	16.120	5737.400	5753.520	0.5	PASS
		5785	15.200	5777.400	5792.600	0.5	PASS
		5825	16.160	5816.440	5832.600	0.5	PASS
11N40SISO	Ant1	5755	35.520	5737.320	5772.840	0.5	PASS
		5795	35.360	5777.320	5812.680	0.5	PASS
11AC20SISO	Ant1	5745	16.160	5737.400	5753.560	0.5	PASS
		5785	16.240	5776.560	5792.800	0.5	PASS
		5825	16.600	5816.560	5833.160	0.5	PASS
11AC40SISO	Ant1	5755	35.360	5737.320	5772.680	0.5	PASS
		5795	35.360	5777.320	5812.680	0.5	PASS
11AC80SISO	Ant1	5775	76.480	5736.920	5813.400	0.5	PASS

Test Graphs

11A_Ant1_5745

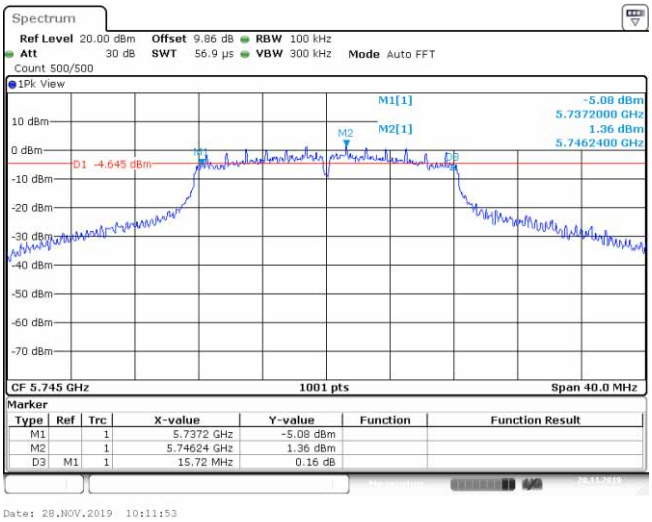

11A_Ant1_5785

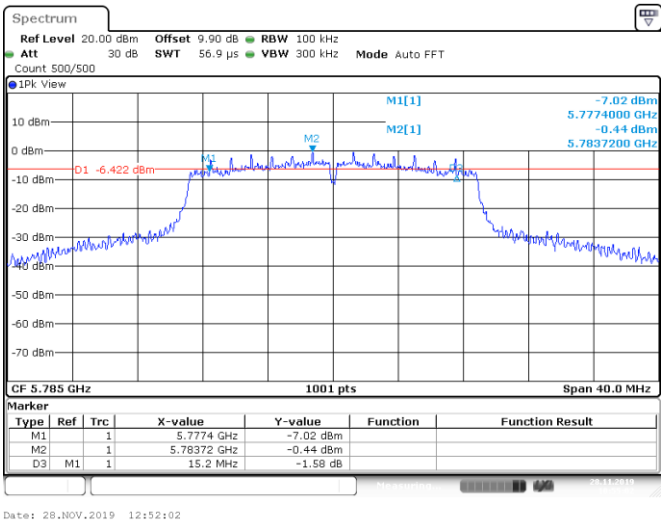

11A_Ant1_5825

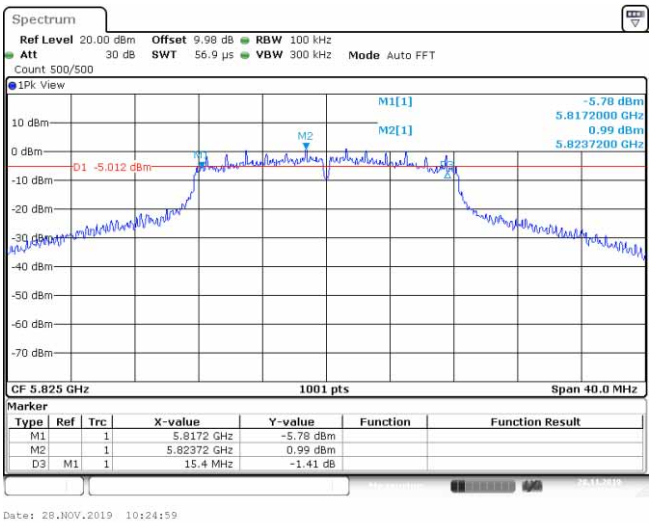

11N20SISO_Ant1_5745

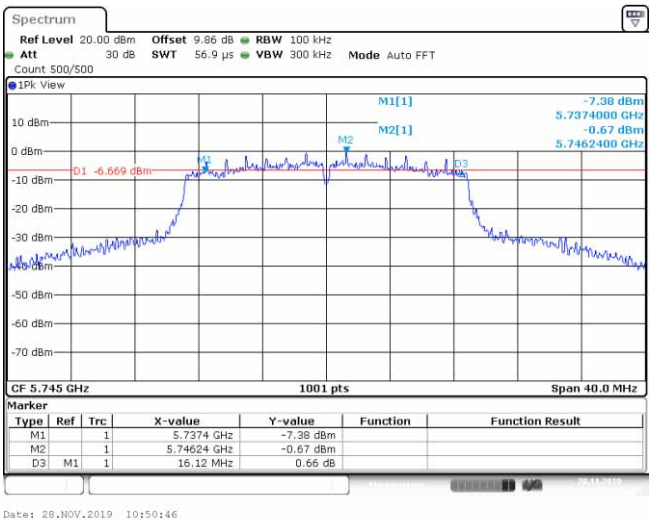

11N20SISO_Ant1_5785

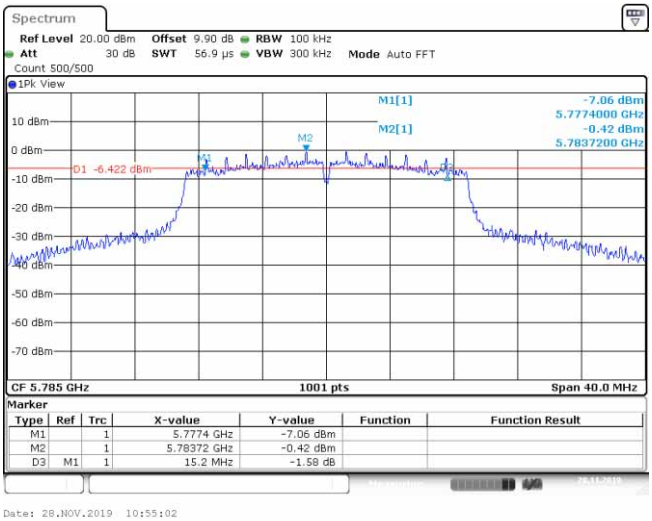

11N20SISO_Ant1_5825

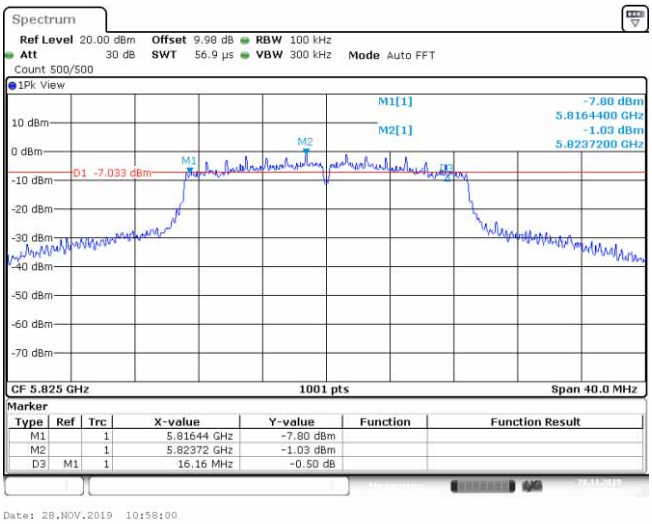

11N40SISO_Ant1_5755

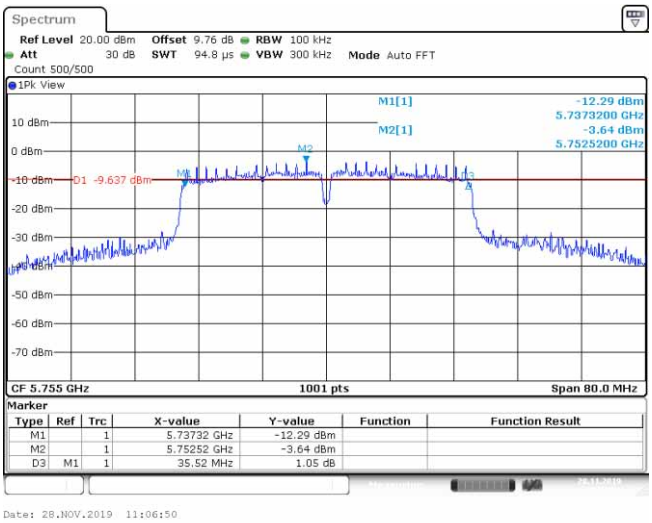

11N40SISO_Ant1_5795

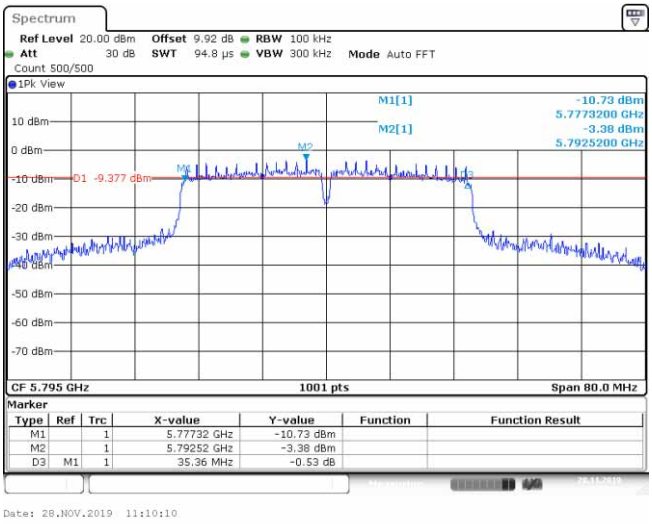

11AC20SISO_Ant1_5745

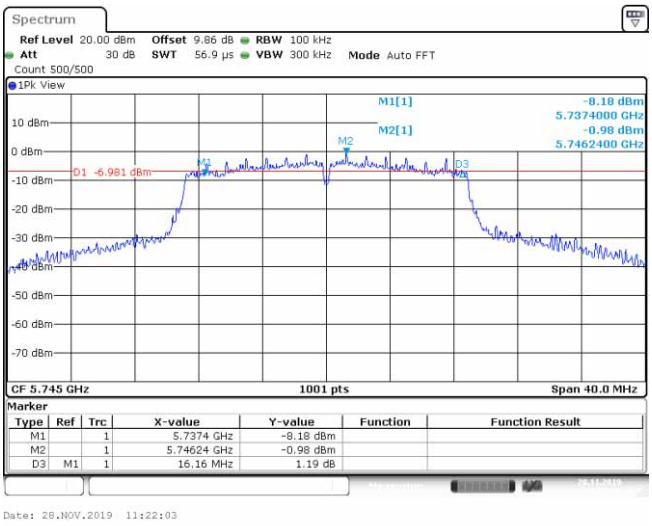

11AC20SISO_Ant1_5785

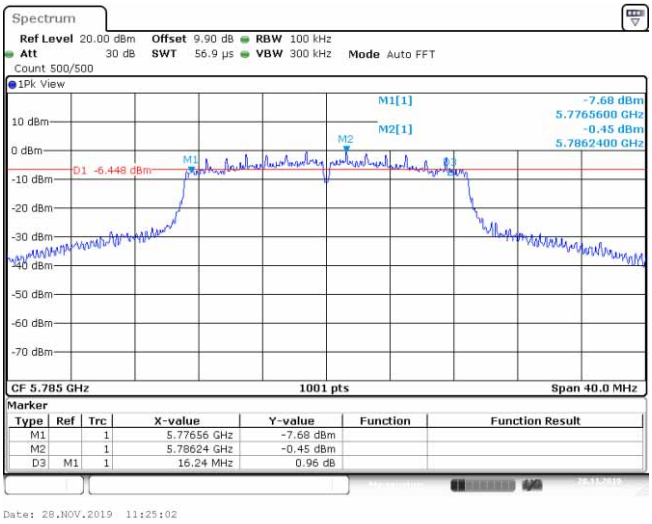

11AC20SISO_Ant1_5825

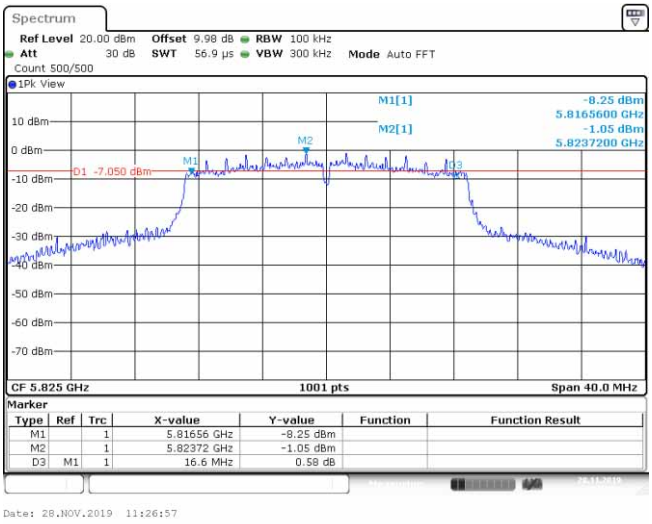

11AC40SISO_Ant1_5755

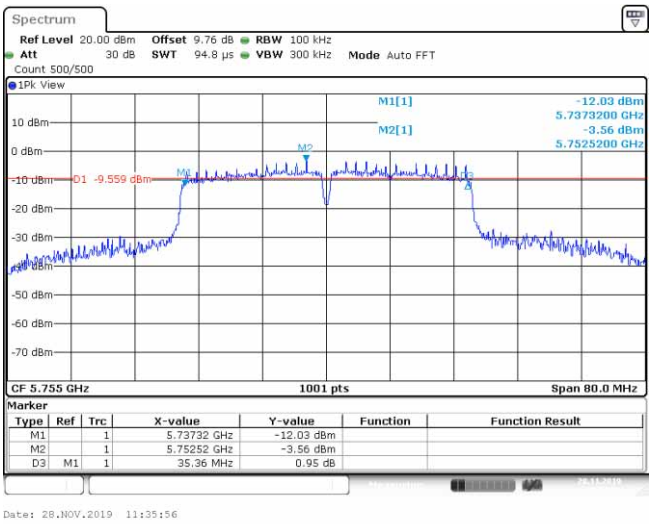

11AC40SISO_Ant1_5795
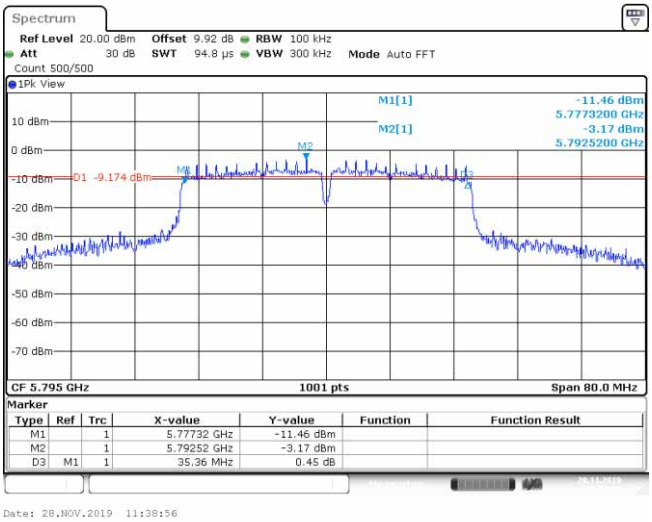

11AC80SISO_Ant1_5775

Appendix B: Maximum power spectral density

Test Result

TestMode	Antenna	Channel	PSD Result [dBm/MHz]	Duty factor (dB)	Report PSD+ Duty factor	Limit[dBm/MHz]	Verdict
11A	Ant1	5180	9.22	0.12	9.34	<=11	PASS
		5200	8.34	0.12	8.46	<=11	PASS
		5240	8.49	0.12	8.61	<=11	PASS
		5745	4.97	0.12	5.09	<=30	PASS
		5785	3.79	0.00	3.79	<=30	PASS
		5825	5.32	0.17	5.49	<=30	PASS
11N20SISO	Ant1	5180	6.07	0.13	6.2	<=11	PASS
		5200	6.07	0.13	6.2	<=11	PASS
		5240	6.49	0.13	6.62	<=11	PASS
		5745	3.09	0.12	3.21	<=30	PASS
		5785	3.59	0.12	3.71	<=30	PASS
		5825	3	0.13	3.13	<=30	PASS
11N40SISO	Ant1	5190	4.45	0.24	4.69	<=11	PASS
		5230	3.04	0.25	3.29	<=11	PASS
		5755	0.53	0.25	0.78	<=30	PASS
		5795	-0.41	0.24	-0.17	<=30	PASS
11AC20SISO	Ant1	5180	7.14	0.12	7.26	<=11	PASS
		5200	6.22	0.12	6.34	<=11	PASS
		5240	6.44	0.13	6.57	<=11	PASS
		5745	3.57	0.12	3.69	<=30	PASS
		5785	3.52	0.12	3.64	<=30	PASS
		5825	2.69	0.12	2.81	<=30	PASS
11AC40SISO	Ant1	5190	4.05	0.24	4.29	<=11	PASS
		5230	3.48	0.25	3.73	<=11	PASS
		5755	0.49	0.25	0.74	<=30	PASS
		5795	0.55	0.25	0.8	<=30	PASS
11AC80SISO	Ant1	5210	-0.7	0.36	-0.34	<=11	PASS
		5775	-4.3	0.36	-3.94	<=30	PASS

Note：1.The Result and Limit Unit is dBm/500 kHz in the band 5.725–5.85 GHz.

2.The Duty Cycle Factor and RBW Factor is compensated in the graph.

TestMode	Antenna	Channel	PSD Result [dBm/MHz]	Duty factor (dB)	Report PSD+ Duty factor	Limit[dBm/MHz]	Verdict
11A	Ant1	5260	-0.63	0.23	-0.4	<=11	PASS
		5280	-0.25	0.23	-0.02	<=11	PASS

		5320	1.46	0.22	1.68	<=11	PASS
		5500	1.82	0.23	2.05	<=11	PASS
		5580	3.29	0.23	3.52	<=11	PASS
		5700	3.52	0.23	3.75	<=11	PASS
11N20SISO	Ant1	5260	-0.98	0.22	-0.76	<=11	PASS
		5280	0.32	0.23	0.55	<=11	PASS
		5320	1.55	0.23	1.78	<=11	PASS
		5500	2.06	0.22	2.28	<=11	PASS
		5580	3.97	0.22	4.19	<=11	PASS
		5700	4.36	0.22	4.58	<=11	PASS
11N40SISO	Ant1	5270	-3.02	0.44	-2.58	<=11	PASS
		5310	-1.49	0.45	-1.04	<=11	PASS
		5510	1.1	0.45	1.55	<=11	PASS
		5550	0.78	0.44	1.22	<=11	PASS
		5670	2.17	0.44	2.61	<=11	PASS
11AC20SISO	Ant1	5260	-0.59	0.07	-0.52	<=11	PASS
		5280	0.93	0.07	1	<=11	PASS
		5320	1.26	0.07	1.33	<=11	PASS
		5500	2.36	0.07	2.43	<=11	PASS
		5580	3.96	0.07	4.03	<=11	PASS
		5700	3.93	0.07	4	<=11	PASS
11AC40SISO	Ant1	5270	-2.7	0.14	-2.56	<=11	PASS
		5310	-1.06	0.14	-0.92	<=11	PASS
		5510	-0.74	0.14	-0.6	<=11	PASS
		5550	0.78	0.14	0.92	<=11	PASS
		5670	1.4	0.14	1.54	<=11	PASS
11AC80SISO	Ant1	5290	-4.65	0.29	-4.36	<=11	PASS
		5530	-3.03	0.29	-2.74	<=11	PASS

Note：1,.The Duty Cycle Factor and RBW Factor is compensated in the graph.

Test Graphs

11A_Ant1_5180

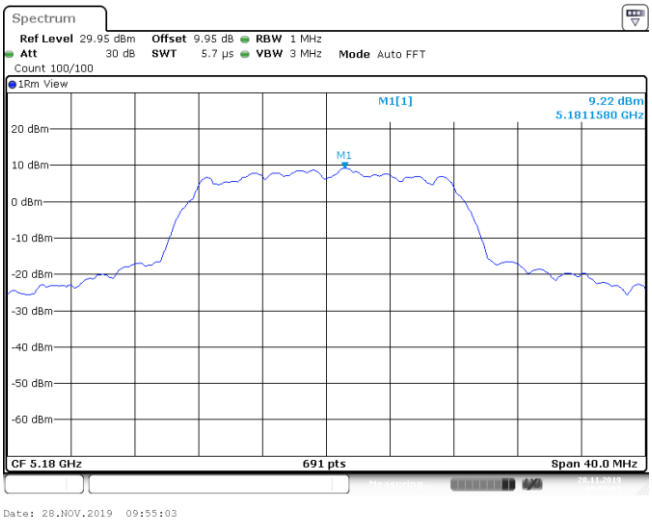

11A_Ant1_5200

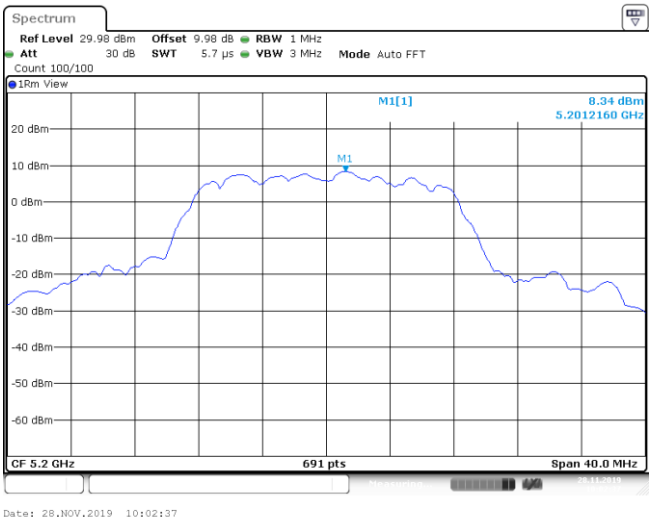

11A_Ant1_5240

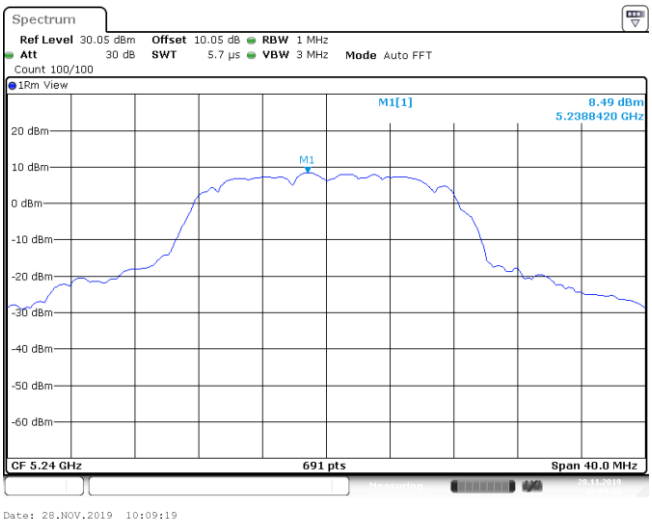

11A_Ant1_5745

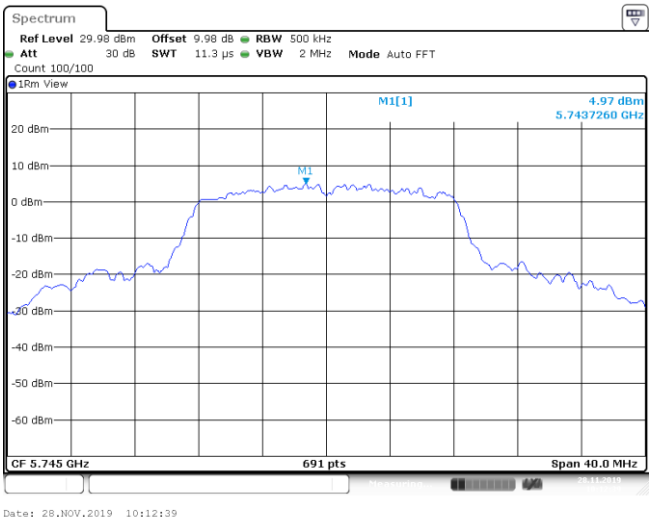

11A_Ant1_5785

11A_Ant1_5825

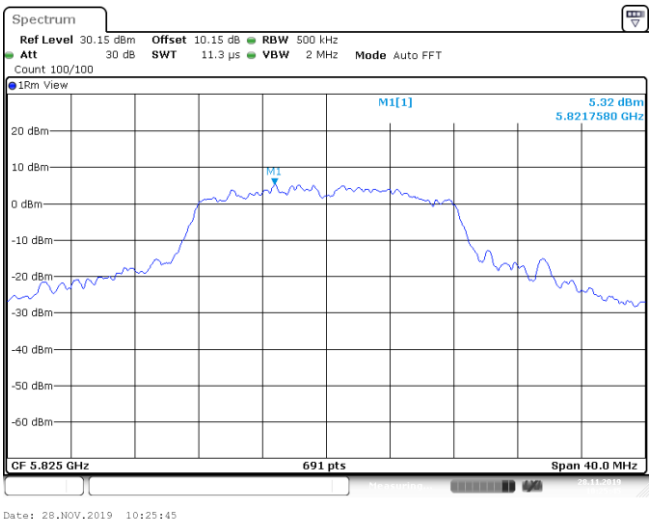

11N20SISO_Ant1_5180

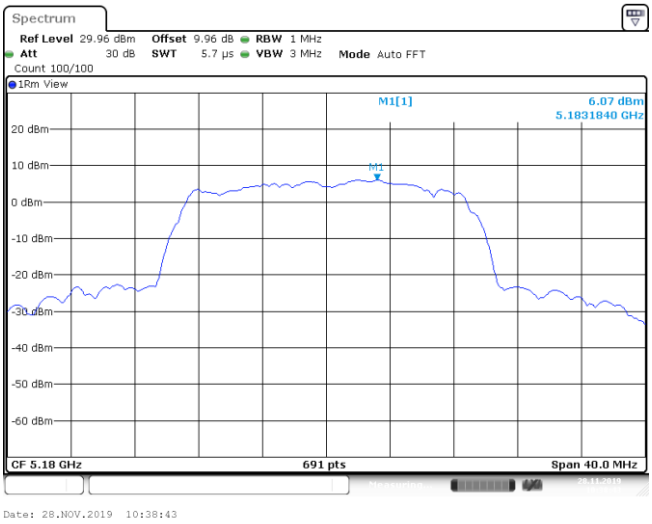

11N20SISO_Ant1_5200

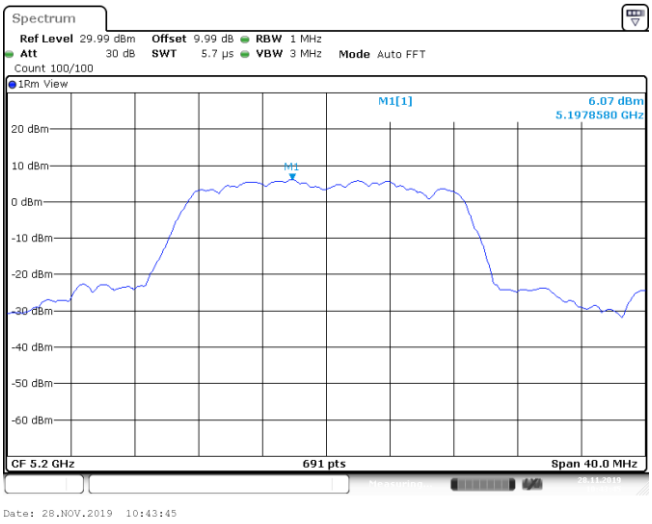

11N20SISO_Ant1_5240

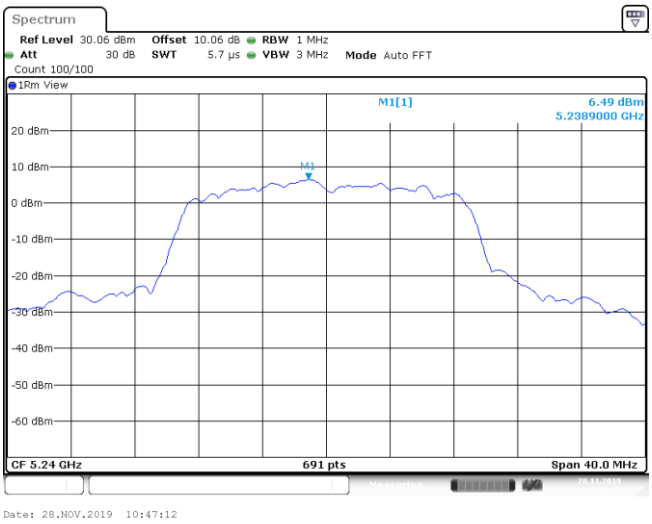

11N20SISO_Ant1_5745

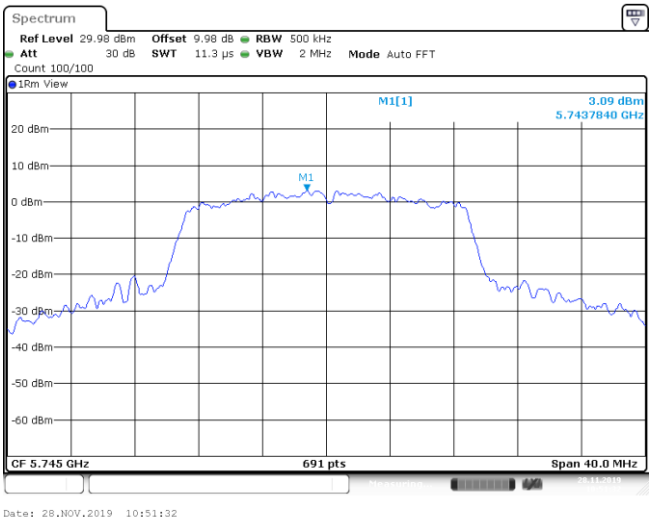

11N20SISO_Ant1_5785

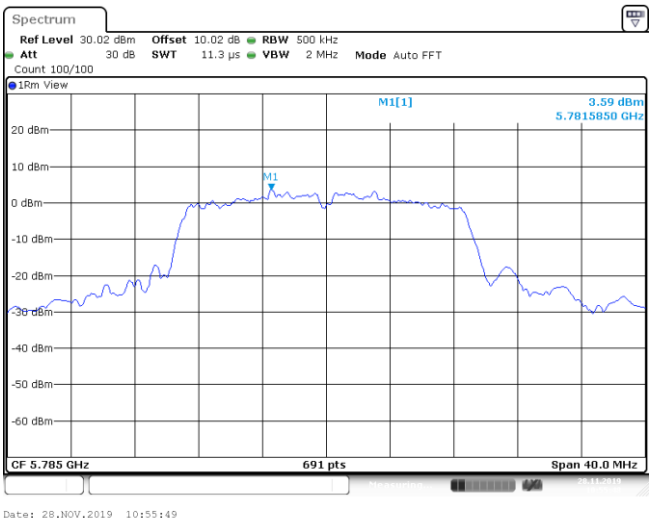

11N20SISO_Ant1_5825

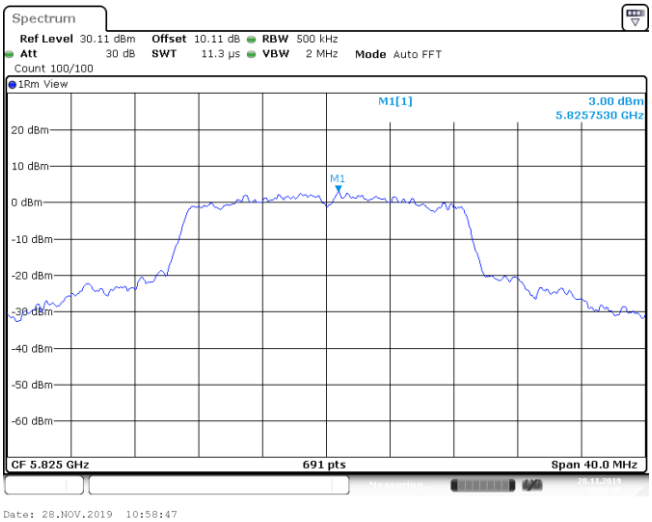

11N40SISO_Ant1_5190
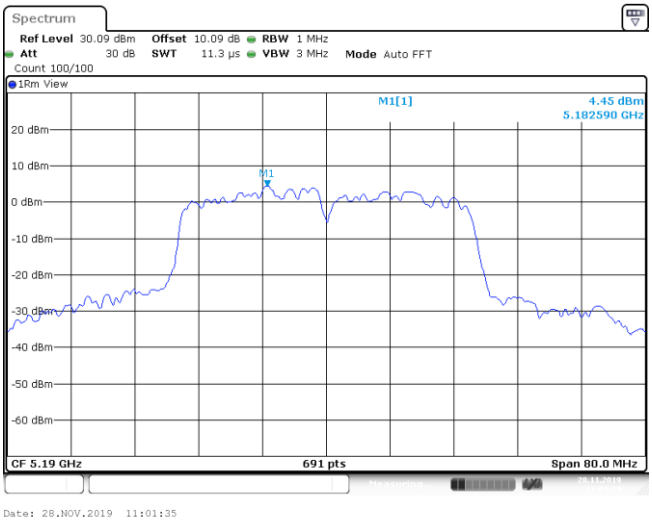

11N40SISO_Ant1_5230
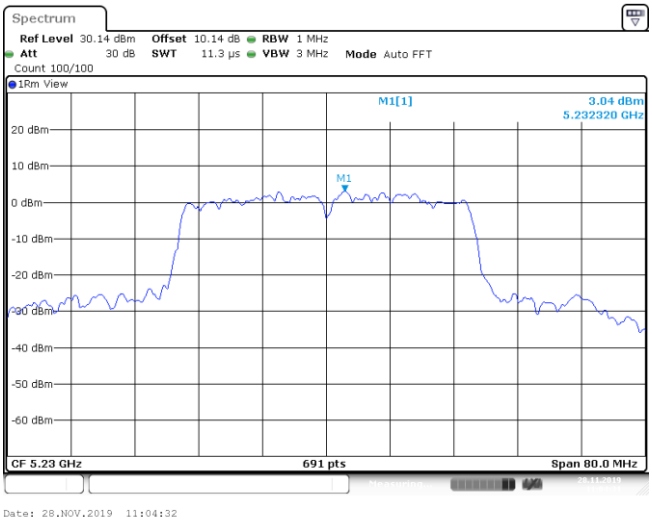

11N40SISO_Ant1_5755
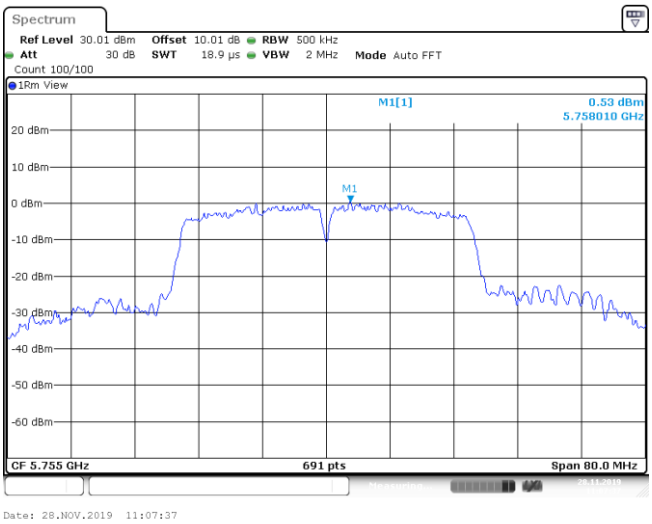

11N40SISO_Ant1_5795
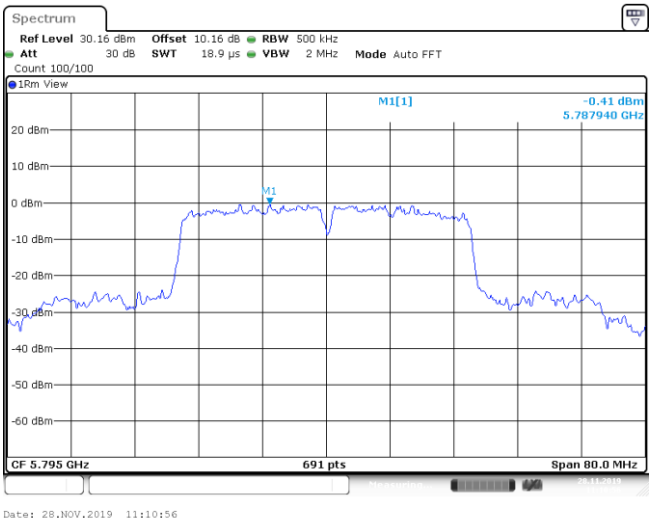

11AC20SISO_Ant1_5180
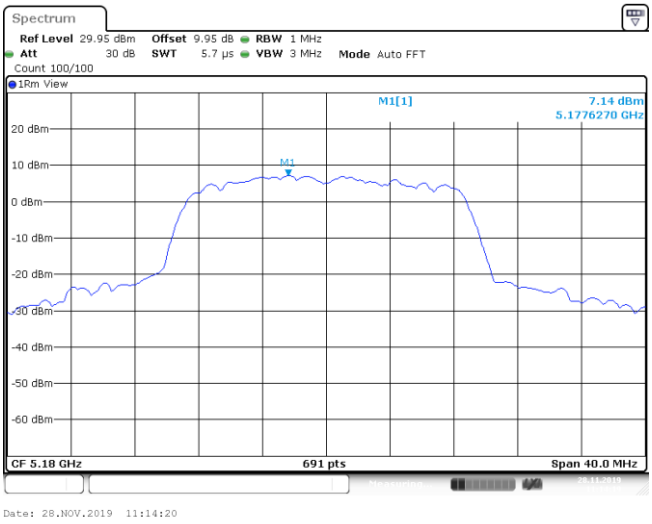

11AC20SISO_Ant1_5200
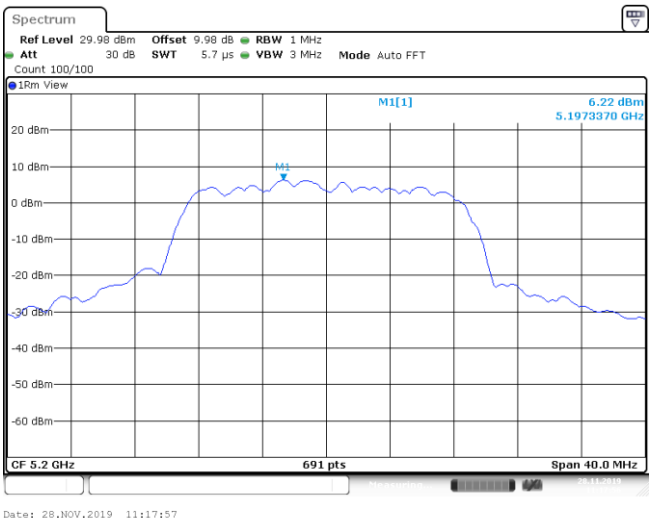

11AC20SISO_Ant1_5240

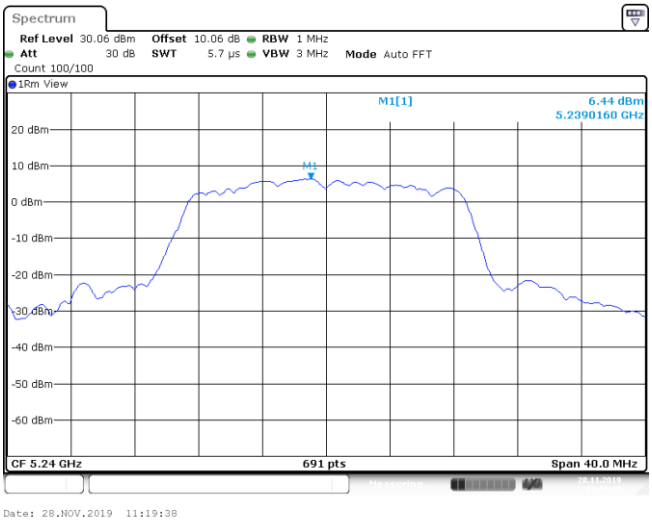

11AC20SISO_Ant1_5745

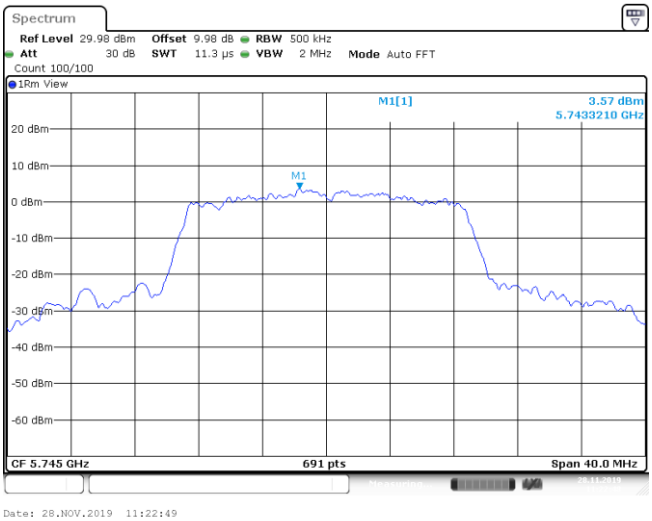

11AC20SISO_Ant1_5785

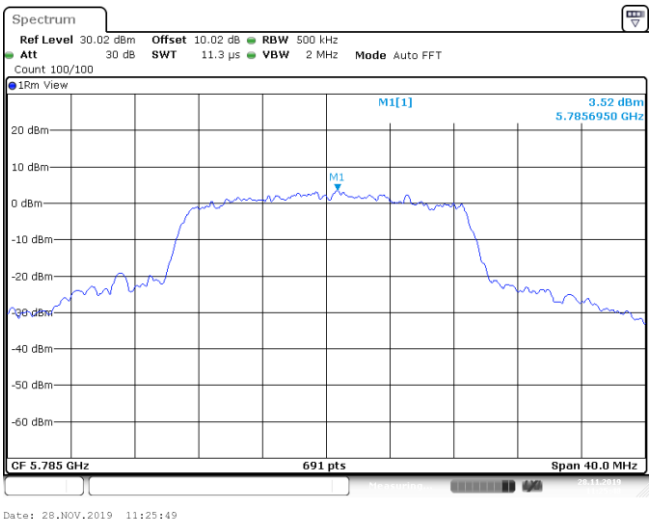

11AC20SISO_Ant1_5825

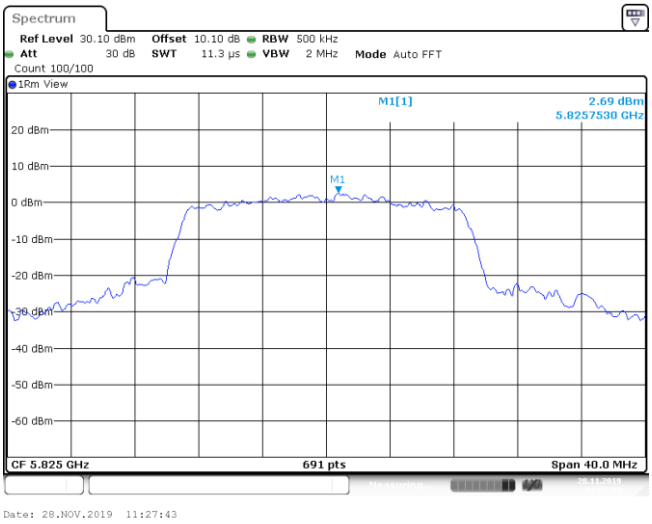

11AC40SISO_Ant1_5190

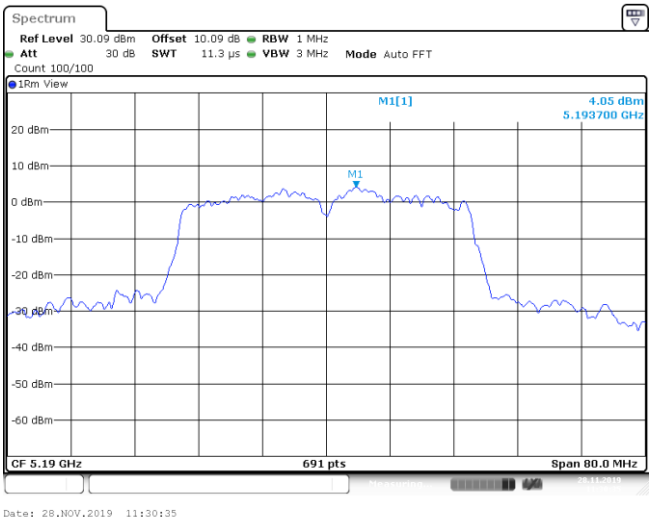

11AC40SISO_Ant1_5230

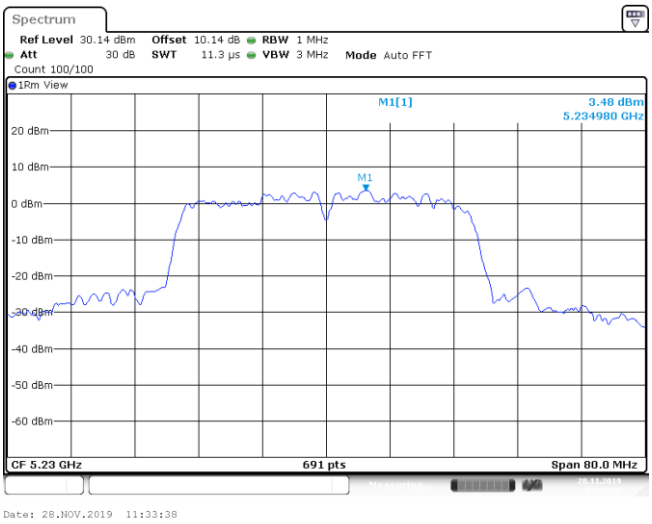

11AC40SISO_Ant1_5755

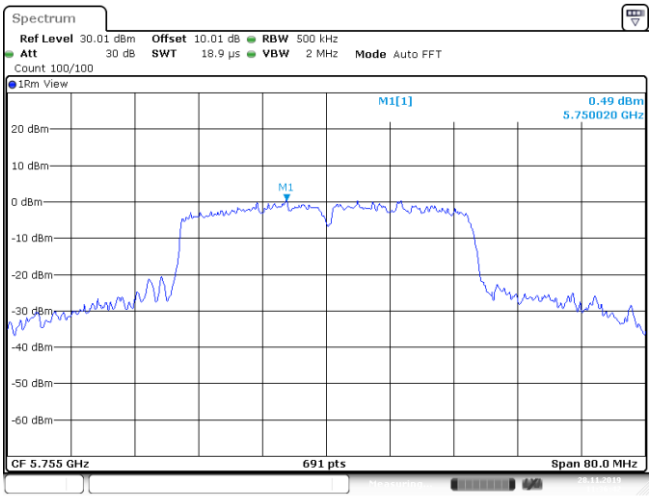

11AC40SISO_Ant1_5795

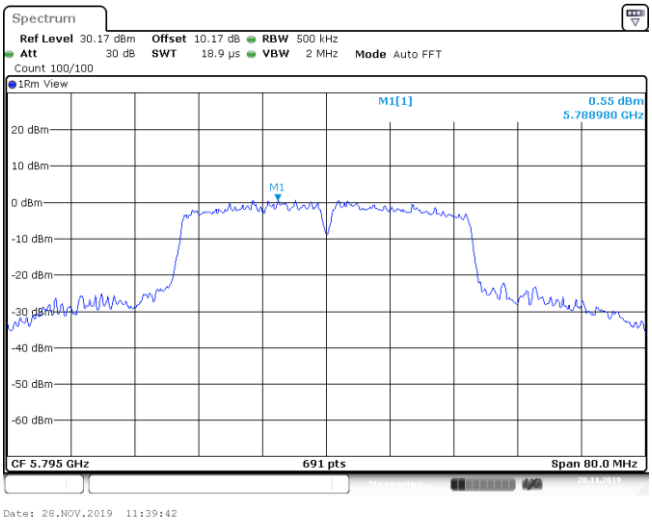

11A_Ant1_5260

11A_Ant1_5280

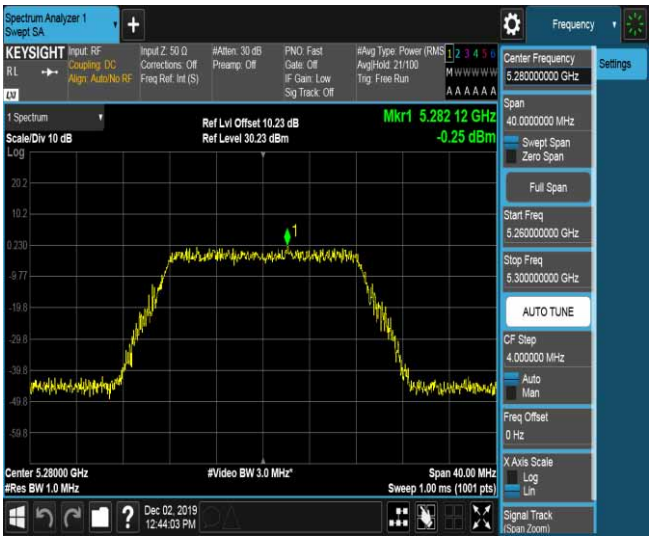

11A_Ant1_5320

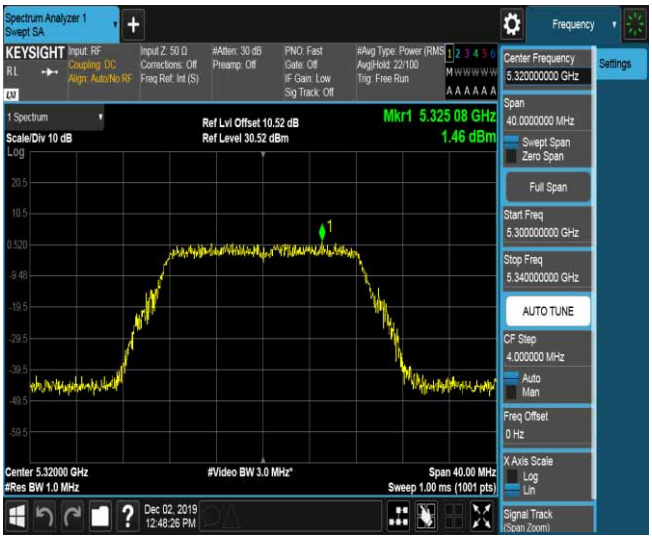

11A_Ant1_5500

11A_Ant1_5580

11A_Ant1_5700

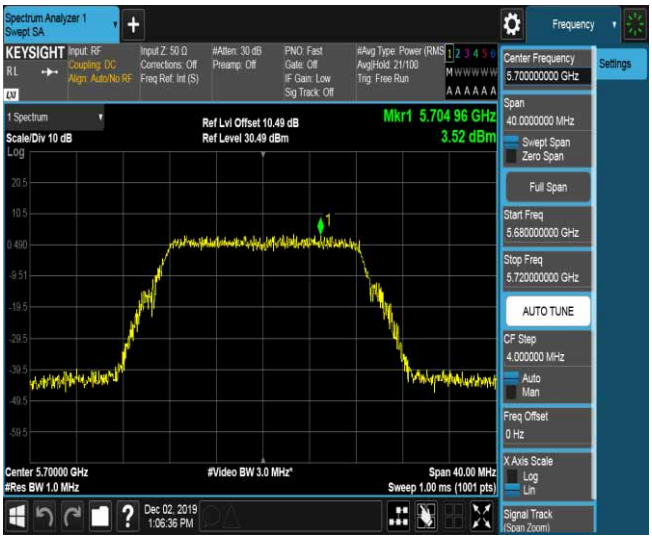

11N20SISO_Ant1_5260

11N20SISO_Ant1_5280

11N20SISO_Ant1_5320

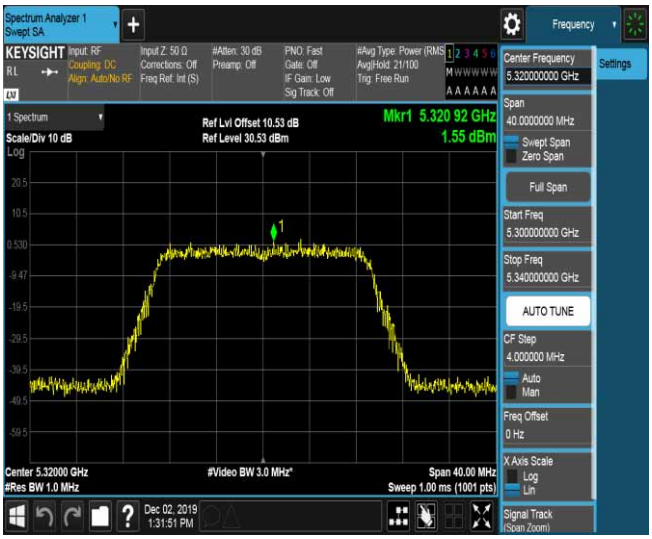

11N20SISO_Ant1_5500

11N20SISO_Ant1_5580

11N20SISO_Ant1_5700

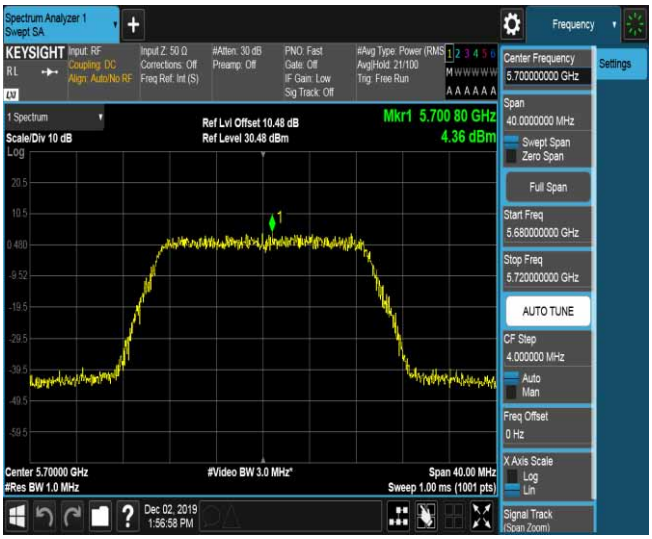

11N40SISO_Ant1_5270

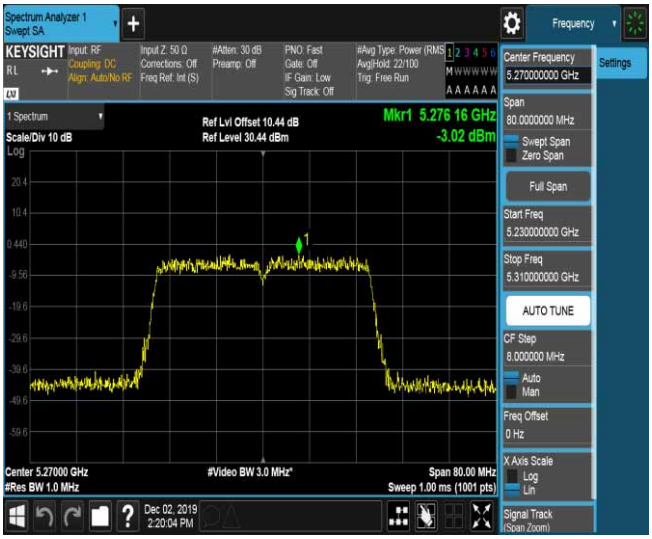

11N40SISO_Ant1_5310

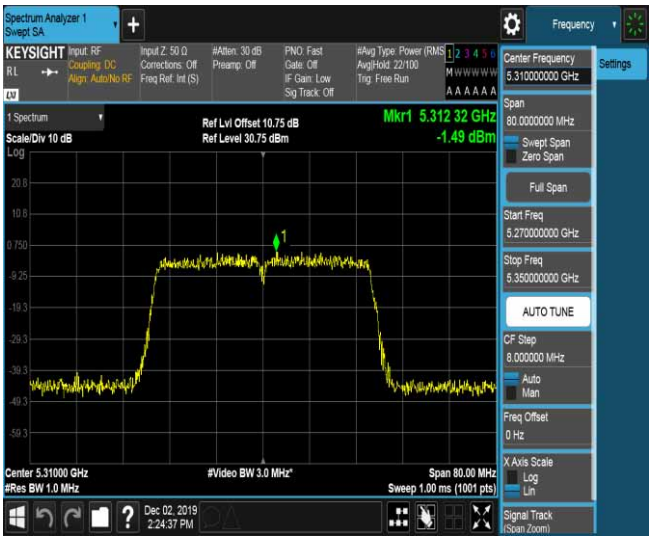

11N40SISO_Ant1_5510

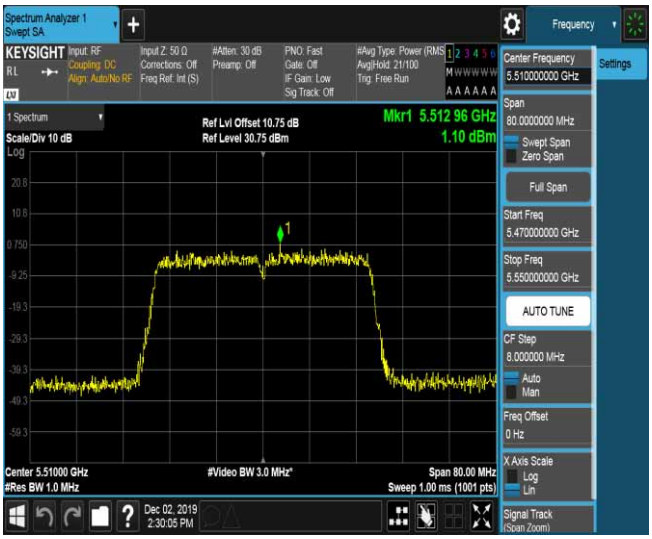

11N40SISO_Ant1_5550

11N40SISO_Ant1_5670

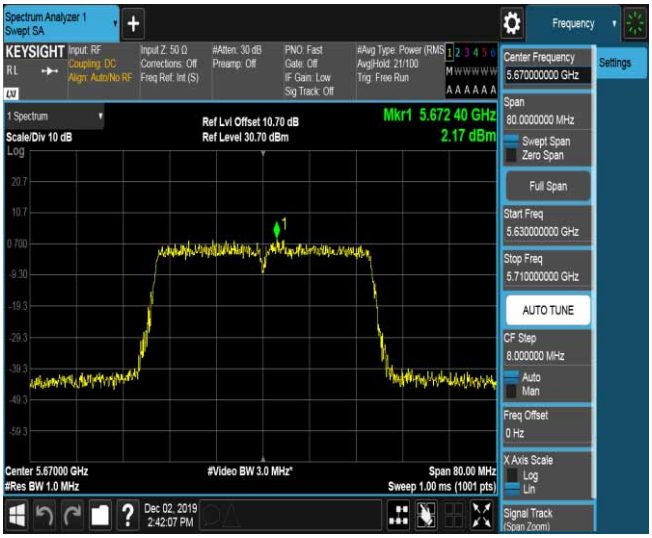

11AC20SISO_Ant1_5260

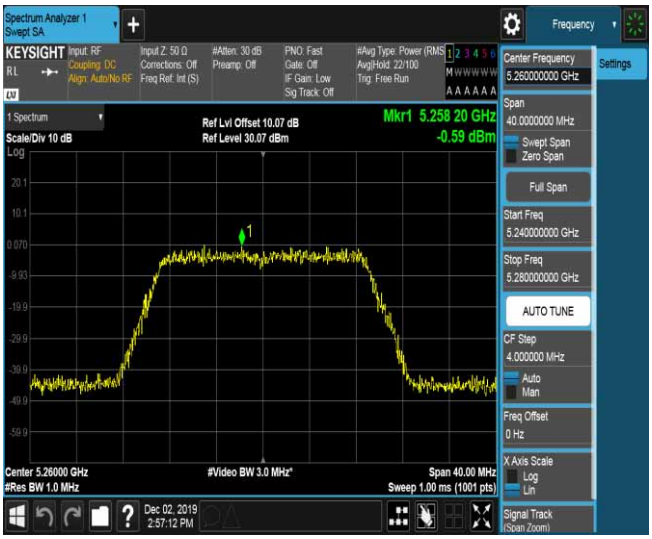

11AC20SISO_Ant1_5280

11AC20SISO_Ant1_5320

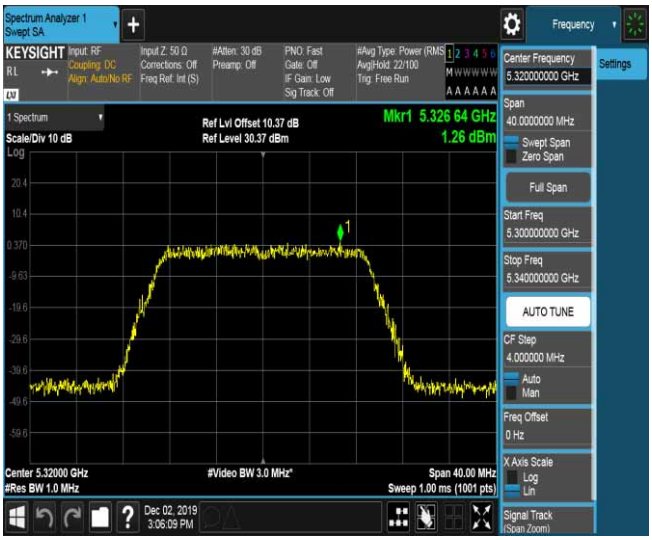

11AC20SISO_Ant1_5500

11AC20SISO_Ant1_5580

11AC20SISO_Ant1_5700

11AC40SISO_Ant1_5270

11AC40SISO_Ant1_5310

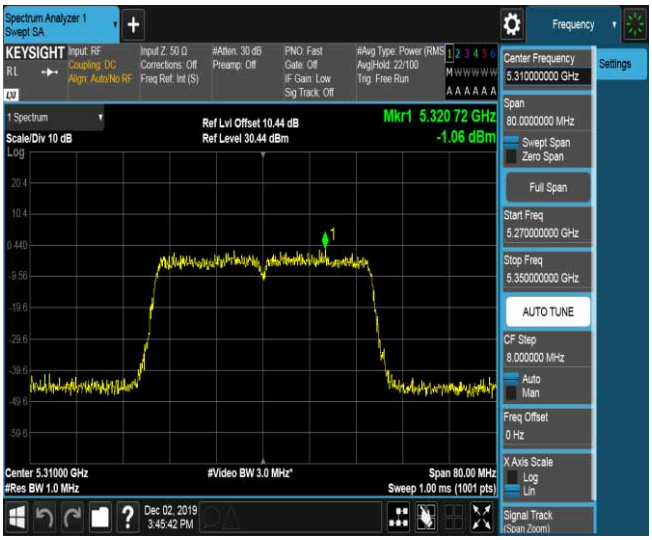

11AC40SISO_Ant1_5510

11AC40SISO_Ant1_5550

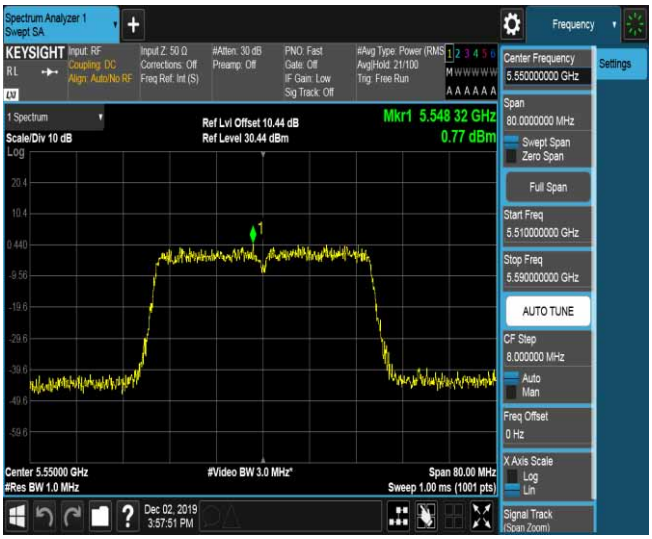

11AC40SISO_Ant1_5670

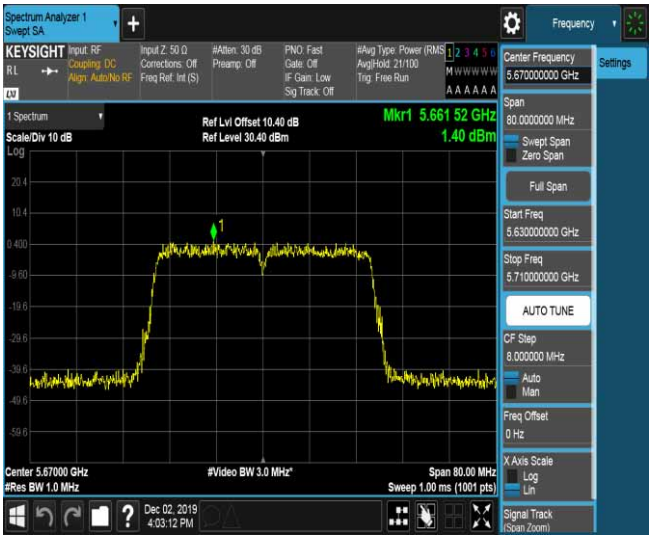

11AC80SISO_Ant1_5290
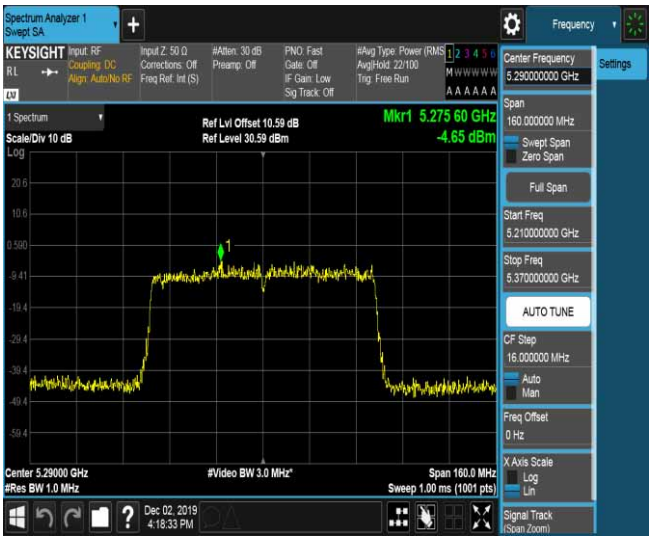

11AC80SISO_Ant1_5530

Appendix C: Band edge measurements

Test Result

TestMode	Antenna	ChName	Channel	Result[dBm]	Limit[dBm]	Verdict
11A	Ant1	Low	5180	-45.94	<=-27	PASS
		High	5240	-44.75	<=-27	PASS
11N20SISO	Ant1	Low	5180	-46.49	<=-27	PASS
		High	5240	-45.44	<=-27	PASS
11N40SISO	Ant1	Low	5190	-39.4	<=-27	PASS
		High	5230	-45.04	<=-27	PASS
11AC20SISO	Ant1	Low	5180	-46.55	<=-27	PASS
		High	5240	-45.57	<=-27	PASS
11AC40SISO	Ant1	Low	5190	-41.71	<=-27	PASS
		High	5230	-45.51	<=-27	PASS
11AC80SISO	Ant1	Low	5210	-52.37	<=-27	PASS
		High	5210	-55.89	<=-27	PASS

TestMode	Antenna	ChName	Channel	FreqRange [MHz]	Result [dBm]	Limit [dBm]	Verdict
11A	Ant1	Low	5745	5650~5700	-45.19	-7.14	PASS
				5700~5720	-44.86	13.45	PASS
				5720~5725	-36.59	26.62	PASS
				5760~5650	-46.54	-27	PASS
		High	5825	5850~5855	-42.35	19.81	PASS
				5855~5875	-45.15	10.93	PASS
				5875~5925	-45.26	5.82	PASS
				5925~5935	-46.32	-27	PASS
11N20SISO	Ant1	Low	5745	5650~5700	-45.57	-21.20	PASS
				5700~5720	-45.6	15.18	PASS
				5720~5725	-39.39	26.62	PASS
				5760~5650	-47	-27	PASS
		High	5825	5850~5855	-45.57	15.80	PASS
				5855~5875	-44.36	12.73	PASS
				5875~5925	-44.82	-11.12	PASS
				5925~5935	-46.1	-27	PASS
11N40SISO	Ant1	Low	5755	5650~5700	-45.95	-6.67	PASS
				5700~5720	-36.73	15.47	PASS
				5720~5725	-32.77	26.16	PASS
				5780~5650	-47.44	-27	PASS
		High	5795	5850~5855	-45.69	24.57	PASS
				5855~5875	-45.36	10.64	PASS
				5875~5925	-45.72	-4.37	PASS

				5925~5935	-46.4	-27	PASS
11AC20SISO	Ant1	Low	5745	5650~5700	-45.66	8.40	PASS
				5700~5720	-45.83	13.69	PASS
				5720~5725	-38.92	27.00	PASS
				5760~5650	-45.93	-27	PASS
		High	5825	5850~5855	-45.76	20.26	PASS
				5855~5875	-44.6	14.87	PASS
				5875~5925	-45.12	-2.29	PASS
				5925~5935	-45.73	-27	PASS
11AC40SISO	Ant1	Low	5755	5650~5700	-45.15	7.52	PASS
				5700~5720	-35.71	14.92	PASS
				5720~5725	-32.65	26.16	PASS
				5780~5650	-47.13	-27	PASS
		High	5795	5850~5855	-46.17	24.03	PASS
				5855~5875	-45.12	10.57	PASS
				5875~5925	-45.99	-23.12	PASS
				5925~5935	-46.48	-27	PASS
11AC80SISO	Ant1	Low	5775	5650~5700	-54.39	0.38	PASS
				5700~5720	-53.69	15.39	PASS
				5720~5725	-53.78	21.65	PASS
				5800~5650	-55.08	-27	PASS
		High	5775	5850~5855	-54.62	16.64	PASS
				5855~5875	-53.82	12.51	PASS
				5875~5925	-53.95	-13.13	PASS
				5925~5935	-55.39	-27	PASS

TestMode	Antenna	ChName	Channel	Result[dBm]	Limit[dBm]	Verdict
11A	Ant1	High	5320	-47.75	<=-27	PASS
		Low	5500	-48.25	<=-27	PASS
		High	5700	-47.95	<=-27	PASS
11N20SISO	Ant1	High	5320	-47.81	<=-27	PASS
		Low	5500	-48.64	<=-27	PASS
		High	5700	-46.39	<=-27	PASS
11N40SISO	Ant1	High	5310	-48.38	<=-27	PASS
		Low	5510	-48.55	<=-27	PASS
		High	5670	-47.97	<=-27	PASS
11AC20SISO	Ant1	High	5320	-48.36	<=-27	PASS
		Low	5500	-48.37	<=-27	PASS
		High	5700	-46.85	<=-27	PASS
11AC40SISO	Ant1	High	5310	-48.42	<=-27	PASS
		Low	5510	-48.26	<=-27	PASS
		High	5670	-48.13	<=-27	PASS
11AC80SISO	Ant1	High	5290	-48.46	<=-27	PASS

		Low	5530	-48.81	<=-27	PASS

Note：1. The Antenna gain is compensated in the graph.

Test Graphs

11A_Ant1_Low_5180

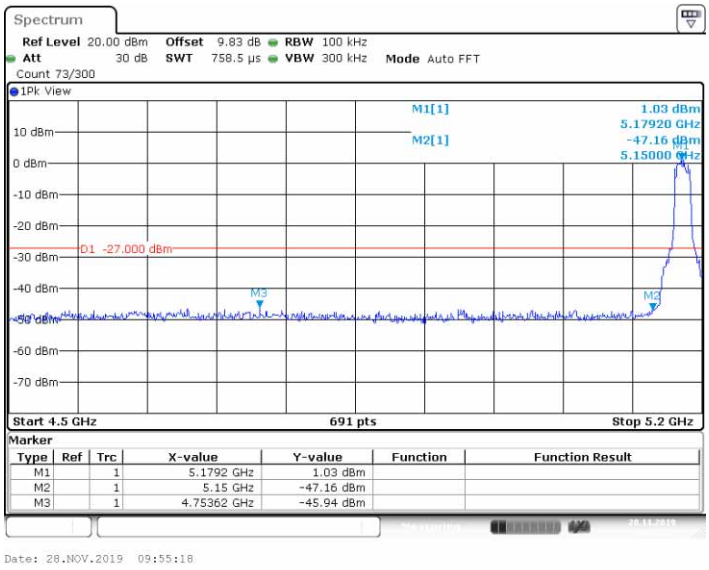

11A_Ant1_High_5240

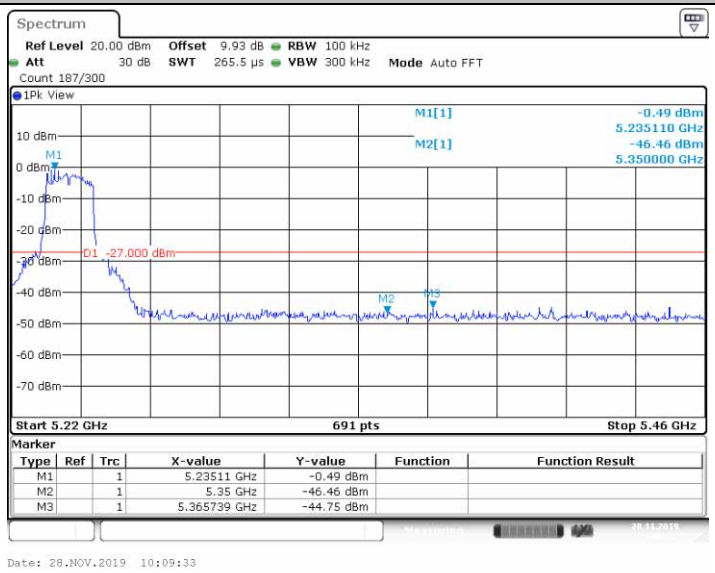

11N20SISO_Ant1_Low_5180

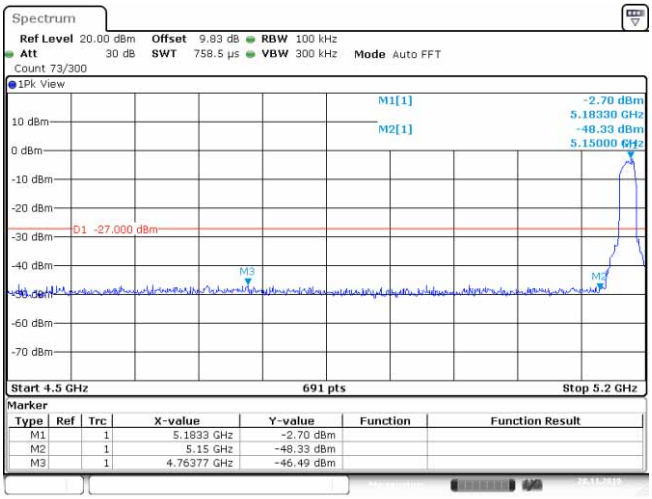

11N20SISO_Ant1_High_5240

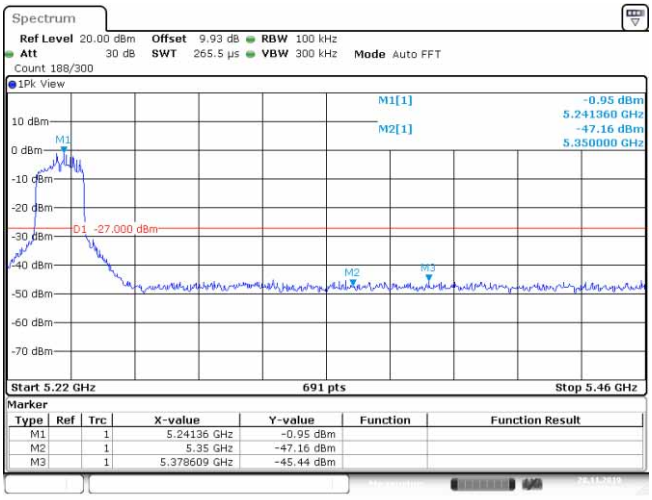

11N40SISO_Ant1_Low_5190

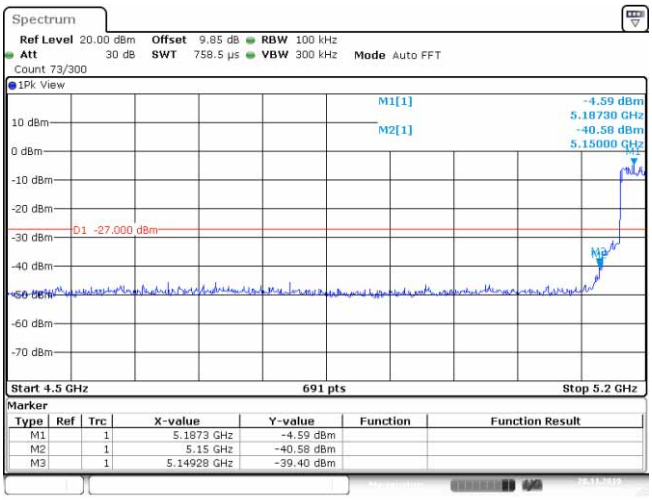

11N40SISO_Ant1_High_5230

11AC20SISO_Ant1_Low_5180

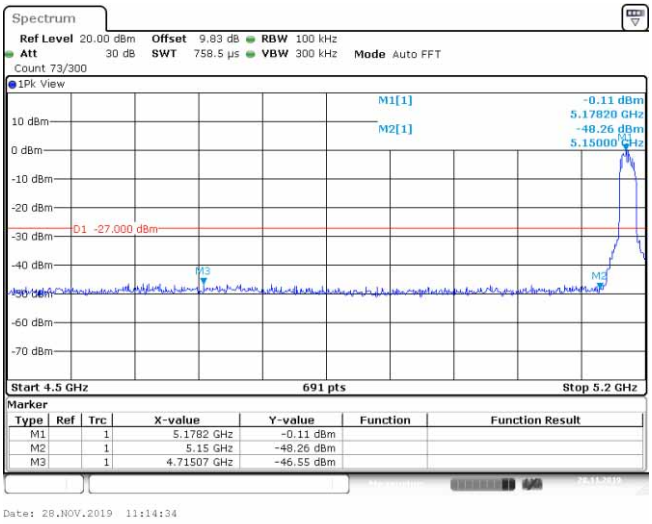

11AC20SISO_Ant1_High_5240

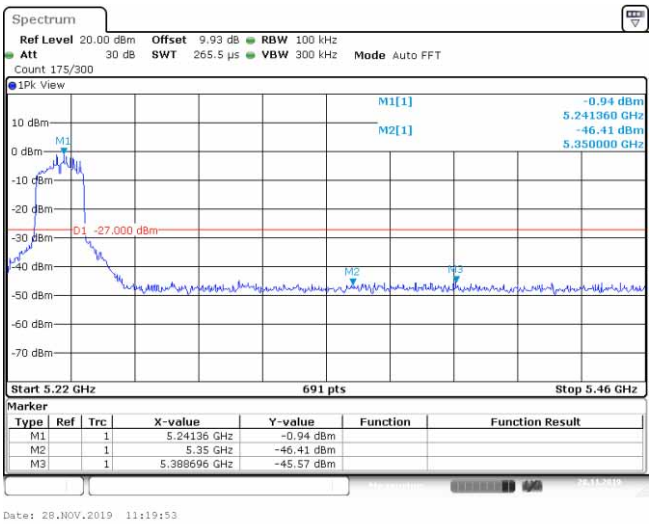

11AC40SISO_Ant1_Low_5190

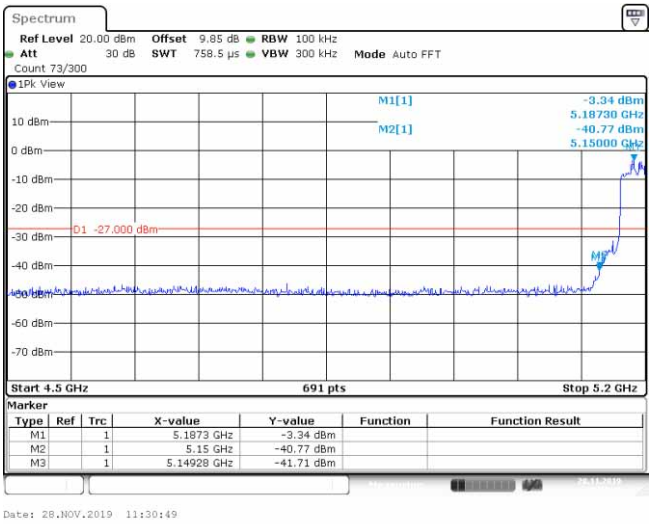

11AC40SISO_Ant1_High_5230

11AC80SISO_Ant1_Low_5210

11AC80SISO_Ant1_High_5210

11A_Ant1_Low_5745

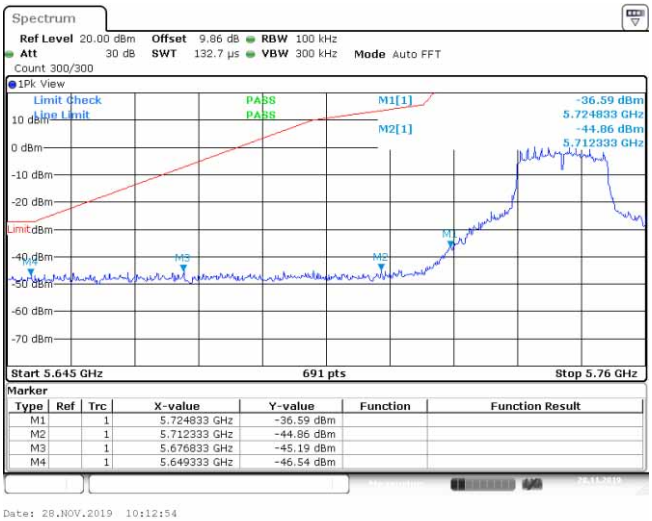

11A_Ant1_High_5825

11N20SISO_Ant1_Low_5745

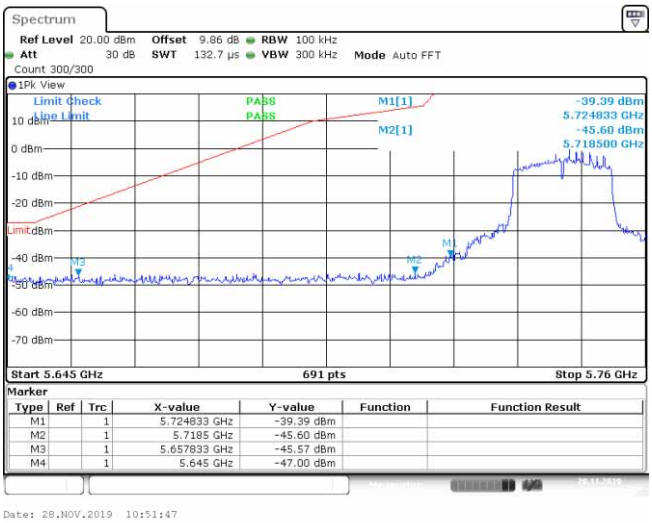

11N20SISO_Ant1_High_5825

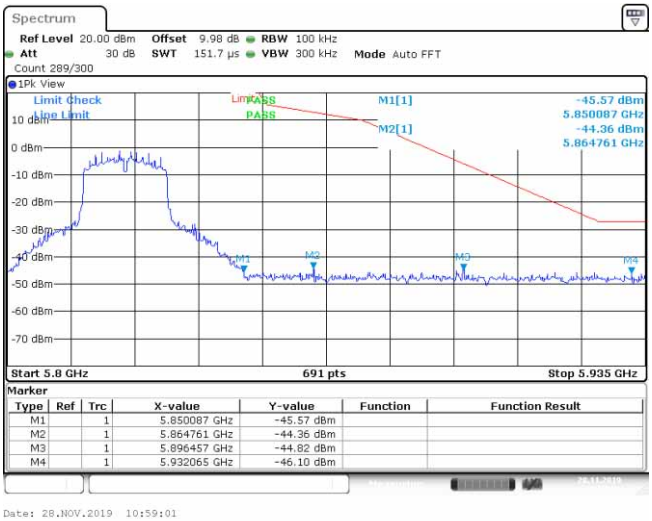

11N40SISO_Ant1_Low_5755

11N40SISO_Ant1_High_5795

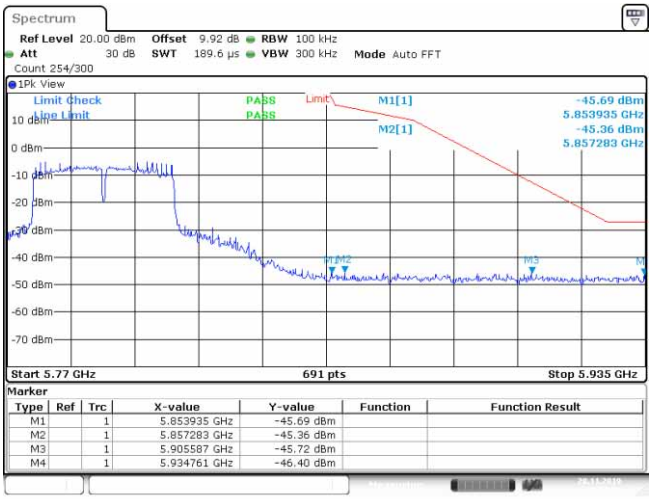

11AC20SISO_Ant1_Low_5745

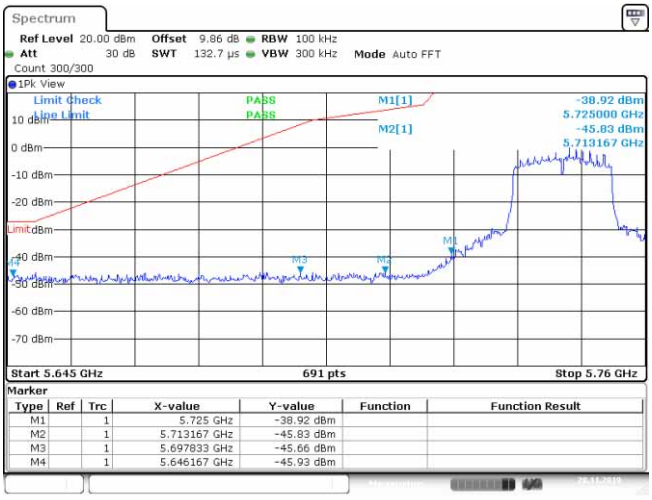

11AC20SISO_Ant1_High_5825

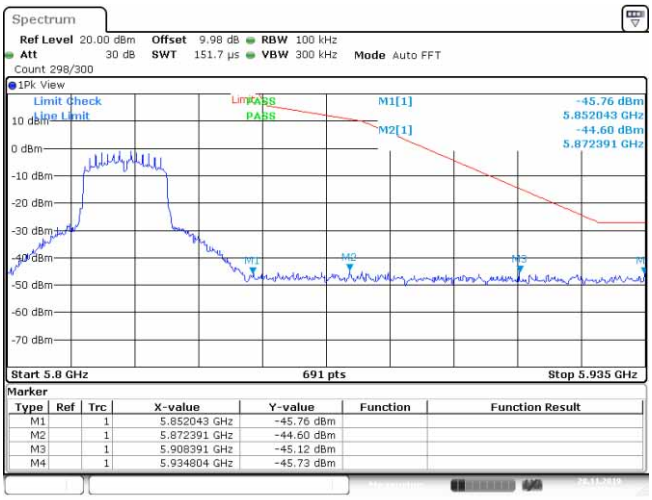

11AC40SISO_Ant1_Low_5755

11AC40SISO_Ant1_High_5795

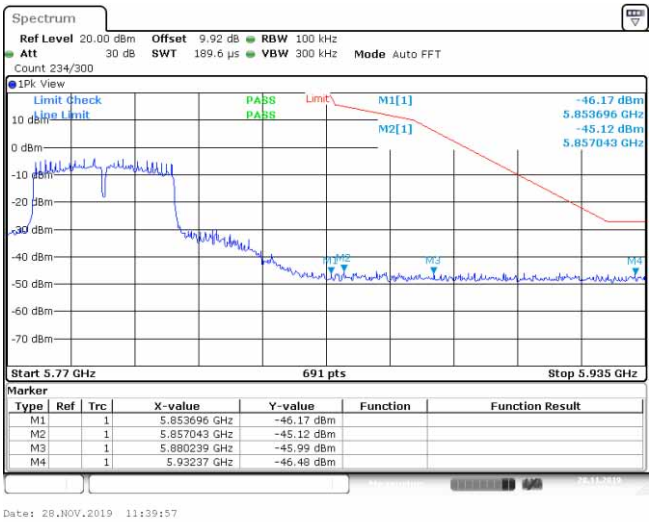

11AC80SISO_Ant1_Low_5775

11AC80SISO_Ant1_High_5775

11A_Ant1_High_5320

11A_Ant1_Low_5500

11A_Ant1_High_5700

11N20SISO_Ant1_High_5320

11N20SISO_Ant1_Low_5500

11N20SISO_Ant1_High_5700

11N40SISO_Ant1_High_5310

11N40SISO_Ant1_Low_5510

11N40SISO_Ant1_High_5670

11AC20SISO_Ant1_High_5320

11AC20SISO_Ant1_Low_5500

11AC20SISO_Ant1_High_5700

11AC40SISO_Ant1_High_5310

11AC40SISO_Ant1_Low_5510

11AC40SISO_Ant1_High_5670

11AC80SISO_Ant1_High_5290

11AC80SISO_Ant1_Low_5530