SAR Plots

- Verification Plots
- SAR Test Plots

Copyright © 2020, DT&C Co., Ltd.

DT&C Co., Ltd.

DUT: Dipole 2450 MHz; Type: D2450V2; Serial: D2450V2 - SN:726

Communication System: UID 0, CW (0); Frequency: 2450 MHz;Duty Cycle: 1:1
Medium parameters used: f = 2450 MHz; σ = 1.805 S/m; ε_r = 37.703; ρ = 1000 kg/m^3
Phantom section: Flat Section

DASY5 Configuration:
Probe: EX3DV4 - SN3916; ConvF(7.66, 7.66, 7.66); Calibrated: 2019-04-25; Electronics: DAE4 Sn1453
Sensor-Surface: 2mm (Mechanical Surface Detection)
Phantom: SAM with CRP_2013_10_08; Type: QD000P40CD; Serial: TP:1785
Measurement SW: DASY52, Version 52.8 (8); SEMCAD X Version 14.6.10 (7331)

Test Date: 2019-12-10; Ambient Temp: 21.3; Tissue Temp: 21.0

2450 MHz System Verification (100 mW)

Area Scan (7x9x1): Measurement grid: dx=12mm, dy=12mm
Zoom Scan (7x7x7)/Cube 0: Measurement grid: dx=5mm, dy=5mm, dz=5mm
Power Drift = 0.12 dB
Peak SAR (extrapolated) = 11.7 W/kg
SAR(1 g) = 5.22 W/kg; SAR(10 g) = 2.34 W/kg

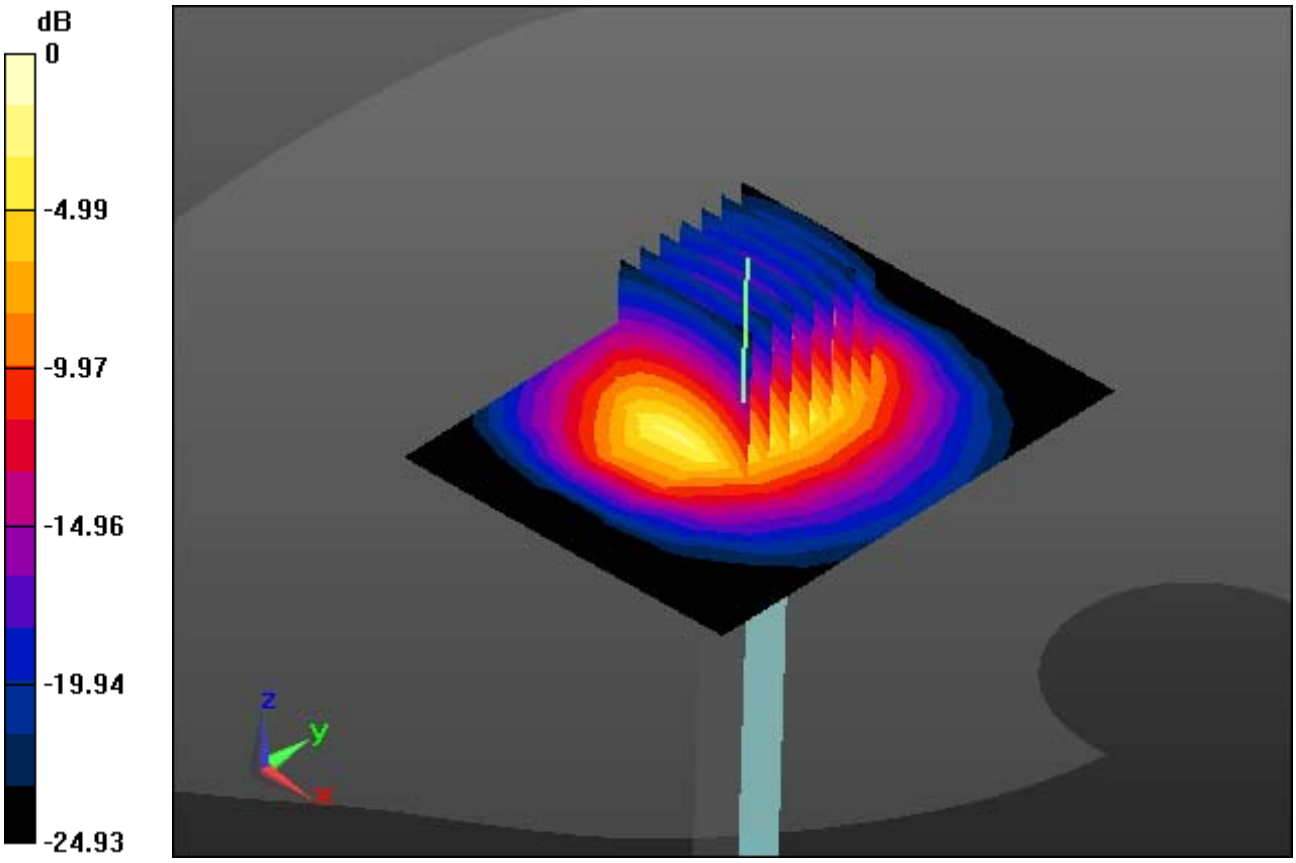

0 dB = 8.26 W/kg

DT&C Co., Ltd.

DUT: Dipole 5000 MHz; Type: D5GHzV2; Serial: D5GHzV2 - SN:1103

Communication System: UID 0, CW (0); Frequency: 5300 MHz; Duty Cycle: 1:1
Medium parameters used: f = 5300 MHz; σ = 4.622 S/m; ε_r = 34.728; ρ = 1000 kg/m^3
Phantom section: Flat Section

DASY5 Configuration:
Probe: EX3DV4 - SN3916; ConvF(4.94, 4.94, 4.94); Calibrated: 4/25/2019; Electronics: DAE4 Sn1453
Sensor-Surface: 1.4mm (Mechanical Surface Detection)
Phantom: SAM with CRP_2013_10_08; Type: QD000P40CD; Serial: TP:1785
Measurement SW: DASY52, Version 52.8 (8); SEMCAD X Version 14.6.10 (7331)

Test Date: 2019-12-12; Ambient Temp: 21.2; Tissue Temp: 21.3

5300 MHz System Verification (100mW)

Area Scan (7x8x1): Measurement grid: dx=10mm, dy=10mm
Zoom Scan (8x8x7)/Cube 0: Measurement grid: dx=4mm, dy=4mm, dz=1.4mm, Graded Ratio:1.4
Power Drift = -0.08 dB
Peak SAR (extrapolated) = 33.9 W/kg
SAR(1 g) = 8.48 W/kg; SAR(10 g) = 2.38 W/kg

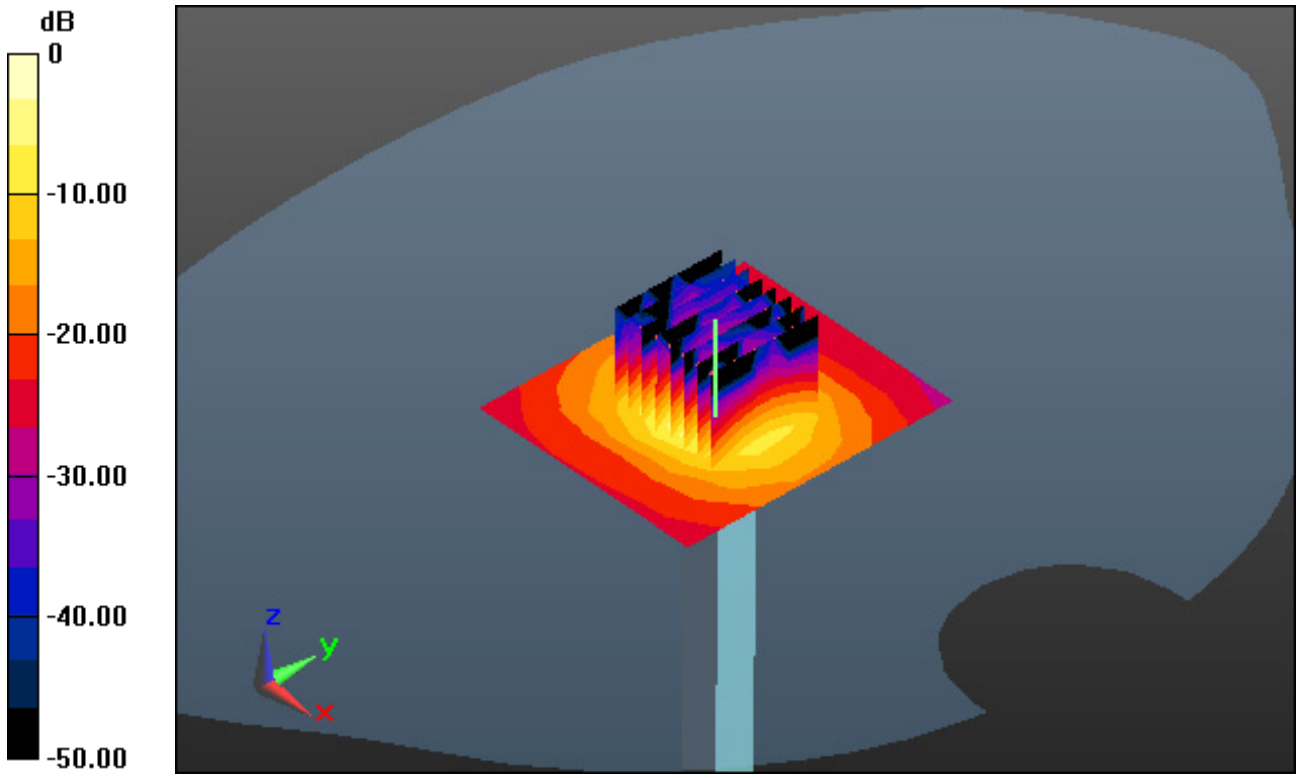

0 dB = 19.8 W/kg

DT&C Co., Ltd.

DUT: Dipole 5000 MHz; Type: D5GHzV2; Serial: D5GHzV2 - SN:1103

Communication System: UID 0, CW (0); Frequency: 5500 MHz; Duty Cycle: 1:1
Medium parameters used: f = 5500 MHz; σ = 5.043 S/m; ε_r = 35.129; ρ = 1000 kg/m^3
Phantom section: Flat Section

DASY5 Configuration:
Probe: EX3DV4 - SN3916; ConvF(4.89, 4.89, 4.89); Calibrated: 4/25/2019; Electronics: DAE4 Sn1453
Sensor-Surface: 1.4mm (Mechanical Surface Detection)
Phantom: SAM with CRP_2013_10_08; Type: QD000P40CD; Serial: TP:1785
Measurement SW: DASY52, Version 52.8 (8); SEMCAD X Version 14.6.10 (7331)

Test Date: 2019-12-16; Ambient Temp: 20.8; Tissue Temp: 21.1

5500 MHz System Verification (100 mW)

Area Scan (7x8x1): Measurement grid: dx=10mm, dy=10mm
Zoom Scan (8x8x7)/Cube 0: Measurement grid: dx=4mm, dy=4mm, dz=1.4mm, Graded Ratio:1.4
Power Drift = -0.07 dB
Peak SAR (extrapolated) = 36.1 W/kg
SAR(1 g) = 8.25 W/kg; SAR(10 g) = 2.33 W/kg

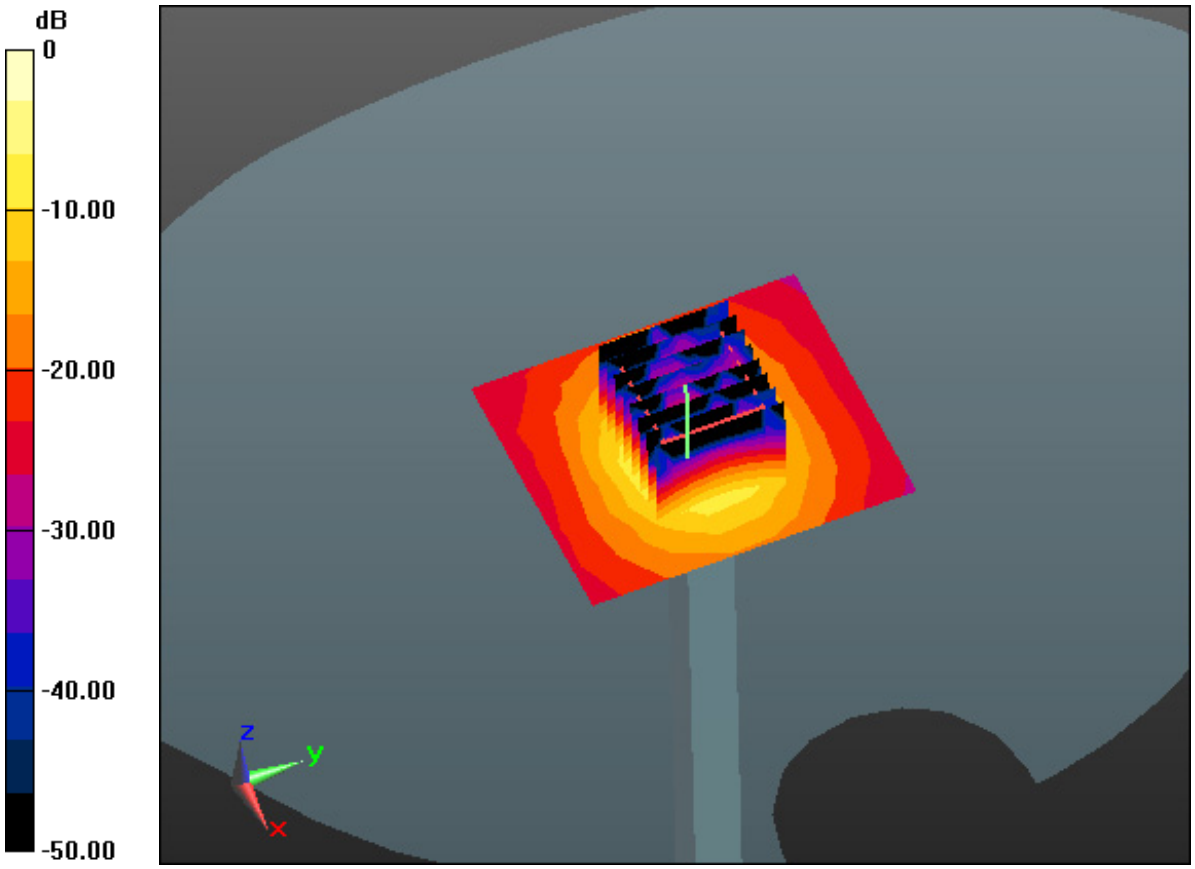

0 dB = 15.6 W/kg

DT&C Co., Ltd.

DUT: Dipole 5000 MHz; Type: D5GHzV2; Serial: D5GHzV2 - SN:1103

Communication System: UID 0, CW (0); Frequency: 5800 MHz; Duty Cycle: 1:1
Medium parameters used: f = 5800 MHz; σ = 5.304 S/m; ε_r = 34.264; ρ = 1000 kg/m^3
Phantom section: Flat Section

DASY5 Configuration:
Probe: EX3DV4 - SN3916; ConvF(4.82, 4.82, 4.82); Calibrated: 4/25/2019; Electronics: DAE4 Sn1453
Sensor-Surface: 1.4mm (Mechanical Surface Detection)
Phantom: SAM with CRP_2013_10_08; Type: QD000P40CD; Serial: TP:1785
Measurement SW: DASY52, Version 52.8 (8); SEMCAD X Version 14.6.10 (7331)

Test Date: 2019-12-17; Ambient Temp: 21.0; Tissue Temp: 21.5

5800 MHz System Verification (100mW)

Area Scan (7x8x1): Measurement grid: dx=10mm, dy=10mm
Zoom Scan (8x8x7)/Cube 0: Measurement grid: dx=4mm, dy=4mm, dz=1.4mm, Graded Ratio:1.4
Power Drift = -0.01 dB
Peak SAR (extrapolated) = 38.0 W/kg
SAR(1 g) = 8.12 W/kg; SAR(10 g) = 2.24 W/kg

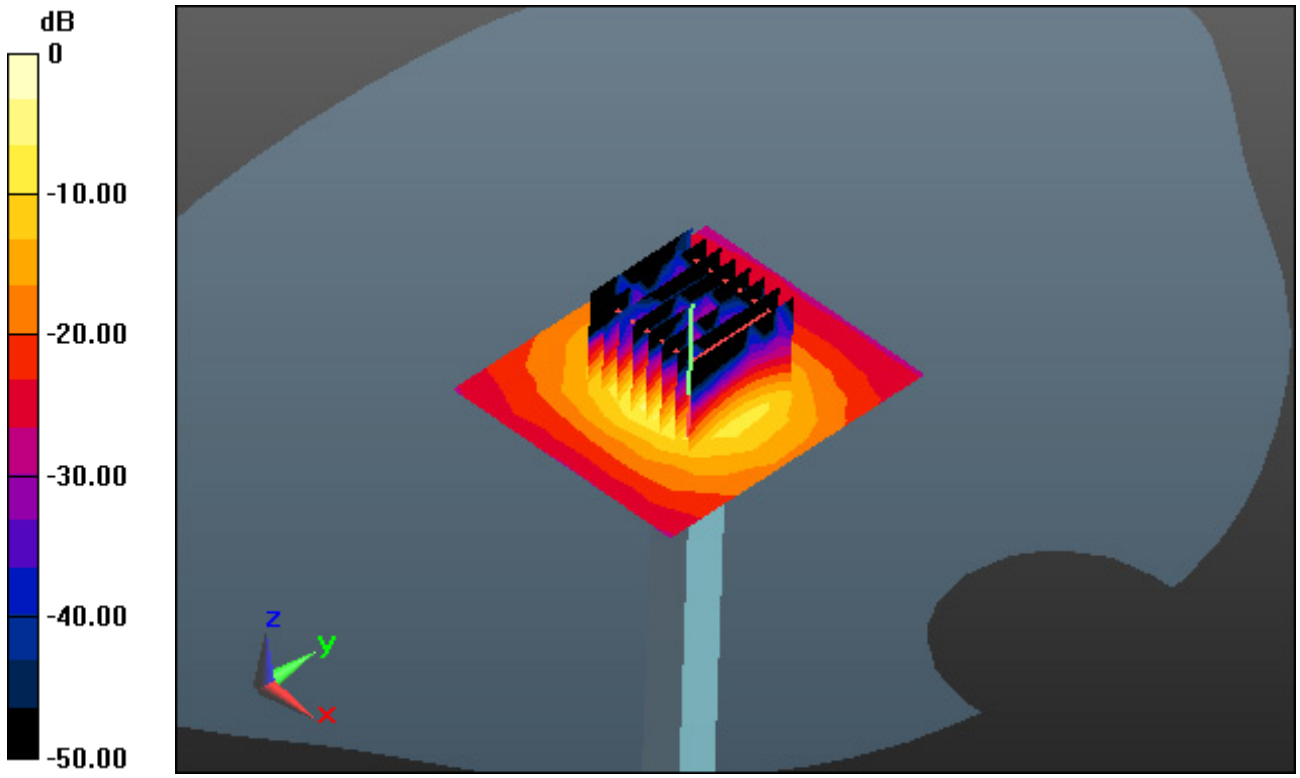

0 dB = 16.9 W/kg

DT&C Co., Ltd.

DUT: LF-F200U; Type: Neck Acc

Communication System: UID 0, W-LAN (0); Frequency: 2437 MHz; Duty Cycle: 1:1
Medium parameters used: f = 2437 MHz; σ = 1.791 S/m; ε_r = 37.748; ρ = 1000 kg/m^3
Phantom section: Flat Section

DASY5 Configuration:
Probe: EX3DV4 - SN3916; ConvF(7.66, 7.66, 7.66); Calibrated: 4/25/2019; Electronics: DAE4 Sn1453
Sensor-Surface: 2mm (Mechanical Surface Detection)
Phantom: SAM with CRP_2013_10_08; Type: QD000P40CD; Serial: TP:1785
Measurement SW: DASY52, Version 52.8 (8); SEMCAD X Version 14.6.10 (7331)

Test Date: 2019-12-10; Ambient Temp: 21.3; Tissue Temp: 21.0

Touch from Body, In side, WLAN(802.11b) Ch. 6, Ant. Internal, Ant.1

Area Scan (7x21x1): Measurement grid: dx=12mm, dy=12mm
Zoom Scan (7x7x7)/Cube 0: Measurement grid: dx=5mm, dy=5mm, dz=5mm
Power Drift = -0.13 dB
Peak SAR (extrapolated) = 2.68 W/kg
SAR(1 g) = 0.819 W/kg; SAR(10 g) = 0.199 W/kg

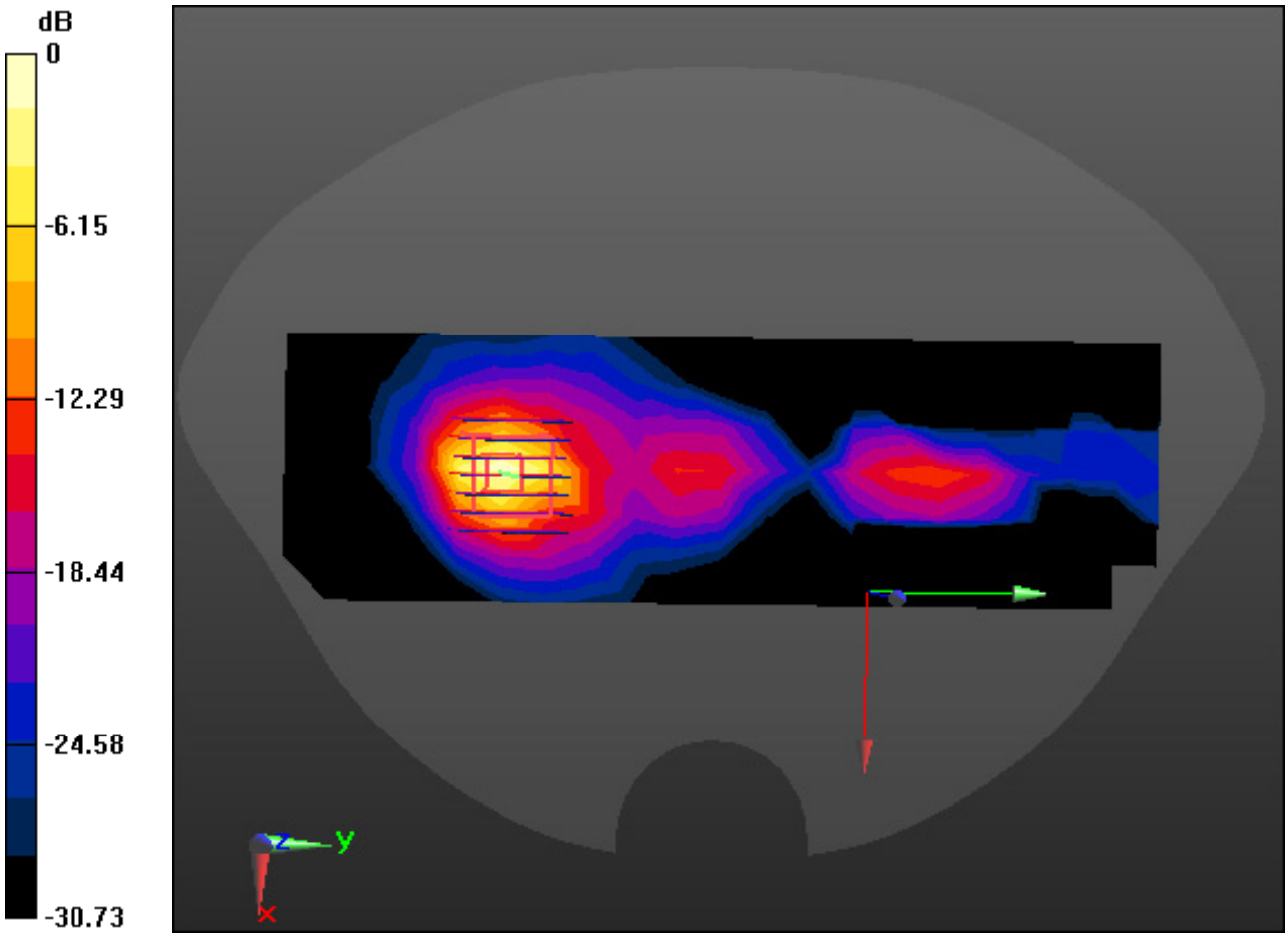

0 dB = 1.58 W/kg

DT&C Co., Ltd.

DUT: LF-F200U; Type: Neck Acc

Communication System: UID 0, W-LAN (2.4G CE,KC) (0); Frequency: 2412 MHz; Duty Cycle: 1:1
Medium parameters used: f = 2412 MHz; σ = 1.762 S/m; ε_r = 37.838; ρ = 1000 kg/m^3
Phantom section: Flat Section

DASY5 Configuration:
Probe: EX3DV4 - SN3916; ConvF(7.66, 7.66, 7.66); Calibrated: 4/25/2019; Electronics: DAE4 Sn1453
Sensor-Surface: 2mm (Mechanical Surface Detection)
Phantom: SAM with CRP_2013_10_08; Type: QD000P40CD; Serial: TP:1785
Measurement SW: DASY52, Version 52.8 (8); SEMCAD X Version 14.6.10 (7331)

Test Date: 2019-12-10; Ambient Temp: 21.3; Tissue Temp: 21.0

Touch from Body, In side, WLAN(802.11b) Ch. 1, Ant. Internal, Ant.2

Area Scan (7x19x1): Measurement grid: dx=12mm, dy=12mm
Zoom Scan (7x7x7)/Cube 0: Measurement grid: dx=5mm, dy=5mm, dz=5mm
Power Drift = 0.11 dB
Peak SAR (extrapolated) = 0.566 W/kg
SAR(1 g) = 0.192 W/kg; SAR(10 g) = 0.077 W/kg

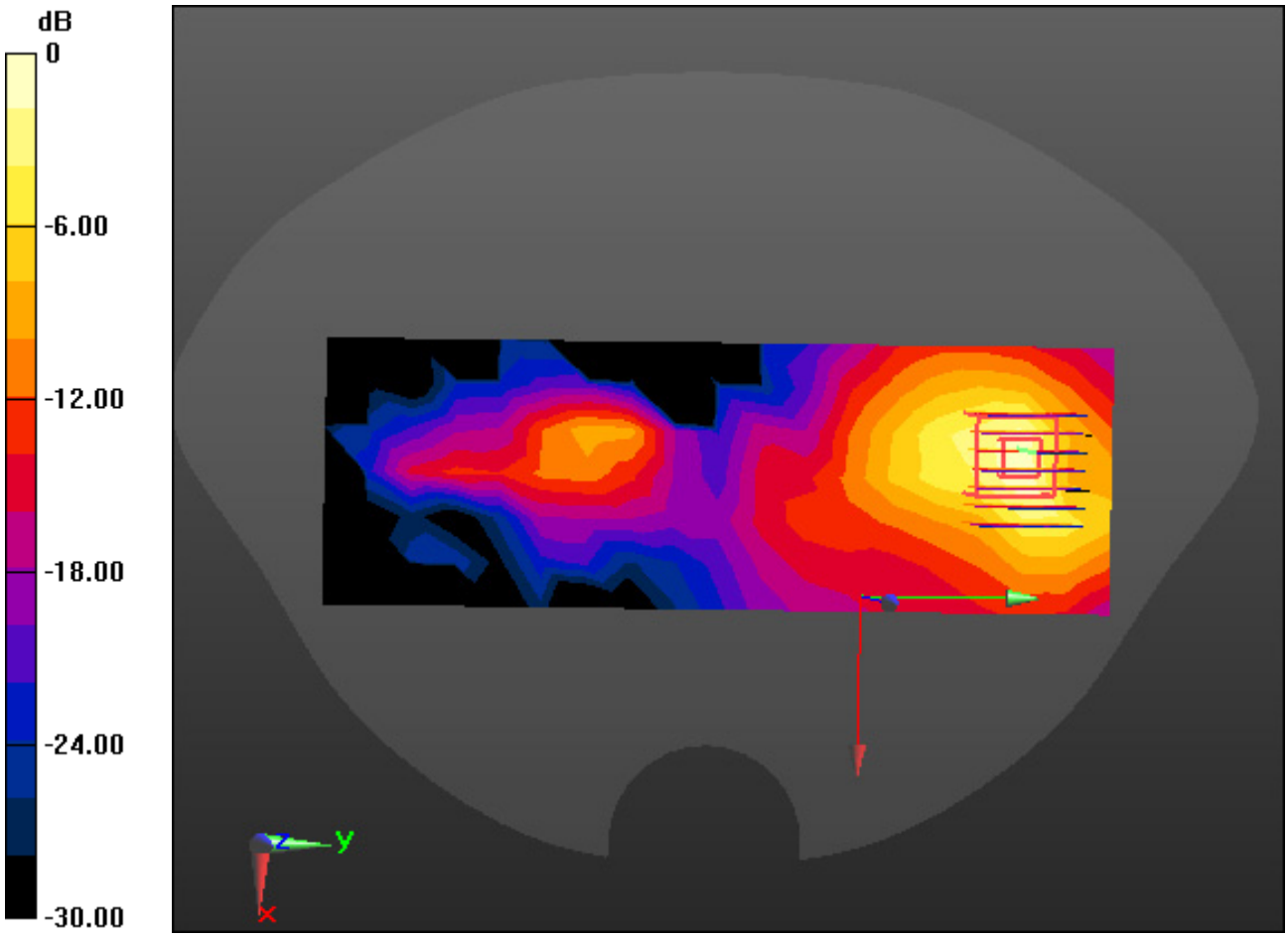

0 dB = 0.329 W/kg

DT&C Co., Ltd.

DUT: LF-F200U; Type: Neck Acc

Communication System: UID 0, W-LAN (2.4G CE,KC) (0); Frequency: 2412 MHz; Duty Cycle: 1:1
Medium parameters used: f = 2412 MHz; σ = 1.762 S/m; ε_r = 37.838; ρ = 1000 kg/m^3
Phantom section: Flat Section

DASY5 Configuration:
Probe: EX3DV4 - SN3916; ConvF(7.66, 7.66, 7.66); Calibrated: 4/25/2019; Electronics: DAE4 Sn1453
Sensor-Surface: 2mm (Mechanical Surface Detection)
Phantom: SAM with CRP_2013_10_08; Type: QD000P40CD; Serial: TP:1785
Measurement SW: DASY52, Version 52.8 (8); SEMCAD X Version 14.6.10 (7331)

Test Date: 2019-12-10; Ambient Temp: 21.3; Tissue Temp: 21.0

Touch from Body, In side, WLAN(802.11b) Ch. 1, Ant. Internal, MIMO

Area Scan (7x21x1): Measurement grid: dx=12mm, dy=12mm
Zoom Scan (7x7x7)/Cube 0: Measurement grid: dx=5mm, dy=5mm, dz=5mm
Power Drift = 0.13 dB
Peak SAR (extrapolated) = 2.41 W/kg
SAR(1 g) = 0.841 W/kg; SAR(10 g) = 0.235 W/kg

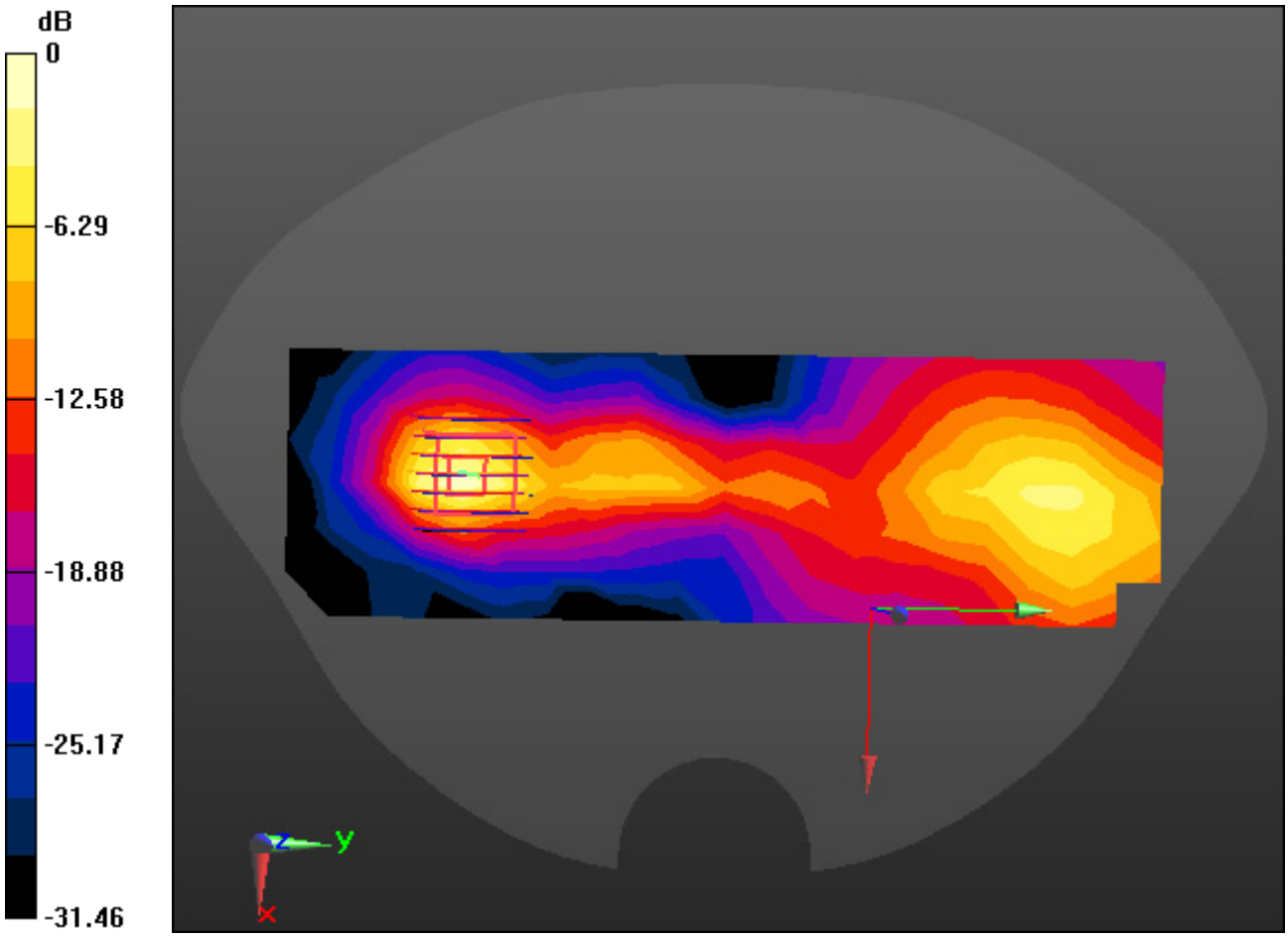

0 dB = 1.49 W/kg

DT&C Co., Ltd.

DUT: LF-F200U; Type: Neck Acc

Communication System: UID 0, W-LAN(5G) (0); Frequency: 5300 MHz; Duty Cycle: 1:1
Medium parameters used: f = 5300 MHz; σ = 4.622 S/m; ε_r = 34.728; ρ = 1000 kg/m^3
Phantom section: Flat Section

DASY5 Configuration:
Probe: EX3DV4 - SN3916; ConvF(4.94, 4.94, 4.94); Calibrated: 4/25/2019; Electronics: DAE4 Sn1453
Sensor-Surface: 1.4mm (Mechanical Surface Detection)
Phantom: SAM with CRP_2013_10_08; Type: QD000P40CD; Serial: TP:1785
Measurement SW: DASY52, Version 52.8 (8); SEMCAD X Version 14.6.10 (7331)

Test Date: 2019-12-12; Ambient Temp: 21.2; Tissue Temp: 21.3

Touch from Body, In side, WLAN(802.11a) Ch. 60, Ant. Internal, Ant.1

Area Scan (9x23x1): Measurement grid: dx=10mm, dy=10mm
Zoom Scan (8x8x7)/Cube 0: Measurement grid: dx=4mm, dy=4mm, dz=1.4mm, Graded Ratio:1.4
Power Drift = 0.12 dB
Peak SAR (extrapolated) = 3.25 W/kg
SAR(1 g) = 0.701 W/kg; SAR(10 g) = 0.189 W/kg

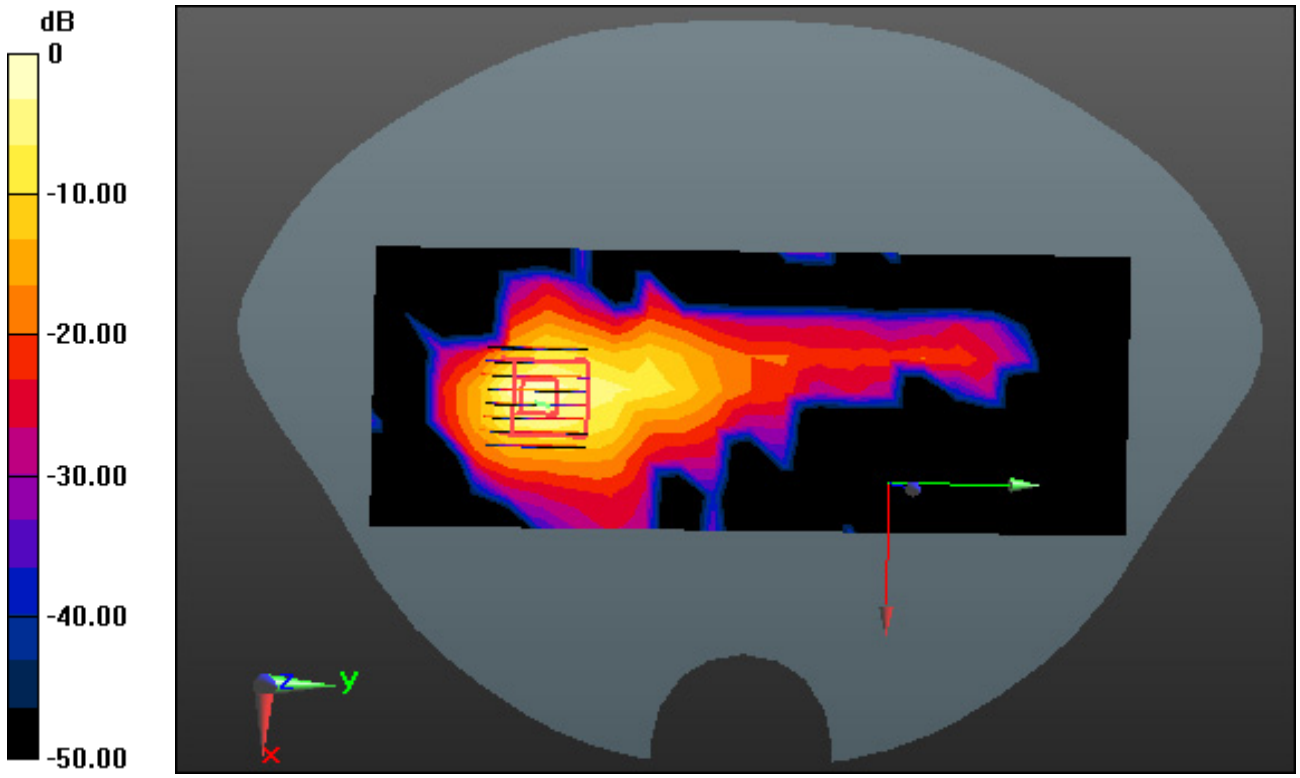

0 dB = 1.77 W/kg

DT&C Co., Ltd.

DUT: LF-F200U; Type: Neck Acc

Communication System: UID 0, W-LAN(5G) (0); Frequency: 5320 MHz; Duty Cycle: 1:1
Medium parameters used: f = 5320 MHz; σ = 4.649 S/m; ε_r = 34.699; ρ = 1000 kg/m^3
Phantom section: Flat Section

DASY5 Configuration:
Probe: EX3DV4 - SN3916; ConvF(4.94, 4.94, 4.94); Calibrated: 4/25/2019; Electronics: DAE4 Sn1453
Sensor-Surface: 1.4mm (Mechanical Surface Detection)
Phantom: SAM with CRP_2013_10_08; Type: QD000P40CD; Serial: TP:1785
Measurement SW: DASY52, Version 52.8 (8); SEMCAD X Version 14.6.10 (7331)

Test Date: 2019-12-12; Ambient Temp: 21.2; Tissue Temp: 21.3

Touch from Body, Down side, WLAN(802.11a) Ch. 64, Ant. Internal, Ant.2

Area Scan (9x23x1): Measurement grid: dx=10mm, dy=10mm
Zoom Scan (8x8x7)/Cube 0: Measurement grid: dx=4mm, dy=4mm, dz=1.4mm, Graded Ratio:1.4
Power Drift = 0.18 dB
Peak SAR (extrapolated) = 1.37 W/kg
SAR(1 g) = 0.192 W/kg; SAR(10 g) = 0.053 W/kg

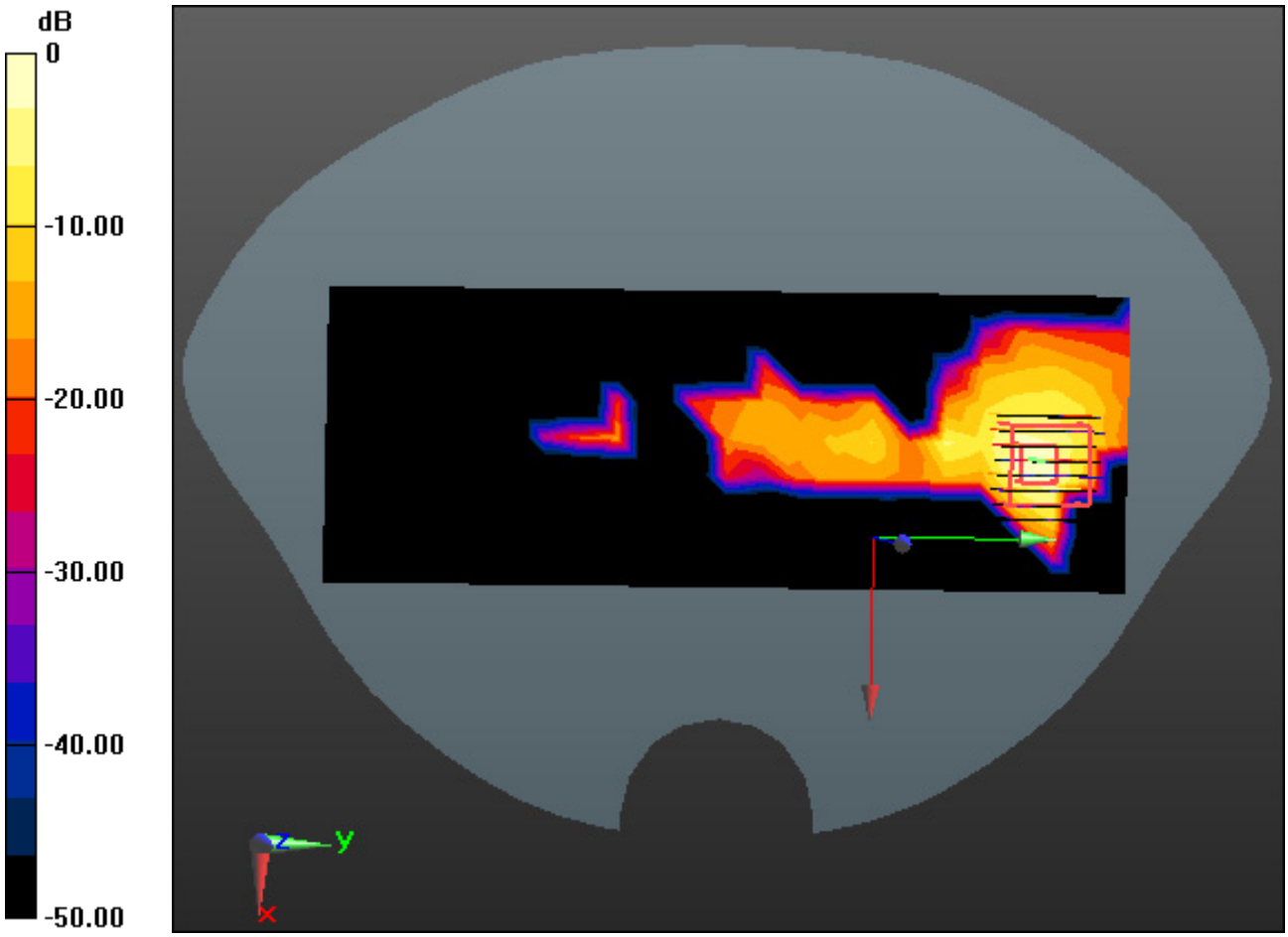

0 dB = 0.503 W/kg

DT&C Co., Ltd.

DUT: LF-F200U; Type: Neck Acc

Communication System: UID 0, W-LAN(5G) (0); Frequency: 5320 MHz; Duty Cycle: 1:1
Medium parameters used: f = 5320 MHz; σ = 4.649 S/m; ε_r = 34.699; ρ = 1000 kg/m^3
Phantom section: Flat Section

DASY5 Configuration:
Probe: EX3DV4 - SN3916; ConvF(4.94, 4.94, 4.94); Calibrated: 4/25/2019; Electronics: DAE4 Sn1453
Sensor-Surface: 1.4mm (Mechanical Surface Detection)
Phantom: SAM with CRP_2013_10_08; Type: QD000P40CD; Serial: TP:1785
Measurement SW: DASY52, Version 52.8 (8); SEMCAD X Version 14.6.10 (7331)

Test Date: 2019-12-12; Ambient Temp: 21.2; Tissue Temp: 21.3

Touch from Body, In side, WLAN(802.11a) Ch. 64, Ant. Internal, MIMO

Area Scan (9x23x1): Measurement grid: dx=10mm, dy=10mm
Zoom Scan (8x8x7)/Cube 0: Measurement grid: dx=4mm, dy=4mm, dz=1.4mm, Graded Ratio:1.4
Power Drift = 0.12 dB
Peak SAR (extrapolated) = 3.03 W/kg
SAR(1 g) = 0.628 W/kg; SAR(10 g) = 0.161 W/kg

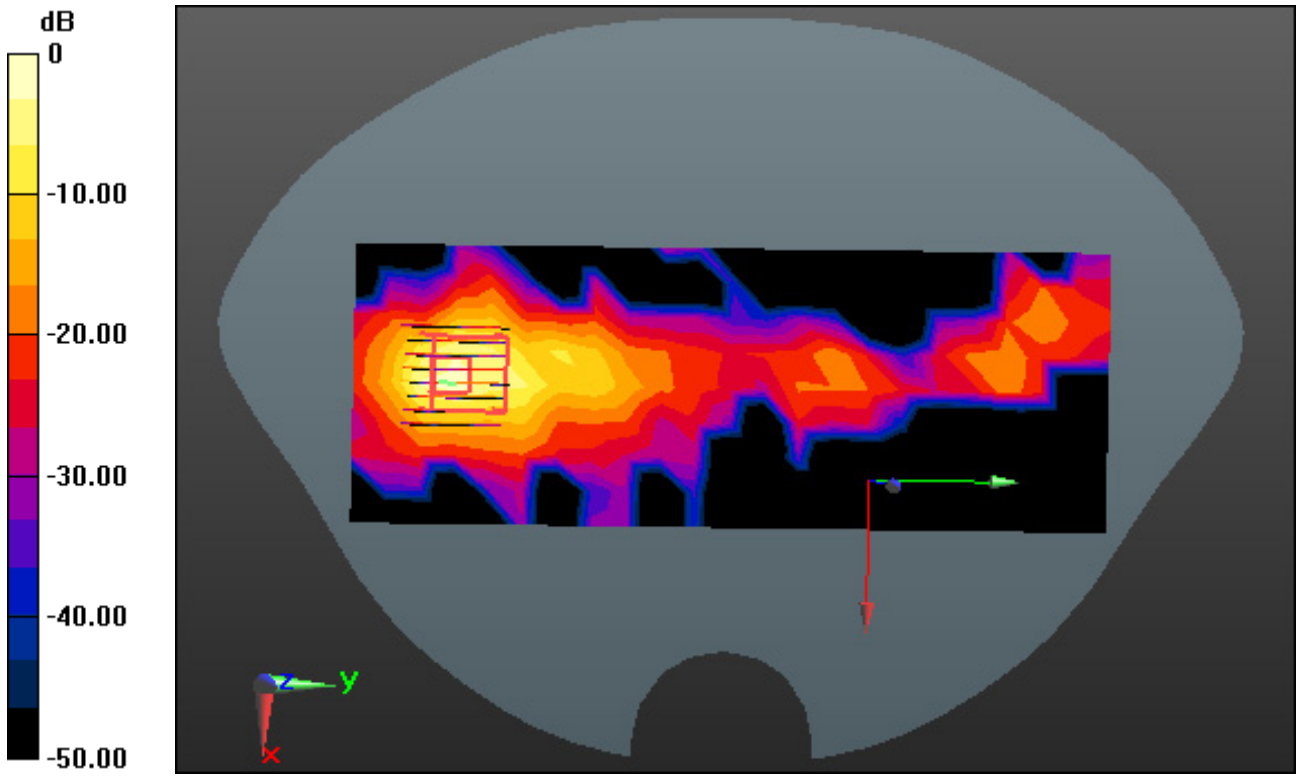

0 dB = 1.58 W/kg

DT&C Co., Ltd.

DUT: LF-F200U; Type: Neck Acc

Communication System: UID 0, W-LAN(5G) (0); Frequency: 5500 MHz; Duty Cycle: 1:1
Medium parameters used: f = 5500 MHz; σ = 5.043 S/m; ε_r = 35.129; ρ = 1000 kg/m^3
Phantom section: Flat Section

DASY5 Configuration:
Probe: EX3DV4 - SN3916; ConvF(4.89, 4.89, 4.89); Calibrated: 4/25/2019; Electronics: DAE4 Sn1453
Sensor-Surface: 1.4mm (Mechanical Surface Detection)
Phantom: SAM with CRP_2013_10_08; Type: QD000P40CD; Serial: TP:1785
Measurement SW: DASY52, Version 52.8 (8); SEMCAD X Version 14.6.10 (7331)

Test Date: 2019-12-16; Ambient Temp: 20.8; Tissue Temp: 21.1

Touch from Body, In side, WLAN(802.11a) Ch. 100, Ant. Internal, Ant.1

Area Scan (9x23x1): Measurement grid: dx=10mm, dy=10mm
Zoom Scan (8x8x7)/Cube 0: Measurement grid: dx=4mm, dy=4mm, dz=1.4mm, Graded Ratio:1.4
Power Drift = -0.04 dB
Peak SAR (extrapolated) = 1.71 W/kg
SAR(1 g) = 0.344 W/kg; SAR(10 g) = 0.081 W/kg

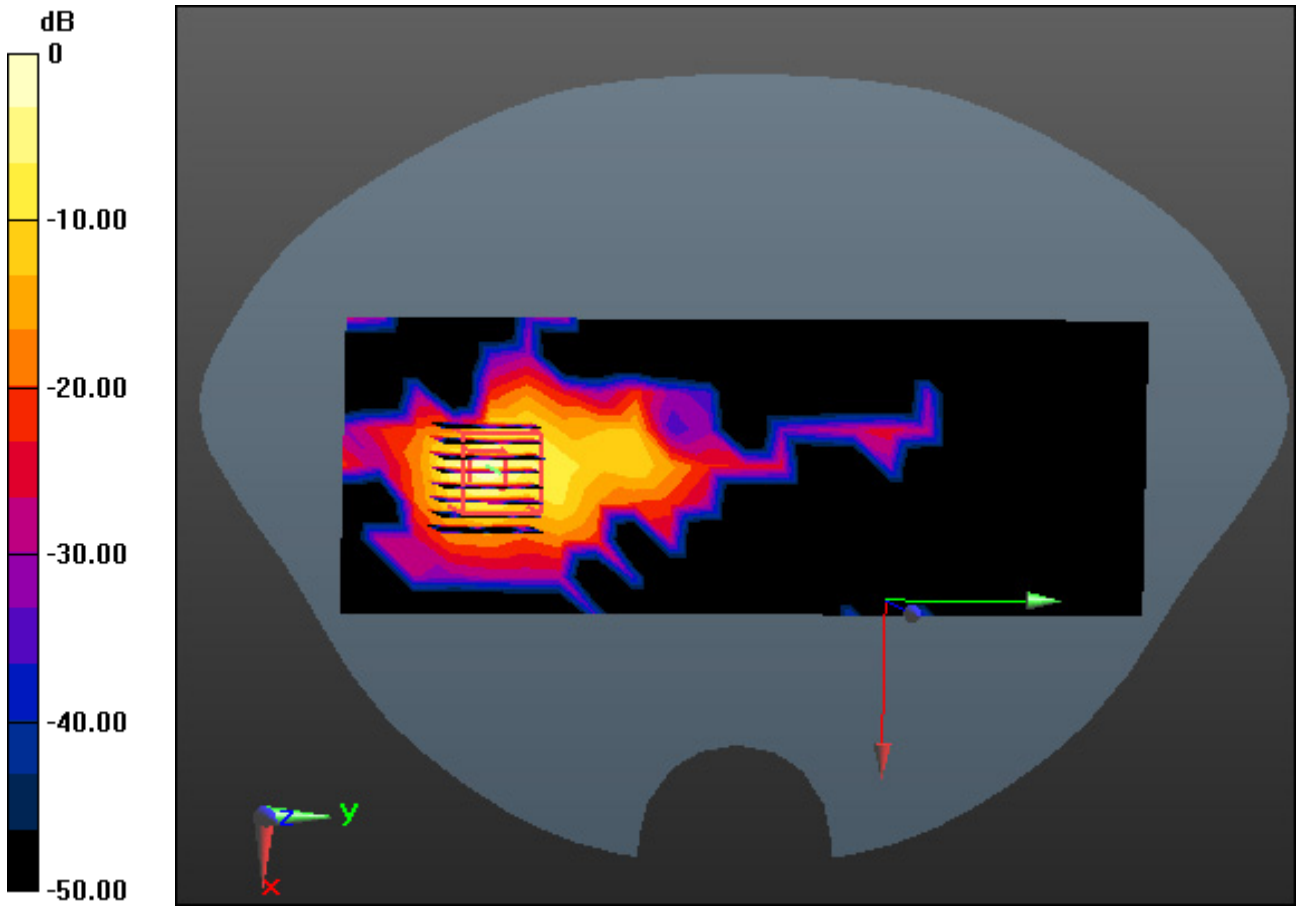

0 dB = 0.964 W/kg

DT&C Co., Ltd.

DUT: LF-F200U; Type: Neck Acc

Communication System: UID 0, W-LAN(5G) (0); Frequency: 5500 MHz; Duty Cycle: 1:1
Medium parameters used: f = 5500 MHz; σ = 5.043 S/m; ε_r = 35.129; ρ = 1000 kg/m^3
Phantom section: Flat Section

DASY5 Configuration:
Probe: EX3DV4 - SN3916; ConvF(4.89, 4.89, 4.89); Calibrated: 4/25/2019; Electronics: DAE4 Sn1453
Sensor-Surface: 1.4mm (Mechanical Surface Detection)
Phantom: SAM with CRP_2013_10_08; Type: QD000P40CD; Serial: TP:1785
Measurement SW: DASY52, Version 52.8 (8); SEMCAD X Version 14.6.10 (7331)

Test Date: 2019-12-16; Ambient Temp: 20.8; Tissue Temp: 21.1

Touch from Body, Down side, WLAN(802.11a) Ch. 100, Ant. Internal, Ant.2

Area Scan (9x23x1): Measurement grid: dx=10mm, dy=10mm
Zoom Scan (8x8x7)/Cube 0: Measurement grid: dx=4mm, dy=4mm, dz=1.4mm, Graded Ratio:1.4
Power Drift = 0.07 dB
Peak SAR (extrapolated) = 0.295 W/kg
SAR(1 g) = 0.068 W/kg; SAR(10 g) = 0.020 W/kg

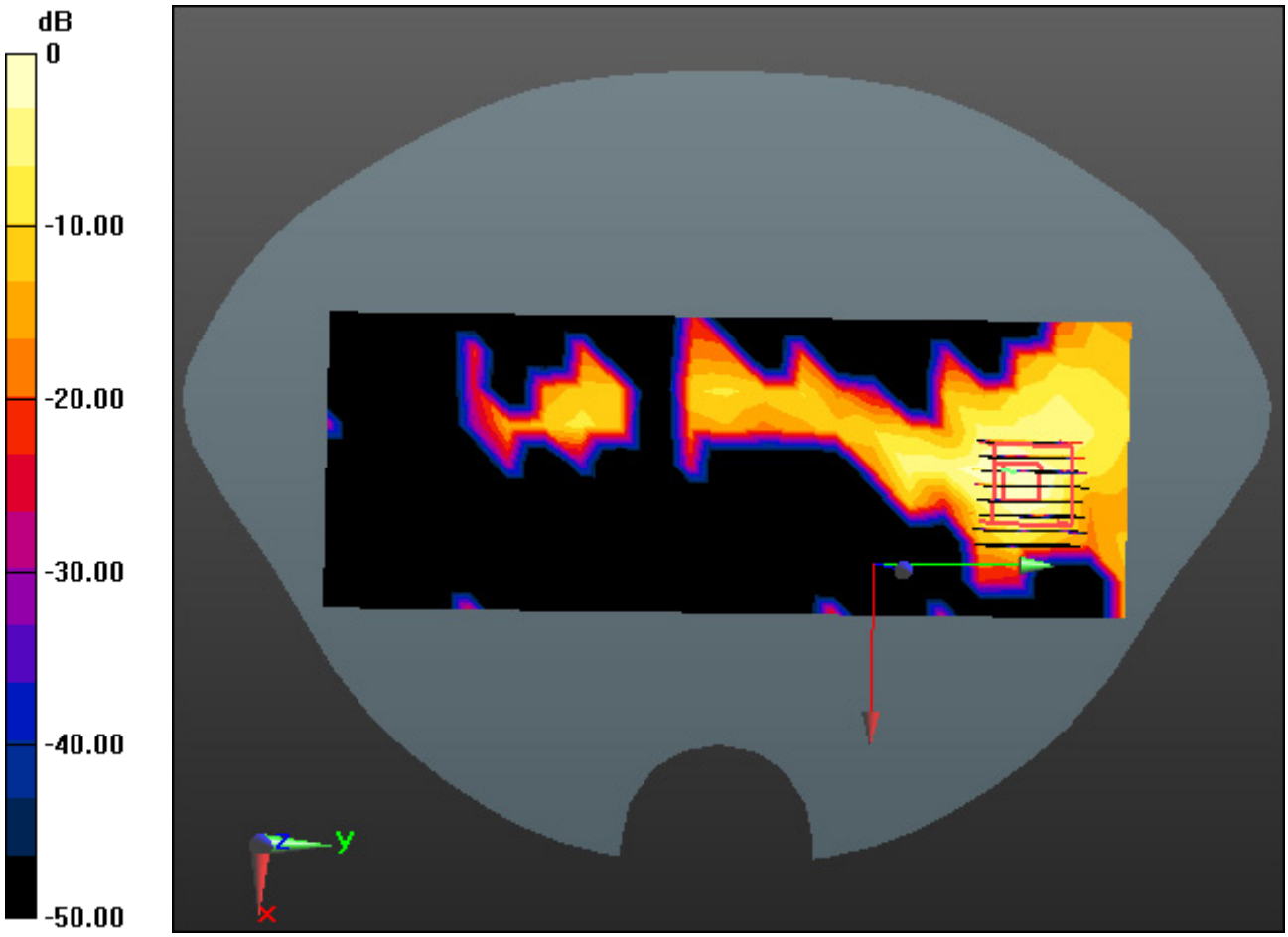

0 dB = 0.183 W/kg

DT&C Co., Ltd.

DUT: LF-F200U; Type: Neck Acc

Communication System: UID 0, W-LAN(5G) (0); Frequency: 5500 MHz; Duty Cycle: 1:1
Medium parameters used: f = 5500 MHz; σ = 5.043 S/m; ε_r = 35.129; ρ = 1000 kg/m^3
Phantom section: Flat Section

DASY5 Configuration:
Probe: EX3DV4 - SN3916; ConvF(4.89, 4.89, 4.89); Calibrated: 4/25/2019; Electronics: DAE4 Sn1453
Sensor-Surface: 1.4mm (Mechanical Surface Detection)
Phantom: SAM with CRP_2013_10_08; Type: QD000P40CD; Serial: TP:1785
Measurement SW: DASY52, Version 52.8 (8); SEMCAD X Version 14.6.10 (7331)

Test Date: 2019-12-16; Ambient Temp: 20.8; Tissue Temp: 21.1

Touch from Body, In side, WLAN(802.11a) Ch. 100, Ant. Internal, MIMO

Area Scan (9x23x1): Measurement grid: dx=10mm, dy=10mm
Zoom Scan (8x8x7)/Cube 0: Measurement grid: dx=4mm, dy=4mm, dz=1.4mm, Graded Ratio:1.4
Power Drift = -0.06 dB
Peak SAR (extrapolated) = 1.54 W/kg
SAR(1 g) = 0.316 W/kg; SAR(10 g) = 0.078 W/kg

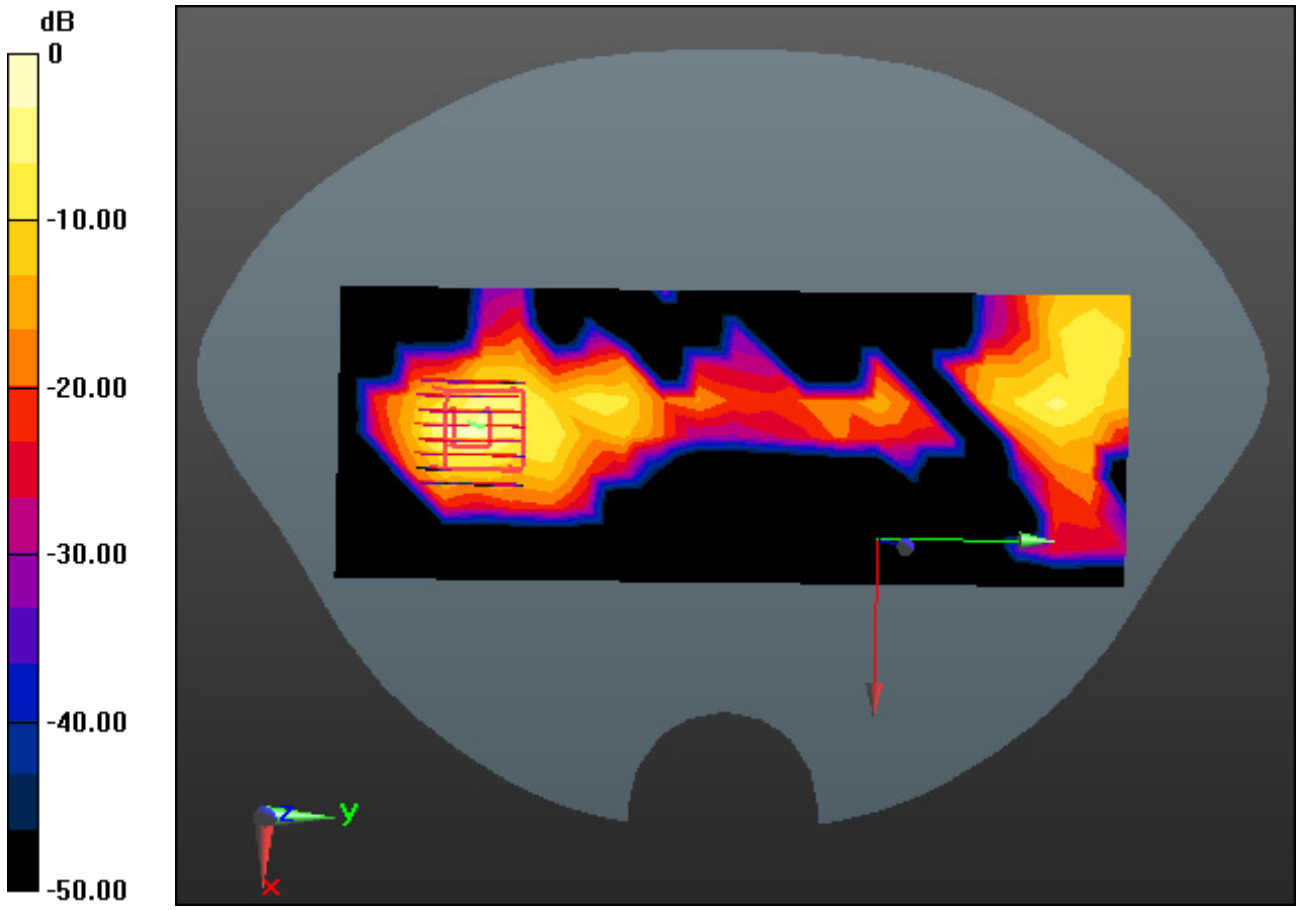

0 dB = 0.847 W/kg

DT&C Co., Ltd.

DUT: LF-F200U; Type: Neck Acc

Communication System: UID 0, W-LAN(5G) (0); Frequency: 5825 MHz; Duty Cycle: 1:1
Medium parameters used: f = 5825 MHz; σ = 5.329 S/m; ε_r = 34.243; ρ = 1000 kg/m^3
Phantom section: Flat Section

DASY5 Configuration:
Probe: EX3DV4 - SN3916; ConvF(4.82, 4.82, 4.82); Calibrated: 4/25/2019; Electronics: DAE4 Sn1453
Sensor-Surface: 1.4mm (Mechanical Surface Detection)
Phantom: SAM with CRP_2013_10_08; Type: QD000P40CD; Serial: TP:1785
Measurement SW: DASY52, Version 52.8 (8); SEMCAD X Version 14.6.10 (7331)

Test Date: 2019-12-17; Ambient Temp: 21.0; Tissue Temp: 21.5

Touch from Body, In side, WLAN(802.11a) Ch. 165, Ant. Internal, Ant.1

Area Scan (9x23x1): Measurement grid: dx=10mm, dy=10mm
Zoom Scan (8x8x7)/Cube 0: Measurement grid: dx=4mm, dy=4mm, dz=1.4mm, Graded Ratio:1.4
Power Drift = -0.10 dB
Peak SAR (extrapolated) = 2.74 W/kg
SAR(1 g) = 0.510 W/kg; SAR(10 g) = 0.138 W/kg

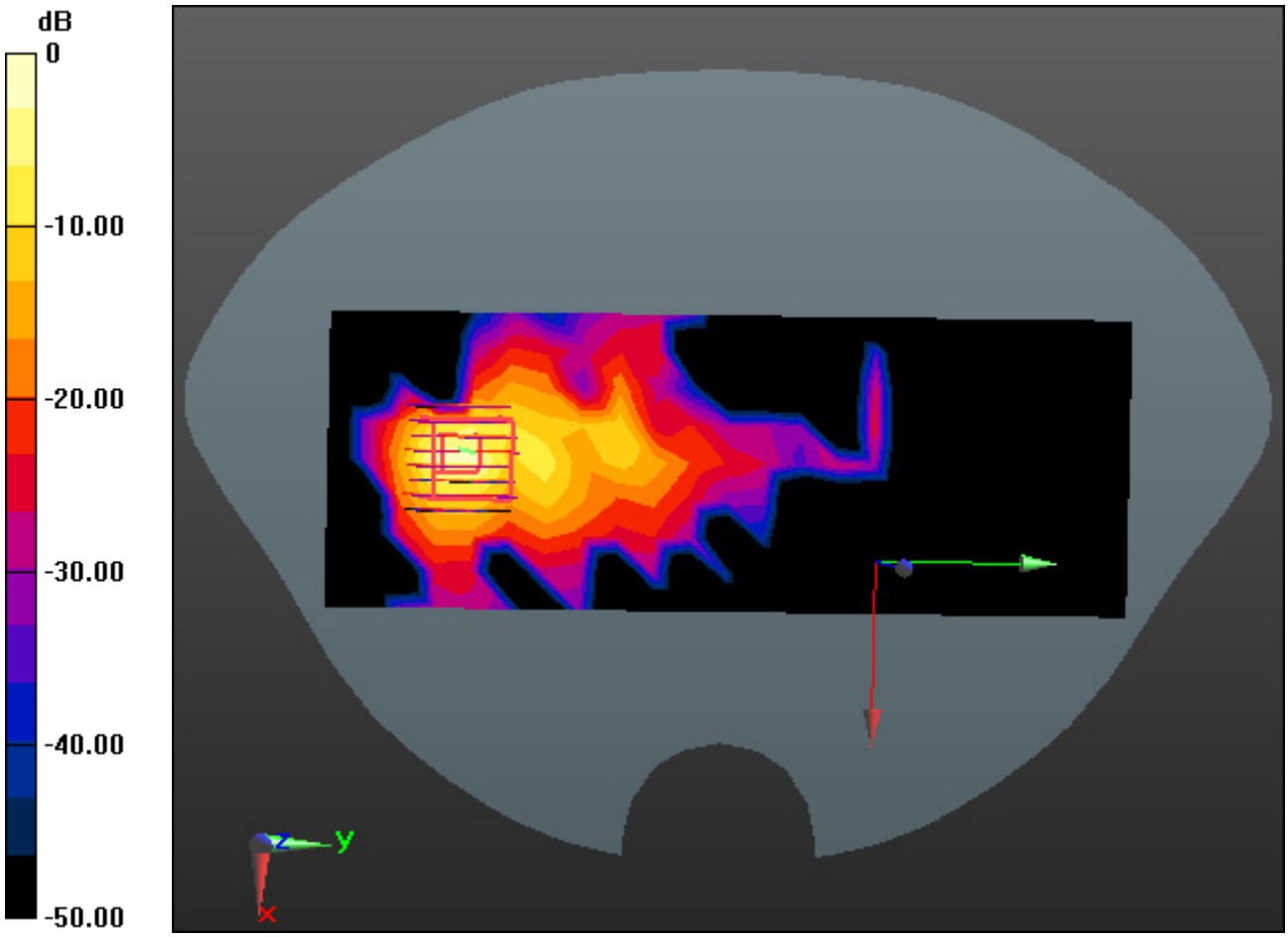

0 dB = 1.45 W/kg

DT&C Co., Ltd.

DUT: LF-F200U; Type: Neck Acc

Communication System: UID 0, W-LAN(5G) (0); Frequency: 5825 MHz; Duty Cycle: 1:1
Medium parameters used: f = 5825 MHz; σ = 5.329 S/m; ε_r = 34.243; ρ = 1000 kg/m^3
Phantom section: Flat Section

DASY5 Configuration:
Probe: EX3DV4 - SN3916; ConvF(4.82, 4.82, 4.82); Calibrated: 4/25/2019; Electronics: DAE4 Sn1453
Sensor-Surface: 1.4mm (Mechanical Surface Detection)
Phantom: SAM with CRP_2013_10_08; Type: QD000P40CD; Serial: TP:1785
Measurement SW: DASY52, Version 52.8 (8); SEMCAD X Version 14.6.10 (7331)

Test Date: 2019-12-17; Ambient Temp: 21.0; Tissue Temp: 21.5

Touch from Body, Up side, WLAN(802.11a) Ch. 165, Ant. Internal, Ant.2

Area Scan (9x23x1): Measurement grid: dx=10mm, dy=10mm
Zoom Scan (8x8x7)/Cube 0: Measurement grid: dx=4mm, dy=4mm, dz=1.4mm, Graded Ratio:1.4
Power Drift = 0.04 dB
Peak SAR (extrapolated) = 2.31 W/kg
SAR(1 g) = 0.157 W/kg; SAR(10 g) = 0.042 W/kg

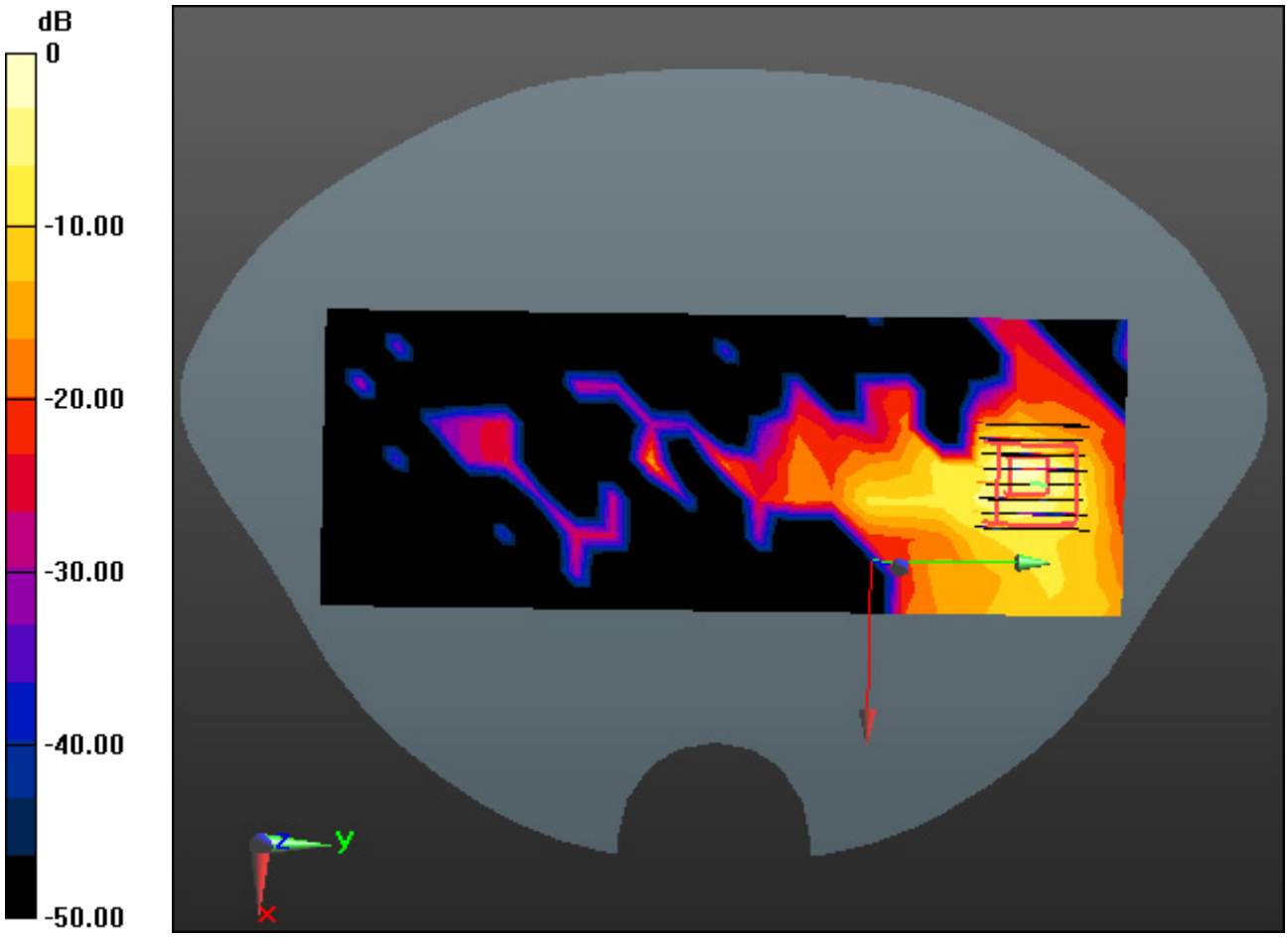

0 dB = 0.536 W/kg

DT&C Co., Ltd.

DUT: LF-F200U; Type: Neck Acc

Communication System: UID 0, W-LAN(5G) (0); Frequency: 5825 MHz; Duty Cycle: 1:1
Medium parameters used: f = 5825 MHz; σ = 5.329 S/m; ε_r = 34.243; ρ = 1000 kg/m^3
Phantom section: Flat Section

DASY5 Configuration:
Probe: EX3DV4 - SN3916; ConvF(4.82, 4.82, 4.82); Calibrated: 4/25/2019; Electronics: DAE4 Sn1453
Sensor-Surface: 1.4mm (Mechanical Surface Detection)
Phantom: SAM with CRP_2013_10_08; Type: QD000P40CD; Serial: TP:1785
Measurement SW: DASY52, Version 52.8 (8); SEMCAD X Version 14.6.10 (7331)

Test Date: 2019-12-17; Ambient Temp: 21.0; Tissue Temp: 21.5

Touch from Body, In side, WLAN(802.11a) Ch. 165, Ant. Internal, MIMO

Area Scan (9x23x1): Measurement grid: dx=10mm, dy=10mm
Zoom Scan (8x8x7)/Cube 0: Measurement grid: dx=4mm, dy=4mm, dz=1.4mm, Graded Raio:1.4
Power Drift = -0.05 dB
Peak SAR (extrapolated) = 2.87 W/kg
SAR(1 g) = 0.575 W/kg; SAR(10 g) = 0.162 W/kg

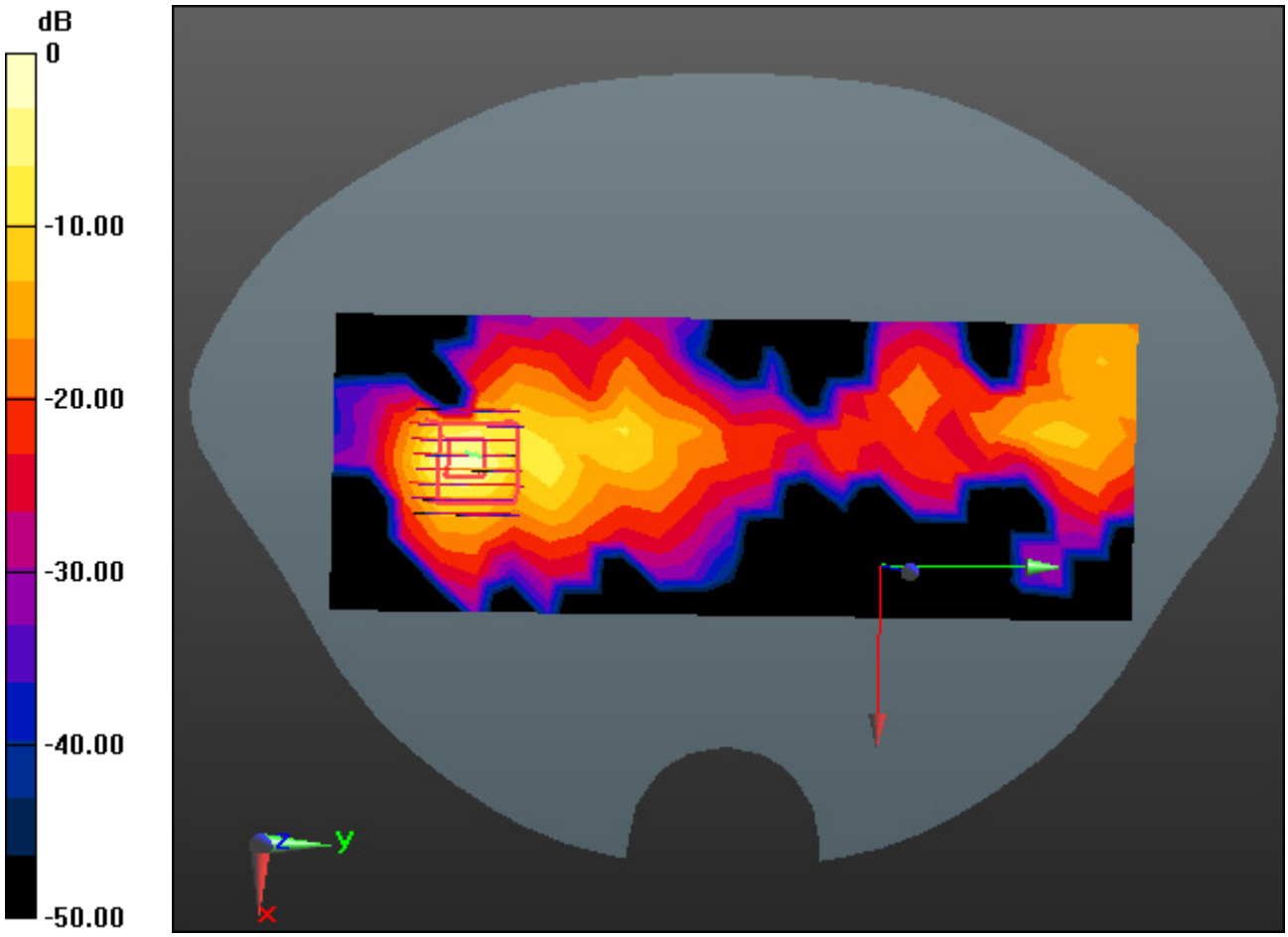

0 dB = 1.51 W/kg

DT&C Co., Ltd.

DUT: LF-F200U; Type: Neck Acc

Communication System: UID 0, Bluetooth (0); Frequency: 2441 MHz; Duty Cycle: 1:1.302
Medium parameters used: f = 2441 MHz; σ = 1.795 S/m; ε_r = 37.734; ρ = 1000 kg/m^3
Phantom section: Flat Section

DASY5 Configuration:
Probe: EX3DV4 - SN3916; ConvF(7.66, 7.66, 7.66); Calibrated: 4/25/2019; Electronics: DAE4 Sn1453
Sensor-Surface: 2mm (Mechanical Surface Detection)
Phantom: SAM with CRP_2013_10_08; Type: QD000P40CD; Serial: TP:1785
Measurement SW: DASY52, Version 52.8 (8); SEMCAD X Version 14.6.10 (7331)

Test Date: 2019-12-10; Ambient Temp: 21.3; Tissue Temp: 21.0

Touch from Body, In side, Bluetooth 1Mbps Ch. 39, Ant. Internal

Area Scan (7x19x1): Measurement grid: dx=12mm, dy=12mm
Zoom Scan (7x7x7)/Cube 0: Measurement grid: dx=5mm, dy=5mm, dz=5mm
Power Drift = -0.19 dB
Peak SAR (extrapolated) = 1.33 W/kg
SAR(1 g) = 0.458 W/kg; SAR(10 g) = 0.146 W/kg

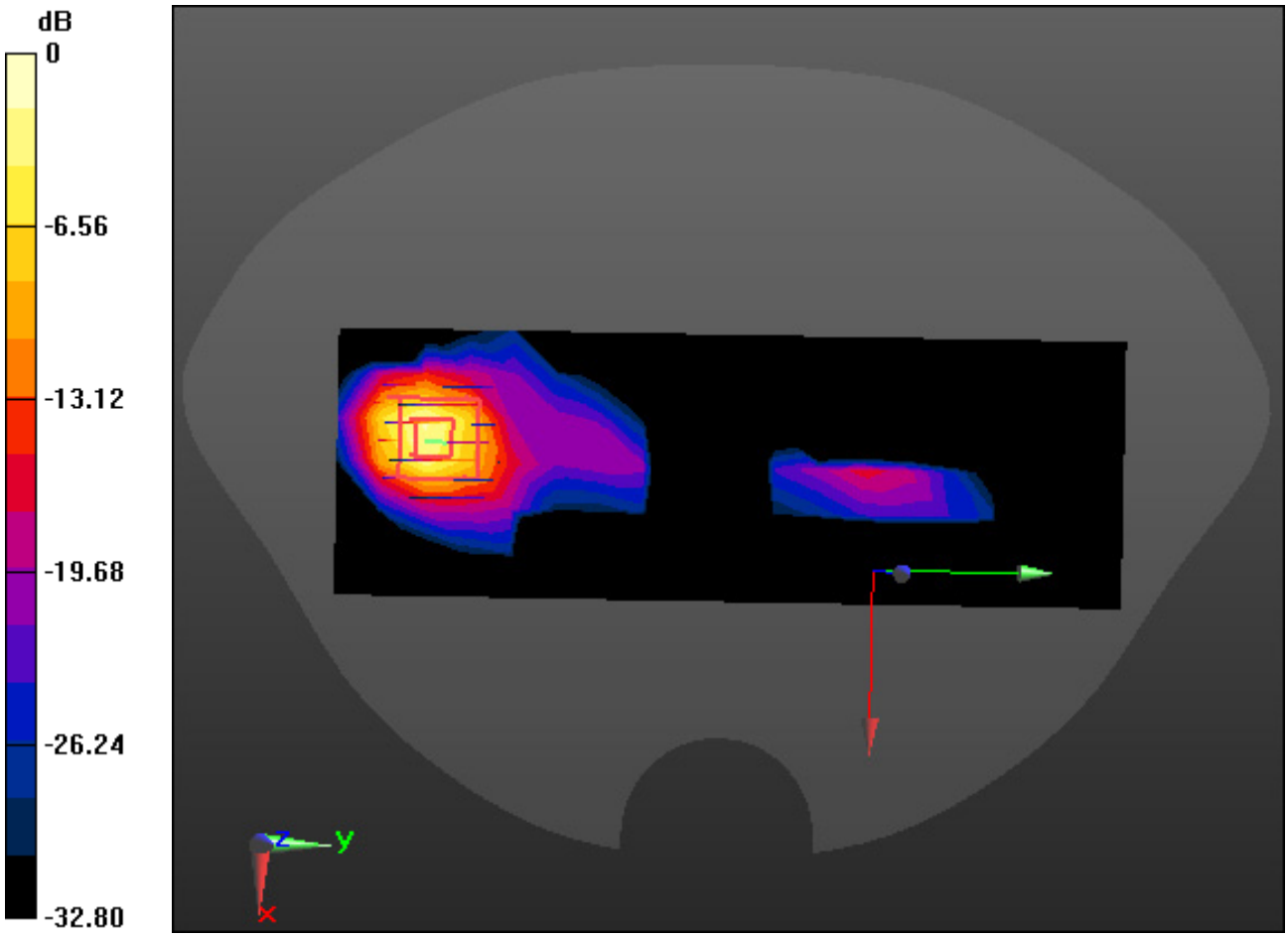

0 dB = 0.826 W/kg