APPROVAL SHEET

CUSTOMER NAME	Gao Si Bei Er
CUSTOMER P/N	KS00030139
PART NAME	2.4G/5G black FPC internal antenna OPEN 1.13 Gray line L=70mm
P/ N	YJC-6N070-G20
APPROVAL REV.	A0
DELIVERY DATE	December 18, 2023
PREPARED BY	Yin Feijie
CHECKED BY	Fang Wenfeng
APPROVED BY	Chauhan

Customer Approved		
Prepared By	Checked By	Approved By
Zhou Yong	Wang He	Tan Gong

Address: Building C, Hongyu Guangming Valley, No. 11, Youma Gang Road, Ma Tian Street, Guangming District, ShenzhenDongguan Branch: Yingjiachuang Industrial Park, No. 2 Yinhe 3rd Road, Shishuikou, Qiaotou Town, Dongguan CityHangzhou Office: 212, Building B, Dahua Jianghong International Innovation Park, 369 Internet of Things Street, Binjiang District, HangzhouMianyang Office: No. 4F-34 Wanxiang High-tech International, No. 35 Mianxing East Road, Mianyang High-tech Zone, Sichuan Provincetelephone: 0755-27810060 fax: 0755-27810057 website: http://www.szsyjc.com

Catalogue

1、 Cover……1

2、 Catalogue……2

3、 Resume……3

4、 Product plan……4

5、 Antennatechnicalparametersandenvironmentaltesting……5

6、 Environmentalperformancetesting……5

7、 Antennaphysicaldiagramandattachedlocationdiagram……6

8、 Antennaperformancetestdiagram……6

9、 2D.3D (2.4G/5G) test data……7-9

10、 OTA active test data statistics……10

11、 ROHS Material control report……11

Resumer

Version	Changes and reasons	date	publish
A/0	Issued	December 18, 2023	

Product plan：

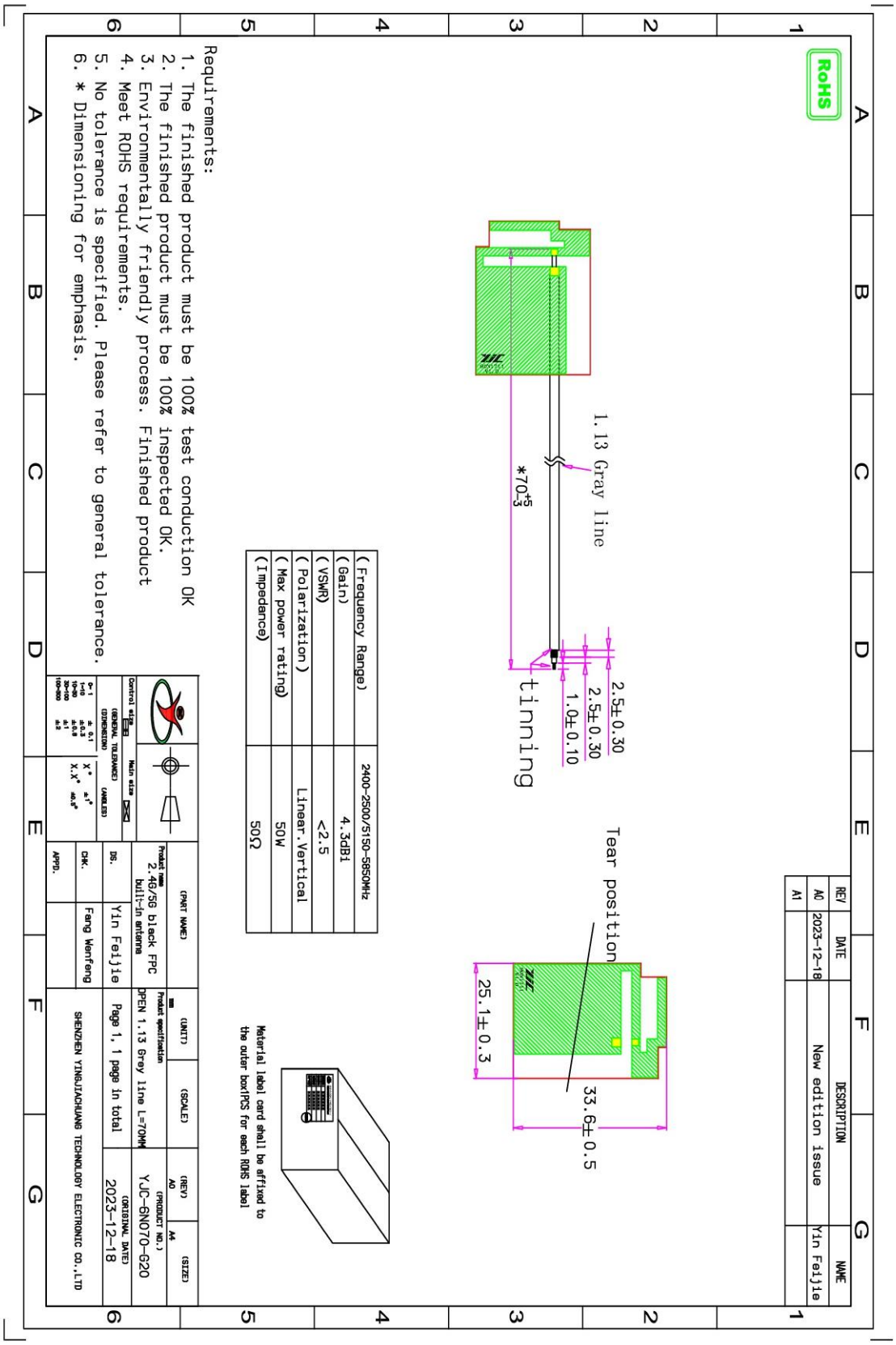

Antenna Type:FPCB Antenna

Antenna technical parameters and environmental testing:

Electrical technical parameter			
Electrical Specifications		Mechanical Specifications	
Frequency Range	2400-2500/5150-5850MHz	Cable Color	gray
VSWR	＜2.5	Input connector	OPEN
Input Impedance	50 Ω	Cable length	70mm
Direction	All	Working Temperature	-20℃~+70℃
2.4G/5G Gain	2.86/4.21dBi	Working Humidity	20%~80%

Environmental performance test:

Project	Test condition	Standard
Storage Conditions	In the absence of specified test temperature, humidity, air pressure is as follows:: 1. Temperature is - 30 ℃ ~ + 80 ℃ 2. Relative humidity of 45% to 45% 3. Air pressure is 86 kpa to 106 kpa	Electrical and mechanical performace is normal
High and low temperature test	Between 70 ℃ and -20 ℃ for 5 loops, then 1-2 h under normal conditions, check the appearance quality.	Size should meet the requirements and meet the performance of mechinery and electric.
Constant damp and hot resistance test	95 + / - 3% relative humidity, temperature test: 40 ℃. Lasts 2 h after, try to take out the determination of electrical properties, within 5 min after try 1-2 h under article normal thing, check the appearance quality	Size should meet the requirements and meet the performance of mechinery and electric.
vibration test	10-55 hz, vibration frequency range of displacement amplitude: 0.35 MM, acceleration amplitude: 50.0 M/S, sweep cycles: 30 times	Electrical and mechanical performace is normal
Fall down test	1 m high altitude in accordance with the perpendicular axis free drop 3 times	Electrical and mechanical performace is normal

Antenna physical diagram and attached location diagram：



Antenna performance test diagram:

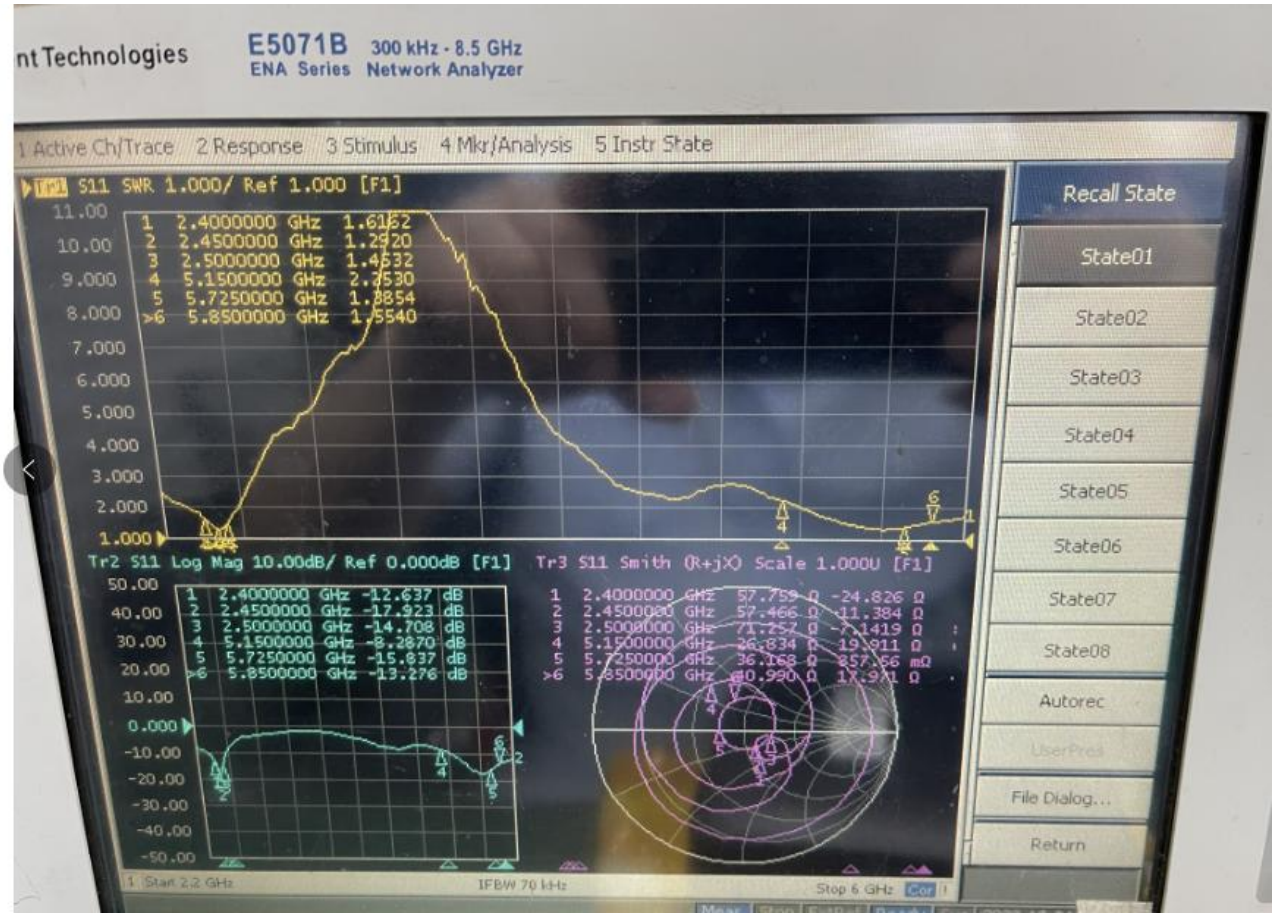

2D and 3D test data (2.4G/5G):

Frequency	Efficiency (%)	Gain. (dBi)
2400MHz	56.21	2.59
2410MHz	56.38	2.65
2420MHz	57.62	2.81
2430MHz	53.28	2.86
2440MHz	58.62	2.57
2450MHz	52.98	2.86
2460MHz	53.08	2.52
2470MHz	51.94	2.58
2480MHz	50.53	2.55
2490MHz	55.08	2.32
2500MHz	54.20	2.04
5150MHz	42.09	3.62
5250MHz	48.94	4.18
5350MHz	47.62	4.21
5450MHz	45.16	3.55
5550MHz	44.47	3.80
5650MHz	48.79	4.05
5750MHz	47.80	4.16
5850MHz	45.28	3.97

Phi 0 2D

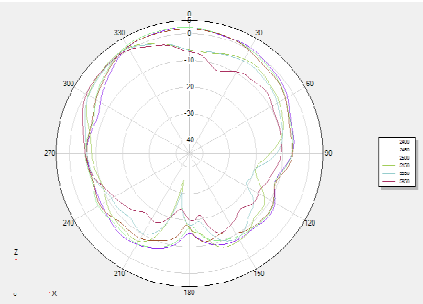

Phi 90 2D

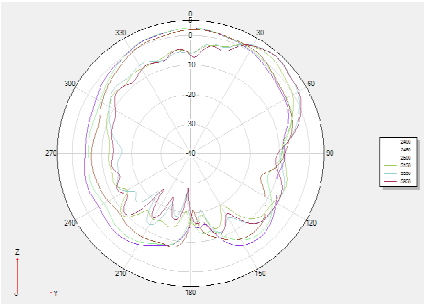

Theta 90 2D

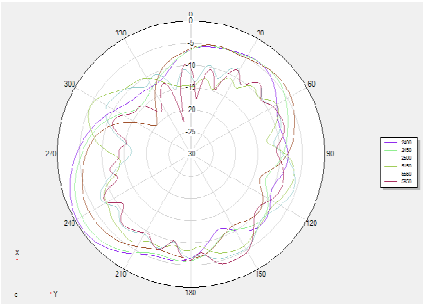

3D 2400:

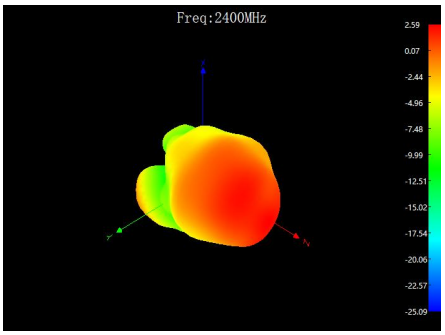

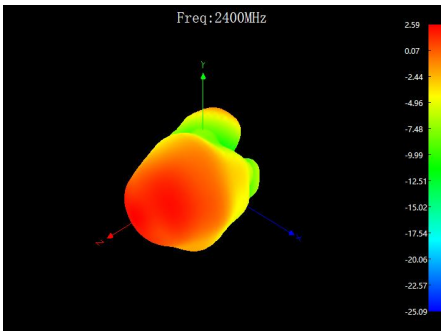

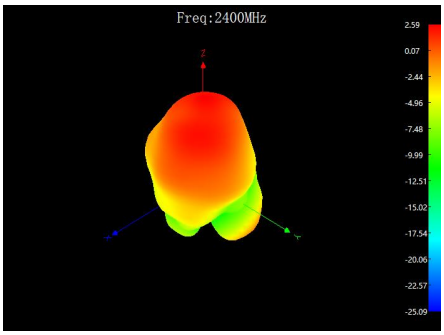

3D 2450：

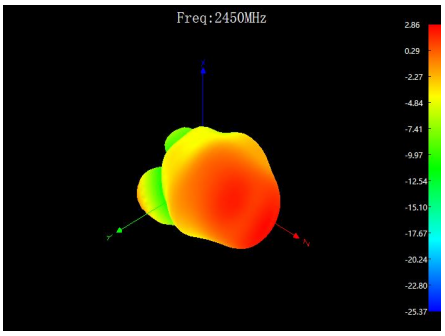

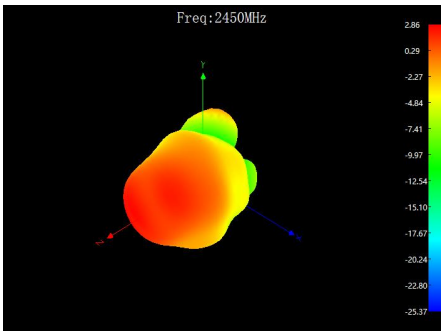

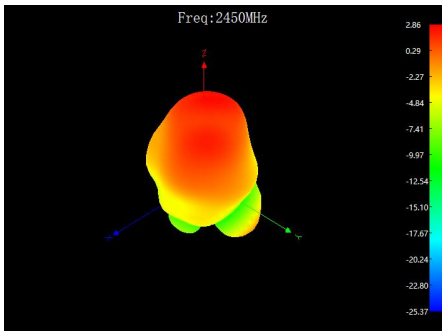

3D 2500：

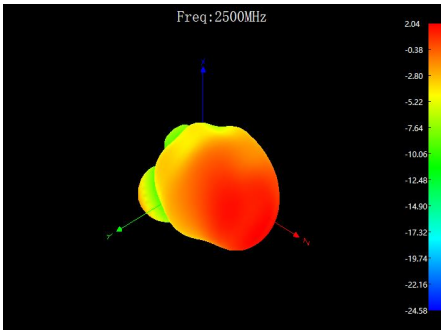

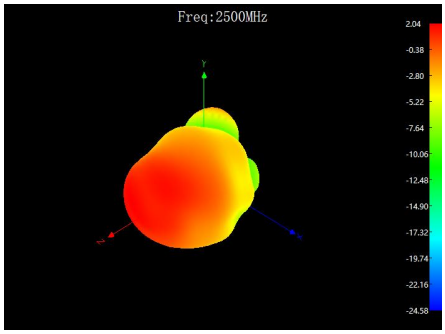

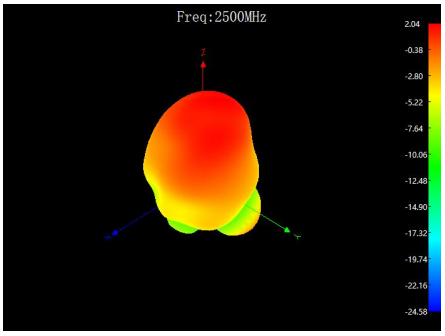

3D 5150：

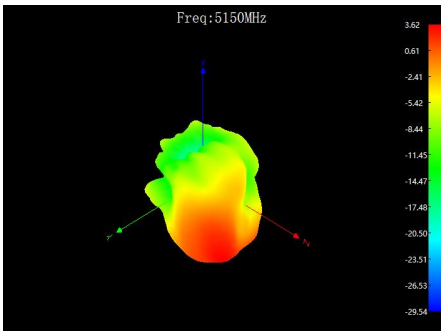

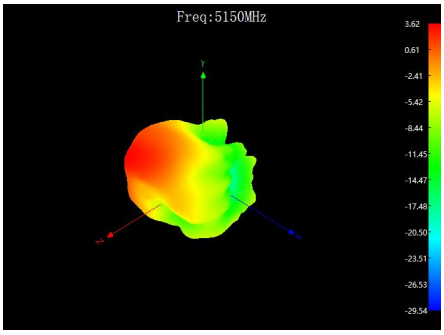

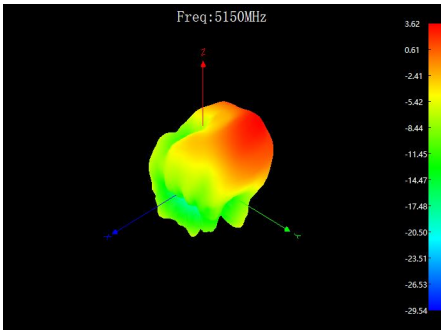

3D 5550：

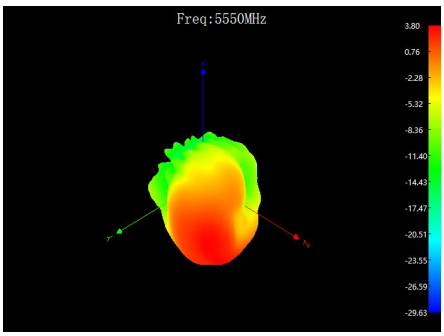

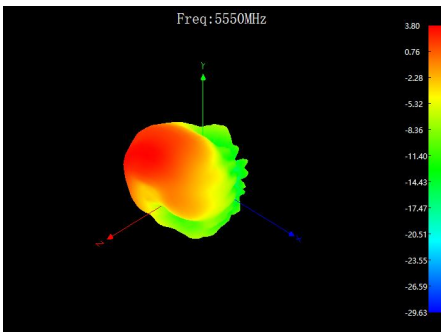

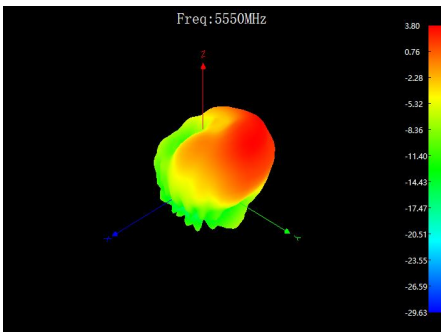

3D 5850：

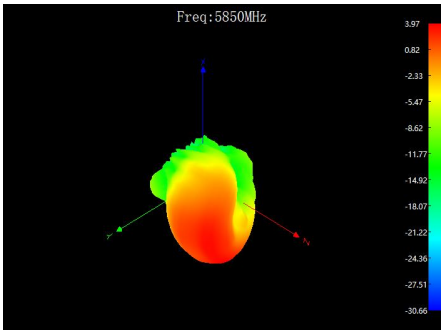

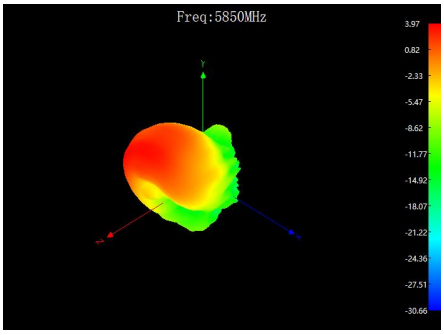

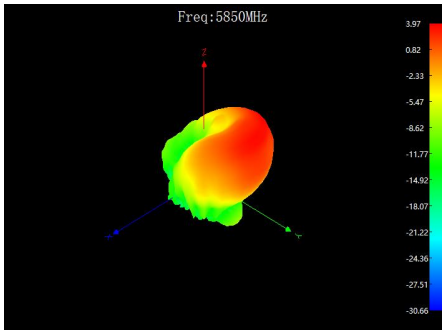

OTA active test data statistics：

Item	Measurement	Band	Channel	Frequency	Total
1	TRP	WIFI_B (11M)	1	2412	14.62
2	TRP	WIFI_B (11M)	6	2437	15.35
3	TRP	WIFI_B (11M)	11	2462	14.75
4	TIS(EIRP)	WIFI_B (11M)	1	2412	-77.69
5	TIS(EIRP)	WIFI_B (11M)	6	2437	-74.21
6	TIS(EIRP)	WIFI_B (11M)	11	2462	-76.53
7	TRP	WIFI_G (54M)	1	2412	13.59
8	TRP	WIFI_G (54M)	6	2437	14.22
9	TRP	WIFI_G (54M)	11	2462	14.21
10	TIS(EIRP)	WIFI_G (54M)	1	2412	-66.06
11	TIS(EIRP)	WIFI_G (54M)	6	2437	-62.9
12	TIS(EIRP)	WIFI_G (54M)	11	2462	-68.64
13	TRP	WIFI_N_ISM (65M)	1	2412	14.03
14	TRP	WIFI_N_ISM (65M)	6	2437	14.78
15	TRP	WIFI_N_ISM (65M)	11	2462	14.25
16	TIS(EIRP)	WIFI_N_ISM (65M)	1	2412	-65.83
17	TIS(EIRP)	WIFI_N_ISM (65M)	6	2437	-61.49
18	TIS(EIRP)	WIFI_N_ISM (65M)	11	2462	-62.49
19	TRP	WIFI_A (54M)	36	5180	12.73
20	TRP	WIFI_A (54M)	149	5745	11.72
21	TRP	WIFI_A (54M)	165	5825	12.1
22	TIS(EIRP)	WIFI_A (54M)	36	5180	-68.98
23	TIS(EIRP)	WIFI_A (54M)	149	5745	-72.9
24	TIS(EIRP)	WIFI_A (54M)	165	5825	-71.93

Material RoHS conformity declaration form

This is to certify that the delivery to your company's components, raw materials, auxiliary materials used and the additives in the production engineering are accord with RoHS environmental requirements of the restrictions on the use of hazardous substances directive (RoHS directive 2011/65 / EU)

About components used raw materials, packaging materials, auxiliary materials and additives used in the production process such as composition of the report is as follows:

Component /Part Name	Material Composition	ICP report #	Test Org.	Test Date	Content of harmful substances (ppm)						PASS?
					Cd	Pb	Hg	Cr^{6+}	PBB	PBDE	PASS
FPC	FPC	FTS2302160201-01C1	SGS	23/02/20	ND	ND	ND	ND	ND	ND	PASS
Wire rod	Teflon coaxial cable	CANEC2301851703	SGS	23/02/23	ND	ND	ND	ND	ND	ND	PASS
Eco-friendly tin wire	Eco-friendly tin wire	SHAEC23006357502	SGS	23/05/23	ND	43	ND	ND	ND	ND	PASS