Test Laboratory: Sporton International Inc. SAR/HAC Testing Lab Date: 2020.6.10

11_LTE Band 30_10M_QPSK_1RB_0Offset_Left Cheek_0mm_Ch27710

Communication System: UID 0, LTE-FDD (0); Frequency: 2310 MHz;Duty Cycle: 1:1
Medium: HSL_2300 Medium parameters used: f = 2310 MHz; σ = 1.621 S/m; ε_r = 41.138; ρ = 1000 kg/m^3
Ambient Temperature：23.3 ℃; Liquid Temperature：22.6 ℃

DASY5 Configuration:
- Probe: EX3DV4 - SN3843; ConvF(7.3, 7.3, 7.3); Calibrated: 2019.9.26
- Sensor-Surface: 1.4mm (Mechanical Surface Detection)
- Electronics: DAE4 Sn1338; Calibrated: 2019.11.20
- Phantom: SAM2; Type: SAM; Serial: TP-1503
- Measurement SW: DASY52, Version 52.10 (4); SEMCAD X Version 14.6.14 (7483)

Area Scan (81x91x1): Interpolated grid: dx=1.200 mm, dy=1.200 mm
Maximum value of SAR (interpolated) = 0.499 W/kg

Zoom Scan (7x7x7)/Cube 0: Measurement grid: dx=5mm, dy=5mm, dz=5mm
Reference Value = 7.379 V/m; Power Drift = 0.06 dB
Peak SAR (extrapolated) = 0.658 W/kg
SAR(1 g) = 0.407 W/kg; SAR(10 g) = 0.234 W/kg
Maximum value of SAR (measured) = 0.493 W/kg



0 dB = 0.493 W/kg = -3.07 dBW/kg

12_WLAN2.4GHz_802.11b 1Mbps_Left Cheek_0mm_Ch1

Communication System: UID 0, 802.11b (0); Frequency: 2412 MHz;Duty Cycle: 1:1.024
Medium: HSL_2450 Medium parameters used: f = 2412 MHz; σ = 1.814 S/m; ε_r = 38.602; ρ = 1000 kg/m^3
Ambient Temperature：23.4 ℃; Liquid Temperature：22.8 ℃

DASY5 Configuration:
- Probe: EX3DV4 - SN3843; ConvF(7.06, 7.06, 7.06); Calibrated: 2019.9.26
- Sensor-Surface: 1.4mm (Mechanical Surface Detection)
- Electronics: DAE4 Sn1338; Calibrated: 2019.11.20
- Phantom: SAM2; Type: SAM; Serial: TP-1503
- Measurement SW: DASY52, Version 52.10 (4); SEMCAD X Version 14.6.14 (7483)

Area Scan (91x81x1): Interpolated grid: dx=1.200 mm, dy=1.200 mm
Maximum value of SAR (interpolated) = 0.350 W/kg

Zoom Scan (7x7x7)/Cube 0: Measurement grid: dx=5mm, dy=5mm, dz=5mm
Reference Value = 7.188 V/m; Power Drift = 0.05 dB
Peak SAR (extrapolated) = 0.587 W/kg
SAR(1 g) = 0.273 W/kg; SAR(10 g) = 0.142 W/kg
Maximum value of SAR (measured) = 0.342 W/kg



0 dB = 0.342 W/kg = -4.66 dBW/kg

Test Laboratory: Sporton International Inc. SAR/HAC Testing Lab Date: 2020.6.4

13_Bluetooth_1Mbps_Left Cheek_0mm_Ch39

Communication System: UID 0, Bluetooth (0); Frequency: 2441 MHz;Duty Cycle: 1:1.291
Medium: HSL_2450 Medium parameters used: f = 2441 MHz; σ = 1.815 S/m; ε_r = 40.535; ρ = 1000 kg/m^3
Ambient Temperature：23.4 ℃; Liquid Temperature：22.8 ℃

DASY5 Configuration:
- Probe: EX3DV4 - SN3843; ConvF(7.06, 7.06, 7.06); Calibrated: 2019.9.26
- Sensor-Surface: 1.4mm (Mechanical Surface Detection)
- Electronics: DAE4 Sn1338; Calibrated: 2019.11.20
- Phantom: SAM2; Type: SAM; Serial: TP-1503
- Measurement SW: DASY52, Version 52.10 (4); SEMCAD X Version 14.6.14 (7483)

Area Scan (91x71x1): Interpolated grid: dx=1.200 mm, dy=1.200 mm
Maximum value of SAR (interpolated) = 0.0724 W/kg

Zoom Scan (7x7x7)/Cube 0: Measurement grid: dx=5mm, dy=5mm, dz=5mm
Reference Value = 2.901 V/m; Power Drift = 0.08 dB
Peak SAR (extrapolated) = 0.132 W/kg
SAR(1 g) = 0.058 W/kg; SAR(10 g) = 0.029 W/kg
Maximum value of SAR (measured) = 0.0756 W/kg



0 dB = 0.0756 W/kg = -11.21 dBW/kg

14_GSM850_GPRS(4 Tx slots)_Back_10mm_Ch128

Communication System: UID 0, GSM850 (0); Frequency: 824.2 MHz;Duty Cycle: 1:2.08
Medium: HSL_835 Medium parameters used: f = 824.2 MHz; σ = 0.891 S/m; ε_r = 41.375; ρ = 1000 kg/m^3
Ambient Temperature：23.2 °C; Liquid Temperature：22.7 °C

DASY5 Configuration:
- Probe: EX3DV4 - SN3843; ConvF(9.07, 9.07, 9.07); Calibrated: 2019.9.26
- Sensor-Surface: 1.4mm (Mechanical Surface Detection)
- Electronics: DAE4 Sn1338; Calibrated: 2019.11.20
- Phantom: SAM2; Type: SAM; Serial: TP-1503
- Measurement SW: DASY52, Version 52.10 (4); SEMCAD X Version 14.6.14 (7483)

Area Scan (71x81x1): Interpolated grid: dx=1.500 mm, dy=1.500 mm
Maximum value of SAR (interpolated) = 0.401 W/kg

Zoom Scan (5x5x7)/Cube 0: Measurement grid: dx=8mm, dy=8mm, dz=5mm
Reference Value = 21.73 V/m; Power Drift = 0.03 dB
Peak SAR (extrapolated) = 0.467 W/kg
SAR(1 g) = 0.391 W/kg; SAR(10 g) = 0.276 W/kg
Maximum value of SAR (measured) = 0.439 W/kg

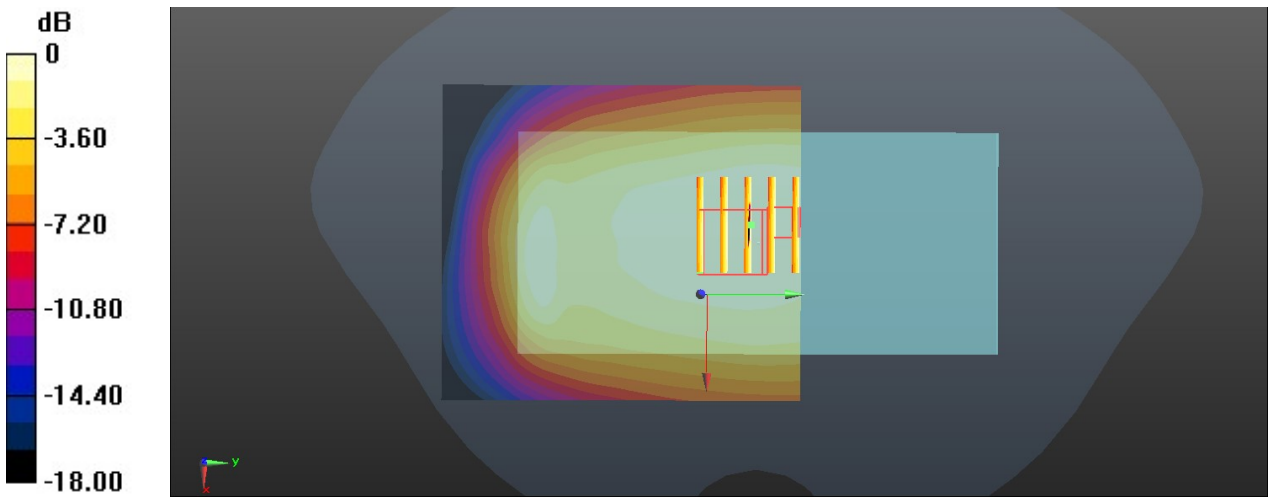

0 dB = 0.439 W/kg = -3.58 dBW/kg

Test Laboratory: Sporton International Inc. SAR/HAC Testing Lab Date: 2020.5.30

15_GSM1900_GPRS(4 Tx slots)_Back_10mm_Ch810

Communication System: UID 0, PCS (0); Frequency: 1909.8 MHz;Duty Cycle: 1:2.08
Medium: HSL_1900 Medium parameters used: f = 1910 MHz; σ = 1.442 S/m; ε_r = 40.078; ρ = 1000 kg/m^3
Ambient Temperature：23.3 ℃; Liquid Temperature：22.6 ℃

DASY5 Configuration:
- Probe: EX3DV4 - SN3843; ConvF(7.67, 7.67, 7.67); Calibrated: 2019.9.26
- Sensor-Surface: 1.4mm (Mechanical Surface Detection)
- Electronics: DAE4 Sn1338; Calibrated: 2019.11.20
- Phantom: SAM2; Type: SAM; Serial: TP-1503
- Measurement SW: DASY52, Version 52.10 (4); SEMCAD X Version 14.6.14 (7483)

Area Scan (71x81x1): Interpolated grid: dx=1.500 mm, dy=1.500 mm
Maximum value of SAR (interpolated) = 0.757 W/kg

Zoom Scan (5x5x7)/Cube 0: Measurement grid: dx=8mm, dy=8mm, dz=5mm
Reference Value = 12.60 V/m; Power Drift = -0.08 dB
Peak SAR (extrapolated) = 0.968 W/kg
SAR(1 g) = 0.515 W/kg; SAR(10 g) = 0.280 W/kg
Maximum value of SAR (measured) = 0.750 W/kg

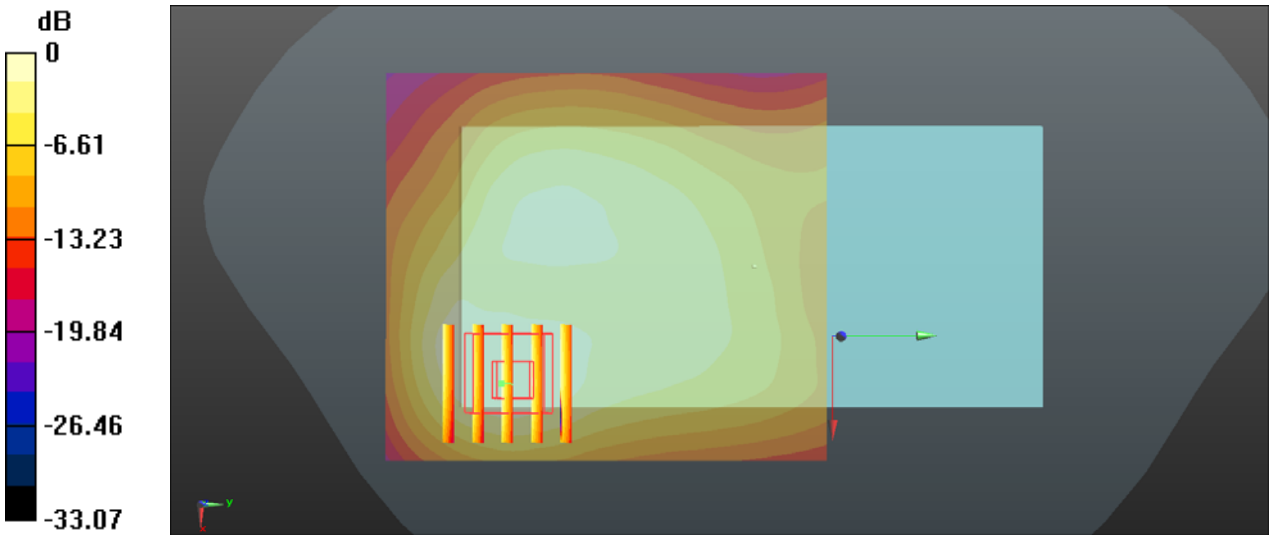

0 dB = 0.750 W/kg = -1.25 dBW/kg

Test Laboratory: Sporton International Inc. SAR/HAC Testing Lab Date: 2020.5.30

16_WCDMA II_RMC 12.2Kbps_Back_10mm_Ch9538

Communication System: UID 0, WCDMA (0); Frequency: 1907.6 MHz;Duty Cycle: 1:1
Medium: HSL_1900 Medium parameters used: f = 1908 MHz; σ = 1.44 S/m; ε_r = 40.086; ρ = 1000 kg/m^3
Ambient Temperature：23.3 ℃; Liquid Temperature：22.6 ℃

DASY5 Configuration:
- Probe: EX3DV4 - SN3843; ConvF(7.67, 7.67, 7.67); Calibrated: 2019.9.26
- Sensor-Surface: 1.4mm (Mechanical Surface Detection)
- Electronics: DAE4 Sn1338; Calibrated: 2019.11.20
- Phantom: SAM2; Type: SAM; Serial: TP-1503
- Measurement SW: DASY52, Version 52.10 (4); SEMCAD X Version 14.6.14 (7483)

Area Scan (71x71x1): Interpolated grid: dx=1.500 mm, dy=1.500 mm
Maximum value of SAR (interpolated) = 1.00 W/kg

Zoom Scan (5x5x7)/Cube 0: Measurement grid: dx=8mm, dy=8mm, dz=5mm
Reference Value = 13.53 V/m; Power Drift = -0.02 dB
Peak SAR (extrapolated) = 1.45 W/kg
SAR(1 g) = 0.829 W/kg; SAR(10 g) = 0.467 W/kg
Maximum value of SAR (measured) = 1.01 W/kg

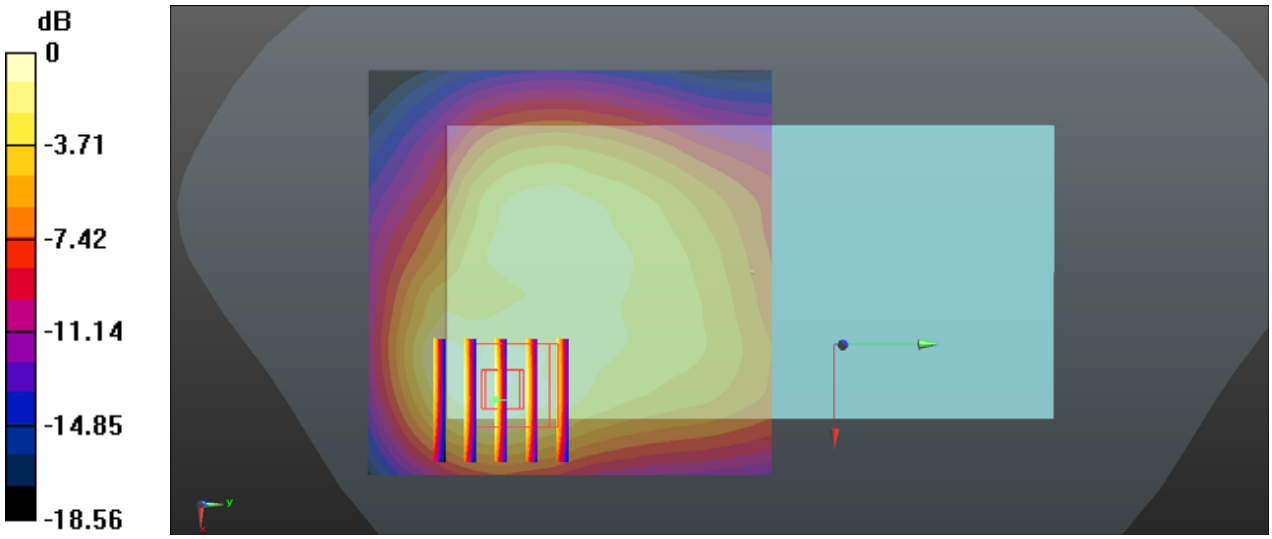

0 dB = 1.01 W/kg = 0.04 dBW/kg

Test Laboratory: Sporton International Inc. SAR/HAC Testing Lab Date: 2020.5.29

17 _WCDMA IV_RMC 12.2Kbps_Back_10mm_Ch1413

Communication System: UID 0, WCDMA (0); Frequency: 1732.6 MHz;Duty Cycle: 1:1
Medium: HSL_1750 Medium parameters used: f = 1733 MHz; σ = 1.306 S/m; ε_r = 41.157; ρ = 1000 kg/m^3
Ambient Temperature：23.3 ℃; Liquid Temperature：22.6 ℃

DASY5 Configuration:
- Probe: EX3DV4 - SN3843; ConvF(7.95, 7.95, 7.95); Calibrated: 2019.9.26
- Sensor-Surface: 1.4mm (Mechanical Surface Detection)
- Electronics: DAE4 Sn1338; Calibrated: 2019.11.20
- Phantom: SAM2; Type: SAM; Serial: TP-1503
- Measurement SW: DASY52, Version 52.10 (4); SEMCAD X Version 14.6.14 (7483)

Area Scan (71x71x1): Interpolated grid: dx=1.500 mm, dy=1.500 mm
Maximum value of SAR (interpolated) = 1.14 W/kg

Zoom Scan (6x6x7)/Cube 0: Measurement grid: dx=8mm, dy=8mm, dz=5mm
Reference Value = 13.13 V/m; Power Drift = 0.06 dB
Peak SAR (extrapolated) = 1.60 W/kg
SAR(1 g) = 0.963 W/kg; SAR(10 g) = 0.596 W/kg
Maximum value of SAR (measured) = 1.16 W/kg

Zoom Scan (6x6x7)/Cube 1: Measurement grid: dx=8mm, dy=8mm, dz=5mm
Reference Value = 13.13 V/m; Power Drift = 0.06 dB
Peak SAR (extrapolated) = 1.47 W/kg
SAR(1 g) = 0.925 W/kg; SAR(10 g) = 0.618 W/kg
Maximum value of SAR (measured) = 1.09 W/kg

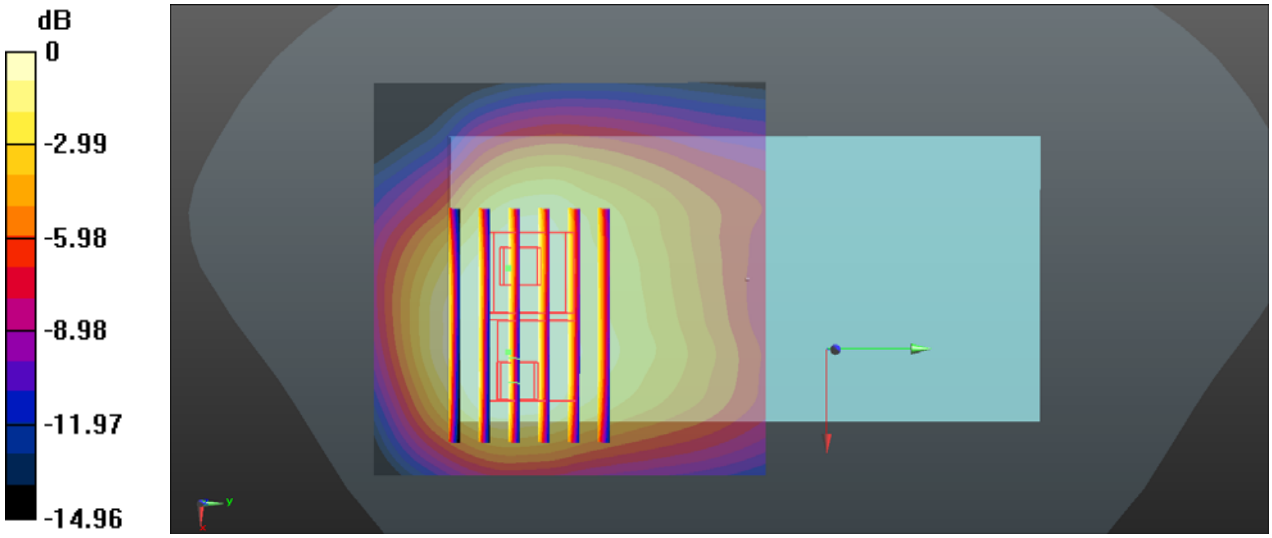

0 dB = 1.09 W/kg = 0.37 dBW/kg

Test Laboratory: Sporton International Inc. SAR/HAC Testing Lab Date: 2020.6.15

18_WCDMA V_RMC 12.2Kbps_Back_10mm_Ch4233

Communication System: UID 0, WCDMA (0); Frequency: 846.6 MHz;Duty Cycle: 1:1
Medium: HSL_835 Medium parameters used: f = 847 MHz; σ = 0.913 S/m; ε_r = 41.102; ρ = 1000 kg/m^3
Ambient Temperature：23.2 ℃; Liquid Temperature：22.7 ℃

DASY5 Configuration:
- Probe: EX3DV4 - SN3843; ConvF(9.07, 9.07, 9.07); Calibrated: 2019.9.26
- Sensor-Surface: 1.4mm (Mechanical Surface Detection)
- Electronics: DAE4 Sn1338; Calibrated: 2019.11.20
- Phantom: SAM2; Type: SAM; Serial: TP-1503
- Measurement SW: DASY52, Version 52.10 (4); SEMCAD X Version 14.6.14 (7483)

Area Scan (71x71x1): Interpolated grid: dx=1.500 mm, dy=1.500 mm
Maximum value of SAR (interpolated) = 0.552 W/kg

Zoom Scan (5x5x7)/Cube 0: Measurement grid: dx=8mm, dy=8mm, dz=5mm
Reference Value = 24.44 V/m; Power Drift = 0.02 dB
Peak SAR (extrapolated) = 0.824 W/kg
SAR(1 g) = 0.440 W/kg; SAR(10 g) = 0.247 W/kg
Maximum value of SAR (measured) = 0.512 W/kg

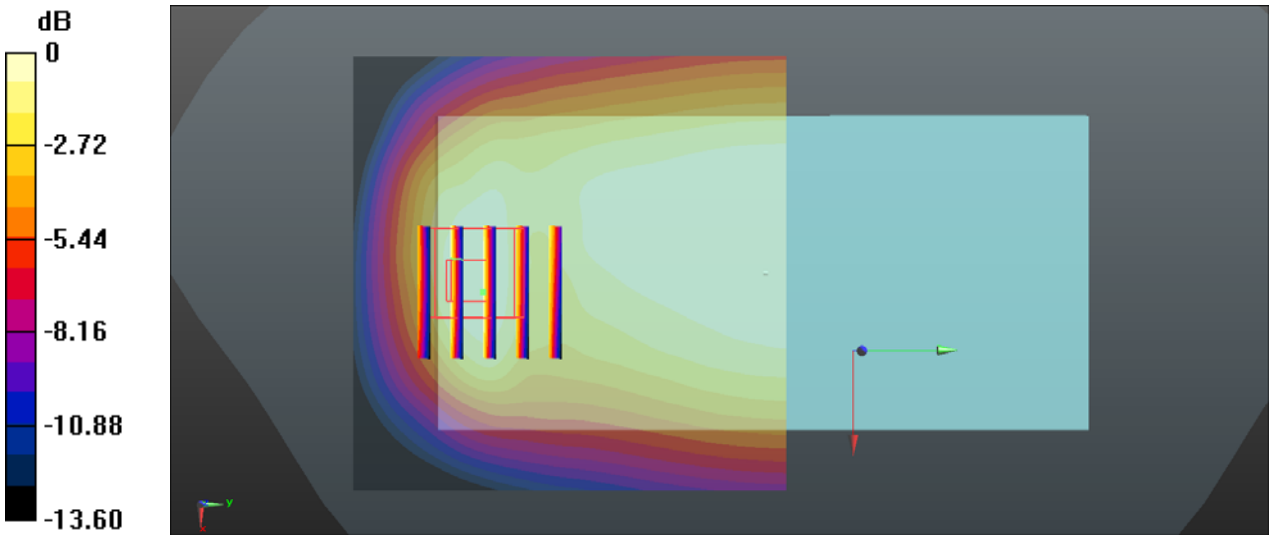

0 dB = 0.512 W/kg = -2.91 dBW/kg

Test Laboratory: Sporton International Inc. SAR/HAC Testing Lab Date: 2020.5.30

19_LTE Band 2_20M_QPSK_1RB_0Offset_Back_10mm_Ch18900

Communication System: UID 0, LTE-FDD (0); Frequency: 1880 MHz;Duty Cycle: 1:1
Medium: HSL_1900 Medium parameters used: f = 1880 MHz; σ = 1.411 S/m; ε_r = 40.198; ρ = 1000 kg/m^3
Ambient Temperature：23.3 ℃; Liquid Temperature：22.6 ℃

DASY5 Configuration:
- Probe: EX3DV4 - SN3843; ConvF(7.67, 7.67, 7.67); Calibrated: 2019.9.26
- Sensor-Surface: 1.4mm (Mechanical Surface Detection)
- Electronics: DAE4 Sn1338; Calibrated: 2019.11.20
- Phantom: SAM2; Type: SAM; Serial: TP-1503
- Measurement SW: DASY52, Version 52.10 (4); SEMCAD X Version 14.6.14 (7483)

Area Scan (71x71x1): Interpolated grid: dx=1.500 mm, dy=1.500 mm
Maximum value of SAR (interpolated) = 0.843 W/kg

Zoom Scan (5x5x7)/Cube 0: Measurement grid: dx=8mm, dy=8mm, dz=5mm
Reference Value = 14.93 V/m; Power Drift = 0.02 dB
Peak SAR (extrapolated) = 1.24 W/kg
SAR(1 g) = 0.717 W/kg; SAR(10 g) = 0.415 W/kg
Maximum value of SAR (measured) = 0.838 W/kg

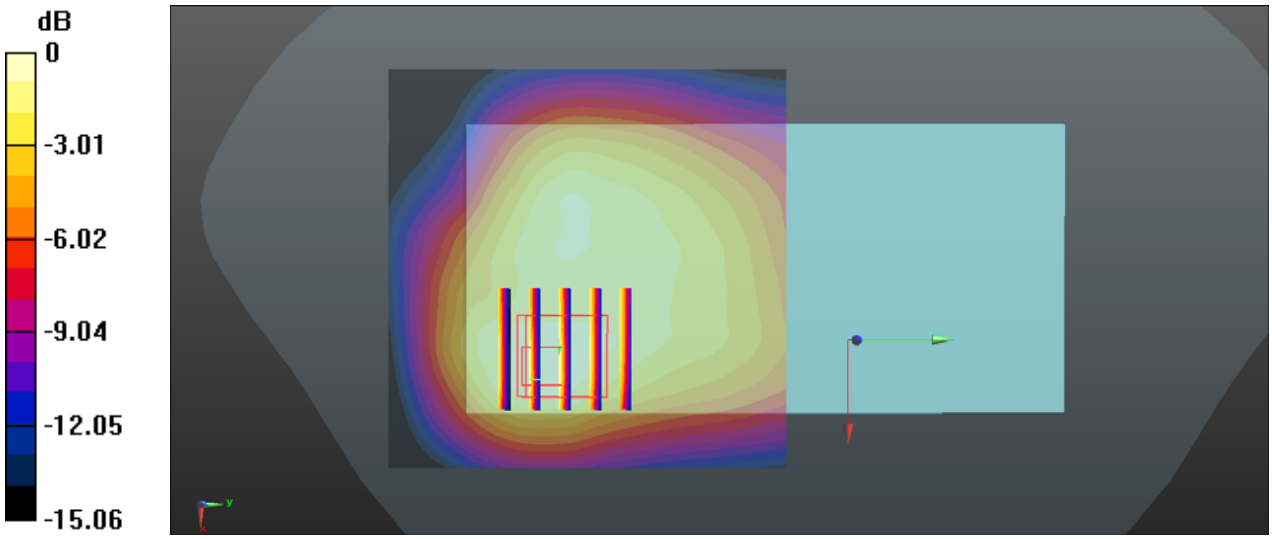

0 dB = 0.838 W/kg = -0.77 dBW/kg

Test Laboratory: Sporton International Inc. SAR/HAC Testing Lab Date: 2020.5.29

20_LTE Band 4_20M_QPSK_1RB_0Offset_Back_10mm_Ch20175

Communication System: UID 0, LTE-FDD (0); Frequency: 1732.5 MHz;Duty Cycle: 1:1
Medium: HSL_1750 Medium parameters used: f = 1733 MHz; σ = 1.306 S/m; ε_r = 41.157; ρ = 1000 kg/m^3
Ambient Temperature：23.2 ℃; Liquid Temperature：22.7 ℃

DASY5 Configuration:
- Probe: EX3DV4 - SN3843; ConvF(7.95, 7.95, 7.95); Calibrated: 2019.9.26
- Sensor-Surface: 1.4mm (Mechanical Surface Detection)
- Electronics: DAE4 Sn1338; Calibrated: 2019.11.20
- Phantom: SAM2; Type: SAM; Serial: TP-1503
- Measurement SW: DASY52, Version 52.10 (4); SEMCAD X Version 14.6.14 (7483)

Area Scan (71x71x1): Interpolated grid: dx=1.500 mm, dy=1.500 mm
Maximum value of SAR (interpolated) = 1.18 W/kg

Zoom Scan (5x5x7)/Cube 0: Measurement grid: dx=8mm, dy=8mm, dz=5mm
Reference Value = 16.20 V/m; Power Drift = -0.07 dB
Peak SAR (extrapolated) = 1.63 W/kg
SAR(1 g) = 0.959 W/kg; SAR(10 g) = 0.594 W/kg
Maximum value of SAR (measured) = 1.10 W/kg

Zoom Scan (5x5x7)/Cube 1: Measurement grid: dx=8mm, dy=8mm, dz=5mm
Reference Value = 16.20 V/m; Power Drift = -0.07 dB
Peak SAR (extrapolated) = 1.33 W/kg
SAR(1 g) = 0.922 W/kg; SAR(10 g) = 0.620 W/kg
Maximum value of SAR (measured) = 1.05 W/kg

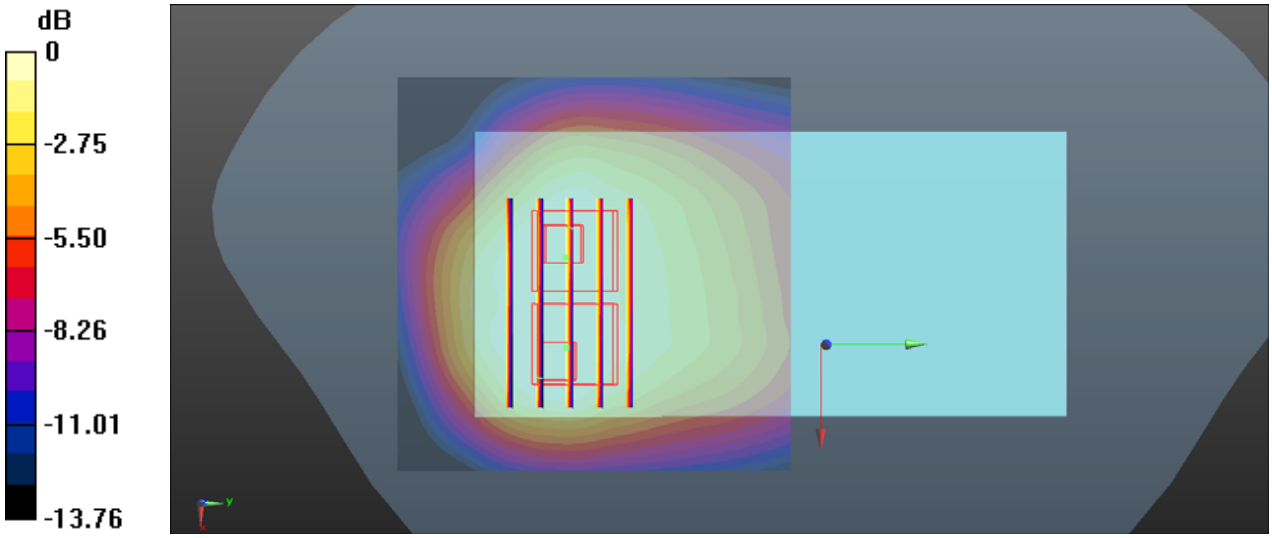

0 dB = 1.05 W/kg = 0.21 dBW/kg

Test Laboratory: Sporton International Inc. SAR/HAC Testing Lab Date: 2020.6.15

21_LTE Band 5_10M_QPSK_1RB_0Offset_Back_10mm_Ch20525

Communication System: UID 0, LTE-FDD (0); Frequency: 836.5 MHz;Duty Cycle: 1:1
Medium: HSL_835 Medium parameters used: f = 836.5 MHz; σ = 0.903 S/m; ε_r = 41.22; ρ = 1000 kg/m^3
Ambient Temperature：23.2 ℃; Liquid Temperature：22.7 ℃

DASY5 Configuration:
- Probe: EX3DV4 - SN3843; ConvF(9.07, 9.07, 9.07); Calibrated: 2019.9.26
- Sensor-Surface: 1.4mm (Mechanical Surface Detection)
- Electronics: DAE4 Sn1338; Calibrated: 2019.11.20
- Phantom: SAM2; Type: SAM; Serial: TP-1503
- Measurement SW: DASY52, Version 52.10 (4); SEMCAD X Version 14.6.14 (7483)

Area Scan (71x81x1): Interpolated grid: dx=1.500 mm, dy=1.500 mm
Maximum value of SAR (interpolated) = 0.477 W/kg

Zoom Scan (5x5x7)/Cube 0: Measurement grid: dx=8mm, dy=8mm, dz=5mm
Reference Value = 22.20 V/m; Power Drift = -0.09 dB
Peak SAR (extrapolated) = 0.725 W/kg
SAR(1 g) = 0.386 W/kg; SAR(10 g) = 0.216 W/kg
Maximum value of SAR (measured) = 0.448 W/kg

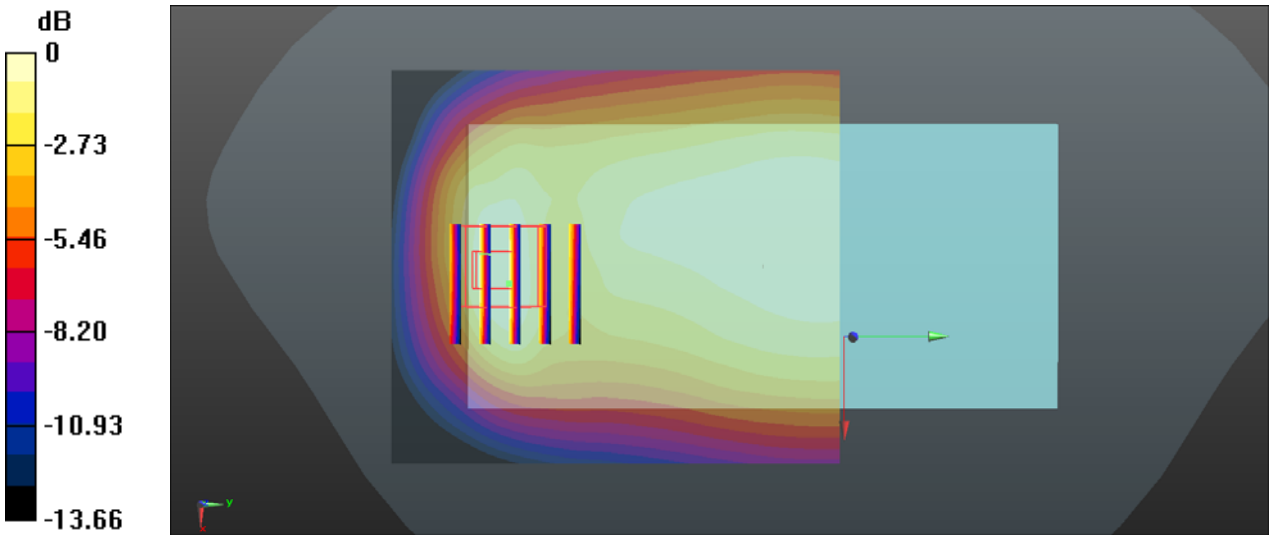

0 dB = 0.448 W/kg = -3.49 dBW/kg

Test Laboratory: Sporton International Inc. SAR/HAC Testing Lab Date: 2020.5.27

22_LTE Band 12_10M_QPSK_1RB_0Offset_Back_10mm_Ch23095

Communication System: UID 0, LTE-FDD (0); Frequency: 707.5 MHz;Duty Cycle: 1:1
Medium: HSL_750 Medium parameters used: f = 707.5 MHz; σ = 0.86 S/m; ε_r = 43.054; ρ = 1000 kg/m^3
Ambient Temperature：23.2 ℃; Liquid Temperature：22.7 ℃

DASY5 Configuration:
- Probe: EX3DV4 - SN3843; ConvF(9.37, 9.37, 9.37); Calibrated: 2019.9.26
- Sensor-Surface: 1.4mm (Mechanical Surface Detection)
- Electronics: DAE4 Sn1338; Calibrated: 2019.11.20
- Phantom: SAM2; Type: SAM; Serial: TP-1503
- Measurement SW: DASY52, Version 52.10 (4); SEMCAD X Version 14.6.14 (7483)

Area Scan (71x71x1): Interpolated grid: dx=1.500 mm, dy=1.500 mm
Maximum value of SAR (interpolated) = 0.415 W/kg

Zoom Scan (5x5x7)/Cube 0: Measurement grid: dx=8mm, dy=8mm, dz=5mm
Reference Value = 21.82 V/m; Power Drift = 0.12 dB
Peak SAR (extrapolated) = 0.472 W/kg
SAR(1 g) = 0.376 W/kg; SAR(10 g) = 0.294 W/kg
Maximum value of SAR (measured) = 0.410 W/kg

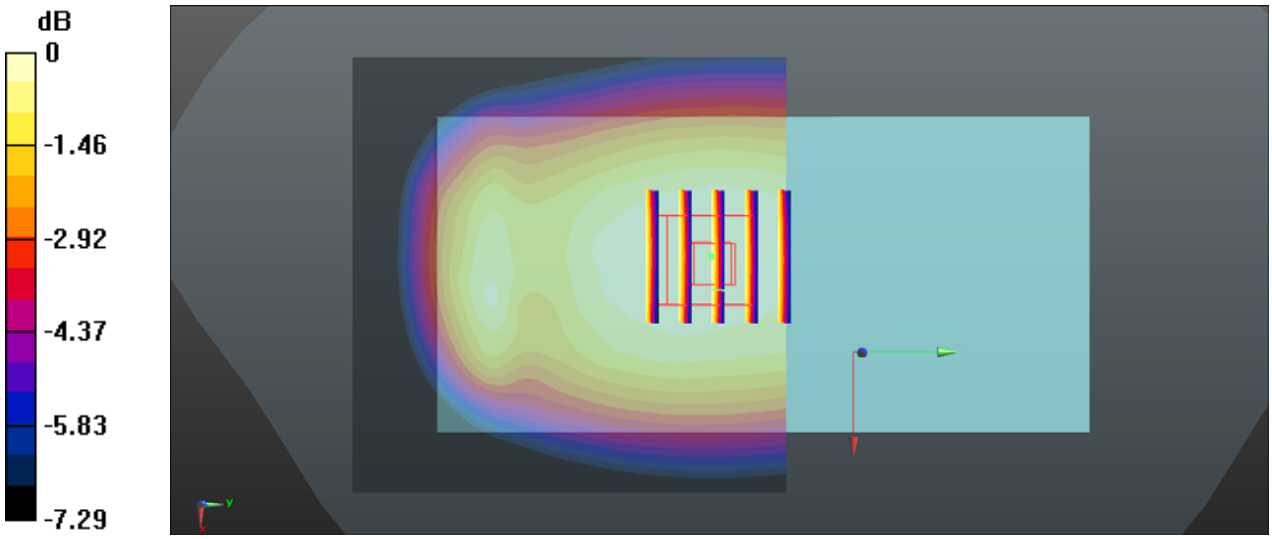

0 dB = 0.410 W/kg = -3.87 dBW/kg

Test Laboratory: Sporton International Inc. SAR/HAC Testing Lab Date: 2020.5.27

23_LTE Band 14_10M_QPSK_1RB_0Offset_Back_10mm_Ch23330

Communication System: UID 0, LTE-FDD (0); Frequency: 793 MHz;Duty Cycle: 1:1
Medium: HSL_750 Medium parameters used: f = 793 MHz; σ = 0.942 S/m; ε_r = 41.921; ρ = 1000 kg/m^3
Ambient Temperature：23.2 ℃; Liquid Temperature：22.7 ℃

DASY5 Configuration:
- Probe: EX3DV4 - SN3843; ConvF(9.37, 9.37, 9.37); Calibrated: 2019.9.26
- Sensor-Surface: 1.4mm (Mechanical Surface Detection)
- Electronics: DAE4 Sn1338; Calibrated: 2019.11.20
- Phantom: SAM2; Type: SAM; Serial: TP-1503
- Measurement SW: DASY52, Version 52.10 (4); SEMCAD X Version 14.6.14 (7483)

Area Scan (71x71x1): Interpolated grid: dx=1.500 mm, dy=1.500 mm
Maximum value of SAR (interpolated) = 0.713 W/kg

Zoom Scan (5x5x7)/Cube 0: Measurement grid: dx=8mm, dy=8mm, dz=5mm
Reference Value = 22.35 V/m; Power Drift = 0.06 dB
Peak SAR (extrapolated) = 1.05 W/kg
SAR(1 g) = 0.567 W/kg; SAR(10 g) = 0.328 W/kg
Maximum value of SAR (measured) = 0.664 W/kg

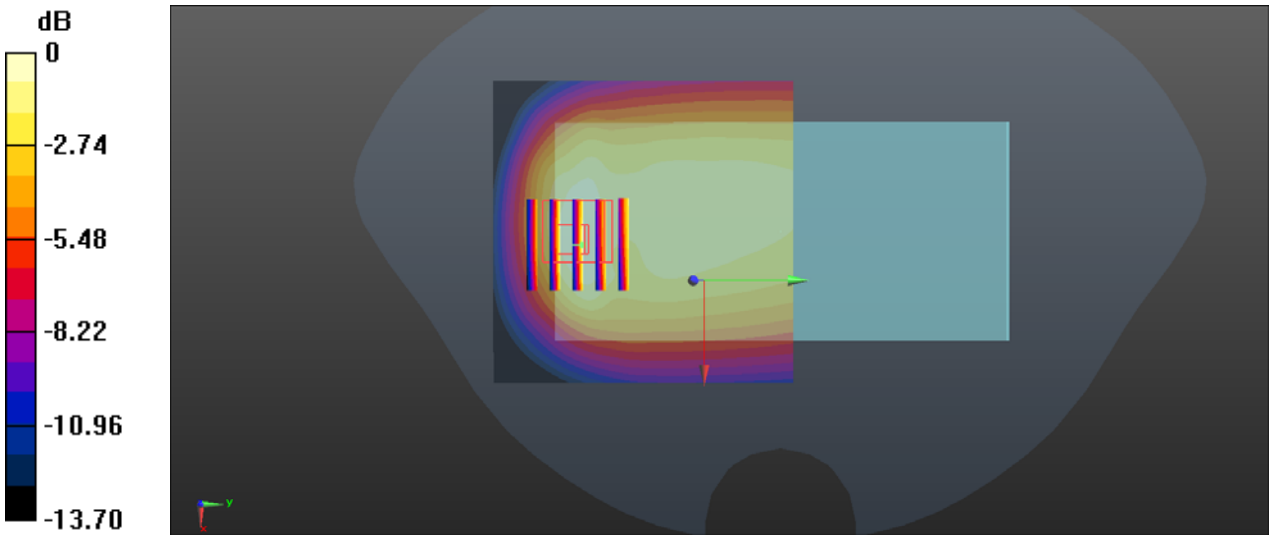

0 dB = 0.664 W/kg = -1.78 dBW/kg

24_LTE Band 30_10M_QPSK_1RB_0offset_Back_10mm_Ch27710

Communication System: UID 0, LTE-FDD (0); Frequency: 2310 MHz;Duty Cycle: 1:1
Medium: HSL_2300 Medium parameters used: f = 2310 MHz; σ = 1.621 S/m; ε_r = 41.138; ρ = 1000 kg/m^3
Ambient Temperature：23.3 ℃; Liquid Temperature：22.6 ℃

DASY5 Configuration:
- Probe: EX3DV4 - SN3843; ConvF(7.3, 7.3, 7.3); Calibrated: 2019.9.26
- Sensor-Surface: 1.4mm (Mechanical Surface Detection)
- Electronics: DAE4 Sn1338; Calibrated: 2019.11.20
- Phantom: SAM2; Type: SAM; Serial: TP-1503
- Measurement SW: DASY52, Version 52.10 (4); SEMCAD X Version 14.6.14 (7483)

Area Scan (91x91x1): Interpolated grid: dx=1.200 mm, dy=1.200 mm
Maximum value of SAR (interpolated) = 1.34 W/kg

Zoom Scan (7x7x5)/Cube 0: Measurement grid: dx=5mm, dy=5mm, dz=5mm
Reference Value = 11.41 V/m; Power Drift = -0.17 dB
Peak SAR (extrapolated) = 2.10 W/kg
SAR(1 g) = 0.898 W/kg; SAR(10 g) = 0.384 W/kg
Maximum value of SAR (measured) = 1.22 W/kg

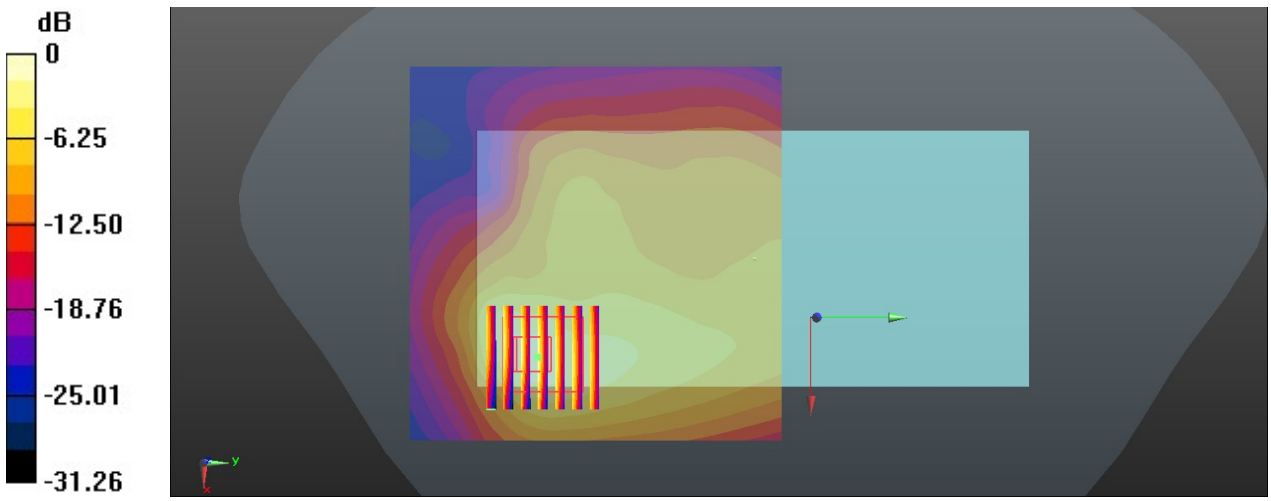

0 dB = 1.22 W/kg = 0.86 dBW/kg

Test Laboratory: Sporton International Inc. SAR/HAC Testing Lab Date: 2020.6.4

25_WLAN2.4GHz_802.11b 1Mbps_Right Side_10mm_Ch1

Communication System: UID 0, 802.11b (0); Frequency: 2412 MHz;Duty Cycle: 1:1.024
Medium: HSL_2450 Medium parameters used: f = 2412 MHz; σ = 1.779 S/m; ε_r = 40.651; ρ = 1000 kg/m^3
Ambient Temperature：23.4 ℃; Liquid Temperature：22.8 ℃

DASY5 Configuration:
- Probe: EX3DV4 - SN3843; ConvF(7.06, 7.06, 7.06); Calibrated: 2019.9.26
- Sensor-Surface: 1.4mm (Mechanical Surface Detection)
- Electronics: DAE4 Sn1338; Calibrated: 2019.11.20
- Phantom: SAM2; Type: SAM; Serial: TP-1503
- Measurement SW: DASY52, Version 52.10 (4); SEMCAD X Version 14.6.14 (7483)

Area Scan (41x91x1): Interpolated grid: dx=1.200 mm, dy=1.200 mm
Maximum value of SAR (interpolated) = 0.131 W/kg

Zoom Scan (7x7x7)/Cube 0: Measurement grid: dx=5mm, dy=5mm, dz=5mm
Reference Value = 6.509 V/m; Power Drift = -0.04 dB
Peak SAR (extrapolated) = 0.186 W/kg
SAR(1 g) = 0.101 W/kg; SAR(10 g) = 0.053 W/kg
Maximum value of SAR (measured) = 0.128 W/kg

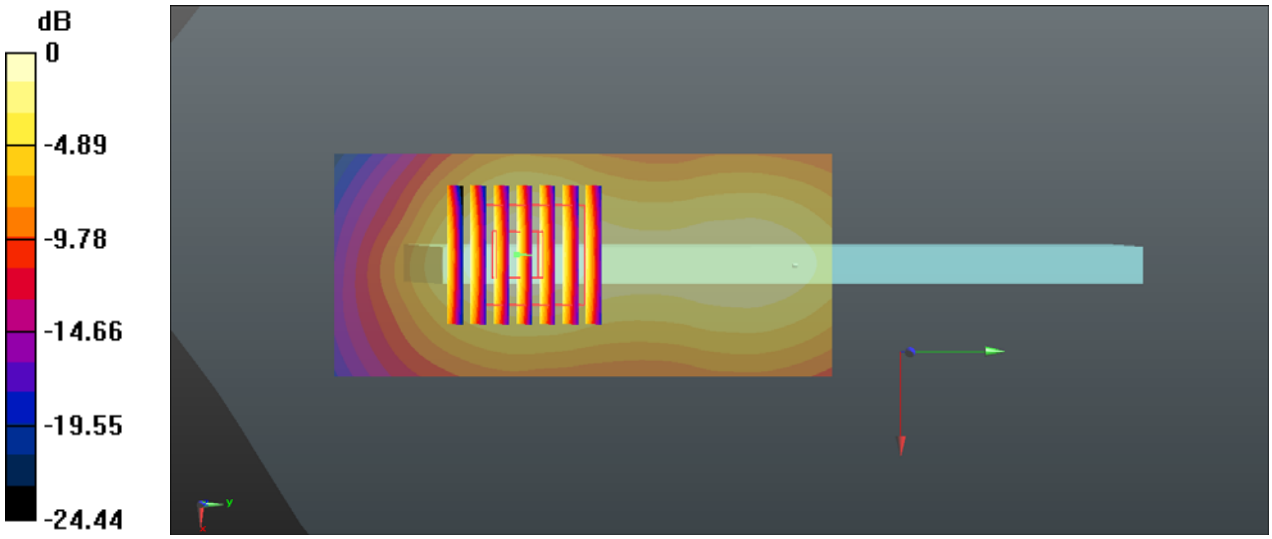

0 dB = 0.128 W/kg = -8.93 dBW/kg

Test Laboratory: Sporton International Inc. SAR/HAC Testing Lab Date: 2020.6.4

26_Bluetooth_1Mbps_Back_10mm_Ch39

Communication System: UID 0, Bluetooth (0); Frequency: 2441 MHz;Duty Cycle: 1:1.291
Medium: HSL_2450 Medium parameters used: f = 2441 MHz; σ = 1.815 S/m; ε_r = 40.535; ρ = 1000 kg/m^3
Ambient Temperature：23.4 ℃; Liquid Temperature：22.8 ℃

DASY5 Configuration:
- Probe: EX3DV4 - SN3843; ConvF(7.06, 7.06, 7.06); Calibrated: 2019.9.26
- Sensor-Surface: 1.4mm (Mechanical Surface Detection)
- Electronics: DAE4 Sn1338; Calibrated: 2019.11.20
- Phantom: SAM2; Type: SAM; Serial: TP-1503
- Measurement SW: DASY52, Version 52.10 (4); SEMCAD X Version 14.6.14 (7483)

Area Scan (91x81x1): Interpolated grid: dx=1.200 mm, dy=1.200 mm
Maximum value of SAR (interpolated) = 0.0453 W/kg

Zoom Scan (8x8x7)/Cube 0: Measurement grid: dx=5mm, dy=5mm, dz=5mm
Reference Value = 2.107 V/m; Power Drift = 0.07 dB
Peak SAR (extrapolated) = 0.0710 W/kg
SAR(1 g) = 0.035 W/kg; SAR(10 g) = 0.018 W/kg
Maximum value of SAR (measured) = 0.0445 W/kg

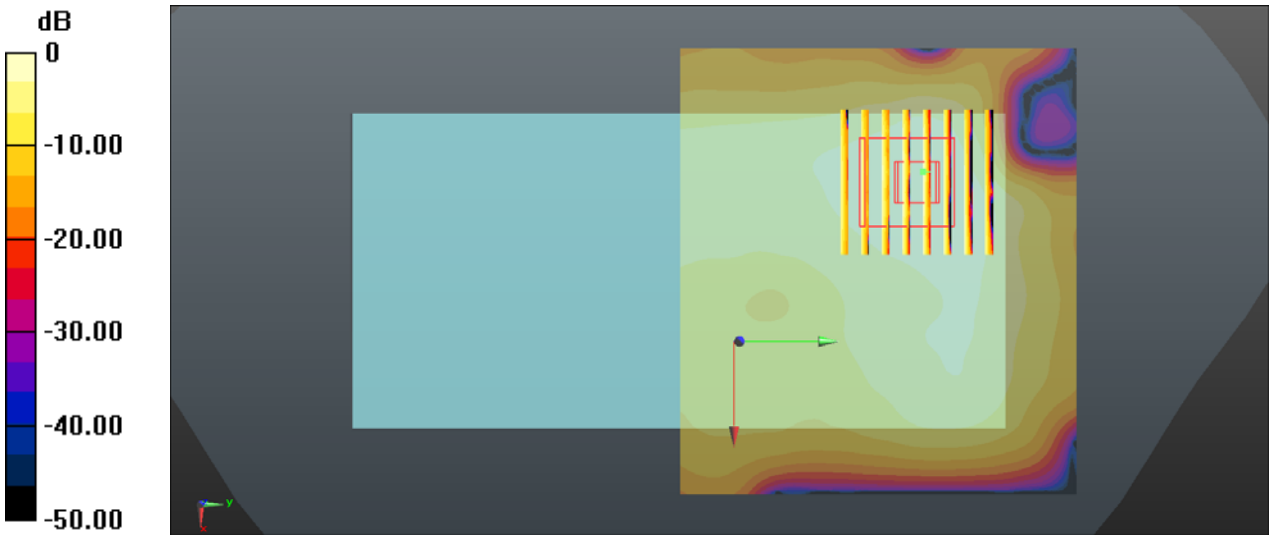

0 dB = 0.0445 W/kg = -13.52 dBW/kg

Test Laboratory: Sporton International Inc. SAR/HAC Testing Lab Date: 2020.6.15

27_GSM850_GPRS(4 Tx slots)_Back_10mm_Ch128

Communication System: UID 0, GSM850 (0); Frequency: 824.2 MHz;Duty Cycle: 1:2.08
Medium: HSL_835 Medium parameters used: f = 824.2 MHz; σ = 0.891 S/m; ε_r = 41.375; ρ = 1000 kg/m^3
Ambient Temperature：23.2 °C; Liquid Temperature：22.7 °C

DASY5 Configuration:
- Probe: EX3DV4 - SN3843; ConvF(9.07, 9.07, 9.07); Calibrated: 2019.9.26
- Sensor-Surface: 1.4mm (Mechanical Surface Detection)
- Electronics: DAE4 Sn1338; Calibrated: 2019.11.20
- Phantom: SAM2; Type: SAM; Serial: TP-1503
- Measurement SW: DASY52, Version 52.10 (4); SEMCAD X Version 14.6.14 (7483)

Area Scan (71x81x1): Interpolated grid: dx=1.500 mm, dy=1.500 mm
Maximum value of SAR (interpolated) = 0.401 W/kg

Zoom Scan (5x5x7)/Cube 0: Measurement grid: dx=8mm, dy=8mm, dz=5mm
Reference Value = 21.73 V/m; Power Drift = 0.03 dB
Peak SAR (extrapolated) = 0.467 W/kg
SAR(1 g) = 0.391 W/kg; SAR(10 g) = 0.276 W/kg
Maximum value of SAR (measured) = 0.439 W/kg

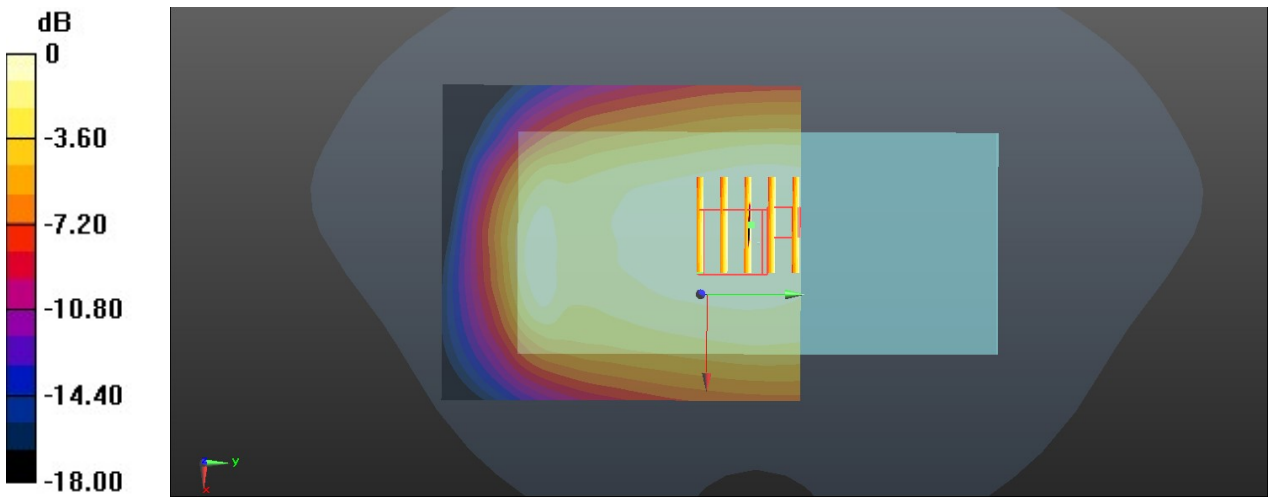

0 dB = 0.439 W/kg = -3.58 dBW/kg

Test Laboratory: Sporton International Inc. SAR/HAC Testing Lab Date: 2020.5.30

28_GSM1900_GPRS(4 Tx slots)_Back_10mm_Ch810

Communication System: UID 0, PCS (0); Frequency: 1909.8 MHz;Duty Cycle: 1:2.08
Medium: HSL_1900 Medium parameters used: f = 1910 MHz; σ = 1.442 S/m; ε_r = 40.078; ρ = 1000 kg/m^3
Ambient Temperature：23.3 ℃; Liquid Temperature：22.6 ℃

DASY5 Configuration:
- Probe: EX3DV4 - SN3843; ConvF(7.67, 7.67, 7.67); Calibrated: 2019.9.26
- Sensor-Surface: 1.4mm (Mechanical Surface Detection)
- Electronics: DAE4 Sn1338; Calibrated: 2019.11.20
- Phantom: SAM2; Type: SAM; Serial: TP-1503
- Measurement SW: DASY52, Version 52.10 (4); SEMCAD X Version 14.6.14 (7483)

Area Scan (71x81x1): Interpolated grid: dx=1.500 mm, dy=1.500 mm
Maximum value of SAR (interpolated) = 0.757 W/kg

Zoom Scan (5x5x7)/Cube 0: Measurement grid: dx=8mm, dy=8mm, dz=5mm
Reference Value = 12.60 V/m; Power Drift = -0.08 dB
Peak SAR (extrapolated) = 0.968 W/kg
SAR(1 g) = 0.515 W/kg; SAR(10 g) = 0.280 W/kg
Maximum value of SAR (measured) = 0.750 W/kg

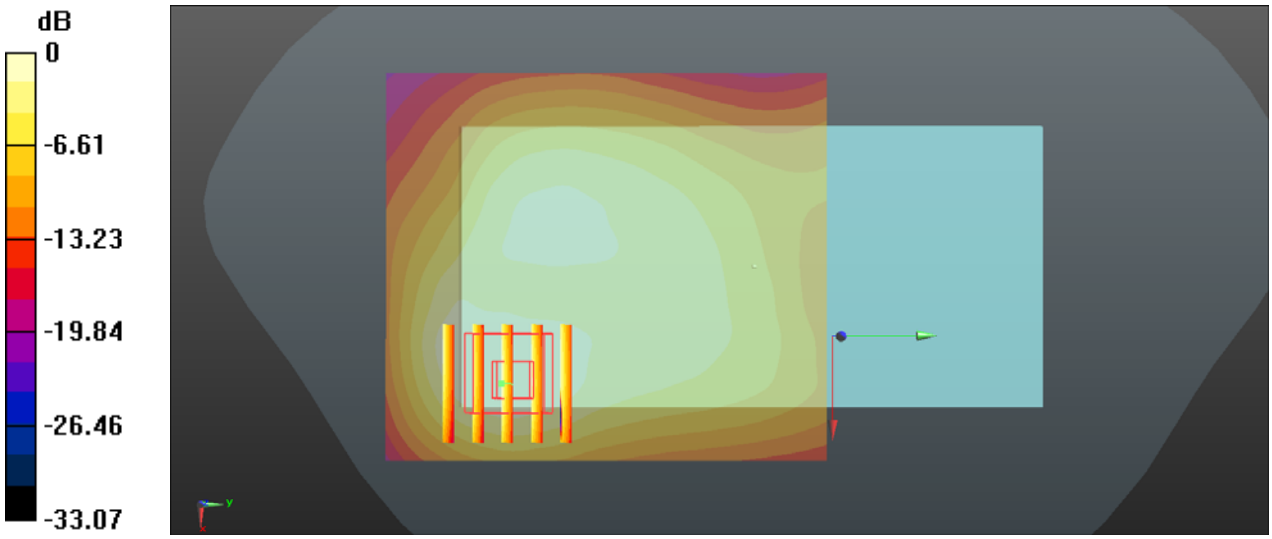

0 dB = 0.750 W/kg = -1.25 dBW/kg

Test Laboratory: Sporton International Inc. SAR/HAC Testing Lab Date: 2020.5.30

29_WCDMA II_RMC 12.2Kbps_Back_10mm_Ch9538

Communication System: UID 0, WCDMA (0); Frequency: 1907.6 MHz;Duty Cycle: 1:1
Medium: HSL_1900 Medium parameters used: f = 1908 MHz; σ = 1.44 S/m; ε_r = 40.086; ρ = 1000 kg/m^3
Ambient Temperature：23.3 ℃; Liquid Temperature：22.6 ℃

DASY5 Configuration:
- Probe: EX3DV4 - SN3843; ConvF(7.67, 7.67, 7.67); Calibrated: 2019.9.26
- Sensor-Surface: 1.4mm (Mechanical Surface Detection)
- Electronics: DAE4 Sn1338; Calibrated: 2019.11.20
- Phantom: SAM2; Type: SAM; Serial: TP-1503
- Measurement SW: DASY52, Version 52.10 (4); SEMCAD X Version 14.6.14 (7483)

Area Scan (71x71x1): Interpolated grid: dx=1.500 mm, dy=1.500 mm
Maximum value of SAR (interpolated) = 1.00 W/kg

Zoom Scan (5x5x7)/Cube 0: Measurement grid: dx=8mm, dy=8mm, dz=5mm
Reference Value = 13.53 V/m; Power Drift = -0.02 dB
Peak SAR (extrapolated) = 1.45 W/kg
SAR(1 g) = 0.829 W/kg; SAR(10 g) = 0.467 W/kg
Maximum value of SAR (measured) = 1.01 W/kg

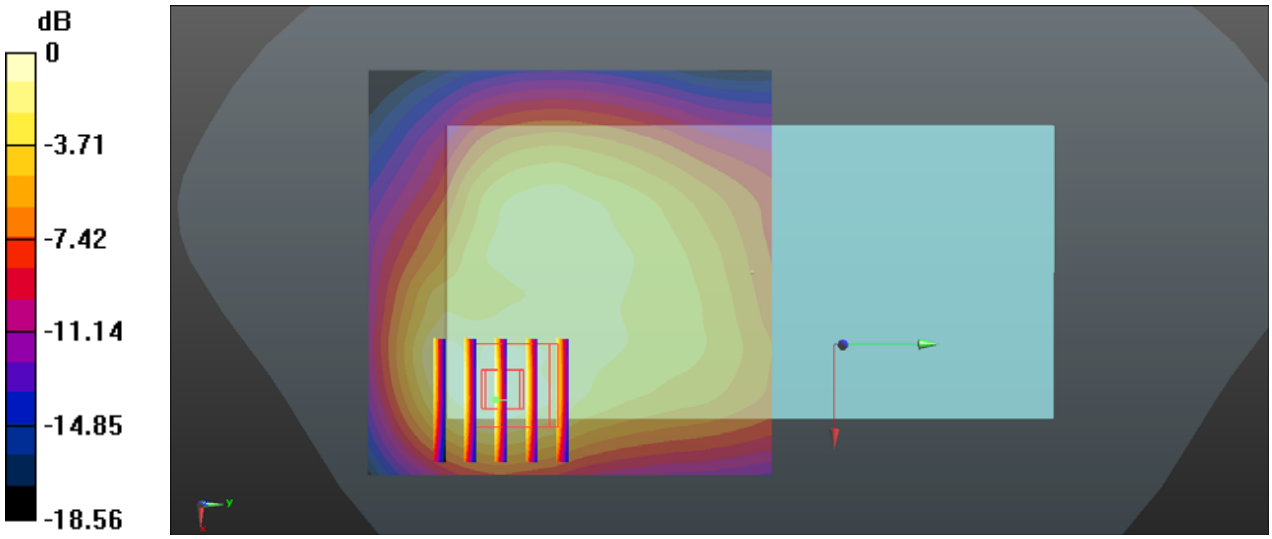

0 dB = 1.01 W/kg = 0.04 dBW/kg

30 _WCDMA IV_RMC 12.2Kbps_Back_10mm_Ch1413

Communication System: UID 0, WCDMA (0); Frequency: 1732.6 MHz;Duty Cycle: 1:1
Medium: HSL_1750 Medium parameters used: f = 1733 MHz; σ = 1.306 S/m; ε_r = 41.157; ρ = 1000 kg/m^3
Ambient Temperature：23.3 ℃; Liquid Temperature：22.6 ℃

DASY5 Configuration:
- Probe: EX3DV4 - SN3843; ConvF(7.95, 7.95, 7.95); Calibrated: 2019.9.26
- Sensor-Surface: 1.4mm (Mechanical Surface Detection)
- Electronics: DAE4 Sn1338; Calibrated: 2019.11.20
- Phantom: SAM2; Type: SAM; Serial: TP-1503
- Measurement SW: DASY52, Version 52.10 (4); SEMCAD X Version 14.6.14 (7483)

Area Scan (71x71x1): Interpolated grid: dx=1.500 mm, dy=1.500 mm
Maximum value of SAR (interpolated) = 1.14 W/kg

Zoom Scan (6x6x7)/Cube 0: Measurement grid: dx=8mm, dy=8mm, dz=5mm
Reference Value = 13.13 V/m; Power Drift = 0.06 dB
Peak SAR (extrapolated) = 1.60 W/kg
SAR(1 g) = 0.963 W/kg; SAR(10 g) = 0.596 W/kg
Maximum value of SAR (measured) = 1.16 W/kg

Zoom Scan (6x6x7)/Cube 1: Measurement grid: dx=8mm, dy=8mm, dz=5mm
Reference Value = 13.13 V/m; Power Drift = 0.06 dB
Peak SAR (extrapolated) = 1.47 W/kg
SAR(1 g) = 0.925 W/kg; SAR(10 g) = 0.618 W/kg
Maximum value of SAR (measured) = 1.09 W/kg

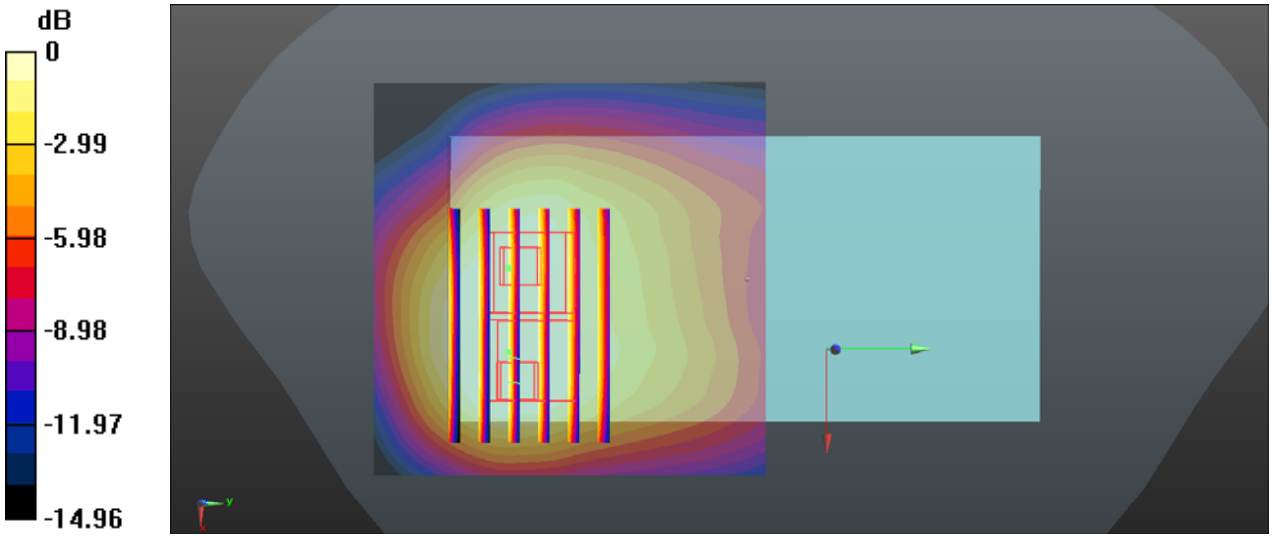

0 dB = 1.09 W/kg = 0.37 dBW/kg

Test Laboratory: Sporton International Inc. SAR/HAC Testing Lab Date: 2020.6.15

31_WCDMA V_RMC 12.2Kbps_Back_10mm_Ch4233

Communication System: UID 0, WCDMA (0); Frequency: 846.6 MHz;Duty Cycle: 1:1
Medium: HSL_835 Medium parameters used: f = 847 MHz; σ = 0.913 S/m; ε_r = 41.102; ρ = 1000 kg/m^3
Ambient Temperature：23.2 ℃; Liquid Temperature：22.7 ℃

DASY5 Configuration:
- Probe: EX3DV4 - SN3843; ConvF(9.07, 9.07, 9.07); Calibrated: 2019.9.26
- Sensor-Surface: 1.4mm (Mechanical Surface Detection)
- Electronics: DAE4 Sn1338; Calibrated: 2019.11.20
- Phantom: SAM2; Type: SAM; Serial: TP-1503
- Measurement SW: DASY52, Version 52.10 (4); SEMCAD X Version 14.6.14 (7483)

Area Scan (71x71x1): Interpolated grid: dx=1.500 mm, dy=1.500 mm
Maximum value of SAR (interpolated) = 0.552 W/kg

Zoom Scan (5x5x7)/Cube 0: Measurement grid: dx=8mm, dy=8mm, dz=5mm
Reference Value = 24.44 V/m; Power Drift = 0.02 dB
Peak SAR (extrapolated) = 0.824 W/kg
SAR(1 g) = 0.440 W/kg; SAR(10 g) = 0.247 W/kg
Maximum value of SAR (measured) = 0.512 W/kg

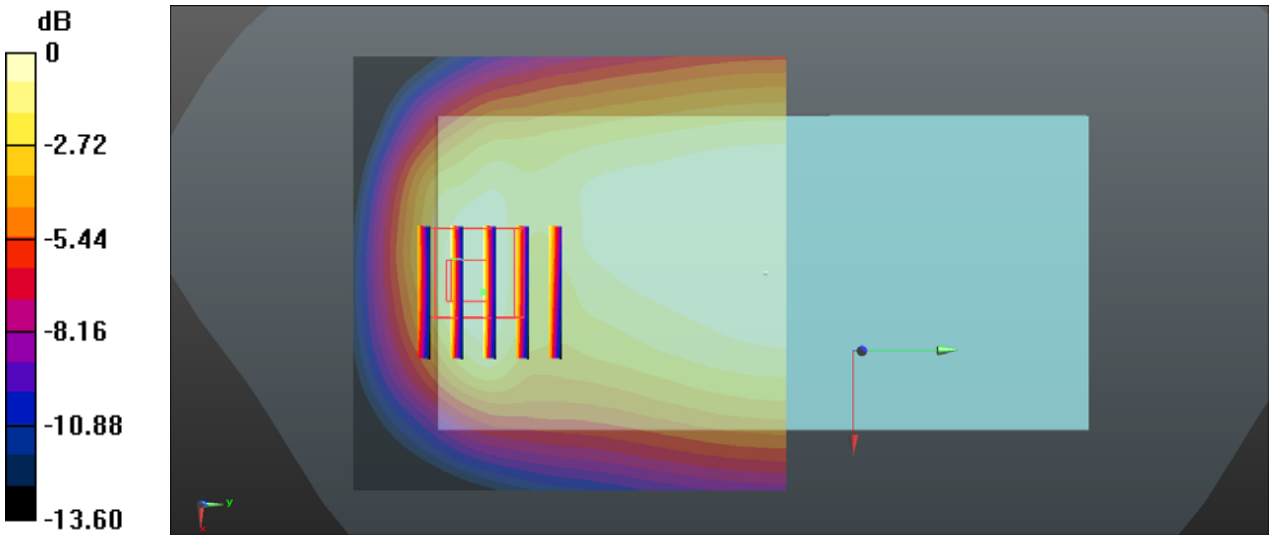

0 dB = 0.512 W/kg = -2.91 dBW/kg

32_LTE Band 2_20M_QPSK_1RB_0Offset_Back_10mm_Ch18900

Communication System: UID 0, LTE-FDD (0); Frequency: 1880 MHz;Duty Cycle: 1:1
Medium: HSL_1900 Medium parameters used: f = 1880 MHz; σ = 1.411 S/m; ε_r = 40.198; ρ = 1000 kg/m^3
Ambient Temperature：23.3 ℃; Liquid Temperature：22.6 ℃

DASY5 Configuration:
- Probe: EX3DV4 - SN3843; ConvF(7.67, 7.67, 7.67); Calibrated: 2019.9.26
- Sensor-Surface: 1.4mm (Mechanical Surface Detection)
- Electronics: DAE4 Sn1338; Calibrated: 2019.11.20
- Phantom: SAM2; Type: SAM; Serial: TP-1503
- Measurement SW: DASY52, Version 52.10 (4); SEMCAD X Version 14.6.14 (7483)

Area Scan (71x71x1): Interpolated grid: dx=1.500 mm, dy=1.500 mm
Maximum value of SAR (interpolated) = 0.843 W/kg

Zoom Scan (5x5x7)/Cube 0: Measurement grid: dx=8mm, dy=8mm, dz=5mm
Reference Value = 14.93 V/m; Power Drift = 0.02 dB
Peak SAR (extrapolated) = 1.24 W/kg
SAR(1 g) = 0.717 W/kg; SAR(10 g) = 0.415 W/kg
Maximum value of SAR (measured) = 0.838 W/kg

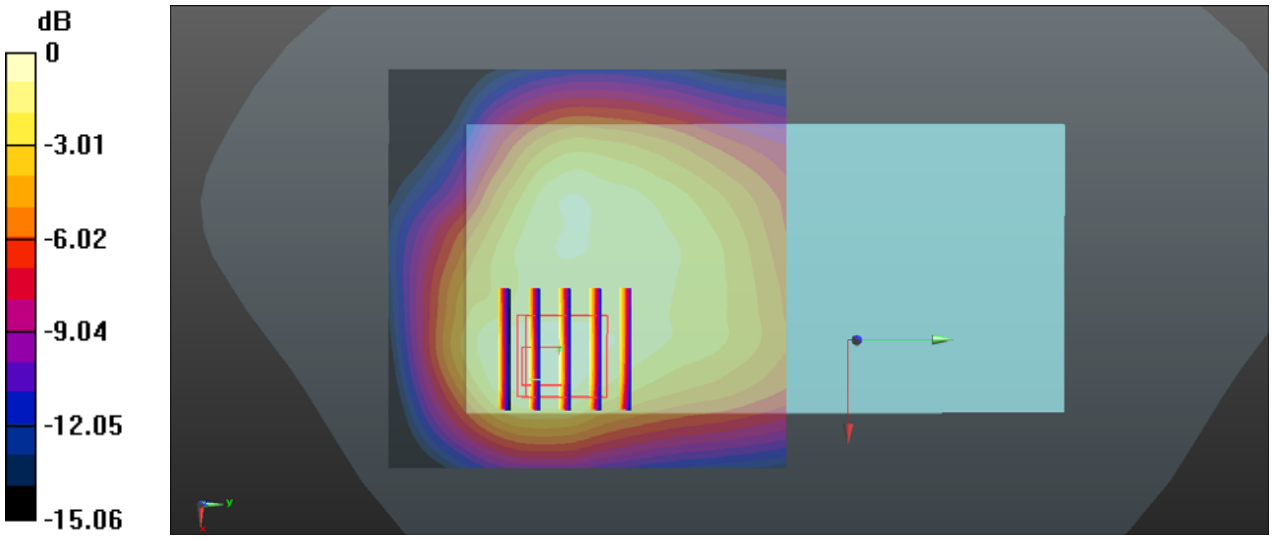

0 dB = 0.838 W/kg = -0.77 dBW/kg

33_LTE Band 4_20M_QPSK_1RB_0Offset_Back_10mm_Ch20175

Communication System: UID 0, LTE-FDD (0); Frequency: 1732.5 MHz;Duty Cycle: 1:1
Medium: HSL_1750 Medium parameters used: f = 1733 MHz; σ = 1.306 S/m; ε_r = 41.157; ρ = 1000 kg/m^3
Ambient Temperature：23.2 ℃; Liquid Temperature：22.7 ℃

DASY5 Configuration:
- Probe: EX3DV4 - SN3843; ConvF(7.95, 7.95, 7.95); Calibrated: 2019.9.26
- Sensor-Surface: 1.4mm (Mechanical Surface Detection)
- Electronics: DAE4 Sn1338; Calibrated: 2019.11.20
- Phantom: SAM2; Type: SAM; Serial: TP-1503
- Measurement SW: DASY52, Version 52.10 (4); SEMCAD X Version 14.6.14 (7483)

Area Scan (71x71x1): Interpolated grid: dx=1.500 mm, dy=1.500 mm
Maximum value of SAR (interpolated) = 1.18 W/kg

Zoom Scan (5x5x7)/Cube 0: Measurement grid: dx=8mm, dy=8mm, dz=5mm
Reference Value = 16.20 V/m; Power Drift = -0.07 dB
Peak SAR (extrapolated) = 1.63 W/kg
SAR(1 g) = 0.959 W/kg; SAR(10 g) = 0.594 W/kg
Maximum value of SAR (measured) = 1.10 W/kg

Zoom Scan (5x5x7)/Cube 1: Measurement grid: dx=8mm, dy=8mm, dz=5mm
Reference Value = 16.20 V/m; Power Drift = -0.07 dB
Peak SAR (extrapolated) = 1.33 W/kg
SAR(1 g) = 0.922 W/kg; SAR(10 g) = 0.620 W/kg
Maximum value of SAR (measured) = 1.05 W/kg

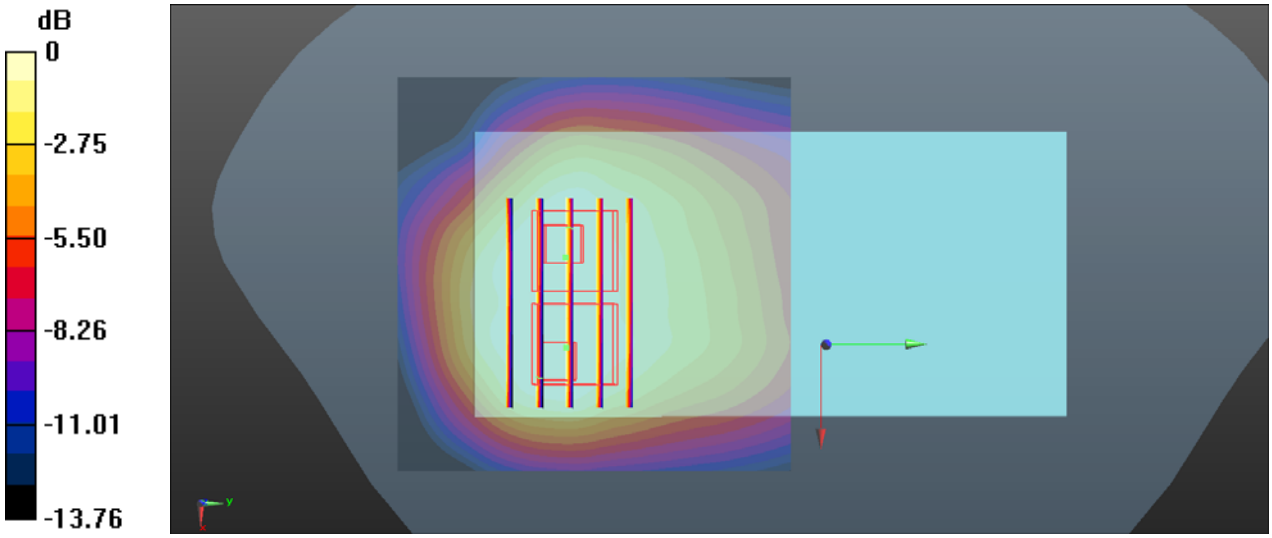

0 dB = 1.05 W/kg = 0.21 dBW/kg

Test Laboratory: Sporton International Inc. SAR/HAC Testing Lab Date: 2020.6.15

34_LTE Band 5_10M_QPSK_1RB_0Offset_Back_10mm_Ch20525

Communication System: UID 0, LTE-FDD (0); Frequency: 836.5 MHz;Duty Cycle: 1:1
Medium: HSL_835 Medium parameters used: f = 836.5 MHz; σ = 0.903 S/m; ε_r = 41.22; ρ = 1000 kg/m^3
Ambient Temperature：23.2 ℃; Liquid Temperature：22.7 ℃

DASY5 Configuration:
- Probe: EX3DV4 - SN3843; ConvF(9.07, 9.07, 9.07); Calibrated: 2019.9.26
- Sensor-Surface: 1.4mm (Mechanical Surface Detection)
- Electronics: DAE4 Sn1338; Calibrated: 2019.11.20
- Phantom: SAM2; Type: SAM; Serial: TP-1503
- Measurement SW: DASY52, Version 52.10 (4); SEMCAD X Version 14.6.14 (7483)

Area Scan (71x81x1): Interpolated grid: dx=1.500 mm, dy=1.500 mm
Maximum value of SAR (interpolated) = 0.477 W/kg

Zoom Scan (5x5x7)/Cube 0: Measurement grid: dx=8mm, dy=8mm, dz=5mm
Reference Value = 22.20 V/m; Power Drift = -0.09 dB
Peak SAR (extrapolated) = 0.725 W/kg
SAR(1 g) = 0.386 W/kg; SAR(10 g) = 0.216 W/kg
Maximum value of SAR (measured) = 0.448 W/kg

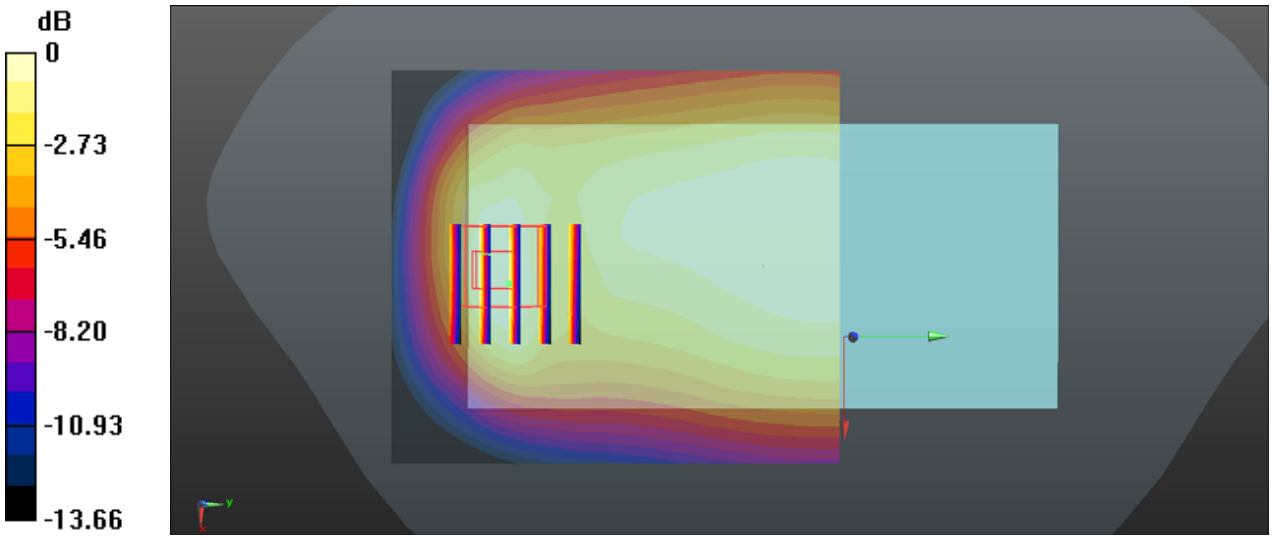

0 dB = 0.448 W/kg = -3.49 dBW/kg

Test Laboratory: Sporton International Inc. SAR/HAC Testing Lab Date: 2020.5.27

35_LTE Band 12_10M_QPSK_1RB_0Offset_Back_10mm_Ch23095

Communication System: UID 0, LTE-FDD (0); Frequency: 707.5 MHz;Duty Cycle: 1:1
Medium: HSL_750 Medium parameters used: f = 707.5 MHz; σ = 0.86 S/m; ε_r = 43.054; ρ = 1000 kg/m^3
Ambient Temperature：23.2 ℃; Liquid Temperature：22.7 ℃

DASY5 Configuration:
- Probe: EX3DV4 - SN3843; ConvF(9.37, 9.37, 9.37); Calibrated: 2019.9.26
- Sensor-Surface: 1.4mm (Mechanical Surface Detection)
- Electronics: DAE4 Sn1338; Calibrated: 2019.11.20
- Phantom: SAM2; Type: SAM; Serial: TP-1503
- Measurement SW: DASY52, Version 52.10 (4); SEMCAD X Version 14.6.14 (7483)

Area Scan (71x71x1): Interpolated grid: dx=1.500 mm, dy=1.500 mm
Maximum value of SAR (interpolated) = 0.415 W/kg

Zoom Scan (5x5x7)/Cube 0: Measurement grid: dx=8mm, dy=8mm, dz=5mm
Reference Value = 21.82 V/m; Power Drift = 0.12 dB
Peak SAR (extrapolated) = 0.472 W/kg
SAR(1 g) = 0.376 W/kg; SAR(10 g) = 0.294 W/kg
Maximum value of SAR (measured) = 0.410 W/kg

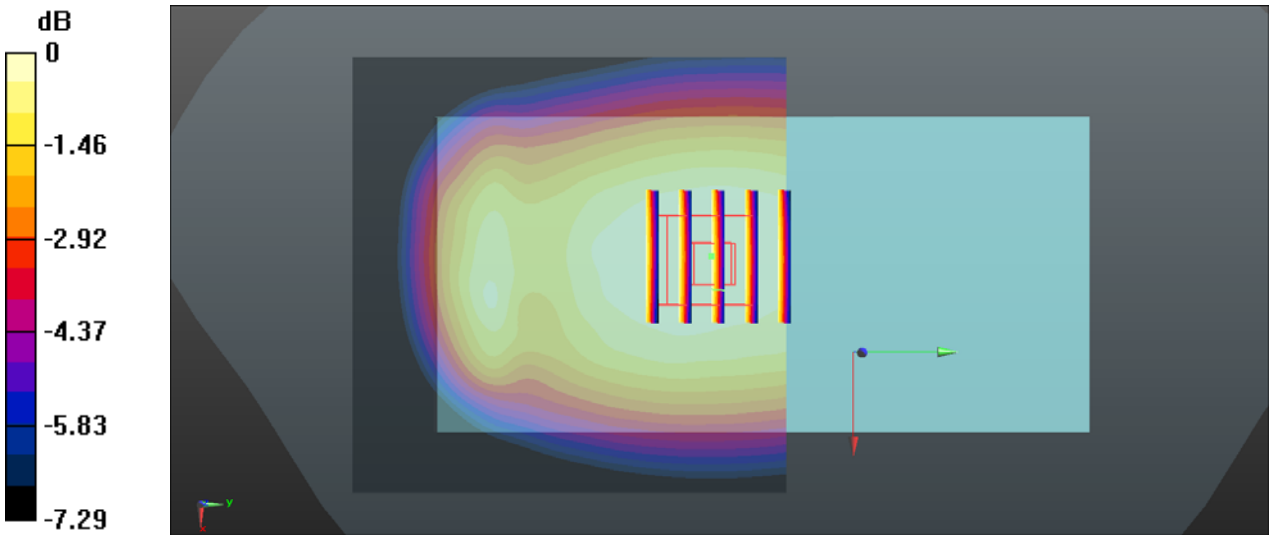

0 dB = 0.410 W/kg = -3.87 dBW/kg

Test Laboratory: Sporton International Inc. SAR/HAC Testing Lab Date: 2020.5.27

36_LTE Band 14_10M_QPSK_1RB_0Offset_Back_10mm_Ch23330

Communication System: UID 0, LTE-FDD (0); Frequency: 793 MHz;Duty Cycle: 1:1
Medium: HSL_750 Medium parameters used: f = 793 MHz; σ = 0.942 S/m; ε_r = 41.921; ρ = 1000 kg/m^3
Ambient Temperature：23.2 ℃; Liquid Temperature：22.7 ℃

DASY5 Configuration:
- Probe: EX3DV4 - SN3843; ConvF(9.37, 9.37, 9.37); Calibrated: 2019.9.26
- Sensor-Surface: 1.4mm (Mechanical Surface Detection)
- Electronics: DAE4 Sn1338; Calibrated: 2019.11.20
- Phantom: SAM2; Type: SAM; Serial: TP-1503
- Measurement SW: DASY52, Version 52.10 (4); SEMCAD X Version 14.6.14 (7483)

Area Scan (71x71x1): Interpolated grid: dx=1.500 mm, dy=1.500 mm
Maximum value of SAR (interpolated) = 0.713 W/kg

Zoom Scan (5x5x7)/Cube 0: Measurement grid: dx=8mm, dy=8mm, dz=5mm
Reference Value = 22.35 V/m; Power Drift = 0.06 dB
Peak SAR (extrapolated) = 1.05 W/kg
SAR(1 g) = 0.567 W/kg; SAR(10 g) = 0.328 W/kg
Maximum value of SAR (measured) = 0.664 W/kg

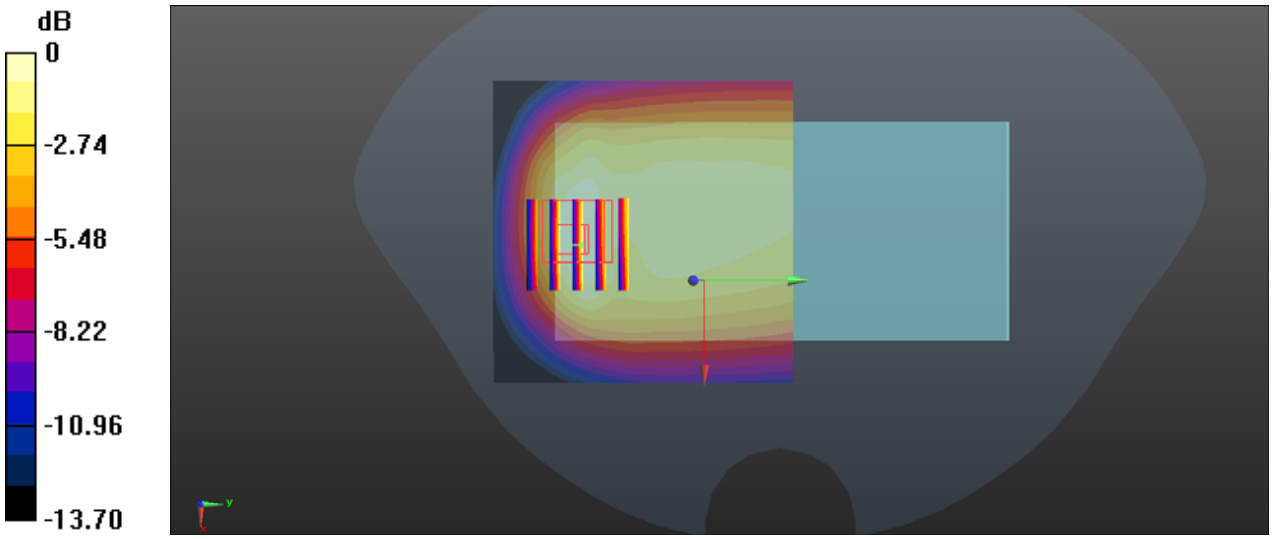

0 dB = 0.664 W/kg = -1.78 dBW/kg

37_LTE Band 30_10M_QPSK_1RB_0offset_Back_15mm_Ch27710

Communication System: UID 0, LTE-FDD (0); Frequency: 2310 MHz;Duty Cycle: 1:1
Medium: HSL_2300 Medium parameters used: f = 2310 MHz; σ = 1.621 S/m; ε_r = 41.138; ρ = 1000 kg/m^3
Ambient Temperature：23.3 ℃; Liquid Temperature：22.6 ℃

DASY5 Configuration:
- Probe: EX3DV4 - SN3843; ConvF(7.3, 7.3, 7.3); Calibrated:2019.9.26
- Sensor-Surface: 1.4mm (Mechanical Surface Detection)
- Electronics: DAE4 Sn1338; Calibrated: 2019.11.20
- Phantom: SAM2; Type: SAM; Serial: TP-1503
- Measurement SW: DASY52, Version 52.10 (4); SEMCAD X Version 14.6.14 (7483)

Area Scan (91x71x1): Interpolated grid: dx=1.200 mm, dy=1.200 mm
Maximum value of SAR (interpolated) = 0.630 W/kg

Zoom Scan (7x7x7)/Cube 0: Measurement grid: dx=5mm, dy=5mm, dz=5mm
Reference Value = 10.32 V/m; Power Drift = -0.04 dB
Peak SAR (extrapolated) = 0.983 W/kg
SAR(1 g) = 0.434 W/kg; SAR(10 g) = 0.209 W/kg
Maximum value of SAR (measured) = 0.618 W/kg

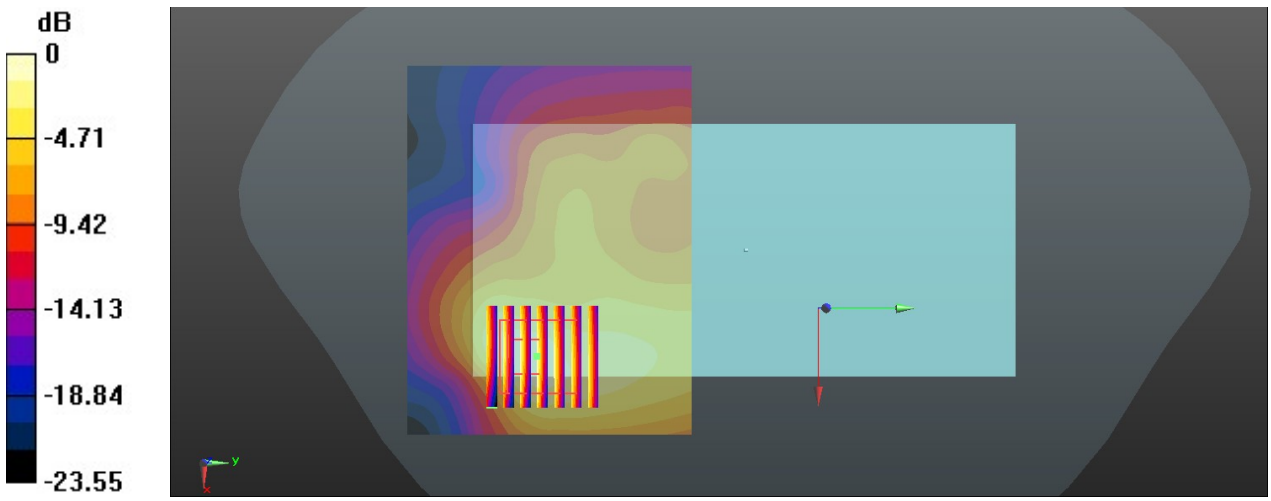

0 dB = 0.618 W/kg = -2.09 dBW/kg

Test Laboratory: Sporton International Inc. SAR/HAC Testing Lab Date: 2020.6.4

38_WLAN2.4GHz_802.11b 1Mbps_Back_10mm_Ch1

Communication System: UID 0, 802.11b (0); Frequency: 2412 MHz;Duty Cycle: 1:1.024
Medium: HSL_2450 Medium parameters used: f = 2412 MHz; σ = 1.799 S/m; ε_r = 40.651; ρ = 1000 kg/m^3
Ambient Temperature：23.4 ℃; Liquid Temperature：22.8 ℃

DASY5 Configuration:
- Probe: EX3DV4 - SN3843; ConvF(7.06, 7.06, 7.06); Calibrated: 2019.9.26
- Sensor-Surface: 1.4mm (Mechanical Surface Detection)
- Electronics: DAE4 Sn1338; Calibrated: 2019.11.20
- Phantom: SAM2; Type: SAM; Serial: TP-1503
- Measurement SW: DASY52, Version 52.10 (4); SEMCAD X Version 14.6.14 (7483)

Area Scan (91x91x1): Interpolated grid: dx=1.200 mm, dy=1.200 mm
Maximum value of SAR (interpolated) = 0.0805 W/kg

Zoom Scan (7x7x7)/Cube 0: Measurement grid: dx=5mm, dy=5mm, dz=5mm
Reference Value = 3.894 V/m; Power Drift = 0.15 dB
Peak SAR (extrapolated) = 0.115 W/kg
SAR(1 g) = 0.065 W/kg; SAR(10 g) = 0.037 W/kg
Maximum value of SAR (measured) = 0.0797 W/kg

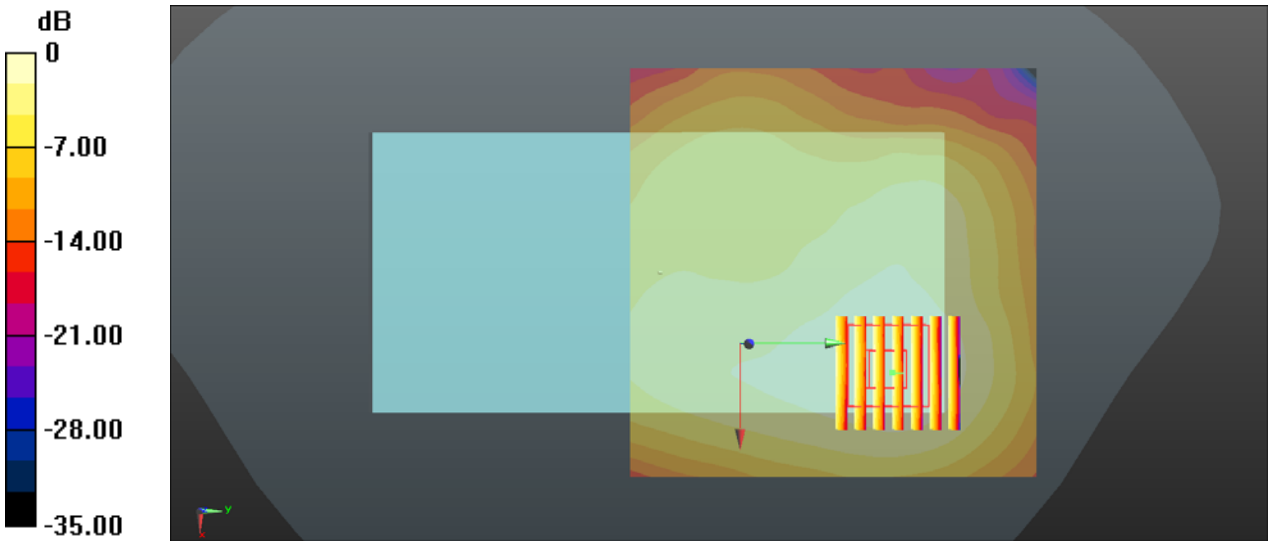

0 dB = 0.0797 W/kg = -10.99 dBW/kg

Test Laboratory: Sporton International Inc. SAR/HAC Testing Lab Date: 2020.6.4

39_Bluetooth_1Mbps_Back_10mm_Ch39

Communication System: UID 0, Bluetooth (0); Frequency: 2441 MHz;Duty Cycle: 1:1.291
Medium: HSL_2450 Medium parameters used: f = 2441 MHz; σ = 1.815 S/m; ε_r = 40.535; ρ = 1000 kg/m^3
Ambient Temperature：23.4 ℃; Liquid Temperature：22.8 ℃

DASY5 Configuration:
- Probe: EX3DV4 - SN3843; ConvF(7.06, 7.06, 7.06); Calibrated: 2019.9.26
- Sensor-Surface: 1.4mm (Mechanical Surface Detection)
- Electronics: DAE4 Sn1338; Calibrated: 2019.11.20
- Phantom: SAM2; Type: SAM; Serial: TP-1503
- Measurement SW: DASY52, Version 52.10 (4); SEMCAD X Version 14.6.14 (7483)

Area Scan (91x81x1): Interpolated grid: dx=1.200 mm, dy=1.200 mm
Maximum value of SAR (interpolated) = 0.0453 W/kg

Zoom Scan (8x8x7)/Cube 0: Measurement grid: dx=5mm, dy=5mm, dz=5mm
Reference Value = 2.107 V/m; Power Drift = 0.07 dB
Peak SAR (extrapolated) = 0.0710 W/kg
SAR(1 g) = 0.035 W/kg; SAR(10 g) = 0.018 W/kg
Maximum value of SAR (measured) = 0.0445 W/kg

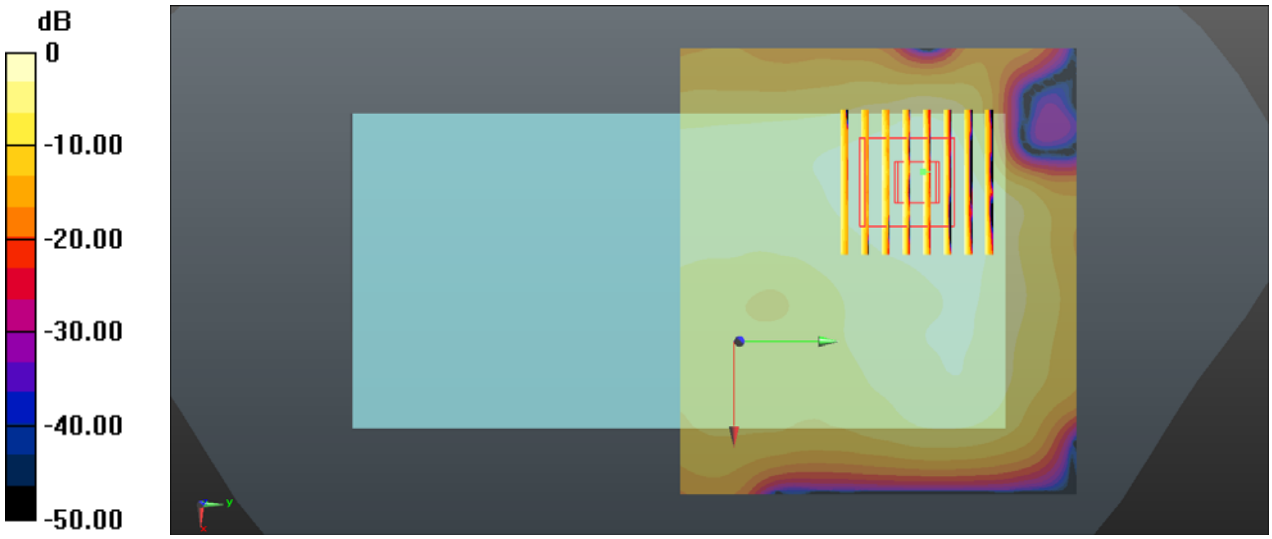

0 dB = 0.0445 W/kg = -13.52 dBW/kg