WCDMA Band IV (RMC 12.2Kbps)	
Lowest Band Edge	**Highest Band Edge**

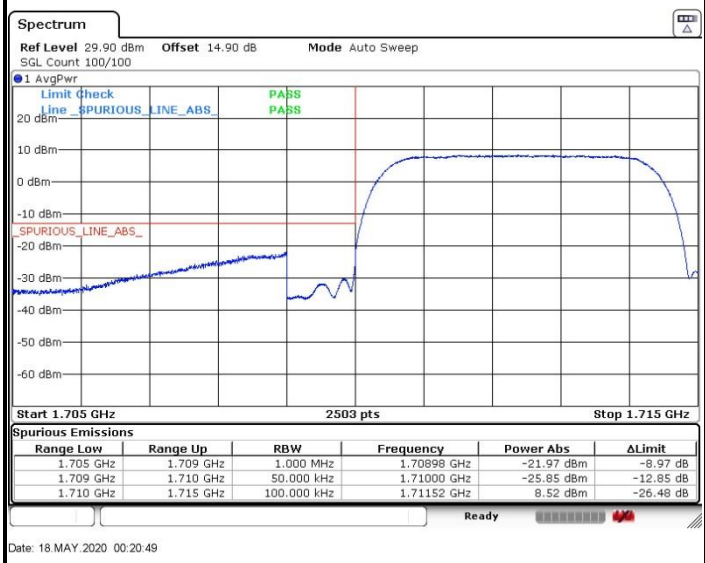

Spurious Emissions

Range Low	Range Up	RBW	Frequency	Power Abs	ΔLimit
1.705 GHz	1.709 GHz	1.000 MHz	1.70898 GHz	-21.97 dBm	-8.97 dB
1.709 GHz	1.710 GHz	50.000 kHz	1.71000 GHz	-25.85 dBm	-12.85 dB
1.710 GHz	1.715 GHz	100.000 kHz	1.71152 GHz	8.52 dBm	-26.48 dB

Date: 18.MAY.2020 00:20:49

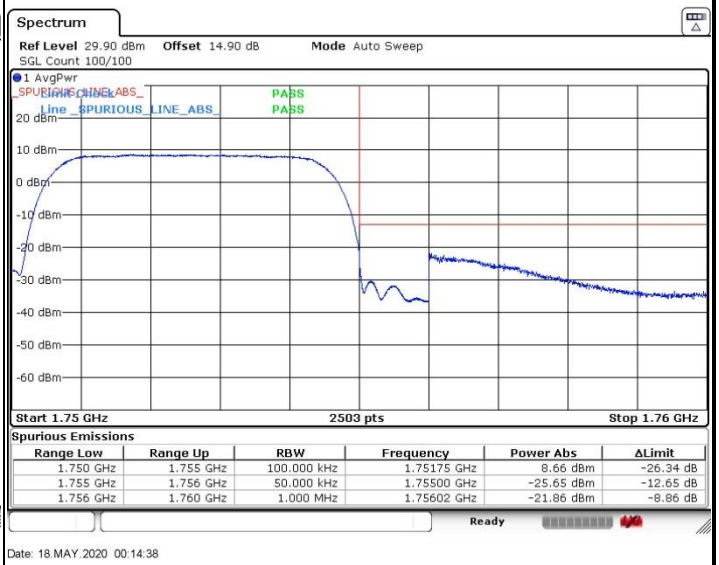

Spurious Emissions

Range Low	Range Up	RBW	Frequency	Power Abs	ΔLimit
1.750 GHz	1.755 GHz	100.000 kHz	1.75175 GHz	8.66 dBm	-26.34 dB
1.755 GHz	1.756 GHz	50.000 kHz	1.75500 GHz	-25.65 dBm	-12.65 dB
1.756 GHz	1.760 GHz	1.000 MHz	1.75602 GHz	-21.86 dBm	-8.86 dB

Date: 18.MAY.2020 00:14:38

Conducted Spurious Emission

GSM850 (GSM)

Lowest Channel

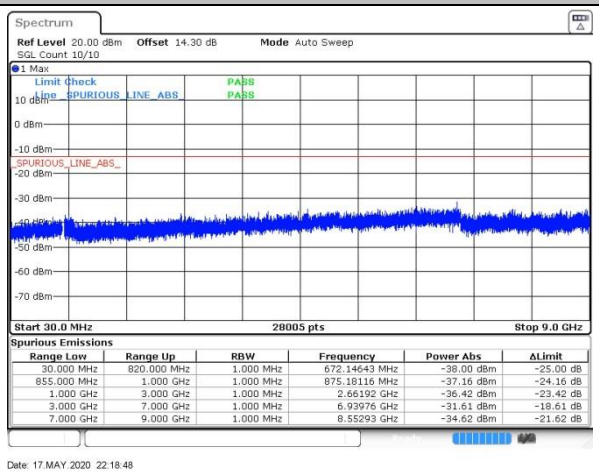

Spurious Emissions

Range Low	Range Up	RBW	Frequency	Power Abs	ΔLimit
30.000 MHz	820.000 MHz	1.000 MHz	672.14643 MHz	-38.00 dBm	-25.00 dB
855.000 MHz	1.000 GHz	1.000 MHz	875.18116 MHz	-37.16 dBm	-24.16 dB
1.000 GHz	3.000 GHz	1.000 MHz	2.66192 GHz	-36.42 dBm	-23.42 dB
3.000 GHz	7.000 GHz	1.000 MHz	6.93976 GHz	-31.61 dBm	-18.61 dB
7.000 GHz	9.000 GHz	1.000 MHz	8.55293 GHz	-34.62 dBm	-21.62 dB

Date: 17.MAY.2020 22:18:48

Middle Channel

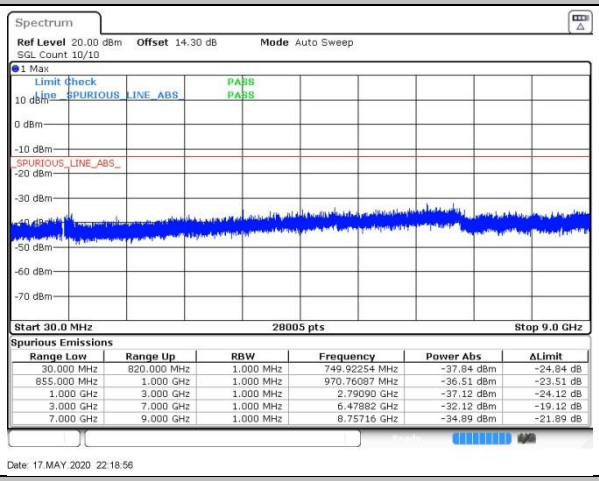

Spurious Emissions

Range Low	Range Up	RBW	Frequency	Power Abs	ΔLimit
30.000 MHz	820.000 MHz	1.000 MHz	749.92254 MHz	-37.84 dBm	-24.84 dB
855.000 MHz	1.000 GHz	1.000 MHz	970.76087 MHz	-36.51 dBm	-23.51 dB
1.000 GHz	3.000 GHz	1.000 MHz	2.79090 GHz	-37.12 dBm	-24.12 dB
3.000 GHz	7.000 GHz	1.000 MHz	6.47882 GHz	-32.12 dBm	-19.12 dB
7.000 GHz	9.000 GHz	1.000 MHz	8.75716 GHz	-34.89 dBm	-21.89 dB

Date: 17.MAY.2020 22:18:56

Highest Channel

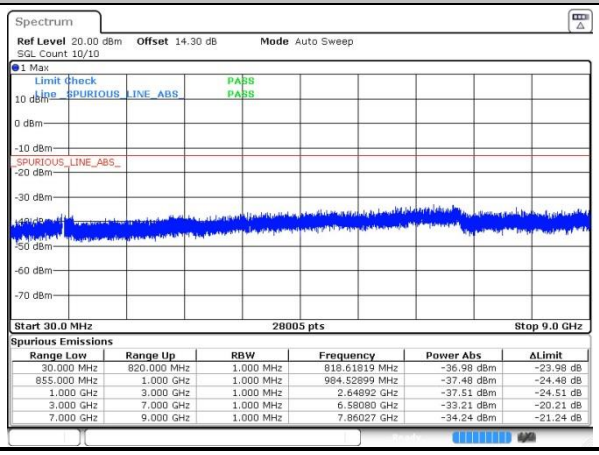

Spurious Emissions

Range Low	Range Up	RBW	Frequency	Power Abs	ΔLimit
30.000 MHz	820.000 MHz	1.000 MHz	818.61819 MHz	-36.98 dBm	-23.98 dB
855.000 MHz	1.000 GHz	1.000 MHz	984.52899 MHz	-37.48 dBm	-24.48 dB
1.000 GHz	3.000 GHz	1.000 MHz	2.64892 GHz	-37.51 dBm	-24.51 dB
3.000 GHz	7.000 GHz	1.000 MHz	6.58080 GHz	-33.21 dBm	-20.21 dB
7.000 GHz	9.000 GHz	1.000 MHz	7.86027 GHz	-34.24 dBm	-21.24 dB

GSM850 (EDGE class 8)

Lowest Channel

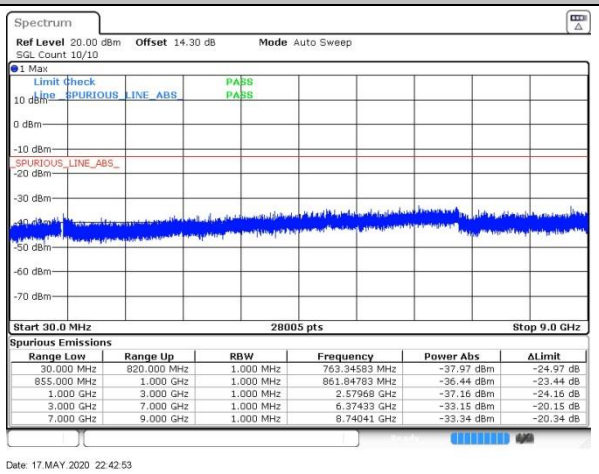

Spurious Emissions

Range Low	Range Up	RBW	Frequency	Power Abs	ΔLimit
30.000 MHz	820.000 MHz	1.000 MHz	763.34583 MHz	-37.97 dBm	-24.97 dB
855.000 MHz	1.000 GHz	1.000 MHz	861.84783 MHz	-36.44 dBm	-23.44 dB
1.000 GHz	3.000 GHz	1.000 MHz	2.57968 GHz	-37.16 dBm	-24.16 dB
3.000 GHz	7.000 GHz	1.000 MHz	6.37433 GHz	-33.15 dBm	-20.15 dB
7.000 GHz	9.000 GHz	1.000 MHz	8.74041 GHz	-33.34 dBm	-20.34 dB

Date: 17.MAY.2020 22:42:53

Middle Channel

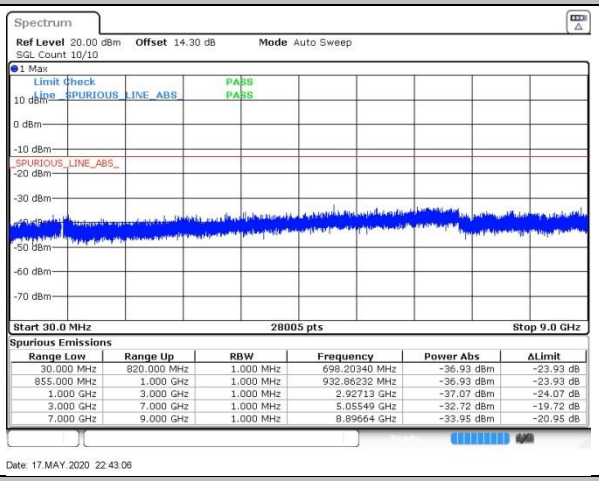

Spurious Emissions

Range Low	Range Up	RBW	Frequency	Power Abs	ΔLimit
30.000 MHz	820.000 MHz	1.000 MHz	698.20340 MHz	-36.93 dBm	-23.93 dB
855.000 MHz	1.000 GHz	1.000 MHz	932.86232 MHz	-36.93 dBm	-23.93 dB
1.000 GHz	3.000 GHz	1.000 MHz	2.92713 GHz	-37.07 dBm	-24.07 dB
3.000 GHz	7.000 GHz	1.000 MHz	5.05549 GHz	-32.72 dBm	-19.72 dB
7.000 GHz	9.000 GHz	1.000 MHz	8.89664 GHz	-33.95 dBm	-20.95 dB

Date: 17.MAY.2020 22:43:06

Highest Channel

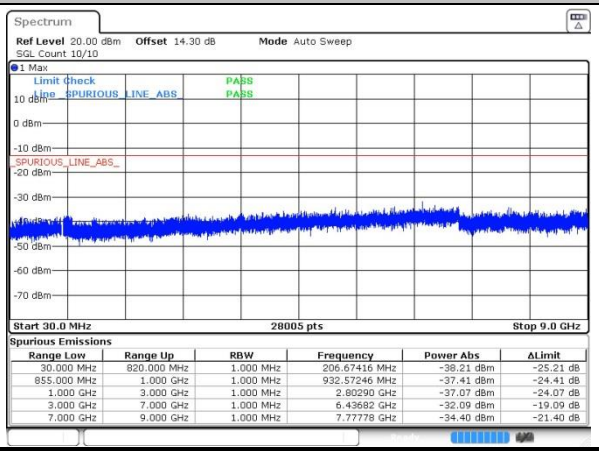

Spurious Emissions

Range Low	Range Up	RBW	Frequency	Power Abs	ΔLimit
30.000 MHz	820.000 MHz	1.000 MHz	206.67416 MHz	-38.21 dBm	-25.21 dB
855.000 MHz	1.000 GHz	1.000 MHz	932.57246 MHz	-37.41 dBm	-24.41 dB
1.000 GHz	3.000 GHz	1.000 MHz	2.80290 GHz	-37.07 dBm	-24.07 dB
3.000 GHz	7.000 GHz	1.000 MHz	6.43682 GHz	-32.09 dBm	-19.09 dB
7.000 GHz	9.000 GHz	1.000 MHz	7.77778 GHz	-34.40 dBm	-21.40 dB

GSM1900 (GSM)

Lowest Channel

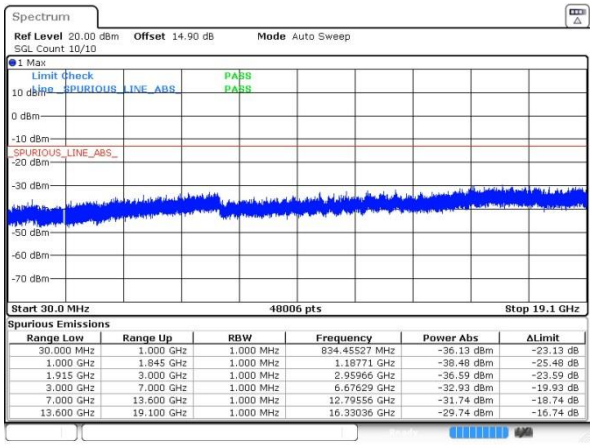

Spurious Emissions

Range Low	Range Up	RBW	Frequency	Power Abs	ΔLimit
30.000 MHz	1.000 GHz	1.000 MHz	834.45527 MHz	-36.13 dBm	-23.13 dB
1.000 GHz	1.845 GHz	1.000 MHz	1.18771 GHz	-38.48 dBm	-25.48 dB
1.915 GHz	3.000 GHz	1.000 MHz	2.95966 GHz	-36.59 dBm	-23.59 dB
3.000 GHz	7.000 GHz	1.000 MHz	6.67629 GHz	-32.93 dBm	-19.93 dB
7.000 GHz	13.600 GHz	1.000 MHz	12.79556 GHz	-31.74 dBm	-18.74 dB
13.600 GHz	19.100 GHz	1.000 MHz	16.33036 GHz	-29.74 dBm	-16.74 dB

Date: 17.MAY.2020 22:57:51

Middle Channel

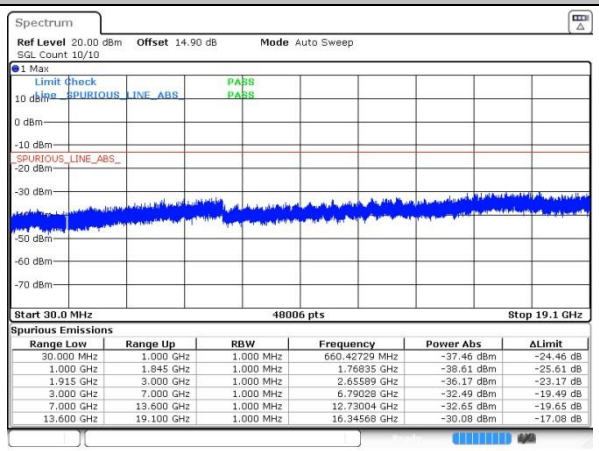

Spurious Emissions

Range Low	Range Up	RBW	Frequency	Power Abs	ΔLimit
30.000 MHz	1.000 GHz	1.000 MHz	660.42729 MHz	-37.46 dBm	-24.46 dB
1.000 GHz	1.845 GHz	1.000 MHz	1.76835 GHz	-38.61 dBm	-25.61 dB
1.915 GHz	3.000 GHz	1.000 MHz	2.65589 GHz	-36.17 dBm	-23.17 dB
3.000 GHz	7.000 GHz	1.000 MHz	6.79028 GHz	-32.49 dBm	-19.49 dB
7.000 GHz	13.600 GHz	1.000 MHz	12.73004 GHz	-32.65 dBm	-19.65 dB
13.600 GHz	19.100 GHz	1.000 MHz	16.34568 GHz	-30.08 dBm	-17.08 dB

Date: 17.MAY.2020 22:58:01

Highest Channel

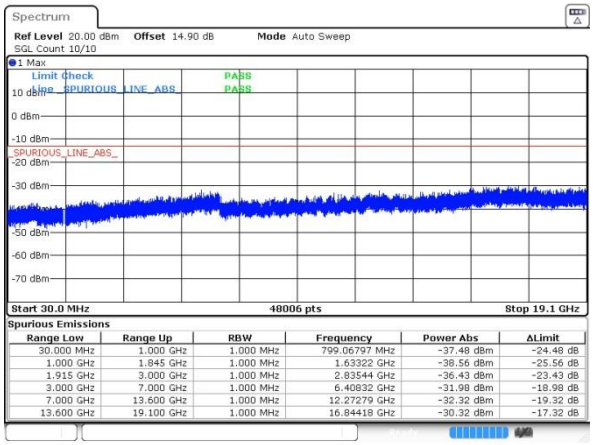

Spurious Emissions

Range Low	Range Up	RBW	Frequency	Power Abs	ΔLimit
30.000 MHz	1.000 GHz	1.000 MHz	799.06797 MHz	-37.48 dBm	-24.48 dB
1.000 GHz	1.845 GHz	1.000 MHz	1.63322 GHz	-38.56 dBm	-25.56 dB
1.915 GHz	3.000 GHz	1.000 MHz	2.83544 GHz	-36.43 dBm	-23.43 dB
3.000 GHz	7.000 GHz	1.000 MHz	6.40832 GHz	-31.98 dBm	-18.98 dB
7.000 GHz	13.600 GHz	1.000 MHz	12.27279 GHz	-32.32 dBm	-19.32 dB
13.600 GHz	19.100 GHz	1.000 MHz	16.84418 GHz	-30.32 dBm	-17.32 dB

Date: 17.MAY.2020 22:58:11

GSM1900 (EDGE class 8)

Lowest Channel

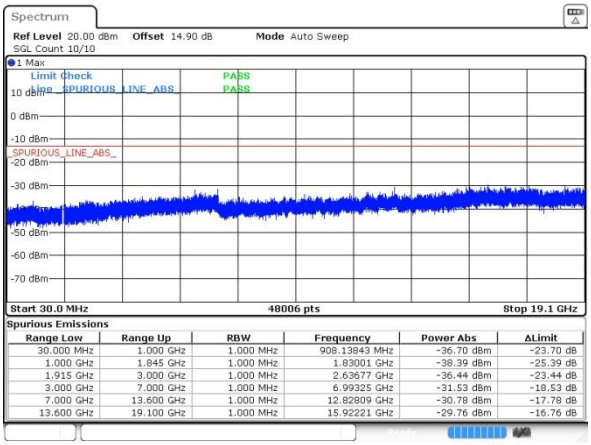

Spurious Emissions

Range Low	Range Up	RBW	Frequency	Power Abs	ΔLimit
30.000 MHz	1.000 GHz	1.000 MHz	908.13843 MHz	-36.70 dBm	-23.70 dB
1.000 GHz	1.845 GHz	1.000 MHz	1.83001 GHz	-38.39 dBm	-25.39 dB
1.915 GHz	3.000 GHz	1.000 MHz	2.63677 GHz	-36.44 dBm	-23.44 dB
3.000 GHz	7.000 GHz	1.000 MHz	6.99325 GHz	-31.53 dBm	-18.53 dB
7.000 GHz	13.600 GHz	1.000 MHz	12.82809 GHz	-30.78 dBm	-17.78 dB
13.600 GHz	19.100 GHz	1.000 MHz	15.92221 GHz	-29.76 dBm	-16.76 dB

Date: 17.MAY.2020 23:09:57

Middle Channel

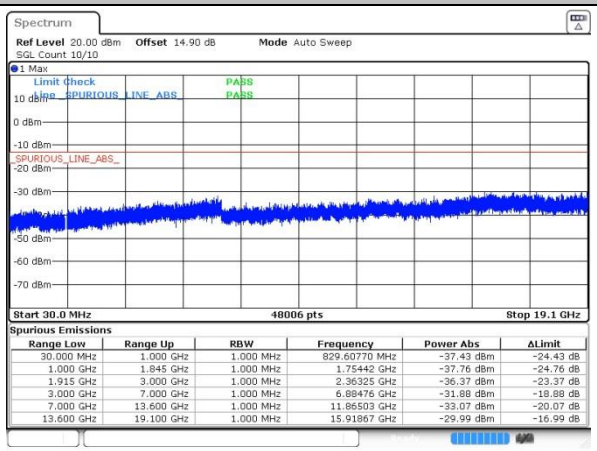

Spurious Emissions

Range Low	Range Up	RBW	Frequency	Power Abs	ΔLimit
30.000 MHz	1.000 GHz	1.000 MHz	829.60770 MHz	-37.43 dBm	-24.43 dB
1.000 GHz	1.845 GHz	1.000 MHz	1.75442 GHz	-37.76 dBm	-24.76 dB
1.915 GHz	3.000 GHz	1.000 MHz	2.36325 GHz	-36.37 dBm	-23.37 dB
3.000 GHz	7.000 GHz	1.000 MHz	6.88476 GHz	-31.88 dBm	-18.88 dB
7.000 GHz	13.600 GHz	1.000 MHz	11.86503 GHz	-33.07 dBm	-20.07 dB
13.600 GHz	19.100 GHz	1.000 MHz	15.91867 GHz	-29.99 dBm	-16.99 dB

Date: 17.MAY.2020 23:10:07

Highest Channel

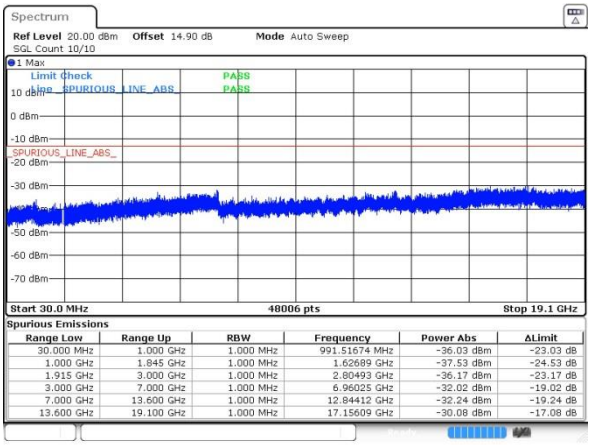

Spurious Emissions

Range Low	Range Up	RBW	Frequency	Power Abs	ΔLimit
30.000 MHz	1.000 GHz	1.000 MHz	991.51674 MHz	-36.03 dBm	-23.03 dB
1.000 GHz	1.845 GHz	1.000 MHz	1.62689 GHz	-37.53 dBm	-24.53 dB
1.915 GHz	3.000 GHz	1.000 MHz	2.80493 GHz	-36.17 dBm	-23.17 dB
3.000 GHz	7.000 GHz	1.000 MHz	6.96025 GHz	-32.02 dBm	-19.02 dB
7.000 GHz	13.600 GHz	1.000 MHz	12.84412 GHz	-32.24 dBm	-19.24 dB
13.600 GHz	19.100 GHz	1.000 MHz	17.15609 GHz	-30.08 dBm	-17.08 dB

Date: 17.MAY.2020 23:10:17

WCDMA Band V (RMC 12.2Kbps)

Lowest Channel

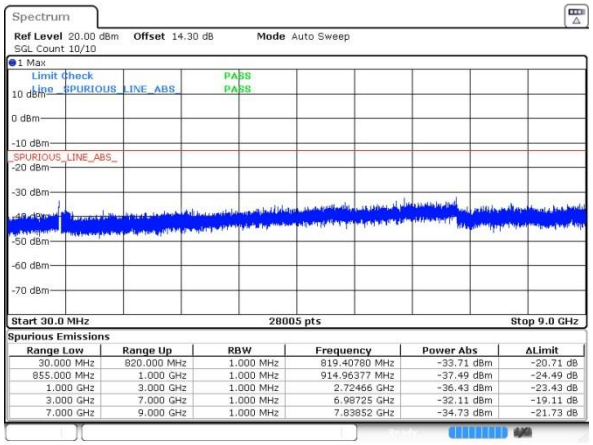

Spurious Emissions

Range Low	Range Up	RBW	Frequency	Power Abs	ΔLimit
30.000 MHz	820.000 MHz	1.000 MHz	819.40780 MHz	-33.71 dBm	-20.71 dB
855.000 MHz	1.000 GHz	1.000 MHz	914.96377 MHz	-37.49 dBm	-24.49 dB
1.000 GHz	3.000 GHz	1.000 MHz	2.72466 GHz	-36.43 dBm	-23.43 dB
3.000 GHz	7.000 GHz	1.000 MHz	6.98725 GHz	-32.11 dBm	-19.11 dB
7.000 GHz	9.000 GHz	1.000 MHz	7.83852 GHz	-34.73 dBm	-21.73 dB

Date: 17.MAY.2020 23:53:10

Middle Channel

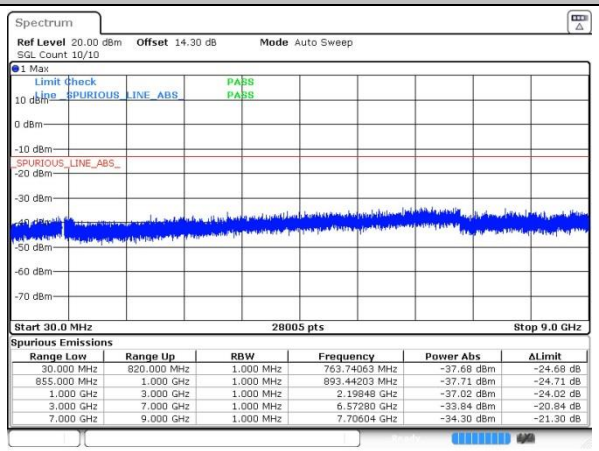

Spurious Emissions

Range Low	Range Up	RBW	Frequency	Power Abs	ΔLimit
30.000 MHz	820.000 MHz	1.000 MHz	763.74063 MHz	-37.68 dBm	-24.68 dB
855.000 MHz	1.000 GHz	1.000 MHz	893.44203 MHz	-37.71 dBm	-24.71 dB
1.000 GHz	3.000 GHz	1.000 MHz	2.19848 GHz	-37.02 dBm	-24.02 dB
3.000 GHz	7.000 GHz	1.000 MHz	6.57280 GHz	-33.84 dBm	-20.84 dB
7.000 GHz	9.000 GHz	1.000 MHz	7.70604 GHz	-34.30 dBm	-21.30 dB

Date: 17.MAY.2020 23:53:20

Highest Channel

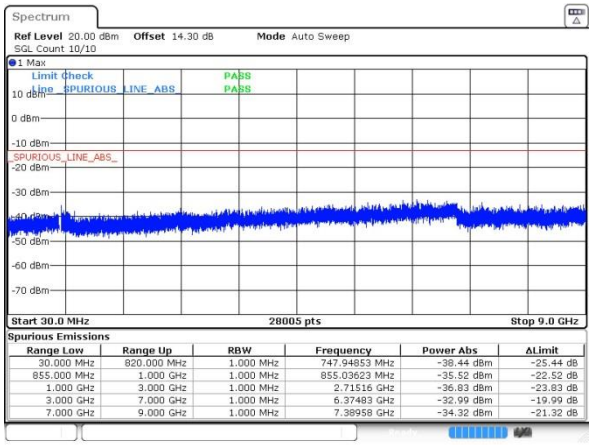

Spurious Emissions

Range Low	Range Up	RBW	Frequency	Power Abs	ΔLimit
30.000 MHz	820.000 MHz	1.000 MHz	747.94853 MHz	-38.44 dBm	-25.44 dB
855.000 MHz	1.000 GHz	1.000 MHz	855.03623 MHz	-35.52 dBm	-22.52 dB
1.000 GHz	3.000 GHz	1.000 MHz	2.71516 GHz	-36.83 dBm	-23.83 dB
3.000 GHz	7.000 GHz	1.000 MHz	6.37483 GHz	-32.99 dBm	-19.99 dB
7.000 GHz	9.000 GHz	1.000 MHz	7.38958 GHz	-34.32 dBm	-21.32 dB

Date: 17.MAY.2020 23:53:31

WCDMA Band II (RMC 12.2Kbps)

Lowest Channel

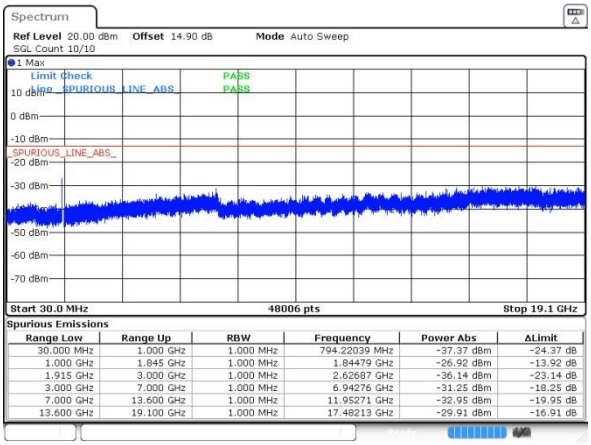

Spurious Emissions

Range Low	Range Up	RBW	Frequency	Power Abs	ΔLimit
30.000 MHz	1.000 GHz	1.000 MHz	794.22039 MHz	-37.37 dBm	-24.37 dB
1.000 GHz	1.845 GHz	1.000 MHz	1.84479 GHz	-26.92 dBm	-13.92 dB
1.915 GHz	3.000 GHz	1.000 MHz	2.62687 GHz	-36.14 dBm	-23.14 dB
3.000 GHz	7.000 GHz	1.000 MHz	6.94276 GHz	-31.25 dBm	-18.25 dB
7.000 GHz	13.600 GHz	1.000 MHz	11.95271 GHz	-32.95 dBm	-19.95 dB
13.600 GHz	19.100 GHz	1.000 MHz	17.48213 GHz	-29.91 dBm	-16.91 dB

Date: 18.MAY.2020 00:04:17

Middle Channel

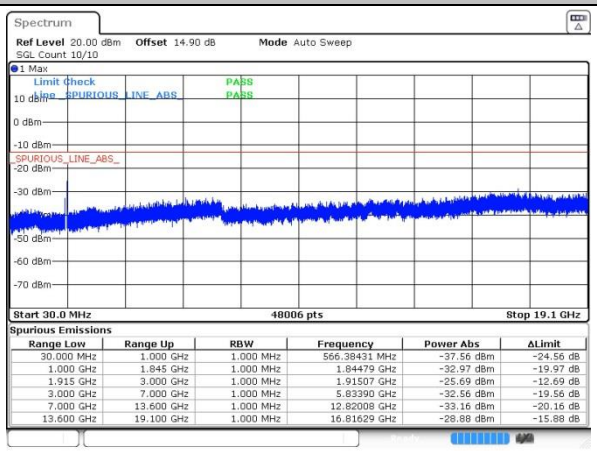

Spurious Emissions

Range Low	Range Up	RBW	Frequency	Power Abs	ΔLimit
30.000 MHz	1.000 GHz	1.000 MHz	566.38431 MHz	-37.56 dBm	-24.56 dB
1.000 GHz	1.845 GHz	1.000 MHz	1.84479 GHz	-32.97 dBm	-19.97 dB
1.915 GHz	3.000 GHz	1.000 MHz	1.91507 GHz	-25.69 dBm	-12.69 dB
3.000 GHz	7.000 GHz	1.000 MHz	5.83390 GHz	-32.56 dBm	-19.56 dB
7.000 GHz	13.600 GHz	1.000 MHz	12.82008 GHz	-33.16 dBm	-20.16 dB
13.600 GHz	19.100 GHz	1.000 MHz	16.81629 GHz	-28.88 dBm	-15.88 dB

Date: 18.MAY.2020 00:04:26

Highest Channel

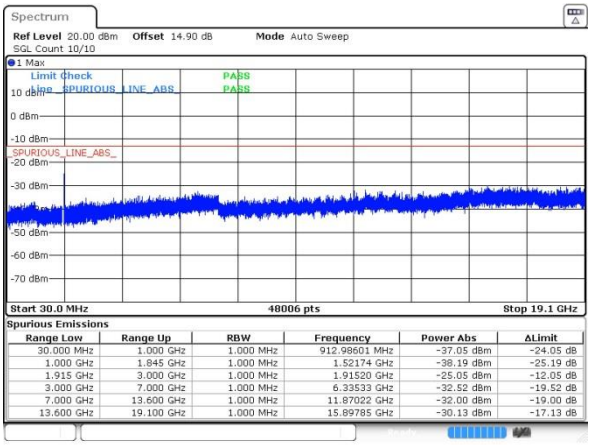

Spurious Emissions

Range Low	Range Up	RBW	Frequency	Power Abs	ΔLimit
30.000 MHz	1.000 GHz	1.000 MHz	912.98601 MHz	-37.05 dBm	-24.05 dB
1.000 GHz	1.845 GHz	1.000 MHz	1.52174 GHz	-38.19 dBm	-25.19 dB
1.915 GHz	3.000 GHz	1.000 MHz	1.91520 GHz	-25.05 dBm	-12.05 dB
3.000 GHz	7.000 GHz	1.000 MHz	6.33533 GHz	-32.52 dBm	-19.52 dB
7.000 GHz	13.600 GHz	1.000 MHz	11.87022 GHz	-32.00 dBm	-19.00 dB
13.600 GHz	19.100 GHz	1.000 MHz	15.89785 GHz	-30.13 dBm	-17.13 dB

Date: 18.MAY.2020 00:04:37

WCDMA Band IV (RMC 12.2Kbps)

Lowest Channel

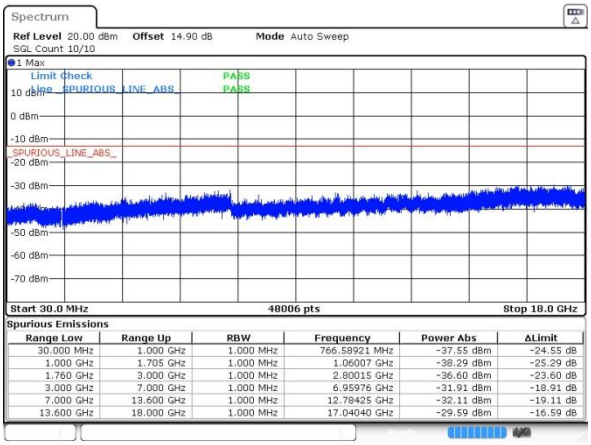

Spurious Emissions

Range Low	Range Up	RBW	Frequency	Power Abs	ΔLimit
30.000 MHz	1.000 GHz	1.000 MHz	766.58921 MHz	-37.55 dBm	-24.55 dB
1.000 GHz	1.705 GHz	1.000 MHz	1.06007 GHz	-38.29 dBm	-25.29 dB
1.760 GHz	3.000 GHz	1.000 MHz	2.80015 GHz	-36.60 dBm	-23.60 dB
3.000 GHz	7.000 GHz	1.000 MHz	6.95976 GHz	-31.91 dBm	-18.91 dB
7.000 GHz	13.600 GHz	1.000 MHz	12.78425 GHz	-32.11 dBm	-19.11 dB
13.600 GHz	18.000 GHz	1.000 MHz	17.04040 GHz	-29.59 dBm	-16.59 dB

Date: 18.MAY.2020 00:21:20

Middle Channel

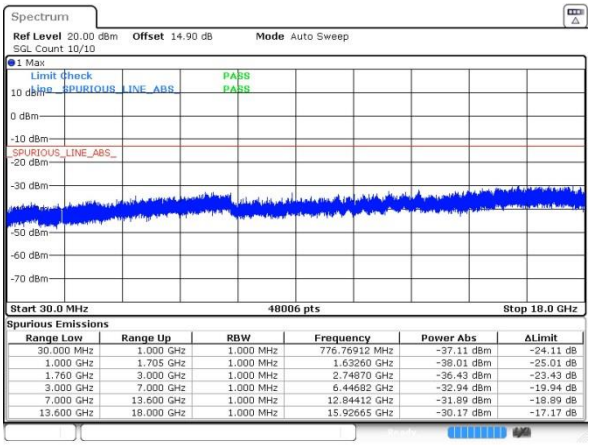

Spurious Emissions

Range Low	Range Up	RBW	Frequency	Power Abs	ΔLimit
30.000 MHz	1.000 GHz	1.000 MHz	776.76912 MHz	-37.11 dBm	-24.11 dB
1.000 GHz	1.705 GHz	1.000 MHz	1.63260 GHz	-38.01 dBm	-25.01 dB
1.760 GHz	3.000 GHz	1.000 MHz	2.74870 GHz	-36.43 dBm	-23.43 dB
3.000 GHz	7.000 GHz	1.000 MHz	6.44682 GHz	-32.94 dBm	-19.94 dB
7.000 GHz	13.600 GHz	1.000 MHz	12.84412 GHz	-31.89 dBm	-18.89 dB
13.600 GHz	18.000 GHz	1.000 MHz	15.92665 GHz	-30.17 dBm	-17.17 dB

Date: 18.MAY.2020 00:21:42

Highest Channel

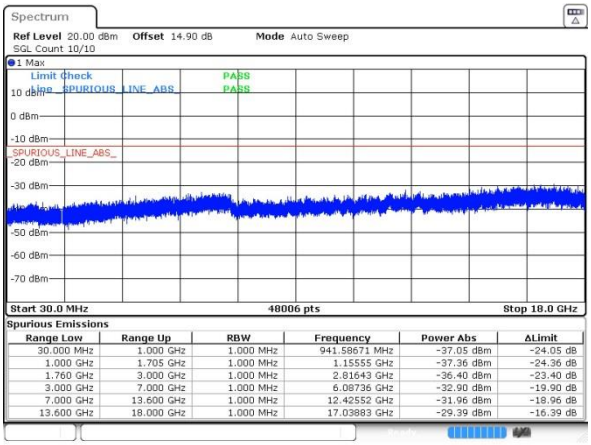

Spurious Emissions

Range Low	Range Up	RBW	Frequency	Power Abs	ΔLimit
30.000 MHz	1.000 GHz	1.000 MHz	941.58671 MHz	-37.05 dBm	-24.05 dB
1.000 GHz	1.705 GHz	1.000 MHz	1.15555 GHz	-37.36 dBm	-24.36 dB
1.760 GHz	3.000 GHz	1.000 MHz	2.81643 GHz	-36.40 dBm	-23.40 dB
3.000 GHz	7.000 GHz	1.000 MHz	6.08736 GHz	-32.90 dBm	-19.90 dB
7.000 GHz	13.600 GHz	1.000 MHz	12.42552 GHz	-31.96 dBm	-18.96 dB
13.600 GHz	18.000 GHz	1.000 MHz	17.03883 GHz	-29.39 dBm	-16.39 dB

Date: 18.MAY.2020 00:22:33

Frequency Stability

Test Conditions	Middle Channel	GSM850 (GSM)	GSM850 (EDGE class 8)	Limit 2.5ppm
Temperature (°C)	Voltage (Volt)	Deviation (ppm)		Result
50	Normal Voltage	0.0048	0.0060	PASS
40	Normal Voltage	0.0526	0.0127	
30	Normal Voltage	0.0121	0.0578	
20(Ref.)	Normal Voltage	0.0000	0.0000	
10	Normal Voltage	0.0574	0.0335	
0	Normal Voltage	0.0181	0.0532	
-10	Normal Voltage	0.0074	0.0463	
-20	Normal Voltage	0.0120	0.0162	
-30	Normal Voltage	0.0108	0.0478	
20	Maximum Voltage	0.0436	0.0594	
20	Normal Voltage	0.0000	0.0000	
20	Battery End Point	0.0325	0.0295	

Note: Normal Voltage = 4V ；Battery End Point (BEP) =3.6V.；Maximum Voltage =4.4V

Test Conditions	Middle Channel	GSM1900 (GSM)	GSM1900 (EDGE class 8)	Limit Note 2.
Temperature (°C)	Voltage (Volt)	Deviation (ppm)		Result
50	Normal Voltage	0.0051	0.0005	PASS
40	Normal Voltage	0.0016	0.0016	
30	Normal Voltage	0.0023	0.0071	
20(Ref.)	Normal Voltage	0.0000	0.0000	
10	Normal Voltage	0.0173	0.0252	
0	Normal Voltage	0.0084	0.0186	
-10	Normal Voltage	0.0130	0.0033	
-20	Normal Voltage	0.0218	0.0037	
-30	Normal Voltage	0.0005	0.0211	
20	Maximum Voltage	0.0063	0.0163	
20	Normal Voltage	0.0000	0.0000	
20	Battery End Point	0.0133	0.0011	

Note:

1. Normal Voltage = 4V ；Battery End Point (BEP) =3.6V.；Maximum Voltage =4.4V
2. The frequency fundamental emissions stay within the authorized frequency block based on the frequency deviation measured is small.

Test Conditions	Middle Channel	WCDMA Band V (RMC 12.2Kbps RMC 12.2Kbps)	Limit 2.5ppm
Temperature (°C)	Voltage (Volt)	Deviation (ppm)	Result
50	Normal Voltage	0.0060	PASS
40	Normal Voltage	0.0375	
30	Normal Voltage	0.0444	
20(Ref.)	Normal Voltage	0.0000	
10	Normal Voltage	0.0062	
0	Normal Voltage	0.0395	
-10	Normal Voltage	0.0056	
-20	Normal Voltage	0.0167	
-30	Normal Voltage	0.0361	
20	Maximum Voltage	0.0442	
20	Normal Voltage	0.0000	
20	Battery End Point	0.0112	

Note: Normal Voltage = 4V ；Battery End Point (BEP) =3.6V.；Maximum Voltage =4.4V

Test Conditions	Middle Channel	WCDMA Band II (RMC 12.2Kbps)	Limit Note 2.
Temperature (°C)	Voltage (Volt)	Deviation (ppm)	Result
50	Normal Voltage	0.0186	PASS
40	Normal Voltage	0.0136	
30	Normal Voltage	0.0165	
20(Ref.)	Normal Voltage	0.0000	
10	Normal Voltage	0.0172	
0	Normal Voltage	0.0165	
-10	Normal Voltage	0.0239	
-20	Normal Voltage	0.0005	
-30	Normal Voltage	0.0168	
20	Maximum Voltage	0.0165	
20	Normal Voltage	0.0000	
20	Battery End Point	0.0032	

Note:

1. Normal Voltage = 4V ；Battery End Point (BEP) =3.6V.；Maximum Voltage =4.4V
2. The frequency fundamental emissions stay within the authorized frequency block based on the frequency deviation measured is small.

Test Conditions	Middle Channel	WCDMA Band IV (RMC 12.2Kbps)	Limit Note 2.
Temperature (°C)	Voltage (Volt)	Deviation (ppm)	Result
50	Normal Voltage	0.0069	PASS
40	Normal Voltage	0.0105	
30	Normal Voltage	0.0007	
20(Ref.)	Normal Voltage	0.0000	
10	Normal Voltage	0.0012	
0	Normal Voltage	0.0050	
-10	Normal Voltage	0.0151	
-20	Normal Voltage	0.0177	
-30	Normal Voltage	0.0092	
20	Maximum Voltage	0.0083	
20	Normal Voltage	0.0000	
20	Battery End Point	0.0107	

Note:

1. Normal Voltage = 4V ；Battery End Point (BEP) =3.6V.；Maximum Voltage =4.4V
2. The frequency fundamental emissions stay within the authorized frequency block based on the frequency deviation measured is small.

Appendix B. Test Results of Radiated Test

Radiated Spurious Emission

GSM850 (GSM)								
Channel	Frequency (MHz)	ERP (dBm)	Limit (dBm)	Over Limit (dB)	S.G. Power (dBm)	TX Cable loss (dB)	TX Antenna Gain (dBi)	Polarization (H/V)
Middle	1672	-51.47	-13	-38.47	-58.44	1.58	10.70	H
	2510	-57.31	-13	-44.31	-65.56	2.102	12.50	H
	3348	-62.87	-13	-49.87	-71.76	2.856	13.90	H
	1672	-49.14	-13	-36.14	-56.11	1.58	10.70	V
	2510	-54.65	-13	-41.65	-62.90	2.10	12.50	V
	3348	-62.78	-13	-49.78	-71.67	2.86	13.90	V

Remark: Spurious emissions within 30-1000MHz were found more than 20dB below limit line.

GSM850 (EDGE class 8)								
Channel	Frequency (MHz)	ERP (dBm)	Limit (dBm)	Over Limit (dB)	S.G. Power (dBm)	TX Cable loss (dB)	TX Antenna Gain (dBi)	Polarization (H/V)
Middle	1672	-51.30	-13	-38.30	-58.27	1.58	10.70	H
	2510	-56.02	-13	-43.02	-64.27	2.102	12.50	H
	3348	-62.93	-13	-49.93	-71.82	2.856	13.90	H
	1672	-48.72	-13	-35.72	-55.69	1.58	10.70	V
	2510	-54.01	-13	-41.01	-62.26	2.10	12.50	V
	3348	-63.09	-13	-50.09	-71.98	2.86	13.90	V

Remark: Spurious emissions within 30-1000MHz were found more than 20dB below limit line.

GSM1900 (GSM)								
Channel	Frequency (MHz)	EIRP (dBm)	Limit (dBm)	Over Limit (dB)	S.G. Power (dBm)	TX Cable loss (dB)	TX Antenna Gain (dBi)	Polarization (H/V)
Middle	3759	-57.67	-13	-44.67	-69.93	2.64	14.90	H
	5640	-53.27	-13	-40.27	-65.13	2.94	14.80	H
	7524	-48.96	-13	-35.96	-58.73	3.39	13.16	H
	3760	-57.90	-13	-44.90	-70.16	2.64	14.90	V
	5640	-54.07	-13	-41.07	-65.93	2.94	14.80	V
	7524	-47.76	-13	-34.76	-57.53	3.39	13.16	V

Remark: Spurious emissions within 30-1000MHz were found more than 20dB below limit line.

GSM1900 (EDGE class 8)								
Channel	Frequency (MHz)	EIRP (dBm)	Limit (dBm)	Over Limit (dB)	S.G. Power (dBm)	TX Cable loss (dB)	TX Antenna Gain (dBi)	Polarization (H/V)
Middle	3759	-57.65	-13	-44.65	-69.91	2.64	14.90	H
	5640	-53.88	-13	-40.88	-65.74	2.94	14.80	H
	7524	-49.40	-13	-36.40	-59.17	3.39	13.16	H
	3760	-57.49	-13	-44.49	-69.75	2.64	14.90	V
	5640	-54.05	-13	-41.05	-65.91	2.94	14.80	V
	7524	-48.77	-13	-35.77	-58.54	3.39	13.16	V

Remark: Spurious emissions within 30-1000MHz were found more than 20dB below limit line.

WCDMA Band V(RMC 12.2Kbps)								
Channel	Frequency (MHz)	ERP (dBm)	Limit (dBm)	Over Limit (dB)	S.G. Power (dBm)	TX Cable loss (dB)	TX Antenna Gain (dBi)	Polarization (H/V)
Middle	1672	-65.29	-13	-52.29	-72.26	1.58	10.70	H
	2510	-64.61	-13	-51.61	-72.86	2.102	12.50	H
	3348	-64.21	-13	-51.21	-73.10	2.856	13.90	H
	1672	-65.92	-13	-52.92	-72.89	1.58	10.70	V
	2510	-64.50	-13	-51.50	-72.75	2.10	12.50	V
	3348	-64.00	-13	-51.00	-72.89	2.86	13.90	V

Remark: Spurious emissions within 30-1000MHz were found more than 20dB below limit line.

WCDMA Band II(RMC 12.2Kbps)								
Channel	Frequency (MHz)	EIRP (dBm)	Limit (dBm)	Over Limit (dB)	S.G. Power (dBm)	TX Cable loss (dB)	TX Antenna Gain (dBi)	Polarization (H/V)
Middle	3759	-57.48	-13	-44.48	-69.74	2.64	14.90	H
	5640	-53.81	-13	-40.81	-65.67	2.94	14.80	H
	7524	-48.74	-13	-35.74	-58.51	3.39	13.16	H
	3759	-57.51	-13	-44.51	-69.77	2.64	14.90	V
	5640	-53.92	-13	-40.92	-65.78	2.94	14.80	V
	7524	-48.44	-13	-35.44	-58.21	3.39	13.16	V

Remark: Spurious emissions within 30-1000MHz were found more than 20dB below limit line.

WCDMA Band IV(RMC 12.2Kbps)								
Channel	Frequency (MHz)	EIRP (dBm)	Limit (dBm)	Over Limit (dB)	S.G. Power (dBm)	TX Cable loss (dB)	TX Antenna Gain (dBi)	Polarization (H/V)
Middle	3465	-57.44	-13	-44.44	-68.18	2.604	13.34	H
	5199	-53.70	-13	-40.70	-64.21	3.011	13.52	H
	6936	-50.37	-13	-37.37	-60.57	3.271	13.47	H
	3465	-59.61	-13	-46.61	-70.35	2.604	13.34	V
	5199	-54.35	-13	-41.35	-64.86	3.011	13.52	V
	6936	-49.84	-13	-36.84	-60.04	3.271	13.47	V

Remark: Spurious emissions within 30-1000MHz were found more than 20dB below limit line.