Test Laboratory: Sporton International Inc. SAR/HAC Testing Lab Date: 2020.8.16

08_LTE Band 5_10M_QPSK_1RB_0Offset_Right Cheek_0mm_Ch20525

Communication System: UID 0, LTE-FDD (0); Frequency: 836.5 MHz;Duty Cycle: 1:1
Medium: HSL_835 Medium parameters used: f = 836.5 MHz; σ = 0.906 S/m; ε_r = 41.297; ρ = 1000 kg/m^3
Ambient Temperature：23.3 ℃; Liquid Temperature：22.8 ℃

DASY5 Configuration:
- Probe: EX3DV4 - SN3976; ConvF(10.16, 10.16, 10.16); Calibrated: 2020.1.27
- Sensor-Surface: 1.4mm (Mechanical Surface Detection)
- Electronics: DAE4 Sn1338; Calibrated: 2019.11.20
- Phantom: SAM1; Type: SAM; Serial: TP-1503
- Measurement SW: DASY52, Version 52.10 (4); SEMCAD X Version 14.6.14 (7483)

Area Scan (71x81x1): Interpolated grid: dx=1.500 mm, dy=1.500 mm
Maximum value of SAR (interpolated) = 0.413 W/kg

Zoom Scan (5x5x7)/Cube 0: Measurement grid: dx=8mm, dy=8mm, dz=5mm
Reference Value = 7.021 V/m; Power Drift = -0.07 dB
Peak SAR (extrapolated) = 0.436 W/kg
SAR(1 g) = 0.341 W/kg; SAR(10 g) = 0.258 W/kg
Maximum value of SAR (measured) = 0.402 W/kg



0 dB = 0.402 W/kg = -3.96 dBW/kg

Test Laboratory: Sporton International Inc. SAR/HAC Testing Lab Date: 2020.8.15

09_LTE Band 12_10M_QPSK_1RB_0Offset_Right Cheek_0mm_Ch23095

Communication System: UID 0, LTE-FDD (0); Frequency: 707.5 MHz;Duty Cycle: 1:1
Medium: HSL_750 Medium parameters used: f = 707.5 MHz; σ = 0.853 S/m; ε_r = 42.316; ρ = 1000 kg/m^3
Ambient Temperature：23.4 ℃; Liquid Temperature：22.6 ℃

DASY5 Configuration:
- Probe: EX3DV4 - SN3976; ConvF(10.23, 10.23, 10.23); Calibrated: 2020.1.27
- Sensor-Surface: 1.4mm (Mechanical Surface Detection)
- Electronics: DAE4 Sn1338; Calibrated: 2019.11.20
- Phantom: SAM1; Type: SAM; Serial: TP-1503
- Measurement SW: DASY52, Version 52.10 (4); SEMCAD X Version 14.6.14 (7483)

Area Scan (71x81x1): Interpolated grid: dx=1.500 mm, dy=1.500 mm
Maximum value of SAR (interpolated) = 0.255 W/kg

Zoom Scan (5x5x7)/Cube 0: Measurement grid: dx=8mm, dy=8mm, dz=5mm
Reference Value = 5.812 V/m; Power Drift = -0.09 dB
Peak SAR (extrapolated) = 0.263 W/kg
SAR(1 g) = 0.215 W/kg; SAR(10 g) = 0.167 W/kg
Maximum value of SAR (measured) = 0.249 W/kg



0 dB = 0.249 W/kg = -6.04 dBW/kg

10_LTE Band 14_10M_QPSK_1RB_0Offset_Right Cheek_0mm_Ch23330

Communication System: UID 0, LTE-FDD (0); Frequency: 793 MHz;Duty Cycle: 1:1
Medium: HSL_750 Medium parameters used: f = 793 MHz; σ = 0.935 S/m; ε_r = 41.185; ρ = 1000 kg/m^3
Ambient Temperature：23.4 °C; Liquid Temperature：22.6 °C

DASY5 Configuration:
- Probe: EX3DV4 - SN3976; ConvF(10.23, 10.23, 10.23); Calibrated: 2020.1.27
- Sensor-Surface: 1.4mm (Mechanical Surface Detection)
- Electronics: DAE4 Sn1338; Calibrated: 2019.11.20
- Phantom: SAM1; Type: SAM; Serial: TP-1503
- Measurement SW: DASY52, Version 52.10 (4); SEMCAD X Version 14.6.14 (7483)

Area Scan (71x81x1): Interpolated grid: dx=1.500 mm, dy=1.500 mm
Maximum value of SAR (interpolated) = 0.262 W/kg

Zoom Scan (5x5x7)/Cube 0: Measurement grid: dx=8mm, dy=8mm, dz=5mm
Reference Value = 5.238 V/m; Power Drift = 0.05 dB
Peak SAR (extrapolated) = 0.292 W/kg
SAR(1 g) = 0.231 W/kg; SAR(10 g) = 0.176 W/kg
Maximum value of SAR (measured) = 0.273 W/kg



0 dB = 0.273 W/kg = -5.64 dBW/kg

11_LTE Band 30_10M_QPSK_1RB_0Offset_Left Cheek_0mm_Ch27710

Communication System: UID 0, LTE-FDD (0); Frequency: 2310 MHz;Duty Cycle: 1:1
Medium: HSL_2300 Medium parameters used: f = 2310 MHz; σ = 1.66 S/m; ε_r = 41.03; ρ = 1000 kg/m^3
Ambient Temperature：23.3 ℃; Liquid Temperature：22.6 ℃

DASY5 Configuration:
- Probe: EX3DV4 - SN3976; ConvF(7.89, 7.89, 7.89); Calibrated: 2020.1.27
- Sensor-Surface: 1.4mm (Mechanical Surface Detection)
- Electronics: DAE4 Sn1338; Calibrated: 2019.11.20
- Phantom: SAM1; Type: SAM; Serial: TP-1503
- Measurement SW: DASY52, Version 52.10 (4); SEMCAD X Version 14.6.14 (7483)

Area Scan (91x101x1): Interpolated grid: dx=1.200 mm, dy=1.200 mm
Maximum value of SAR (interpolated) = 0.684 W/kg

Zoom Scan (7x7x7)/Cube 0: Measurement grid: dx=5mm, dy=5mm, dz=5mm
Reference Value = 7.499 V/m; Power Drift = -0.14 dB
Peak SAR (extrapolated) = 0.830 W/kg
SAR(1 g) = 0.472 W/kg; SAR(10 g) = 0.271 W/kg
Maximum value of SAR (measured) = 0.691 W/kg

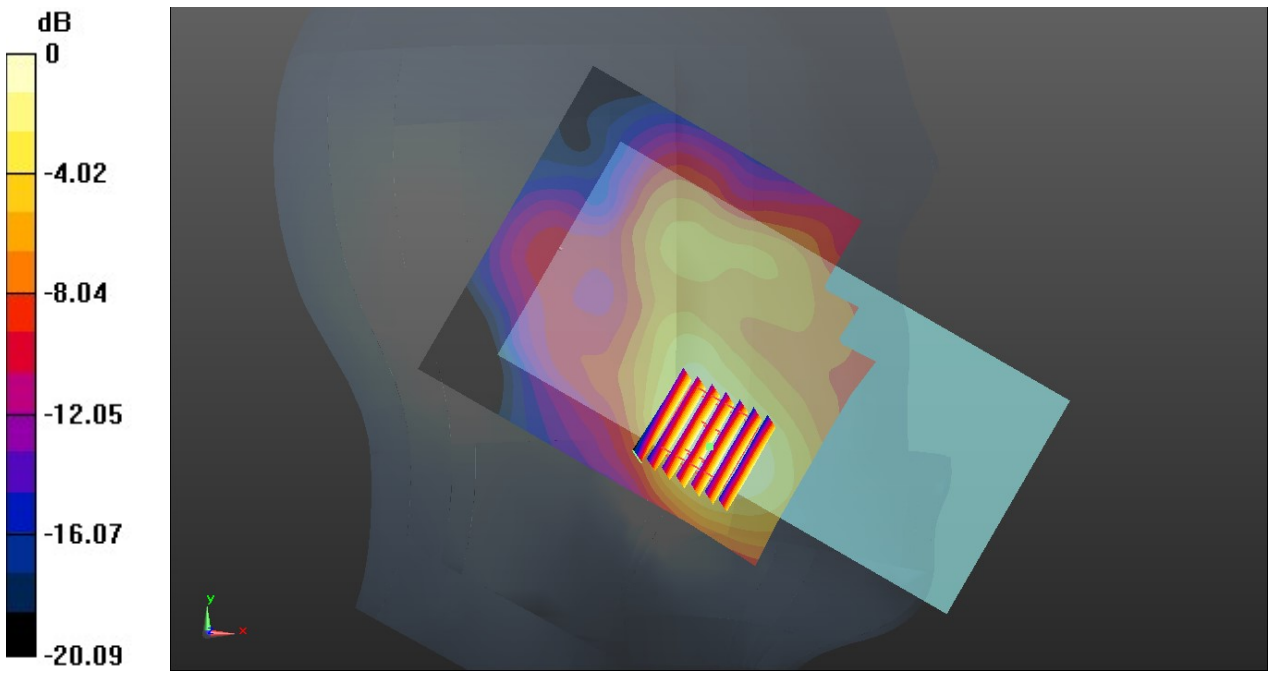

0 dB = 0.691 W/kg = -1.61 dBW/kg

12_WLAN 2.4GHz_802.11b 1Mbps_Left Cheek_0mm_Ant1_Ch6

Communication System: UID 0, 802.11b (0); Frequency: 2437 MHz;Duty Cycle: 1:1
Medium: HSL_2450 Medium parameters used: f = 2437 MHz; σ = 1.841 S/m; ε_r = 38.573; ρ = 1000 kg/m^3
Ambient Temperature：23.3 °C; Liquid Temperature：22.7 °C

DASY5 Configuration:
- Probe: EX3DV4 - SN3976; ConvF(7.74, 7.74, 7.74); Calibrated: 2020.1.27
- Sensor-Surface: 1.4mm (Mechanical Surface Detection)
- Electronics: DAE4 Sn1338; Calibrated: 2019.11.20
- Phantom: SAM1; Type: SAM; Serial: TP-1503
- Measurement SW: DASY52, Version 52.10 (4); SEMCAD X Version 14.6.14 (7483)

Area Scan (91x101x1): Interpolated grid: dx=1.200 mm, dy=1.200 mm
Maximum value of SAR (interpolated) = 0.586 W/kg

Zoom Scan (7x7x7)/Cube 0: Measurement grid: dx=5mm, dy=5mm, dz=5mm
Reference Value = 9.747 V/m; Power Drift = -0.05 dB
Peak SAR (extrapolated) = 0.672 W/kg
SAR(1 g) = 0.335 W/kg; SAR(10 g) = 0.180 W/kg
Maximum value of SAR (measured) = 0.516 W/kg

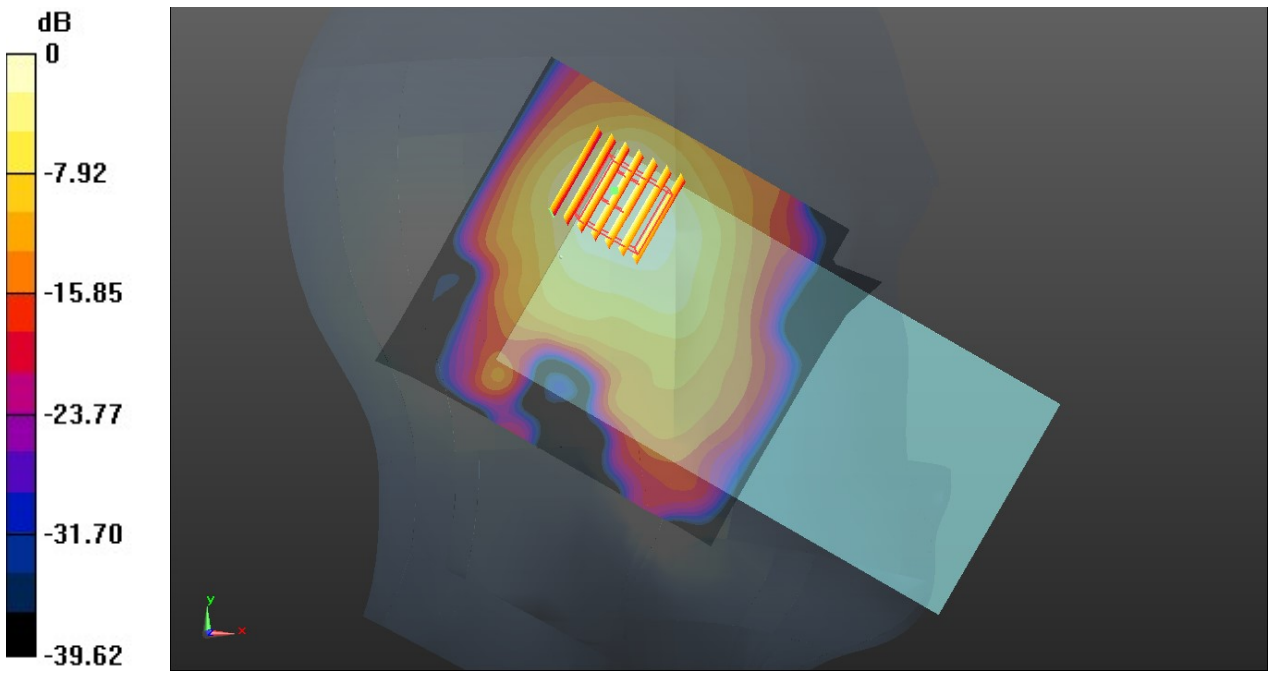

0 dB = 0.516 W/kg = -2.87 dBW/kg

Test Laboratory: Sporton International Inc. SAR/HAC Testing Lab Date: 2020.8.19

13_Bluetooth_1Mbps_Right Cheek_0mm_Ant1_Ch78

Communication System: UID 0, Bluetooth (0); Frequency: 2480 MHz;Duty Cycle: 1:1.3
Medium: HSL_2450 Medium parameters used: f = 2480 MHz; σ = 1.892 S/m; ε_r = 38.429; ρ = 1000 kg/m^3
Ambient Temperature：23.3 °C; Liquid Temperature：22.7 °C

DASY5 Configuration:
- Probe: EX3DV4 - SN3976; ConvF(7.74, 7.74, 7.74); Calibrated: 2020.1.27
- Sensor-Surface: 1.4mm (Mechanical Surface Detection)
- Electronics: DAE4 Sn1338; Calibrated: 2019.11.20
- Phantom: SAM1; Type: SAM; Serial: TP-1503
- Measurement SW: DASY52, Version 52.10 (4); SEMCAD X Version 14.6.14 (7483)

Area Scan (91x91x1): Interpolated grid: dx=1.200 mm, dy=1.200 mm
Maximum value of SAR (interpolated) = 0.0923 W/kg

Zoom Scan (7x7x7)/Cube 0: Measurement grid: dx=5mm, dy=5mm, dz=5mm
Reference Value = 5.881 V/m; Power Drift = 0.05 dB
Peak SAR (extrapolated) = 0.115 W/kg
SAR(1 g) = 0.062 W/kg; SAR(10 g) = 0.036 W/kg
Maximum value of SAR (measured) = 0.0934 W/kg



0 dB = 0.0934 W/kg = -10.30 dBW/kg

14_GSM850_GPRS(2 Tx slots)_Back_10mm_Ch189

Communication System: UID 0, GSM850 (0); Frequency: 836.4 MHz;Duty Cycle: 1:4.15
Medium: HSL_835 Medium parameters used: f = 836.4 MHz; σ = 0.906 S/m; ε_r = 41.299; ρ = 1000 kg/m^3
Ambient Temperature：23.3 °C; Liquid Temperature：22.8 °C

DASY5 Configuration:
- Probe: EX3DV4 - SN3976; ConvF(10.16, 10.16, 10.16); Calibrated: 2020.1.27
- Sensor-Surface: 1.4mm (Mechanical Surface Detection)
- Electronics: DAE4 Sn1338; Calibrated: 2019.11.20
- Phantom: SAM1; Type: SAM; Serial: TP-1503
- Measurement SW: DASY52, Version 52.10 (4); SEMCAD X Version 14.6.14 (7483)

Area Scan (71x131x1): Interpolated grid: dx=1.500 mm, dy=1.500 mm
Maximum value of SAR (interpolated) = 0.549 W/kg

Zoom Scan (5x5x7)/Cube 0: Measurement grid: dx=8mm, dy=8mm, dz=5mm
Reference Value = 20.74 V/m; Power Drift = 0.09 dB
Peak SAR (extrapolated) = 0.706 W/kg
SAR(1 g) = 0.376 W/kg; SAR(10 g) = 0.210 W/kg
Maximum value of SAR (measured) = 0.565 W/kg

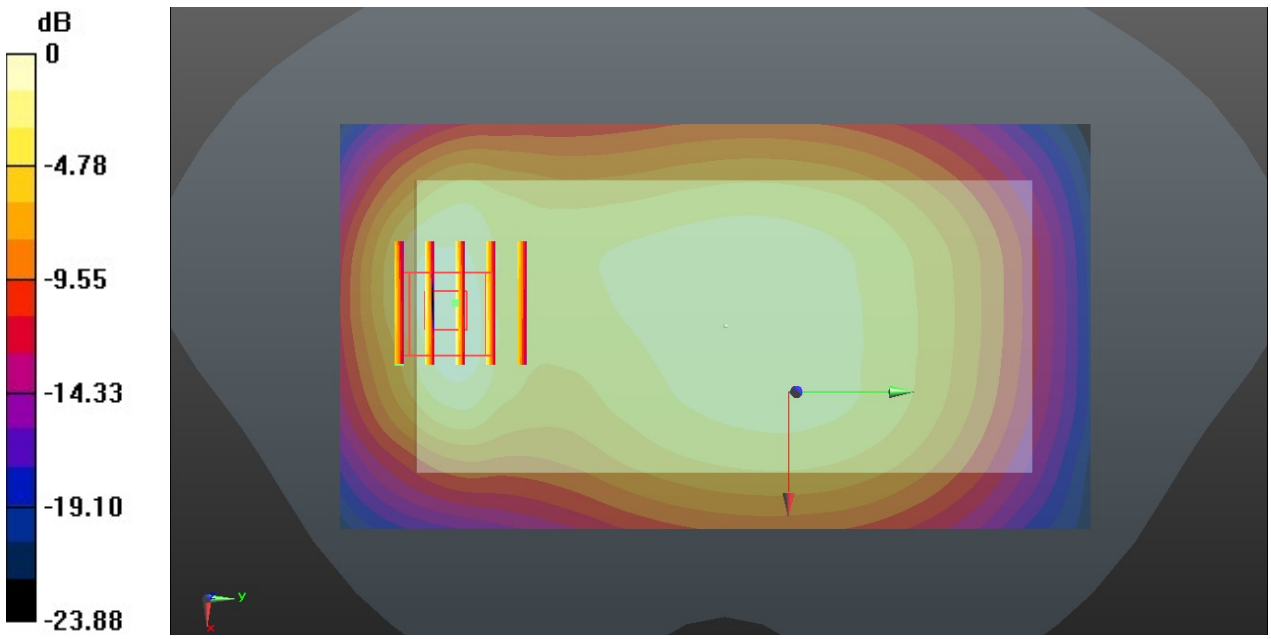

0 dB = 0.565 W/kg = -2.48 dBW/kg

Test Laboratory: Sporton International Inc. SAR/HAC Testing Lab Date: 2020.8.17

15_GSM1900_GPRS(1 Tx slots)_Back_10mm_Ch661

Communication System: UID 0, PCS (0); Frequency: 1880 MHz;Duty Cycle: 1:8.3
Medium: HSL_1900 Medium parameters used: f = 1880 MHz; σ = 1.381 S/m; ε_r = 39.195; ρ = 1000 kg/m^3
Ambient Temperature：23.2 ℃; Liquid Temperature：22.7 ℃

DASY5 Configuration:
- Probe: EX3DV4 - SN3976; ConvF(8.33, 8.33, 8.33); Calibrated: 2020.1.27
- Sensor-Surface: 1.4mm (Mechanical Surface Detection)
- Electronics: DAE4 Sn1338; Calibrated: 2019.11.20
- Phantom: SAM1; Type: SAM; Serial: TP-1503
- Measurement SW: DASY52, Version 52.10 (4); SEMCAD X Version 14.6.14 (7483)

Area Scan (71x131x1): Interpolated grid: dx=1.500 mm, dy=1.500 mm
Maximum value of SAR (interpolated) = 0.441 W/kg

Zoom Scan (5x5x7)/Cube 0: Measurement grid: dx=8mm, dy=8mm, dz=5mm
Reference Value = 10.31 V/m; Power Drift = -0.17 dB
Peak SAR (extrapolated) = 0.543 W/kg
SAR(1 g) = 0.288 W/kg; SAR(10 g) = 0.161 W/kg
Maximum value of SAR (measured) = 0.411 W/kg

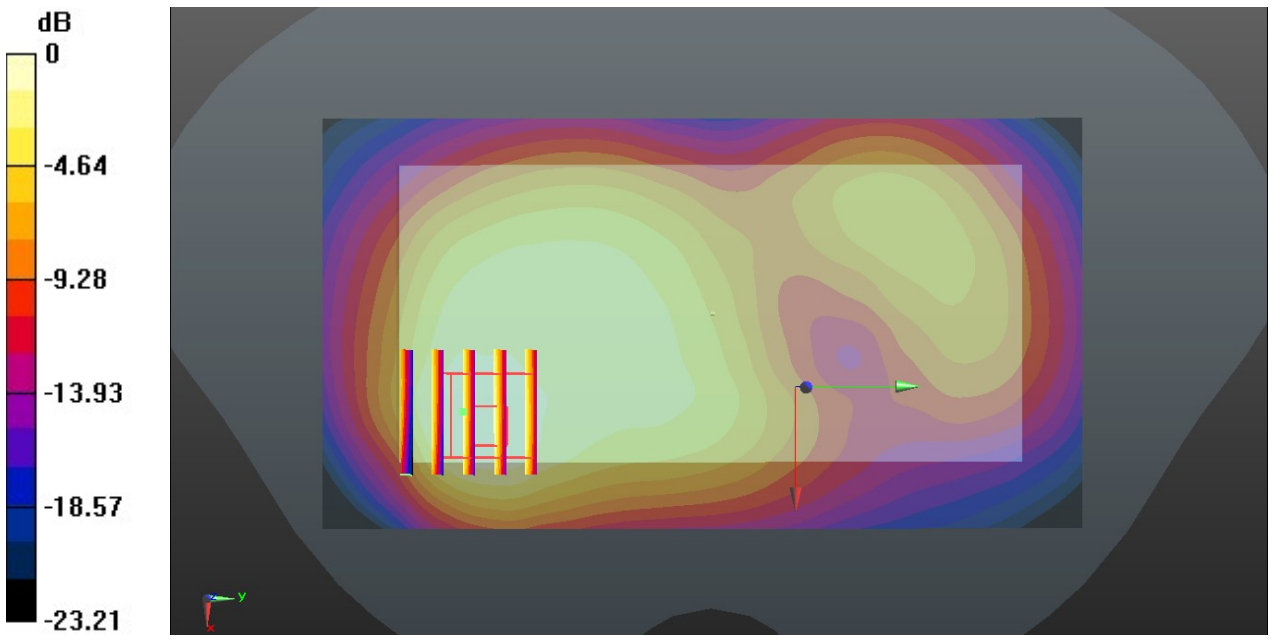

0 dB = 0.411 W/kg = -3.86 dBW/kg

16_WCDMA II_RMC 12.2Kbps_Back_10mm_Ch9538

Communication System: UID 0, WCDMA (0); Frequency: 1907.6 MHz;Duty Cycle: 1:1
Medium: HSL_1900 Medium parameters used: f = 1908 MHz; σ = 1.411 S/m; ε_r = 39.055; ρ = 1000 kg/m^3
Ambient Temperature：23.2 °C; Liquid Temperature：22.7 °C

DASY5 Configuration:
- Probe: EX3DV4 - SN3976; ConvF(8.33, 8.33, 8.33); Calibrated: 2020.1.27
- Sensor-Surface: 1.4mm (Mechanical Surface Detection)
- Electronics: DAE4 Sn1338; Calibrated: 2019.11.20
- Phantom: SAM1; Type: SAM; Serial: TP-1503
- Measurement SW: DASY52, Version 52.10 (4); SEMCAD X Version 14.6.14 (7483)

Area Scan (71x61x1): Interpolated grid: dx=1.500 mm, dy=1.500 mm
Maximum value of SAR (interpolated) = 1.47 W/kg

Zoom Scan (5x5x7)/Cube 0: Measurement grid: dx=8mm, dy=8mm, dz=5mm
Reference Value = 18.00 V/m; Power Drift = -0.15 dB
Peak SAR (extrapolated) = 1.72 W/kg
SAR(1 g) = 0.867 W/kg; SAR(10 g) = 0.476 W/kg
Maximum value of SAR (measured) = 1.35 W/kg

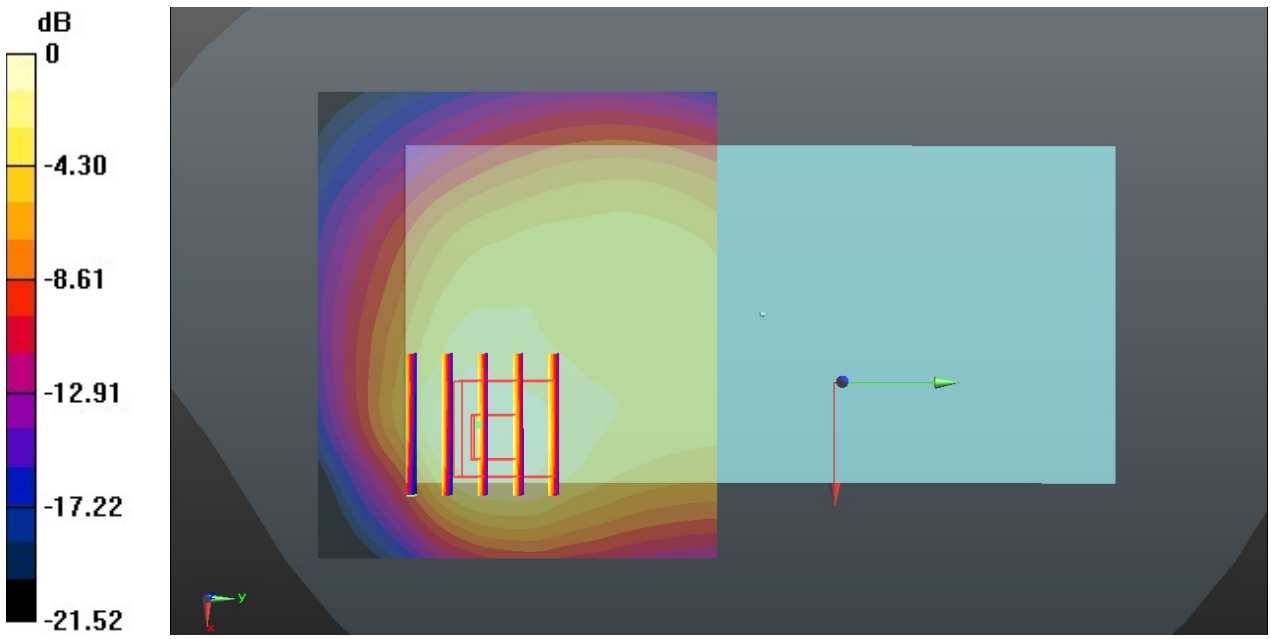

0 dB = 1.35 W/kg = 1.30 dBW/kg

17_WCDMA IV_RMC 12.2Kbps_Back_10mm_Ch1413

Communication System: UID 0, WCDMA (0); Frequency: 1732.6 MHz;Duty Cycle: 1:1
Medium: HSL_1750 Medium parameters used: f = 1733 MHz; σ = 1.344 S/m; ε_r = 39.106; ρ = 1000 kg/m^3
Ambient Temperature：23.3 °C; Liquid Temperature：22.7 °C

DASY5 Configuration:
- Probe: EX3DV4 - SN3976; ConvF(8.63, 8.63, 8.63); Calibrated: 2020.1.27
- Sensor-Surface: 1.4mm (Mechanical Surface Detection)
- Electronics: DAE4 Sn1338; Calibrated: 2019.11.20
- Phantom: SAM1; Type: SAM; Serial: TP-1503
- Measurement SW: DASY52, Version 52.10 (4); SEMCAD X Version 14.6.14 (7483)

Area Scan (71x61x1): Interpolated grid: dx=1.500 mm, dy=1.500 mm
Maximum value of SAR (interpolated) = 1.03 W/kg

Zoom Scan (5x5x7)/Cube 0: Measurement grid: dx=8mm, dy=8mm, dz=5mm
Reference Value = 15.05 V/m; Power Drift = -0.05 dB
Peak SAR (extrapolated) = 1.20 W/kg
SAR(1 g) = 0.671 W/kg; SAR(10 g) = 0.409 W/kg
Maximum value of SAR (measured) = 0.954 W/kg

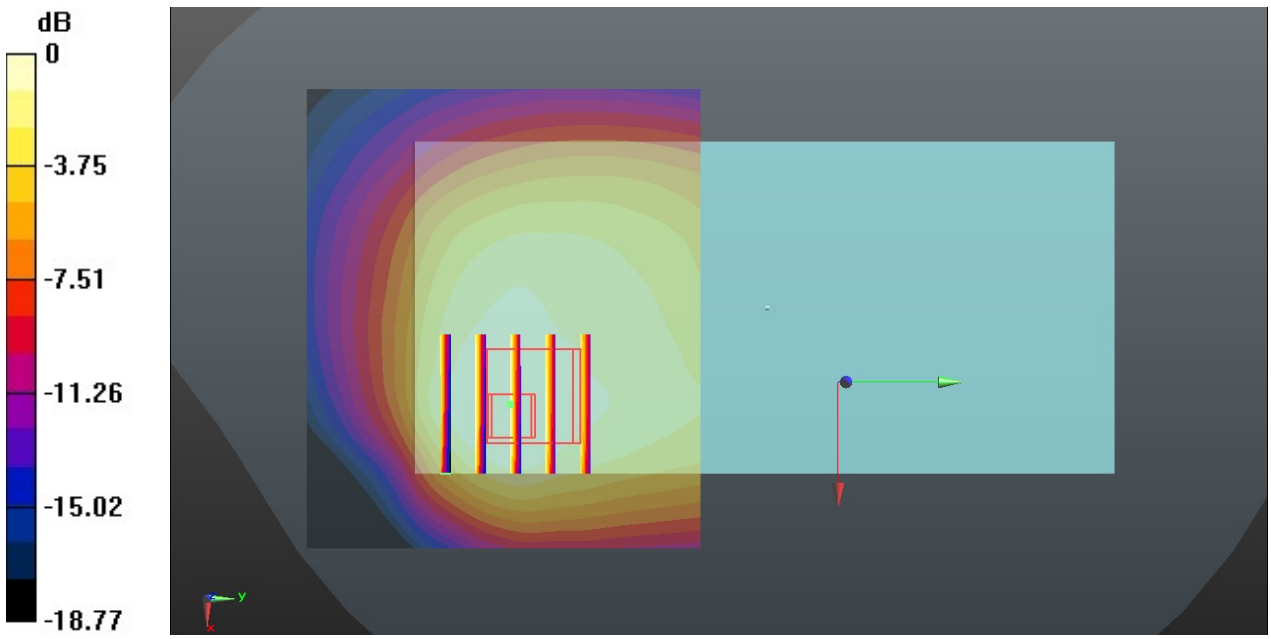

0 dB = 0.954 W/kg = -0.20 dBW/kg

Test Laboratory: Sporton International Inc. SAR/HAC Testing Lab Date: 2020.8.16

18_WCDMA V_RMC 12.2Kbps_Back_10mm_Ch4182

Communication System: UID 0, WCDMA (0); Frequency: 836.4 MHz;Duty Cycle: 1:1
Medium: HSL_835 Medium parameters used: f = 836.4 MHz; σ = 0.906 S/m; ε_r = 41.299; ρ = 1000 kg/m^3
Ambient Temperature：23.3 ℃; Liquid Temperature：22.8 ℃

DASY5 Configuration:
- Probe: EX3DV4 - SN3976; ConvF(10.16, 10.16, 10.16); Calibrated: 2020.1.27
- Sensor-Surface: 1.4mm (Mechanical Surface Detection)
- Electronics: DAE4 Sn1338; Calibrated: 2019.11.20
- Phantom: SAM1; Type: SAM; Serial: TP-1503
- Measurement SW: DASY52, Version 52.10 (4); SEMCAD X Version 14.6.14 (7483)

Area Scan (71x121x1): Interpolated grid: dx=1.500 mm, dy=1.500 mm
Maximum value of SAR (interpolated) = 0.736 W/kg

Zoom Scan (5x5x7)/Cube 0: Measurement grid: dx=8mm, dy=8mm, dz=5mm
Reference Value = 23.75 V/m; Power Drift = 0.02 dB
Peak SAR (extrapolated) = 0.899 W/kg
SAR(1 g) = 0.476 W/kg; SAR(10 g) = 0.268 W/kg
Maximum value of SAR (measured) = 0.742 W/kg

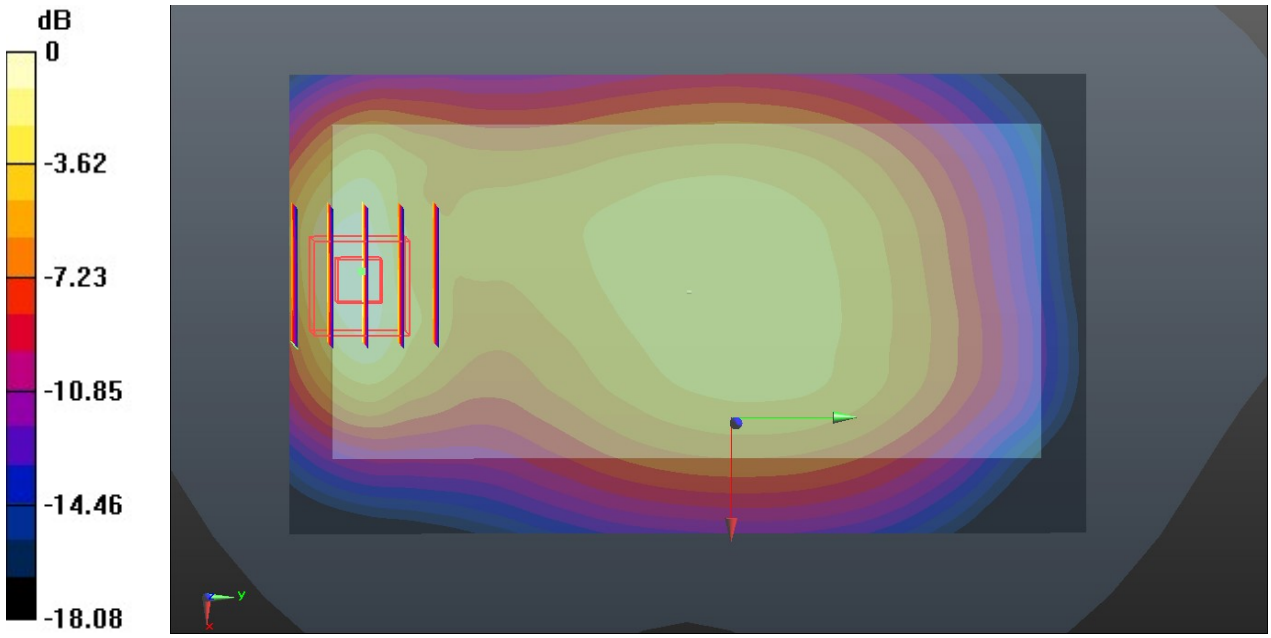

0 dB = 0.742 W/kg = -1.30 dBW/kg

19_LTE Band 2_20M_QPSK_1RB_0Offset_Back_10mm_Ch19100

Communication System: UID 0, LTE-FDD (0); Frequency: 1900 MHz;Duty Cycle: 1:1
Medium: HSL_1900 Medium parameters used: f = 1900 MHz; σ = 1.403 S/m; ε_r = 39.091; ρ = 1000 kg/m^3
Ambient Temperature：23.2 °C; Liquid Temperature：22.7 °C

DASY5 Configuration:
- Probe: EX3DV4 - SN3976; ConvF(8.33, 8.33, 8.33); Calibrated: 2020.1.27
- Sensor-Surface: 1.4mm (Mechanical Surface Detection)
- Electronics: DAE4 Sn1338; Calibrated: 2019.11.20
- Phantom: SAM1; Type: SAM; Serial: TP-1503
- Measurement SW: DASY52, Version 52.10 (4); SEMCAD X Version 14.6.14 (7483)

Area Scan (71x61x1): Interpolated grid: dx=1.500 mm, dy=1.500 mm
Maximum value of SAR (interpolated) = 1.26 W/kg

Zoom Scan (5x5x7)/Cube 0: Measurement grid: dx=8mm, dy=8mm, dz=5mm
Reference Value = 17.50 V/m; Power Drift = -0.17 dB
Peak SAR (extrapolated) = 1.54 W/kg
SAR(1 g) = 0.813 W/kg; SAR(10 g) = 0.457 W/kg
Maximum value of SAR (measured) = 1.22 W/kg

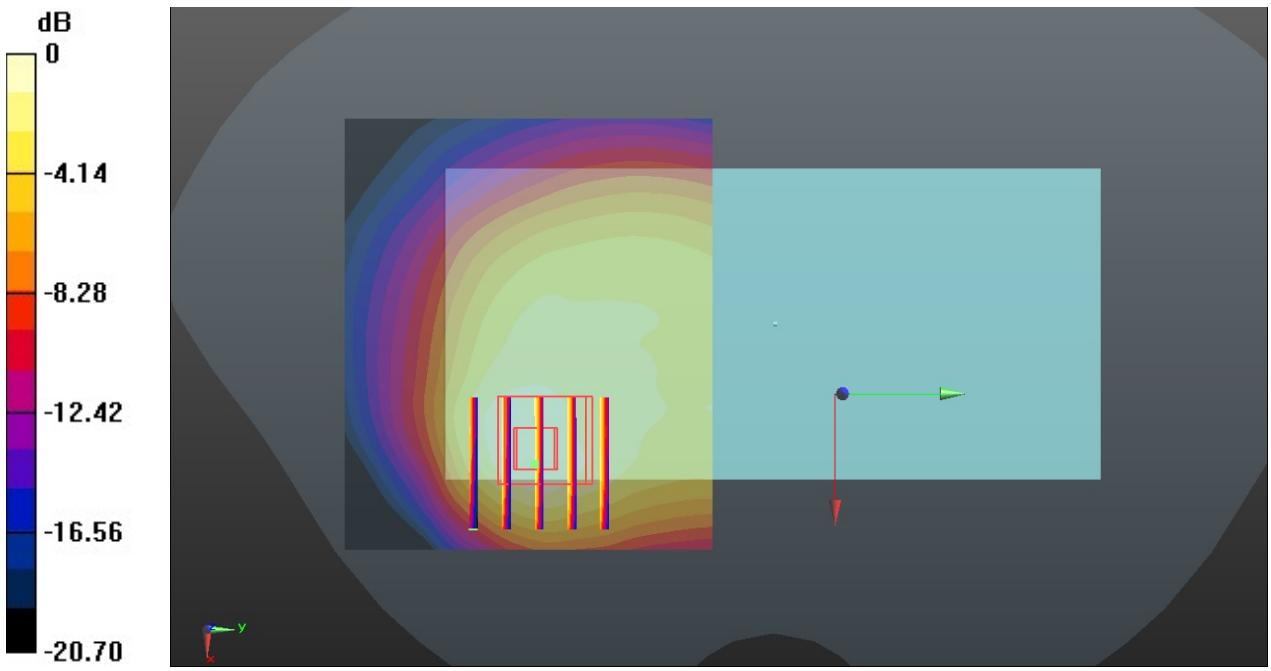

0 dB = 1.22 W/kg = 0.86 dBW/kg

Test Laboratory: Sporton International Inc. SAR/HAC Testing Lab Date: 2020.8.16

20_LTE Band 4_20M_QPSK_1RB_0Offset_Back_10mm_Ch20175

Communication System: UID 0, LTE-FDD (0); Frequency: 1732.5 MHz;Duty Cycle: 1:1
Medium: HSL_1750 Medium parameters used: f = 1733 MHz; σ = 1.344 S/m; ε_r = 39.106; ρ = 1000 kg/m^3
Ambient Temperature：23.3 °C; Liquid Temperature：22.7 °C

DASY5 Configuration:
- Probe: EX3DV4 - SN3976; ConvF(8.63, 8.63, 8.63); Calibrated: 2020.1.27
- Sensor-Surface: 1.4mm (Mechanical Surface Detection)
- Electronics: DAE4 Sn1338; Calibrated: 2019.11.20
- Phantom: SAM1; Type: SAM; Serial: TP-1503
- Measurement SW: DASY52, Version 52.10 (4); SEMCAD X Version 14.6.14 (7483)

Area Scan (71x61x1): Interpolated grid: dx=1.500 mm, dy=1.500 mm
Maximum value of SAR (interpolated) = 1.00 W/kg

Zoom Scan (5x5x7)/Cube 0: Measurement grid: dx=8mm, dy=8mm, dz=5mm
Reference Value = 14.22 V/m; Power Drift = -0.13 dB
Peak SAR (extrapolated) = 1.09 W/kg
SAR(1 g) = 0.606 W/kg; SAR(10 g) = 0.367 W/kg
Maximum value of SAR (measured) = 0.897 W/kg

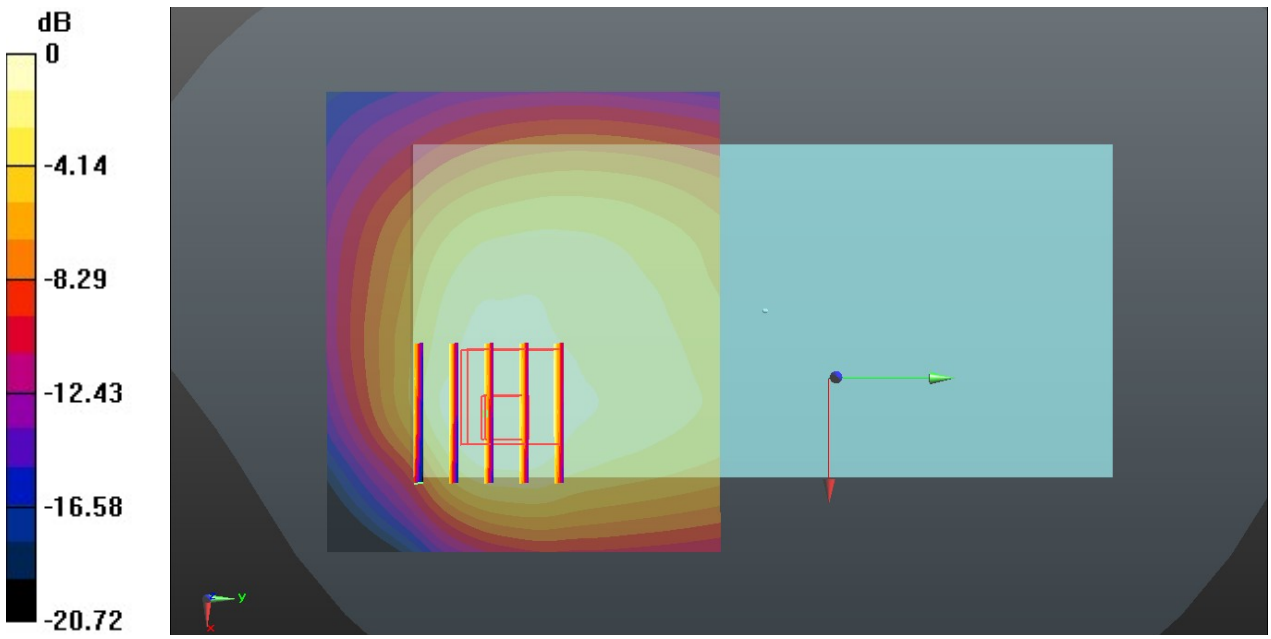

0 dB = 0.897 W/kg = -0.47 dBW/kg

21_LTE Band 5_10M_QPSK_1RB_0Offset_Back_10mm_Ch20525

Communication System: UID 0, LTE-FDD (0); Frequency: 836.5 MHz;Duty Cycle: 1:1
Medium: HSL_835 Medium parameters used: f = 836.5 MHz; σ = 0.906 S/m; ε_r = 41.297; ρ = 1000 kg/m^3
Ambient Temperature：23.3 ℃; Liquid Temperature：22.8 ℃

DASY5 Configuration:
- Probe: EX3DV4 - SN3976; ConvF(10.16, 10.16, 10.16); Calibrated: 2020.1.27
- Sensor-Surface: 1.4mm (Mechanical Surface Detection)
- Electronics: DAE4 Sn1338; Calibrated: 2019.11.20
- Phantom: SAM1; Type: SAM; Serial: TP-1503
- Measurement SW: DASY52, Version 52.10 (4); SEMCAD X Version 14.6.14 (7483)

Area Scan (71x121x1): Interpolated grid: dx=1.500 mm, dy=1.500 mm
Maximum value of SAR (interpolated) = 0.812 W/kg

Zoom Scan (5x5x7)/Cube 0: Measurement grid: dx=8mm, dy=8mm, dz=5mm
Reference Value = 23.49 V/m; Power Drift = 0.14 dB
Peak SAR (extrapolated) = 0.968 W/kg
SAR(1 g) = 0.518 W/kg; SAR(10 g) = 0.292 W/kg
Maximum value of SAR (measured) = 0.801 W/kg

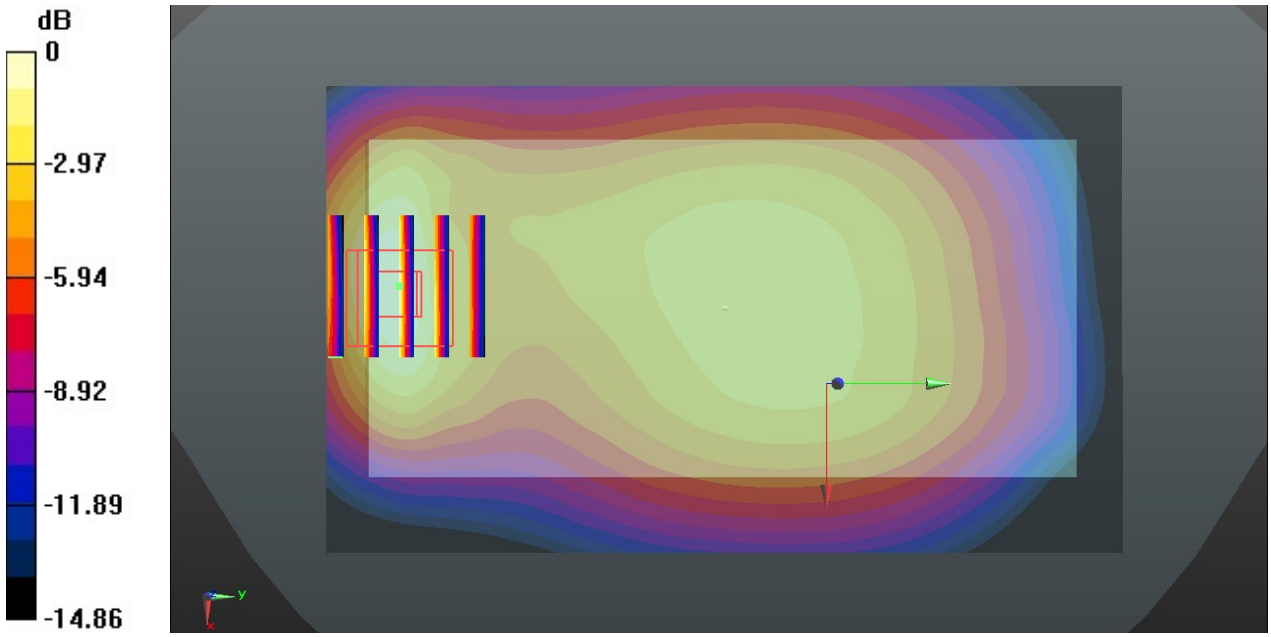

0 dB = 0.801 W/kg = -0.96 dBW/kg

22_LTE Band 12_10M_QPSK_1RB_0Offset_Back_10mm_Ch23095

Communication System: UID 0, LTE-FDD (0); Frequency: 707.5 MHz;Duty Cycle: 1:1
Medium: HSL_750 Medium parameters used: f = 707.5 MHz; σ = 0.853 S/m; ε_r = 42.316; ρ = 1000 kg/m^3
Ambient Temperature：23.4 °C; Liquid Temperature：22.6 °C

DASY5 Configuration:
- Probe: EX3DV4 - SN3976; ConvF(10.23, 10.23, 10.23); Calibrated: 2020.1.27
- Sensor-Surface: 1.4mm (Mechanical Surface Detection)
- Electronics: DAE4 Sn1338; Calibrated: 2019.11.20
- Phantom: SAM1; Type: SAM; Serial: TP-1503
- Measurement SW: DASY52, Version 52.10 (4); SEMCAD X Version 14.6.14 (7483)

Area Scan (71x121x1): Interpolated grid: dx=1.500 mm, dy=1.500 mm
Maximum value of SAR (interpolated) = 0.529 W/kg

Zoom Scan (5x5x7)/Cube 0: Measurement grid: dx=8mm, dy=8mm, dz=5mm
Reference Value = 20.81 V/m; Power Drift = -0.04 dB
Peak SAR (extrapolated) = 0.633 W/kg
SAR(1 g) = 0.348 W/kg; SAR(10 g) = 0.205 W/kg
Maximum value of SAR (measured) = 0.524 W/kg

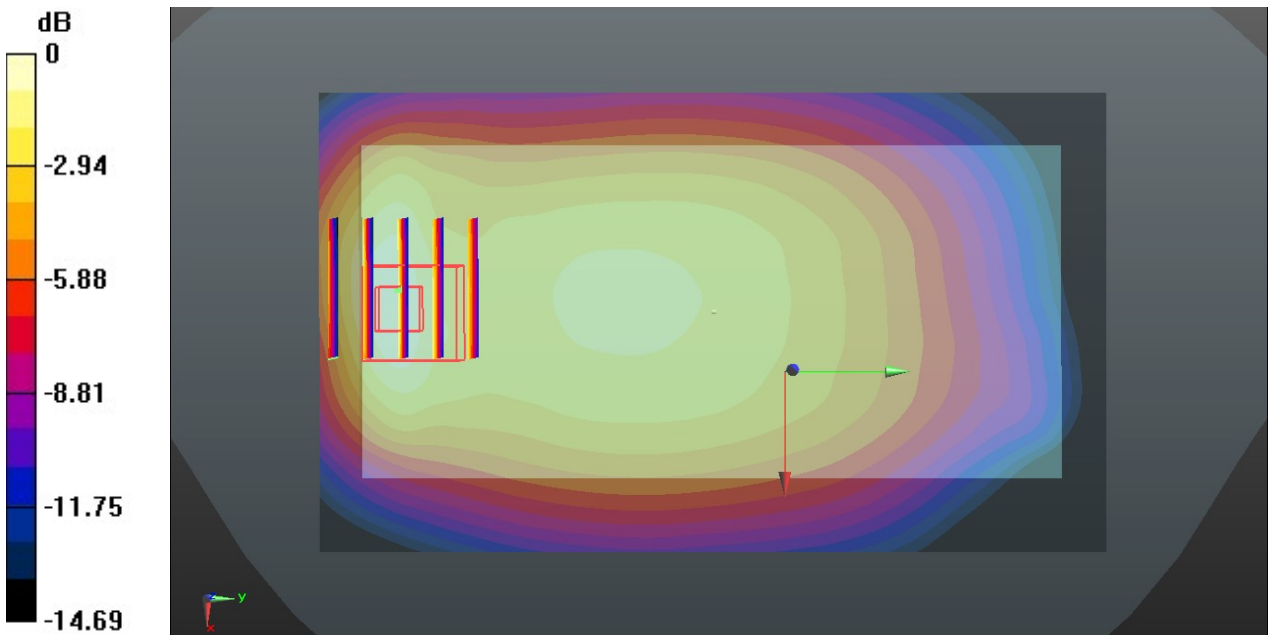

0 dB = 0.524 W/kg = -2.81 dBW/kg

23_LTE Band 14_10M_QPSK_1RB_0Offset_Right Side_10mm_Ch23330

Communication System: UID 0, LTE-FDD (0); Frequency: 793 MHz;Duty Cycle: 1:1
Medium: HSL_750 Medium parameters used: f = 793 MHz; σ = 0.935 S/m; ε_r = 41.185; ρ = 1000 kg/m^3
Ambient Temperature：23.4 °C; Liquid Temperature：22.6 °C

DASY5 Configuration:
- Probe: EX3DV4 - SN3976; ConvF(10.23, 10.23, 10.23); Calibrated: 2020.1.27
- Sensor-Surface: 1.4mm (Mechanical Surface Detection)
- Electronics: DAE4 Sn1338; Calibrated: 2019.11.20
- Phantom: SAM1; Type: SAM; Serial: TP-1503
- Measurement SW: DASY52, Version 52.10 (4); SEMCAD X Version 14.6.14 (7483)

Area Scan (41x131x1): Interpolated grid: dx=1.500 mm, dy=1.500 mm
Maximum value of SAR (interpolated) = 0.702 W/kg

Zoom Scan (5x5x7)/Cube 0: Measurement grid: dx=8mm, dy=8mm, dz=5mm
Reference Value = 29.11 V/m; Power Drift = -0.08 dB
Peak SAR (extrapolated) = 0.806 W/kg
SAR(1 g) = 0.550 W/kg; SAR(10 g) = 0.376 W/kg
Maximum value of SAR (measured) = 0.718 W/kg

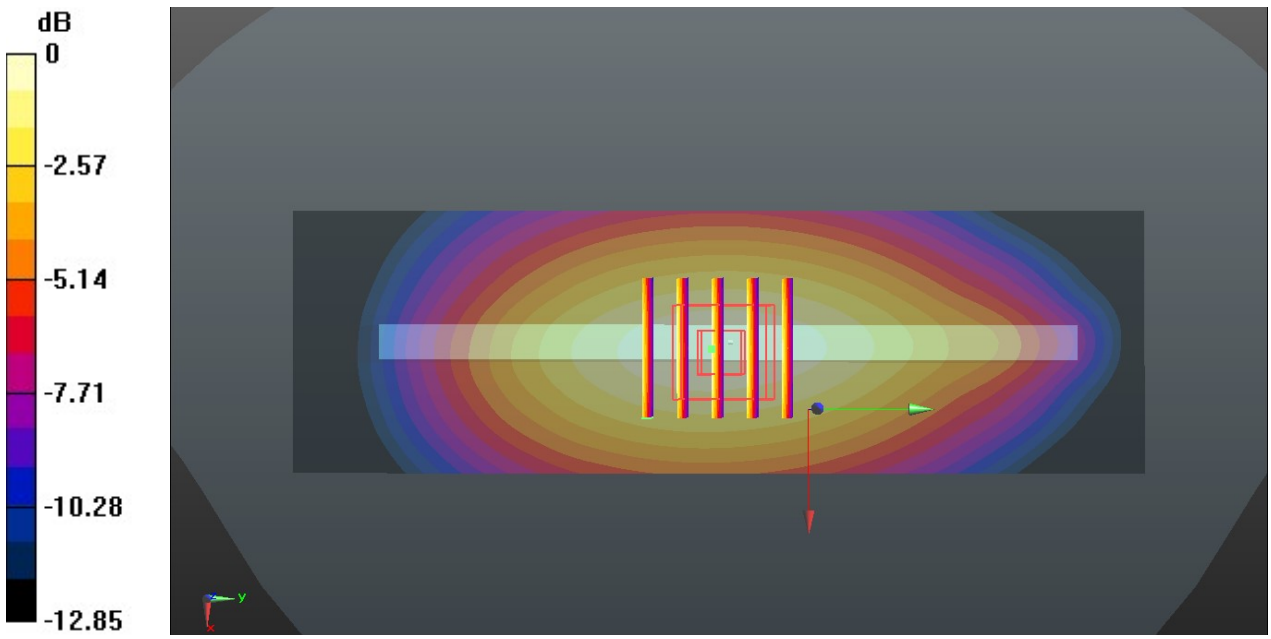

0 dB = 0.718 W/kg = -1.44 dBW/kg

24_LTE Band 30_10M_QPSK_1RB_0Offset_Back_10mm_Ch27710

Communication System: UID 0, LTE-FDD (0); Frequency: 2310 MHz;Duty Cycle: 1:1
Medium: HSL_2300 Medium parameters used: f = 2310 MHz; σ = 1.66 S/m; ε_r = 41.03; ρ = 1000 kg/m^3
Ambient Temperature：23.3 °C; Liquid Temperature：22.6 °C

DASY5 Configuration:
- Probe: EX3DV4 - SN3976; ConvF(7.89, 7.89, 7.89); Calibrated: 2020.1.27
- Sensor-Surface: 1.4mm (Mechanical Surface Detection)
- Electronics: DAE4 Sn1338; Calibrated: 2019.11.20
- Phantom: SAM1; Type: SAM; Serial: TP-1503
- Measurement SW: DASY52, Version 52.10 (4); SEMCAD X Version 14.6.14 (7483)

Area Scan (91x81x1): Interpolated grid: dx=1.200 mm, dy=1.200 mm
Maximum value of SAR (interpolated) = 1.25 W/kg

Zoom Scan (7x7x7)/Cube 0: Measurement grid: dx=5mm, dy=5mm, dz=5mm
Reference Value = 15.54 V/m; Power Drift = -0.08 dB
Peak SAR (extrapolated) = 1.48 W/kg
SAR(1 g) = 0.776 W/kg; SAR(10 g) = 0.440 W/kg
Maximum value of SAR (measured) = 1.19 W/kg

Zoom Scan (7x7x7)/Cube 1: Measurement grid: dx=5mm, dy=5mm, dz=5mm
Reference Value = 15.54 V/m; Power Drift = -0.08 dB
Peak SAR (extrapolated) = 1.03 W/kg
SAR(1 g) = 0.589 W/kg; SAR(10 g) = 0.358 W/kg
Maximum value of SAR (measured) = 0.857 W/kg

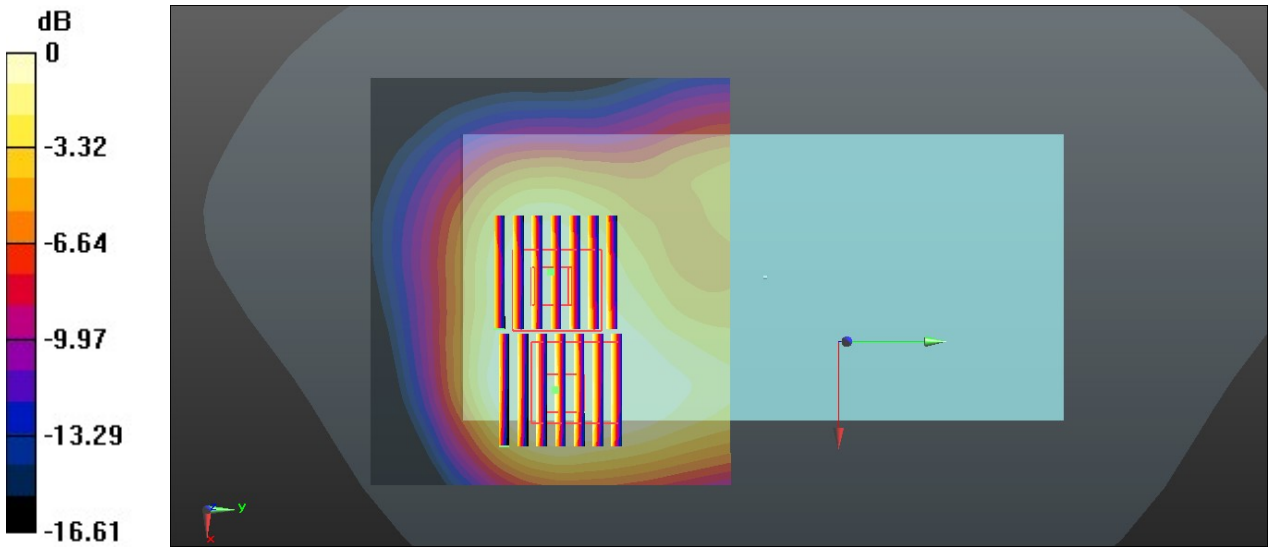

0 dB = 0.857 W/kg = -0.67 dBW/kg

Test Laboratory: Sporton International Inc. SAR/HAC Testing Lab Date: 2020.8.19

25_WLAN 2.4GHz_802.11b_Back_10mm_Ant1_Ch6

Communication System: UID 0, 802.11b (0); Frequency: 2437 MHz;Duty Cycle: 1:1
Medium: HSL_2450 Medium parameters used: f = 2437 MHz; σ = 1.841 S/m; ε_r = 38.573; ρ = 1000 kg/m^3
Ambient Temperature：23.3 °C; Liquid Temperature：22.7 °C

DASY5 Configuration:
- Probe: EX3DV4 - SN3976; ConvF(7.74, 7.74, 7.74); Calibrated: 2020.1.27
- Sensor-Surface: 1.4mm (Mechanical Surface Detection)
- Electronics: DAE4 Sn1338; Calibrated: 2019.11.20
- Phantom: SAM1; Type: SAM; Serial: TP-1503
- Measurement SW: DASY52, Version 52.10 (4); SEMCAD X Version 14.6.14 (7483)

Area Scan (91x81x1): Interpolated grid: dx=1.200 mm, dy=1.200 mm
Maximum value of SAR (interpolated) = 0.232 W/kg

Zoom Scan (7x7x7)/Cube 0: Measurement grid: dx=5mm, dy=5mm, dz=5mm
Reference Value = 4.398 V/m; Power Drift = -0.09 dB
Peak SAR (extrapolated) = 0.293 W/kg
SAR(1 g) = 0.128 W/kg; SAR(10 g) = 0.063 W/kg
Maximum value of SAR (measured) = 0.214 W/kg

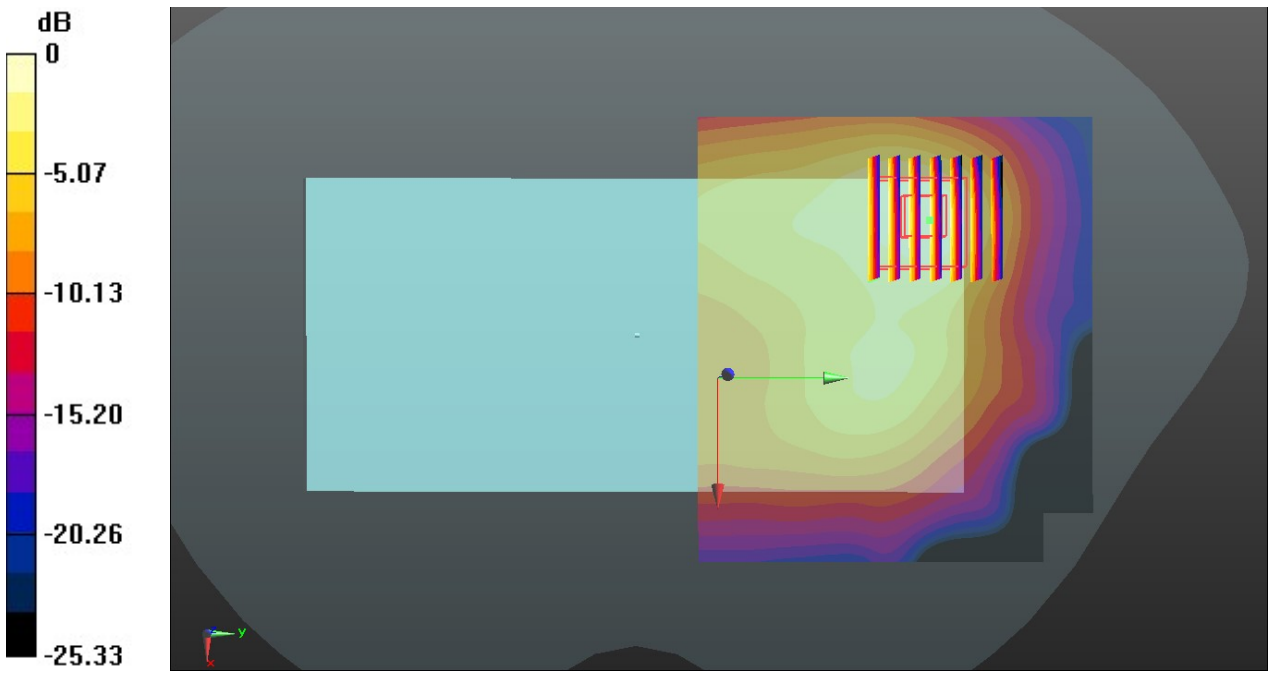

0 dB = 0.214 W/kg = -6.70 dBW/kg

Test Laboratory: Sporton International Inc. SAR/HAC Testing Lab Date: 2020.8.19

26_Bluetooth_1Mbps_Back_10mm_Ant1_Ch78

Communication System: UID 0, Bluetooth (0); Frequency: 2480 MHz;Duty Cycle: 1:1.3
Medium: HSL_2450 Medium parameters used: f = 2480 MHz; σ = 1.892 S/m; ε_r = 38.429; ρ = 1000 kg/m^3
Ambient Temperature：23.3 °C; Liquid Temperature：22.7 °C

DASY5 Configuration:
- Probe: EX3DV4 - SN3976; ConvF(7.74, 7.74, 7.74); Calibrated: 2020.1.27
- Sensor-Surface: 1.4mm (Mechanical Surface Detection)
- Electronics: DAE4 Sn1338; Calibrated: 2019.11.20
- Phantom: SAM1; Type: SAM; Serial: TP-1503
- Measurement SW: DASY52, Version 52.10 (4); SEMCAD X Version 14.6.14 (7483)

Area Scan (91x81x1): Interpolated grid: dx=1.200 mm, dy=1.200 mm
Maximum value of SAR (interpolated) = 0.104 W/kg

Zoom Scan (7x7x7)/Cube 0: Measurement grid: dx=5mm, dy=5mm, dz=5mm
Reference Value = 2.372 V/m; Power Drift = 0.03 dB
Peak SAR (extrapolated) = 0.131 W/kg
SAR(1 g) = 0.058 W/kg; SAR(10 g) = 0.027 W/kg
Maximum value of SAR (measured) = 0.0969 W/kg

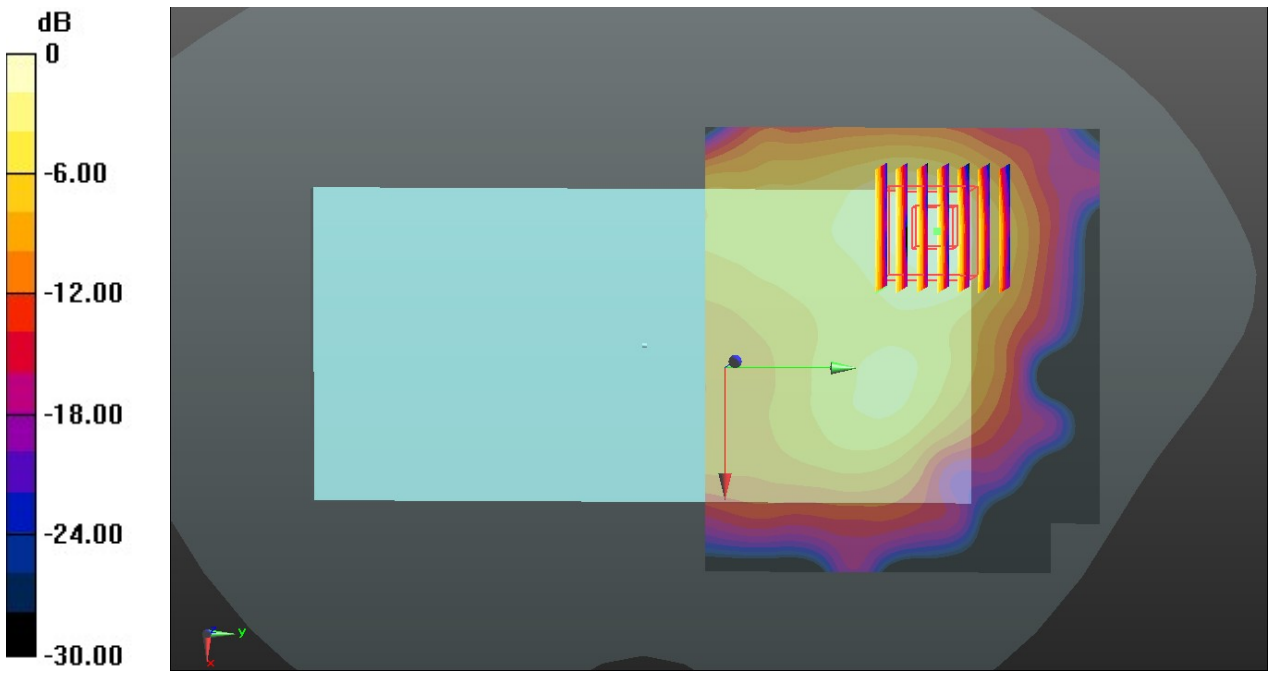

0 dB = 0.0969 W/kg = -10.14 dBW/kg

27_GSM850_GPRS(2 Tx slots)_Back_10mm_Ch189

Communication System: UID 0, GSM850 (0); Frequency: 836.4 MHz;Duty Cycle: 1:4.15
Medium: HSL_835 Medium parameters used: f = 836.4 MHz; σ = 0.906 S/m; ε_r = 41.299; ρ = 1000 kg/m^3
Ambient Temperature：23.3 °C; Liquid Temperature：22.8 °C

DASY5 Configuration:
- Probe: EX3DV4 - SN3976; ConvF(10.16, 10.16, 10.16); Calibrated: 2020.1.27
- Sensor-Surface: 1.4mm (Mechanical Surface Detection)
- Electronics: DAE4 Sn1338; Calibrated: 2019.11.20
- Phantom: SAM1; Type: SAM; Serial: TP-1503
- Measurement SW: DASY52, Version 52.10 (4); SEMCAD X Version 14.6.14 (7483)

Area Scan (71x131x1): Interpolated grid: dx=1.500 mm, dy=1.500 mm
Maximum value of SAR (interpolated) = 0.549 W/kg

Zoom Scan (5x5x7)/Cube 0: Measurement grid: dx=8mm, dy=8mm, dz=5mm
Reference Value = 20.74 V/m; Power Drift = 0.09 dB
Peak SAR (extrapolated) = 0.706 W/kg
SAR(1 g) = 0.376 W/kg; SAR(10 g) = 0.210 W/kg
Maximum value of SAR (measured) = 0.565 W/kg

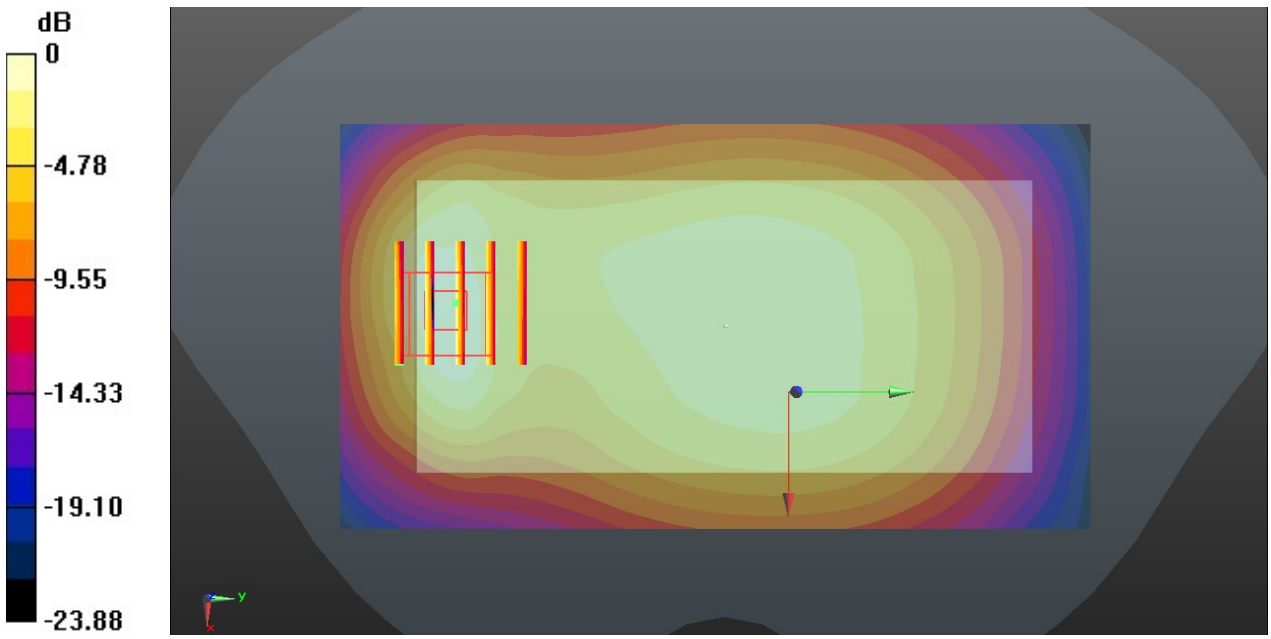

0 dB = 0.565 W/kg = -2.48 dBW/kg

Test Laboratory: Sporton International Inc. SAR/HAC Testing Lab Date: 2020.8.17

28_GSM1900_GPRS(1 Tx slots)_Back_10mm_Ch661

Communication System: UID 0, PCS (0); Frequency: 1880 MHz;Duty Cycle: 1:8.3
Medium: HSL_1900 Medium parameters used: f = 1880 MHz; σ = 1.381 S/m; ε_r = 39.195; ρ = 1000 kg/m^3
Ambient Temperature：23.2 °C; Liquid Temperature：22.7 °C

DASY5 Configuration:
- Probe: EX3DV4 - SN3976; ConvF(8.33, 8.33, 8.33); Calibrated: 2020.1.27
- Sensor-Surface: 1.4mm (Mechanical Surface Detection)
- Electronics: DAE4 Sn1338; Calibrated: 2019.11.20
- Phantom: SAM1; Type: SAM; Serial: TP-1503
- Measurement SW: DASY52, Version 52.10 (4); SEMCAD X Version 14.6.14 (7483)

Area Scan (71x131x1): Interpolated grid: dx=1.500 mm, dy=1.500 mm
Maximum value of SAR (interpolated) = 0.441 W/kg

Zoom Scan (5x5x7)/Cube 0: Measurement grid: dx=8mm, dy=8mm, dz=5mm
Reference Value = 10.31 V/m; Power Drift = -0.17 dB
Peak SAR (extrapolated) = 0.543 W/kg
SAR(1 g) = 0.288 W/kg; SAR(10 g) = 0.161 W/kg
Maximum value of SAR (measured) = 0.411 W/kg

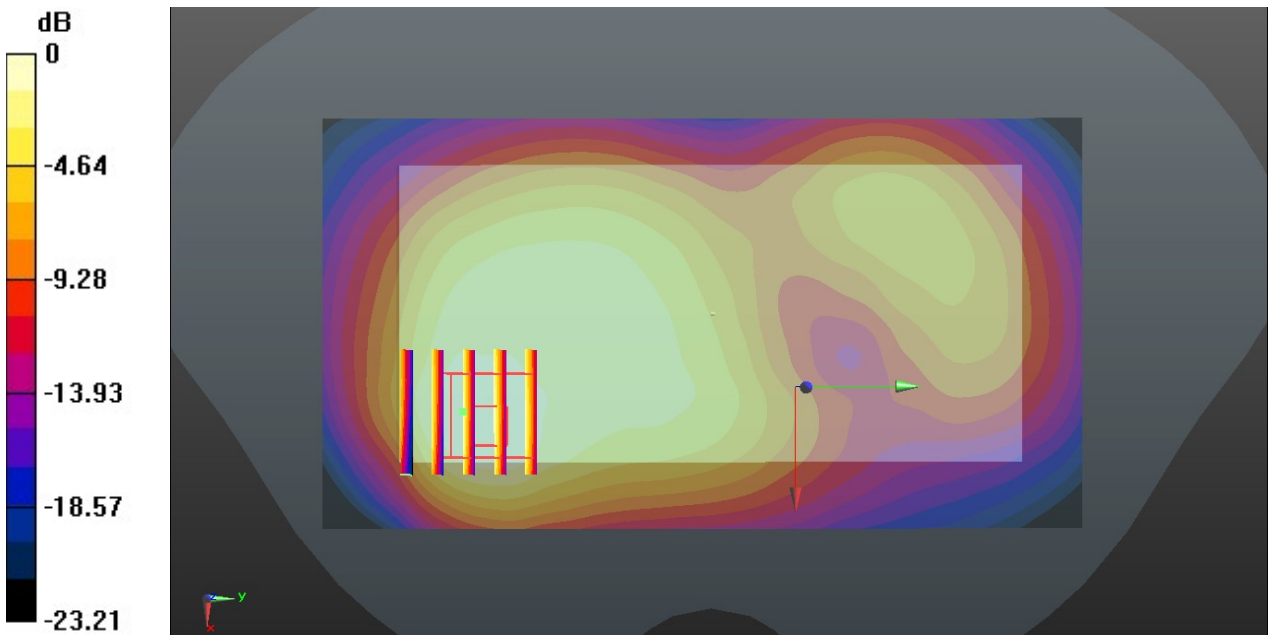

0 dB = 0.411 W/kg = -3.86 dBW/kg

29_WCDMA II_RMC 12.2Kbps_Back_10mm_Ch9538

Communication System: UID 0, WCDMA (0); Frequency: 1907.6 MHz;Duty Cycle: 1:1
Medium: HSL_1900 Medium parameters used: f = 1908 MHz; σ = 1.411 S/m; ε_r = 39.055; ρ = 1000 kg/m^3
Ambient Temperature：23.2 °C; Liquid Temperature：22.7 °C

DASY5 Configuration:
- Probe: EX3DV4 - SN3976; ConvF(8.33, 8.33, 8.33); Calibrated: 2020.1.27
- Sensor-Surface: 1.4mm (Mechanical Surface Detection)
- Electronics: DAE4 Sn1338; Calibrated: 2019.11.20
- Phantom: SAM1; Type: SAM; Serial: TP-1503
- Measurement SW: DASY52, Version 52.10 (4); SEMCAD X Version 14.6.14 (7483)

Area Scan (71x61x1): Interpolated grid: dx=1.500 mm, dy=1.500 mm
Maximum value of SAR (interpolated) = 1.47 W/kg

Zoom Scan (5x5x7)/Cube 0: Measurement grid: dx=8mm, dy=8mm, dz=5mm
Reference Value = 18.00 V/m; Power Drift = -0.15 dB
Peak SAR (extrapolated) = 1.72 W/kg
SAR(1 g) = 0.867 W/kg; SAR(10 g) = 0.476 W/kg
Maximum value of SAR (measured) = 1.35 W/kg

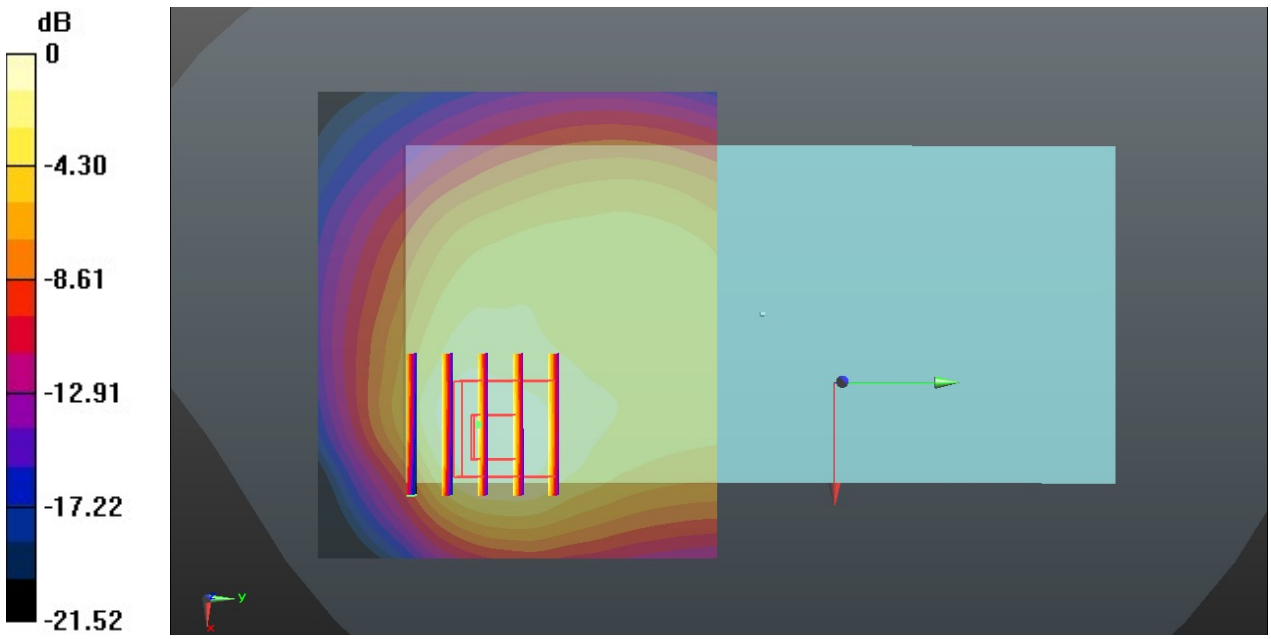

0 dB = 1.35 W/kg = 1.30 dBW/kg