GSM1900 (GSM)	GSM1900 (EDGE class 8)
Lowest Channel	**Lowest Channel**
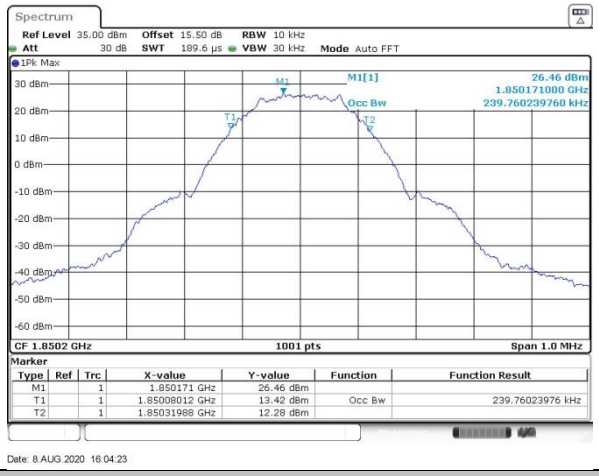	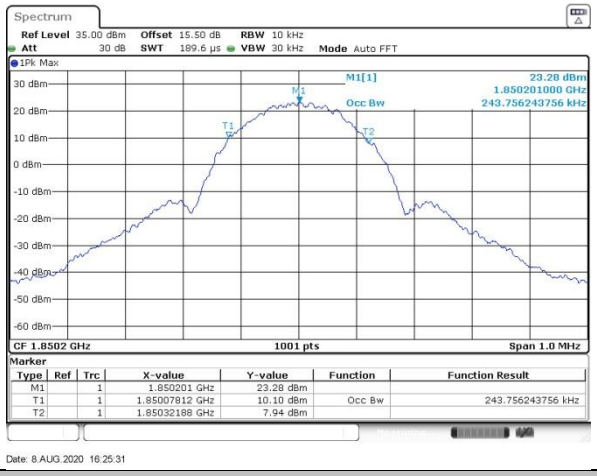
Middle Channel	**Middle Channel**
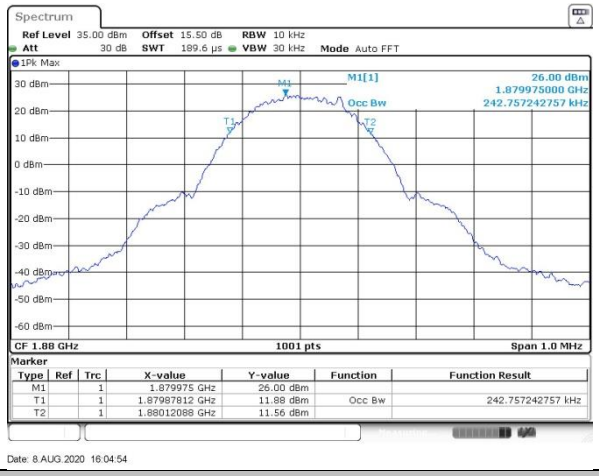	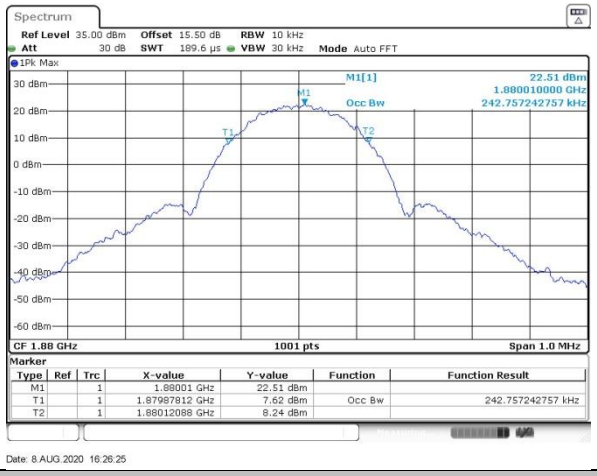
Highest Channel	**Highest Channel**
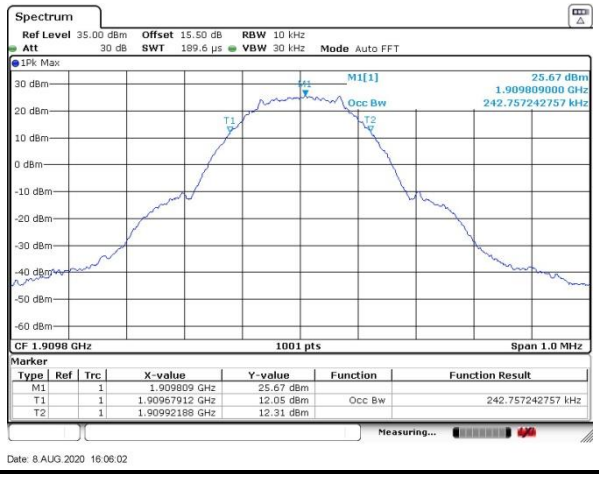	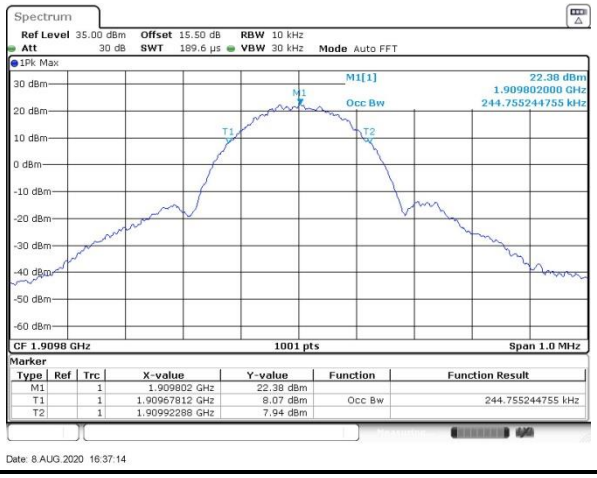

WCDMA Band V (RMC 12.2Kbps)	WCDMA Band II (RMC 12.2Kbps)
Lowest Channel	**Lowest Channel**
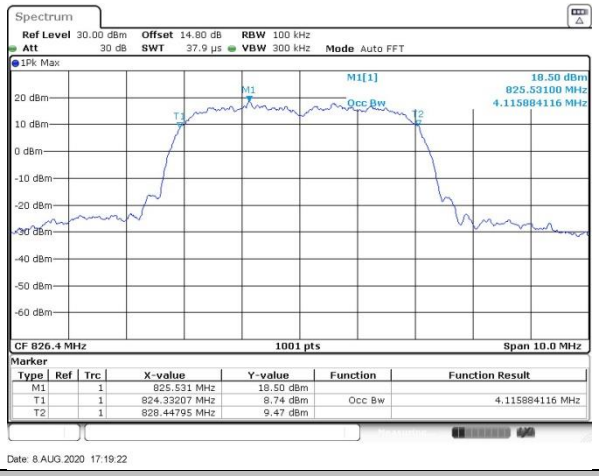	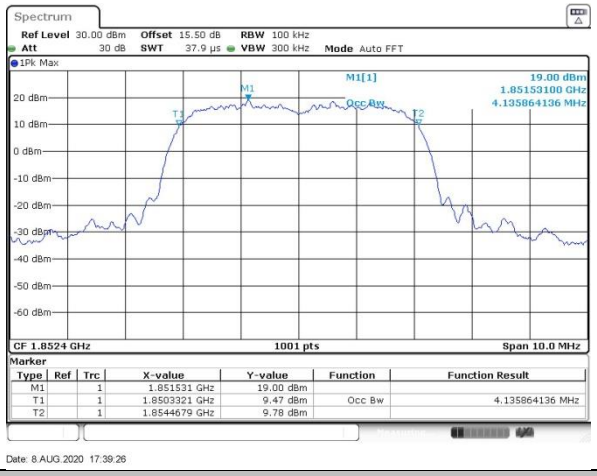
Middle Channel	**Middle Channel**
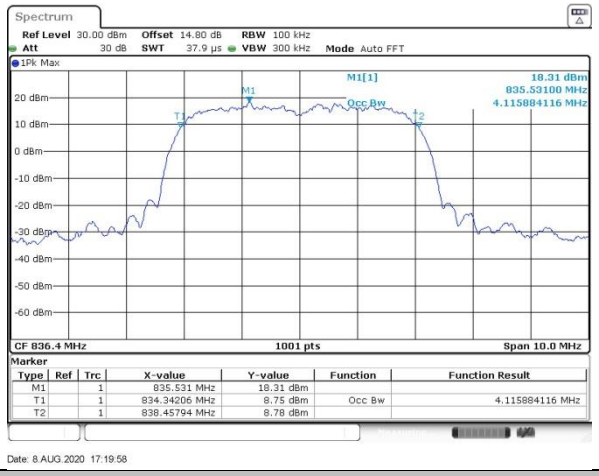	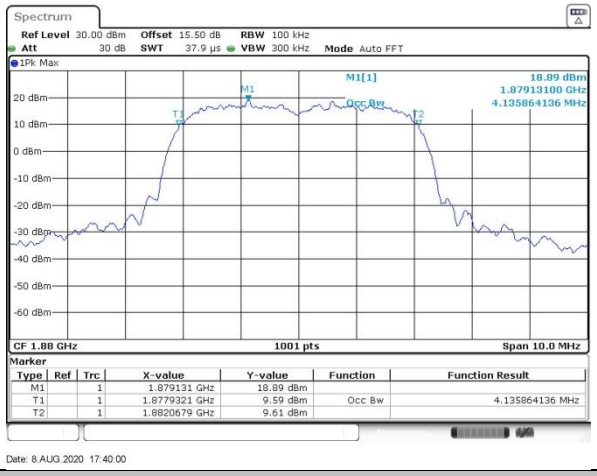
Highest Channel	**Highest Channel**
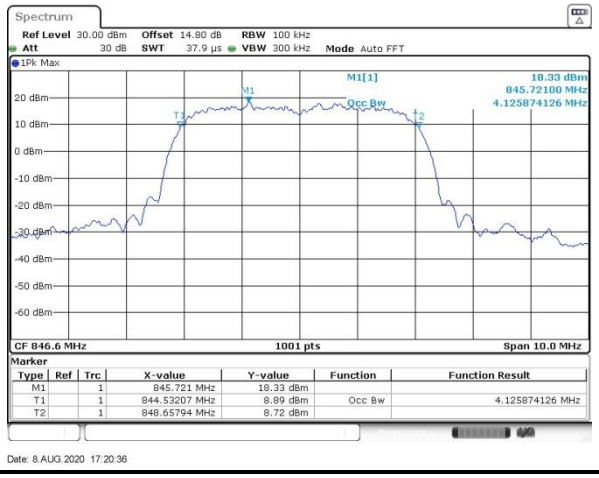	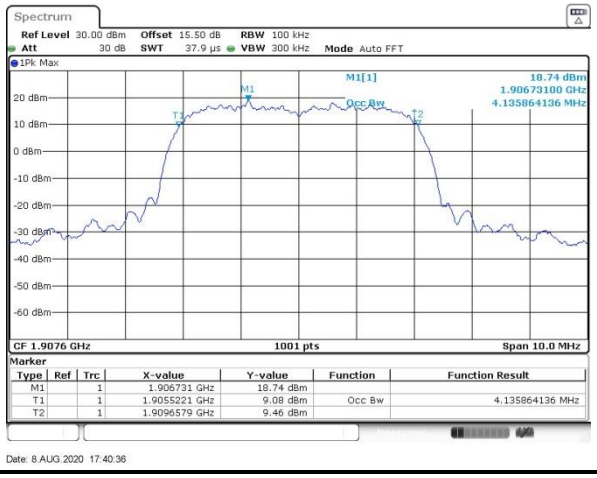

WCDMA Band IV (RMC 12.2Kbps)

Lowest Channel

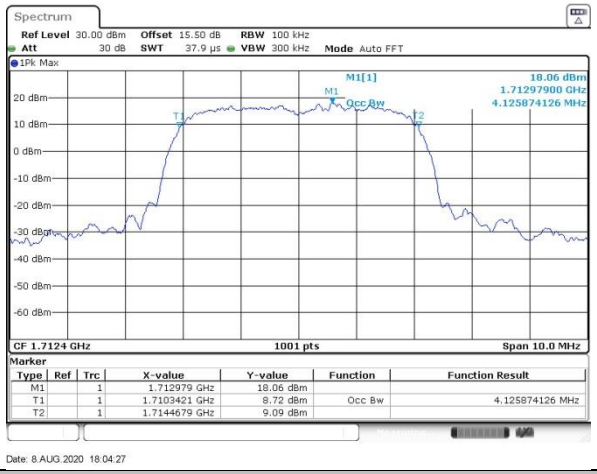

Middle Channel

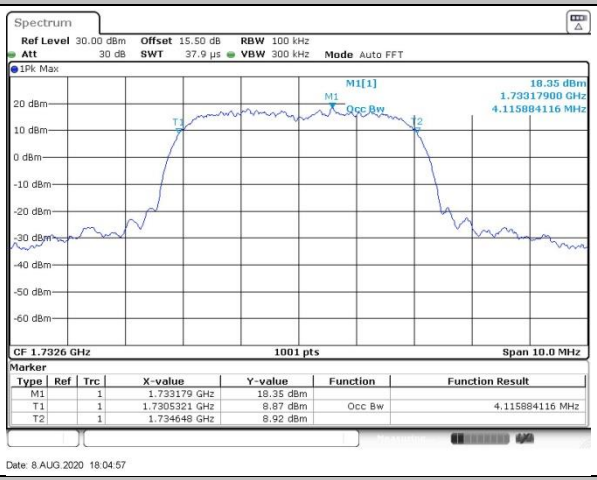

Highest Channel

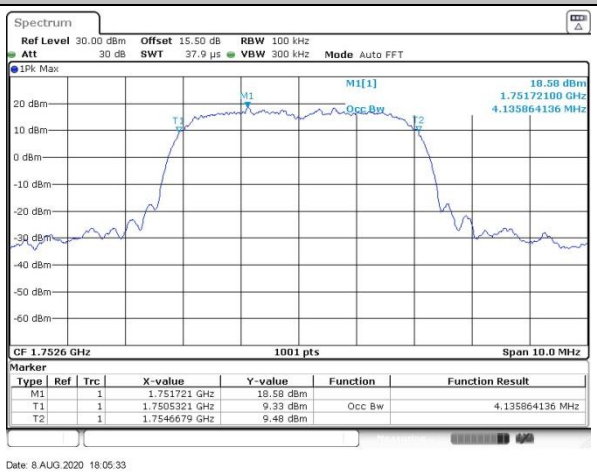

Conducted Band Edge

GSM850 (GSM)

Lowest Band Edge

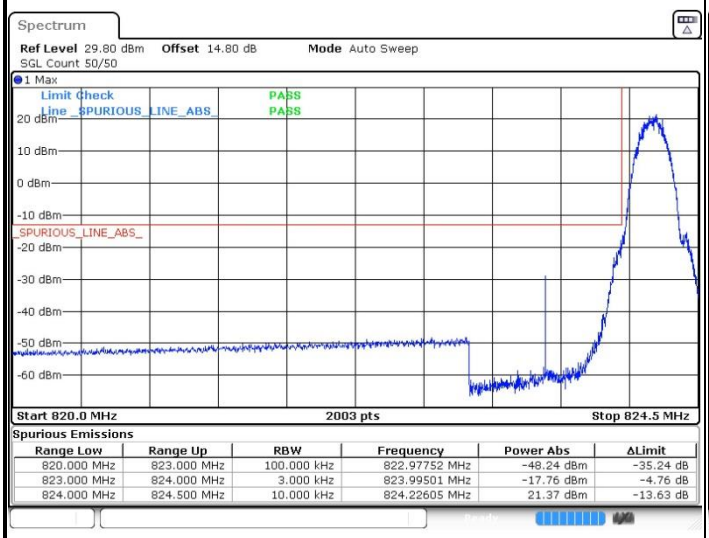

Spurious Emissions

Range Low	Range Up	RBW	Frequency	Power Abs	ΔLimit
820.000 MHz	823.000 MHz	100.000 kHz	822.97752 MHz	-48.24 dBm	-35.24 dB
823.000 MHz	824.000 MHz	3.000 kHz	823.99501 MHz	-17.76 dBm	-4.76 dB
824.000 MHz	824.500 MHz	10.000 kHz	824.22605 MHz	21.37 dBm	-13.63 dB

Date: 8.AUG.2020 15:10:02

Highest Band Edge

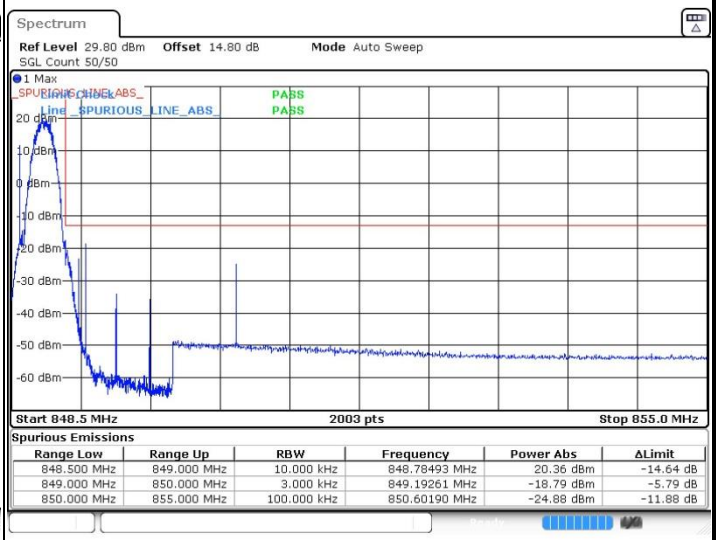

Spurious Emissions

Range Low	Range Up	RBW	Frequency	Power Abs	ΔLimit
848.500 MHz	849.000 MHz	10.000 kHz	848.78493 MHz	20.36 dBm	-14.64 dB
849.000 MHz	850.000 MHz	3.000 kHz	849.19261 MHz	-18.79 dBm	-5.79 dB
850.000 MHz	855.000 MHz	100.000 kHz	850.60190 MHz	-24.88 dBm	-11.88 dB

Date: 8.AUG.2020 15:11:52

GSM850 (EDGE class 8)

Lowest Band Edge

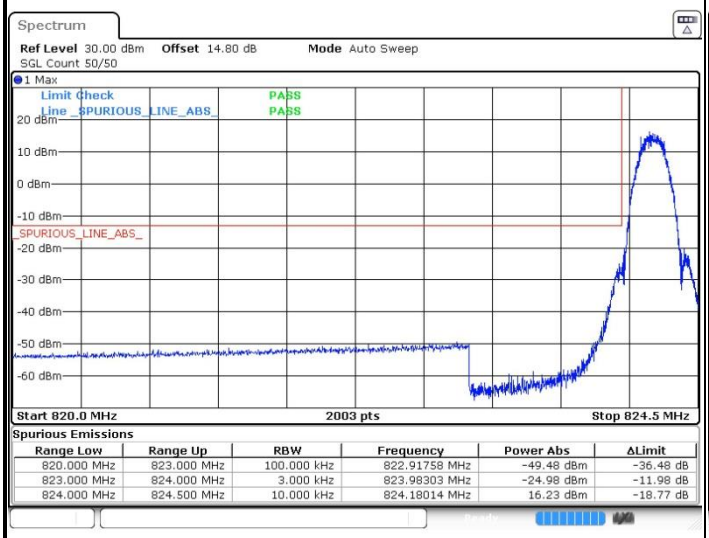

Spurious Emissions

Range Low	Range Up	RBW	Frequency	Power Abs	ΔLimit
820.000 MHz	823.000 MHz	100.000 kHz	822.91758 MHz	-49.48 dBm	-36.48 dB
823.000 MHz	824.000 MHz	3.000 kHz	823.98303 MHz	-24.98 dBm	-11.98 dB
824.000 MHz	824.500 MHz	10.000 kHz	824.18014 MHz	16.23 dBm	-18.77 dB

Date: 8.AUG.2020 15:27:21

Highest Band Edge

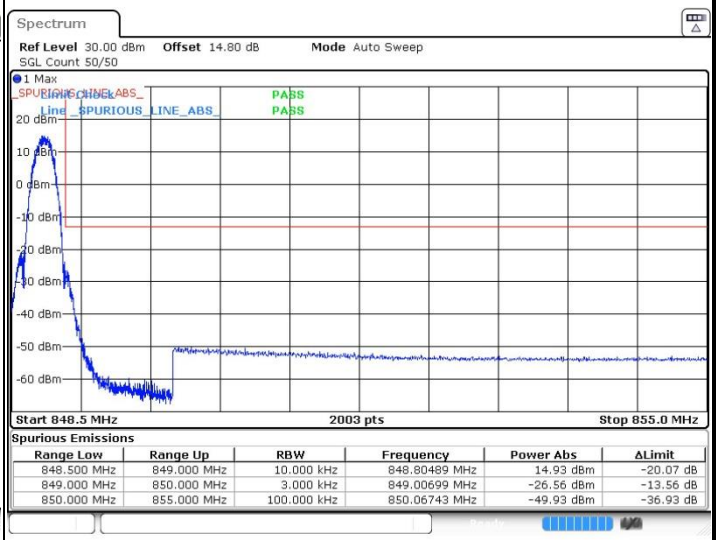

Spurious Emissions

Range Low	Range Up	RBW	Frequency	Power Abs	ΔLimit
848.500 MHz	849.000 MHz	10.000 kHz	848.80489 MHz	14.93 dBm	-20.07 dB
849.000 MHz	850.000 MHz	3.000 kHz	849.00699 MHz	-26.56 dBm	-13.56 dB
850.000 MHz	855.000 MHz	100.000 kHz	850.06743 MHz	-49.93 dBm	-36.93 dB

Date: 8.AUG.2020 15:30:46

GSM1900 (GSM)

Lowest Band Edge

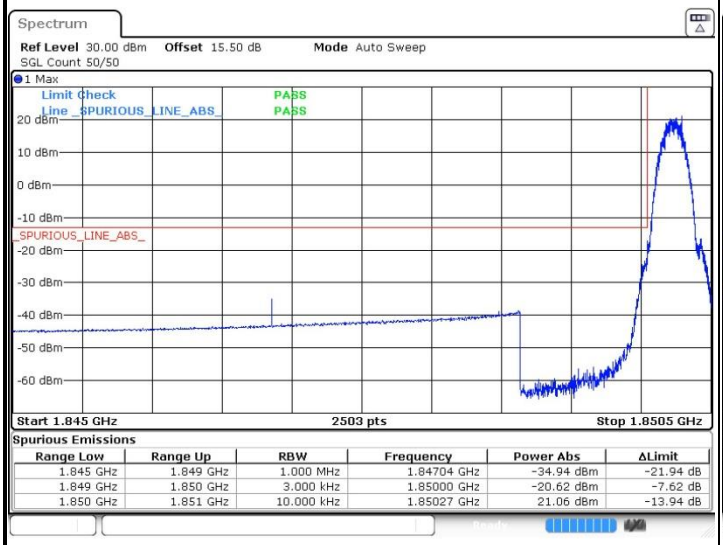

Spurious Emissions

Range Low	Range Up	RBW	Frequency	Power Abs	ΔLimit
1.845 GHz	1.849 GHz	1.000 MHz	1.84704 GHz	-34.94 dBm	-21.94 dB
1.849 GHz	1.850 GHz	3.000 kHz	1.85000 GHz	-20.62 dBm	-7.62 dB
1.850 GHz	1.851 GHz	10.000 kHz	1.85027 GHz	21.06 dBm	-13.94 dB

Date: 8.AUG.2020 16:08:03

Highest Band Edge

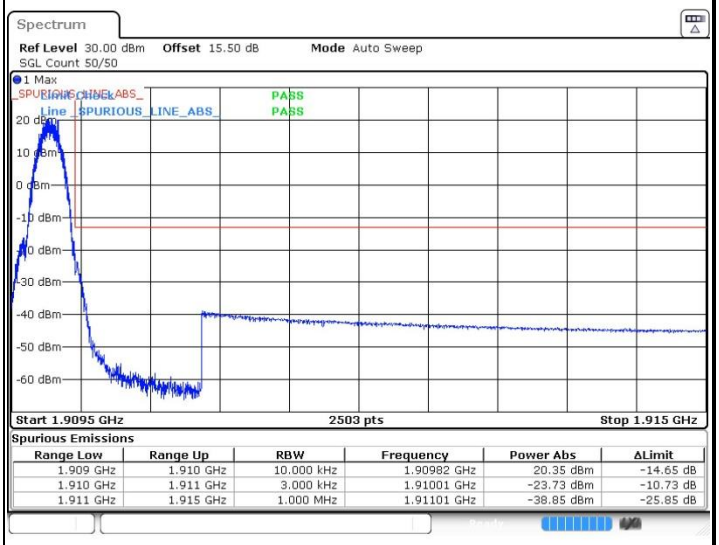

Spurious Emissions

Range Low	Range Up	RBW	Frequency	Power Abs	ΔLimit
1.909 GHz	1.910 GHz	10.000 kHz	1.90982 GHz	20.35 dBm	-14.65 dB
1.910 GHz	1.911 GHz	3.000 kHz	1.91001 GHz	-23.73 dBm	-10.73 dB
1.911 GHz	1.915 GHz	1.000 MHz	1.91101 GHz	-38.85 dBm	-25.85 dB

Date: 8.AUG.2020 16:09:35

GSM1900 (EDGE class 8)

Lowest Band Edge

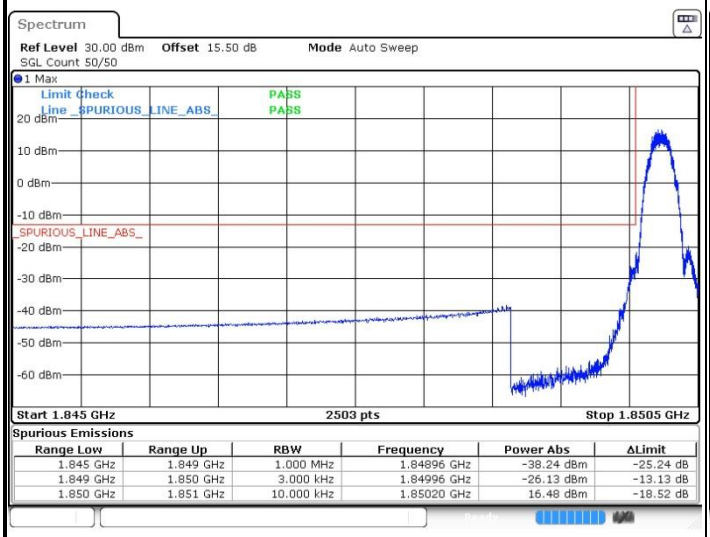

Spurious Emissions

Range Low	Range Up	RBW	Frequency	Power Abs	ΔLimit
1.845 GHz	1.849 GHz	1.000 MHz	1.84896 GHz	-38.24 dBm	-25.24 dB
1.849 GHz	1.850 GHz	3.000 kHz	1.84996 GHz	-26.13 dBm	-13.13 dB
1.850 GHz	1.851 GHz	10.000 kHz	1.85020 GHz	16.48 dBm	-18.52 dB

Date: 8.AUG.2020 16:38:54

Highest Band Edge

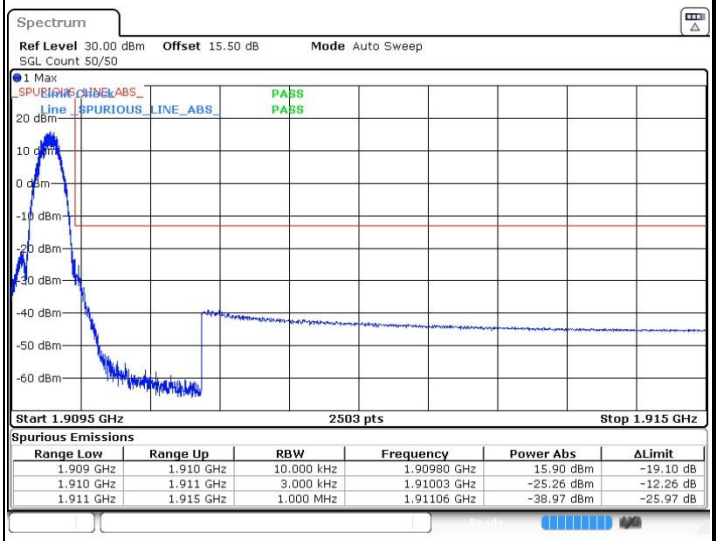

Spurious Emissions

Range Low	Range Up	RBW	Frequency	Power Abs	ΔLimit
1.909 GHz	1.910 GHz	10.000 kHz	1.90980 GHz	15.90 dBm	-19.10 dB
1.910 GHz	1.911 GHz	3.000 kHz	1.91003 GHz	-25.26 dBm	-12.26 dB
1.911 GHz	1.915 GHz	1.000 MHz	1.91106 GHz	-38.97 dBm	-25.97 dB

Date: 8.AUG.2020 16:40:22

WCDMA Band V (RMC 12.2Kbps)

Lowest Band Edge

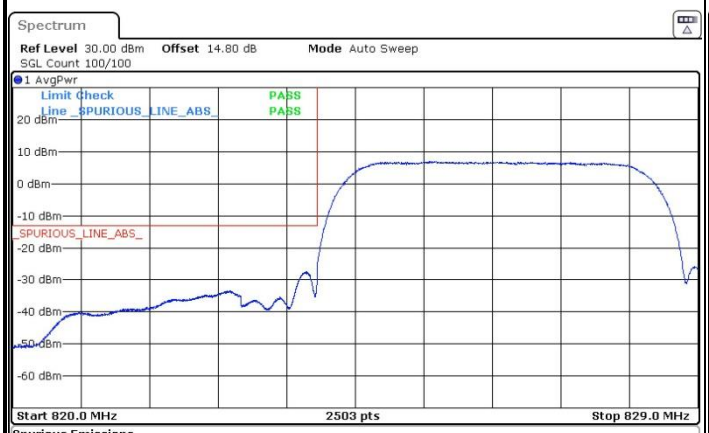

Spurious Emissions

Range Low	Range Up	RBW	Frequency	Power Abs	ΔLimit
820.000 MHz	823.000 MHz	100.000 kHz	822.85465 MHz	-33.43 dBm	-20.43 dB
823.000 MHz	824.000 MHz	50.000 kHz	823.86128 MHz	-27.50 dBm	-14.50 dB
824.000 MHz	829.000 MHz	100.000 kHz	825.48102 MHz	6.93 dBm	-28.07 dB

Date: 8.AUG.2020 17:23:48

Highest Band Edge

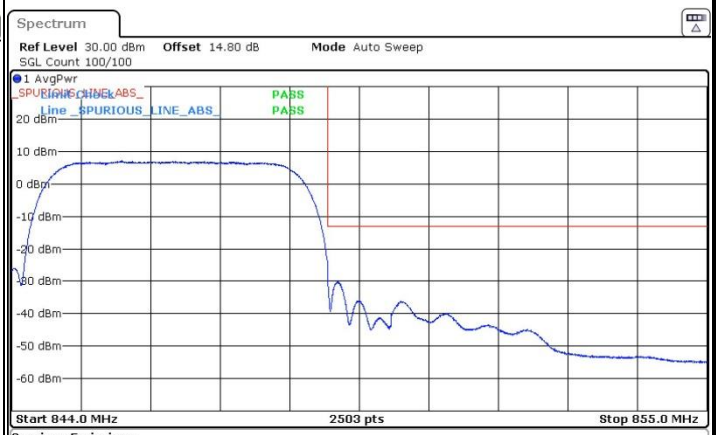

Spurious Emissions

Range Low	Range Up	RBW	Frequency	Power Abs	ΔLimit
844.000 MHz	849.000 MHz	100.000 kHz	845.74076 MHz	7.12 dBm	-27.88 dB
849.000 MHz	850.000 MHz	50.000 kHz	849.15269 MHz	-30.15 dBm	-17.15 dB
850.000 MHz	855.000 MHz	100.000 kHz	850.15734 MHz	-36.21 dBm	-23.21 dB

Date: 8.AUG.2020 17:26:40

WCDMA Band II (RMC 12.2Kbps)

Lowest Band Edge

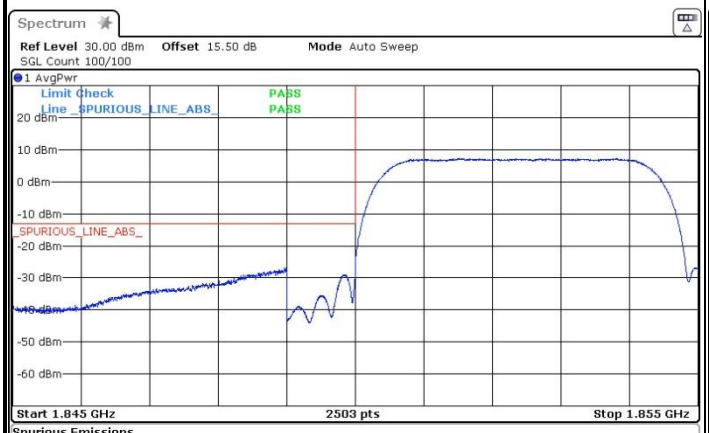

Spurious Emissions

Range Low	Range Up	RBW	Frequency	Power Abs	ΔLimit
1.845 GHz	1.849 GHz	1.000 MHz	1.84899 GHz	-26.89 dBm	-13.89 dB
1.849 GHz	1.850 GHz	50.000 kHz	1.84985 GHz	-29.06 dBm	-16.06 dB
1.850 GHz	1.855 GHz	100.000 kHz	1.85151 GHz	7.35 dBm	-27.65 dB

Date: 8.AUG.2020 17:43:34

Highest Band Edge

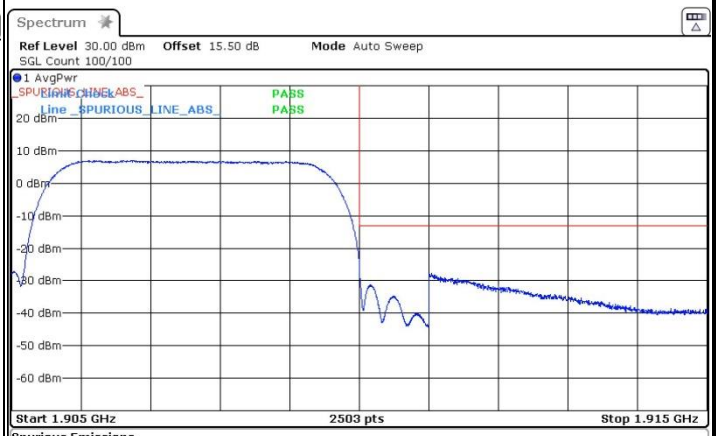

Spurious Emissions

Range Low	Range Up	RBW	Frequency	Power Abs	ΔLimit
1.905 GHz	1.910 GHz	100.000 kHz	1.90674 GHz	7.06 dBm	-27.94 dB
1.910 GHz	1.911 GHz	50.000 kHz	1.91000 GHz	-28.18 dBm	-15.18 dB
1.911 GHz	1.915 GHz	1.000 MHz	1.91104 GHz	-27.79 dBm	-14.79 dB

Date: 8.AUG.2020 17:46:24

WCDMA Band IV (RMC 12.2Kbps)	
Lowest Band Edge	**Highest Band Edge**

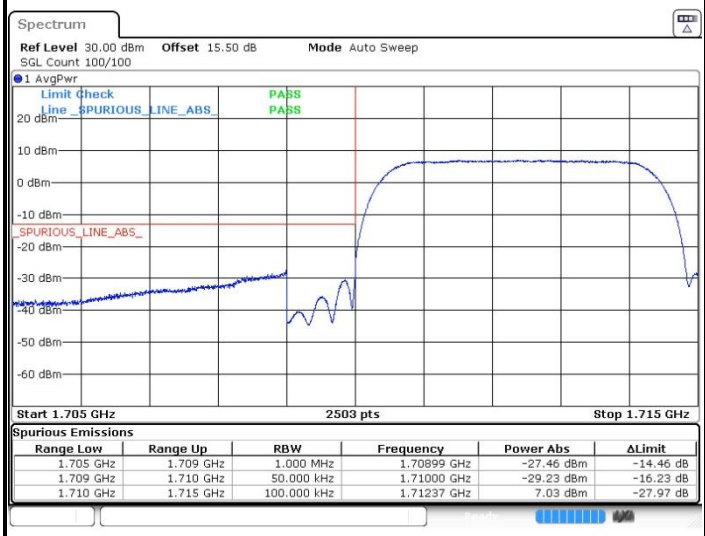

Spurious Emissions

Range Low	Range Up	RBW	Frequency	Power Abs	ΔLimit
1.705 GHz	1.709 GHz	1.000 MHz	1.70899 GHz	-27.46 dBm	-14.46 dB
1.709 GHz	1.710 GHz	50.000 kHz	1.71000 GHz	-29.23 dBm	-16.23 dB
1.710 GHz	1.715 GHz	100.000 kHz	1.71237 GHz	7.03 dBm	-27.97 dB

Date: 8.AUG.2020 18:10:49

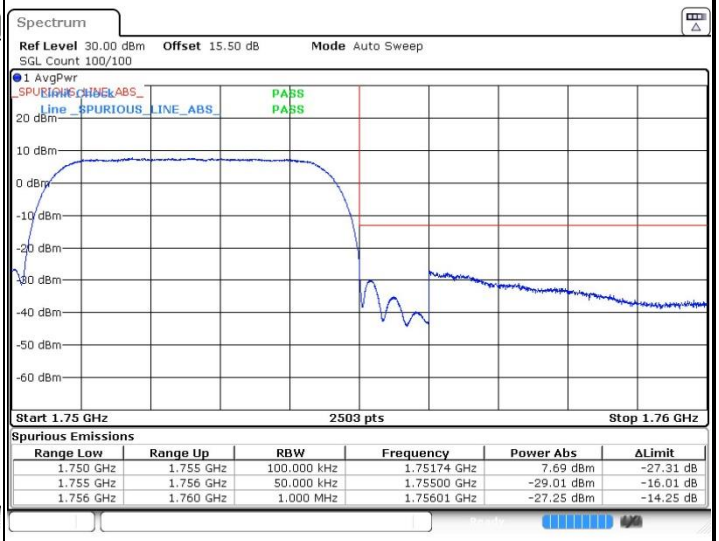

Spurious Emissions

Range Low	Range Up	RBW	Frequency	Power Abs	ΔLimit
1.750 GHz	1.755 GHz	100.000 kHz	1.75174 GHz	7.69 dBm	-27.31 dB
1.755 GHz	1.756 GHz	50.000 kHz	1.75500 GHz	-29.01 dBm	-16.01 dB
1.756 GHz	1.760 GHz	1.000 MHz	1.75601 GHz	-27.25 dBm	-14.25 dB

Date: 8.AUG.2020 18:13:33

Conducted Spurious Emission

GSM850 (GSM)

Lowest Channel

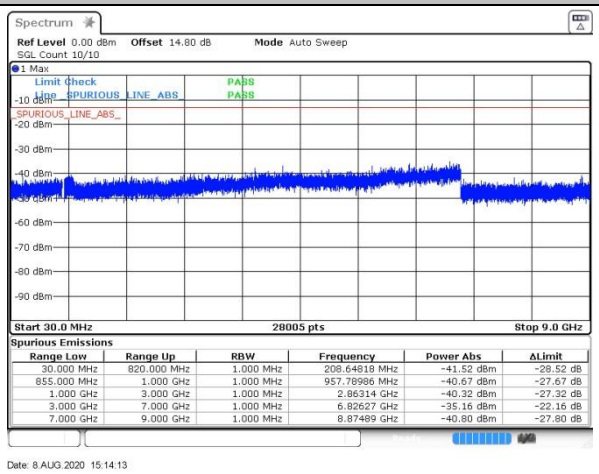

Spurious Emissions

Range Low	Range Up	RBW	Frequency	Power Abs	ΔLimit
30.000 MHz	820.000 MHz	1.000 MHz	208.64818 MHz	-41.52 dBm	-28.52 dB
855.000 MHz	1.000 GHz	1.000 MHz	957.78986 MHz	-40.67 dBm	-27.67 dB
1.000 GHz	3.000 GHz	1.000 MHz	2.86314 GHz	-40.32 dBm	-27.32 dB
3.000 GHz	7.000 GHz	1.000 MHz	6.82627 GHz	-35.16 dBm	-22.16 dB
7.000 GHz	9.000 GHz	1.000 MHz	8.87489 GHz	-40.80 dBm	-27.80 dB

Date: 8.AUG.2020 15:14:13

Middle Channel

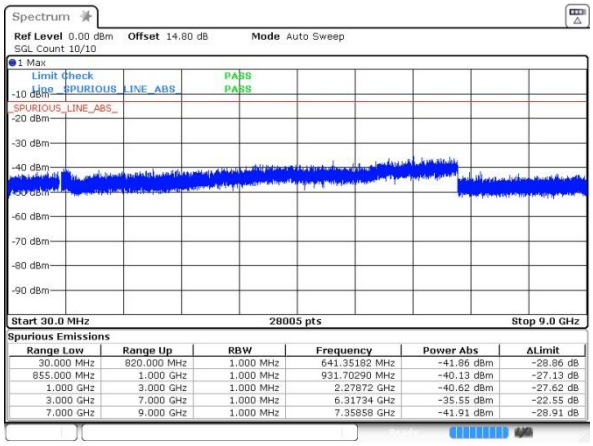

Spurious Emissions

Range Low	Range Up	RBW	Frequency	Power Abs	ΔLimit
30.000 MHz	820.000 MHz	1.000 MHz	641.35182 MHz	-41.86 dBm	-28.86 dB
855.000 MHz	1.000 GHz	1.000 MHz	931.70290 MHz	-40.13 dBm	-27.13 dB
1.000 GHz	3.000 GHz	1.000 MHz	2.27872 GHz	-40.62 dBm	-27.62 dB
3.000 GHz	7.000 GHz	1.000 MHz	6.31734 GHz	-35.55 dBm	-22.55 dB
7.000 GHz	9.000 GHz	1.000 MHz	7.35858 GHz	-41.91 dBm	-28.91 dB

Date: 8.AUG.2020 15:15:44

Highest Channel

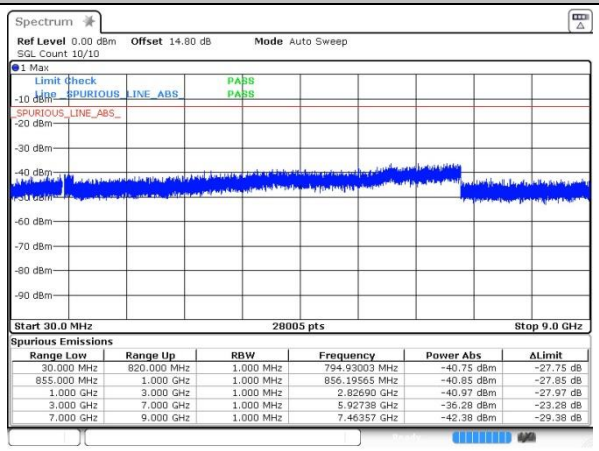

Spurious Emissions

Range Low	Range Up	RBW	Frequency	Power Abs	ΔLimit
30.000 MHz	820.000 MHz	1.000 MHz	794.93003 MHz	-40.75 dBm	-27.75 dB
855.000 MHz	1.000 GHz	1.000 MHz	856.19565 MHz	-40.85 dBm	-27.85 dB
1.000 GHz	3.000 GHz	1.000 MHz	2.82690 GHz	-40.97 dBm	-27.97 dB
3.000 GHz	7.000 GHz	1.000 MHz	5.92738 GHz	-36.28 dBm	-23.28 dB
7.000 GHz	9.000 GHz	1.000 MHz	7.46357 GHz	-42.38 dBm	-29.38 dB

Date: 8.AUG.2020 15:17:23

GSM850 (EDGE class 8)

Lowest Channel

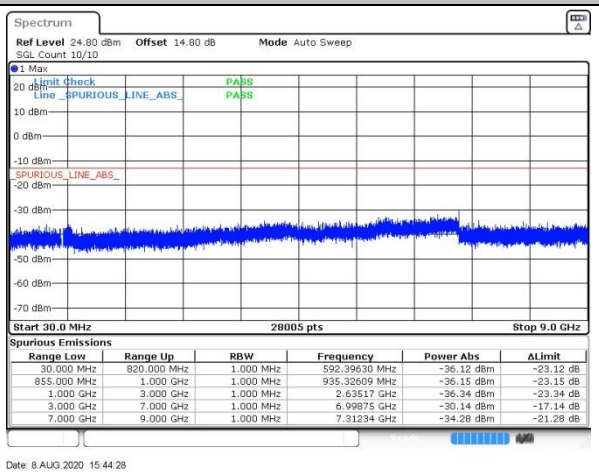

Spurious Emissions

Range Low	Range Up	RBW	Frequency	Power Abs	ΔLimit
30.000 MHz	820.000 MHz	1.000 MHz	592.39630 MHz	-36.12 dBm	-23.12 dB
855.000 MHz	1.000 GHz	1.000 MHz	935.32609 MHz	-36.15 dBm	-23.15 dB
1.000 GHz	3.000 GHz	1.000 MHz	2.63517 GHz	-36.34 dBm	-23.34 dB
3.000 GHz	7.000 GHz	1.000 MHz	6.99875 GHz	-30.14 dBm	-17.14 dB
7.000 GHz	9.000 GHz	1.000 MHz	7.31234 GHz	-34.28 dBm	-21.28 dB

Date: 8.AUG.2020 15:44:28

Middle Channel

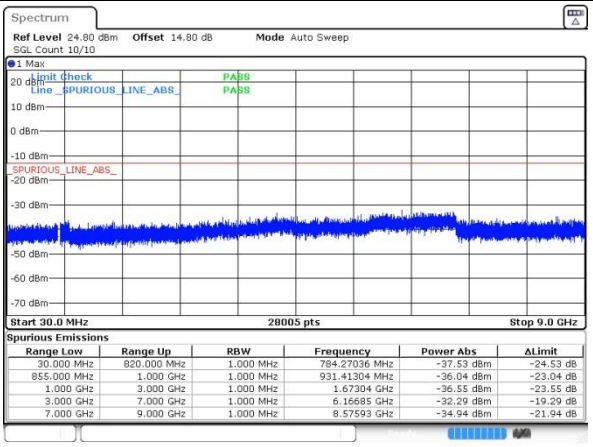

Spurious Emissions

Range Low	Range Up	RBW	Frequency	Power Abs	ΔLimit
30.000 MHz	820.000 MHz	1.000 MHz	784.27036 MHz	-37.53 dBm	-24.53 dB
855.000 MHz	1.000 GHz	1.000 MHz	931.41304 MHz	-36.04 dBm	-23.04 dB
1.000 GHz	3.000 GHz	1.000 MHz	1.67304 GHz	-36.55 dBm	-23.55 dB
3.000 GHz	7.000 GHz	1.000 MHz	6.16685 GHz	-32.29 dBm	-19.29 dB
7.000 GHz	9.000 GHz	1.000 MHz	8.57593 GHz	-34.94 dBm	-21.94 dB

Date: 8.AUG.2020 15:45:46

Highest Channel

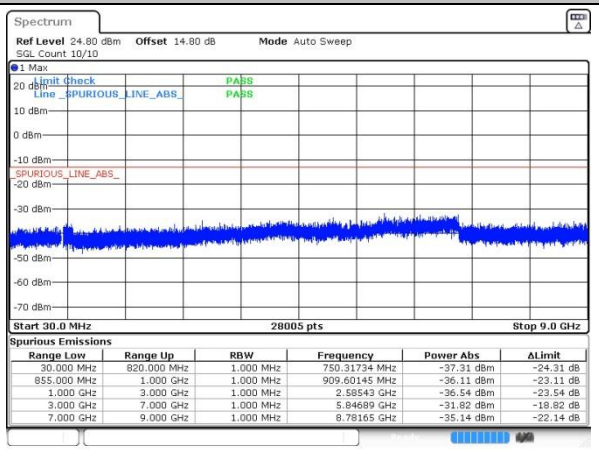

Spurious Emissions

Range Low	Range Up	RBW	Frequency	Power Abs	ΔLimit
30.000 MHz	820.000 MHz	1.000 MHz	750.31734 MHz	-37.31 dBm	-24.31 dB
855.000 MHz	1.000 GHz	1.000 MHz	909.60145 MHz	-36.11 dBm	-23.11 dB
1.000 GHz	3.000 GHz	1.000 MHz	2.58543 GHz	-36.54 dBm	-23.54 dB
3.000 GHz	7.000 GHz	1.000 MHz	5.84689 GHz	-31.82 dBm	-18.82 dB
7.000 GHz	9.000 GHz	1.000 MHz	8.78165 GHz	-35.14 dBm	-22.14 dB

Date: 8.AUG.2020 15:47:10

GSM1900 (GSM)

Lowest Channel

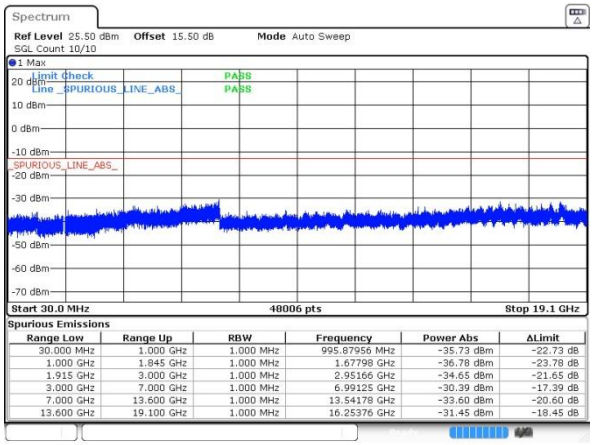

Spurious Emissions

Range Low	Range Up	RBW	Frequency	Power Abs	ΔLimit
30.000 MHz	1.000 GHz	1.000 MHz	995.87956 MHz	-35.73 dBm	-22.73 dB
1.000 GHz	1.845 GHz	1.000 MHz	1.67798 GHz	-36.78 dBm	-23.78 dB
1.915 GHz	3.000 GHz	1.000 MHz	2.95166 GHz	-34.65 dBm	-21.65 dB
3.000 GHz	7.000 GHz	1.000 MHz	6.99125 GHz	-30.39 dBm	-17.39 dB
7.000 GHz	13.600 GHz	1.000 MHz	13.54178 GHz	-33.60 dBm	-20.60 dB
13.600 GHz	19.100 GHz	1.000 MHz	16.25376 GHz	-31.45 dBm	-18.45 dB

Date: 8.AUG.2020 16:13:07

Middle Channel

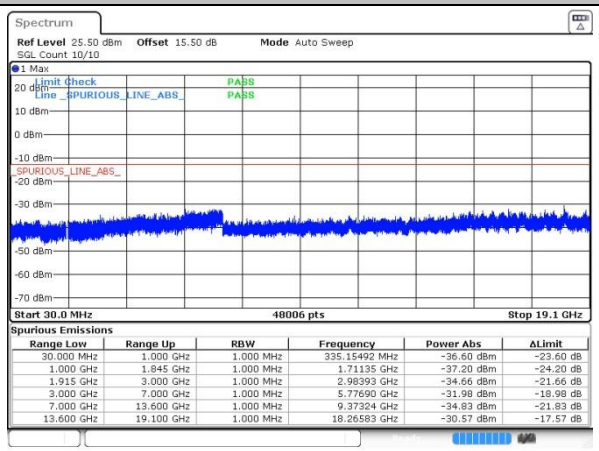

Spurious Emissions

Range Low	Range Up	RBW	Frequency	Power Abs	ΔLimit
30.000 MHz	1.000 GHz	1.000 MHz	335.15492 MHz	-36.60 dBm	-23.60 dB
1.000 GHz	1.845 GHz	1.000 MHz	1.71135 GHz	-37.20 dBm	-24.20 dB
1.915 GHz	3.000 GHz	1.000 MHz	2.98393 GHz	-34.66 dBm	-21.66 dB
3.000 GHz	7.000 GHz	1.000 MHz	5.77690 GHz	-31.98 dBm	-18.98 dB
7.000 GHz	13.600 GHz	1.000 MHz	9.37324 GHz	-34.83 dBm	-21.83 dB
13.600 GHz	19.100 GHz	1.000 MHz	18.26583 GHz	-30.57 dBm	-17.57 dB

Date: 8.AUG.2020 16:14:27

Highest Channel

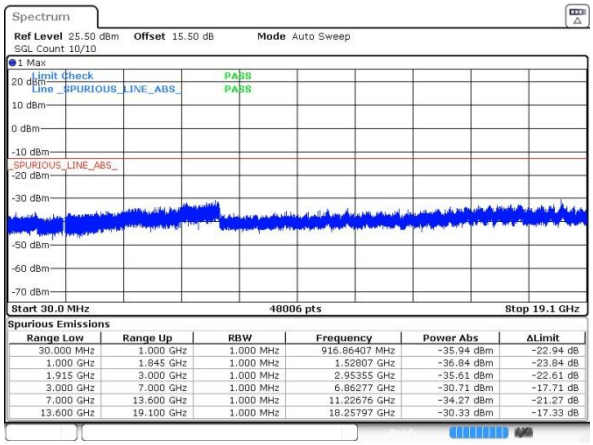

Spurious Emissions

Range Low	Range Up	RBW	Frequency	Power Abs	ΔLimit
30.000 MHz	1.000 GHz	1.000 MHz	916.86407 MHz	-35.94 dBm	-22.94 dB
1.000 GHz	1.845 GHz	1.000 MHz	1.52807 GHz	-36.84 dBm	-23.84 dB
1.915 GHz	3.000 GHz	1.000 MHz	2.95355 GHz	-35.61 dBm	-22.61 dB
3.000 GHz	7.000 GHz	1.000 MHz	6.86277 GHz	-30.71 dBm	-17.71 dB
7.000 GHz	13.600 GHz	1.000 MHz	11.22676 GHz	-34.27 dBm	-21.27 dB
13.600 GHz	19.100 GHz	1.000 MHz	18.25797 GHz	-30.33 dBm	-17.33 dB

Date: 8.AUG.2020 16:17:25

GSM1900 (EDGE class 8)

Lowest Channel

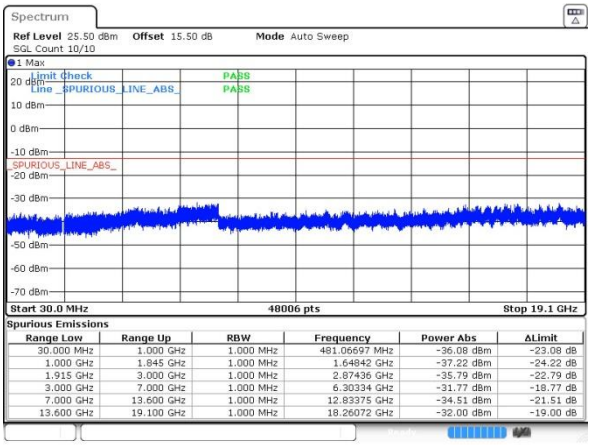

Spurious Emissions

Range Low	Range Up	RBW	Frequency	Power Abs	ΔLimit
30.000 MHz	1.000 GHz	1.000 MHz	481.06697 MHz	-36.08 dBm	-23.08 dB
1.000 GHz	1.845 GHz	1.000 MHz	1.64842 GHz	-37.22 dBm	-24.22 dB
1.915 GHz	3.000 GHz	1.000 MHz	2.87436 GHz	-35.79 dBm	-22.79 dB
3.000 GHz	7.000 GHz	1.000 MHz	6.30334 GHz	-31.77 dBm	-18.77 dB
7.000 GHz	13.600 GHz	1.000 MHz	12.83375 GHz	-34.51 dBm	-21.51 dB
13.600 GHz	19.100 GHz	1.000 MHz	18.26072 GHz	-32.00 dBm	-19.00 dB

Date: 8.AUG.2020 16:41:42

Middle Channel

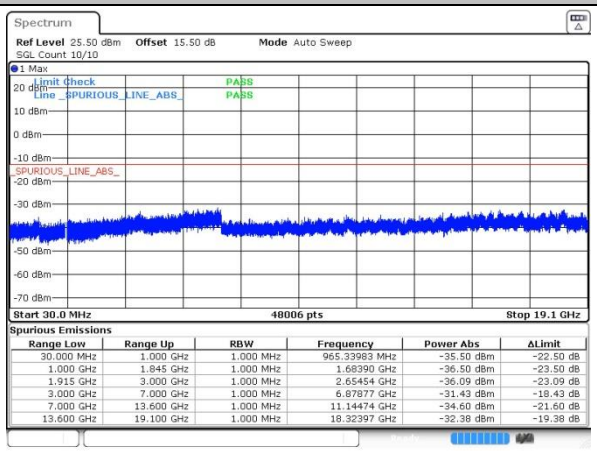

Spurious Emissions

Range Low	Range Up	RBW	Frequency	Power Abs	ΔLimit
30.000 MHz	1.000 GHz	1.000 MHz	965.33983 MHz	-35.50 dBm	-22.50 dB
1.000 GHz	1.845 GHz	1.000 MHz	1.68390 GHz	-36.50 dBm	-23.50 dB
1.915 GHz	3.000 GHz	1.000 MHz	2.65454 GHz	-36.09 dBm	-23.09 dB
3.000 GHz	7.000 GHz	1.000 MHz	6.87877 GHz	-31.43 dBm	-18.43 dB
7.000 GHz	13.600 GHz	1.000 MHz	11.14474 GHz	-34.60 dBm	-21.60 dB
13.600 GHz	19.100 GHz	1.000 MHz	18.32397 GHz	-32.38 dBm	-19.38 dB

Date: 8.AUG.2020 16:42:58

Highest Channel

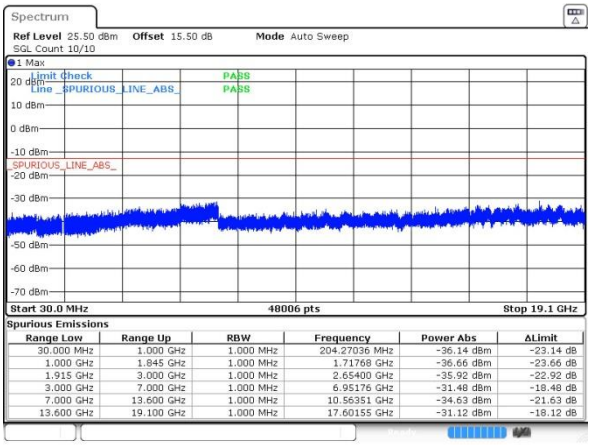

Spurious Emissions

Range Low	Range Up	RBW	Frequency	Power Abs	ΔLimit
30.000 MHz	1.000 GHz	1.000 MHz	204.27036 MHz	-36.14 dBm	-23.14 dB
1.000 GHz	1.845 GHz	1.000 MHz	1.71768 GHz	-36.66 dBm	-23.66 dB
1.915 GHz	3.000 GHz	1.000 MHz	2.65400 GHz	-35.92 dBm	-22.92 dB
3.000 GHz	7.000 GHz	1.000 MHz	6.95176 GHz	-31.48 dBm	-18.48 dB
7.000 GHz	13.600 GHz	1.000 MHz	10.56351 GHz	-34.63 dBm	-21.63 dB
13.600 GHz	19.100 GHz	1.000 MHz	17.60155 GHz	-31.12 dBm	-18.12 dB

Date: 8.AUG.2020 16:44:19

WCDMA Band V (RMC 12.2Kbps)

Lowest Channel

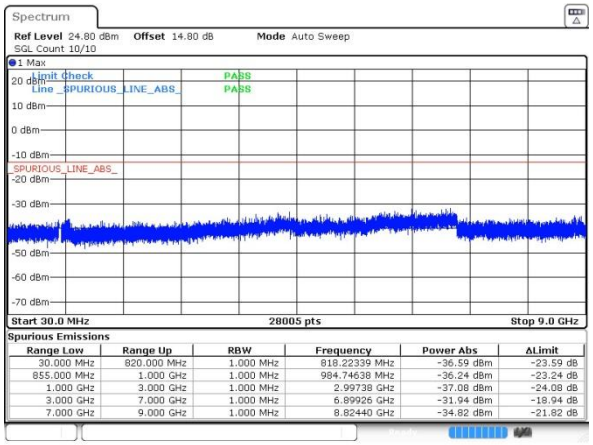

Spurious Emissions

Range Low	Range Up	RBW	Frequency	Power Abs	ΔLimit
30.000 MHz	820.000 MHz	1.000 MHz	818.22339 MHz	-36.59 dBm	-23.59 dB
855.000 MHz	1.000 GHz	1.000 MHz	984.74638 MHz	-36.24 dBm	-23.24 dB
1.000 GHz	3.000 GHz	1.000 MHz	2.99738 GHz	-37.08 dBm	-24.08 dB
3.000 GHz	7.000 GHz	1.000 MHz	6.89926 GHz	-31.94 dBm	-18.94 dB
7.000 GHz	9.000 GHz	1.000 MHz	8.82440 GHz	-34.82 dBm	-21.82 dB

Date: 8.AUG.2020 17:28:10

Middle Channel

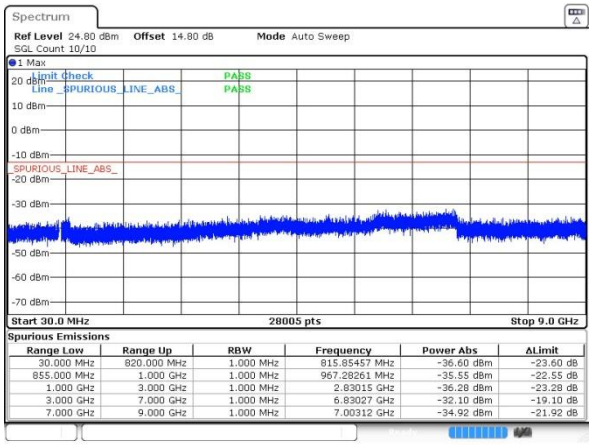

Spurious Emissions

Range Low	Range Up	RBW	Frequency	Power Abs	ΔLimit
30.000 MHz	820.000 MHz	1.000 MHz	815.85457 MHz	-36.60 dBm	-23.60 dB
855.000 MHz	1.000 GHz	1.000 MHz	967.28261 MHz	-35.55 dBm	-22.55 dB
1.000 GHz	3.000 GHz	1.000 MHz	2.83015 GHz	-36.28 dBm	-23.28 dB
3.000 GHz	7.000 GHz	1.000 MHz	6.83027 GHz	-32.10 dBm	-19.10 dB
7.000 GHz	9.000 GHz	1.000 MHz	7.00312 GHz	-34.92 dBm	-21.92 dB

Date: 8.AUG.2020 17:29:35

Highest Channel

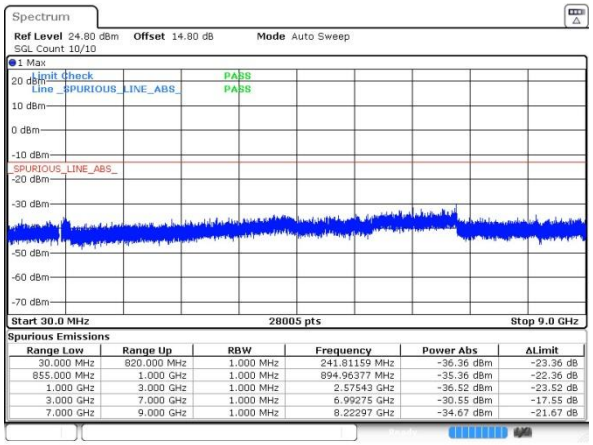

Spurious Emissions

Range Low	Range Up	RBW	Frequency	Power Abs	ΔLimit
30.000 MHz	820.000 MHz	1.000 MHz	241.81159 MHz	-36.36 dBm	-23.36 dB
855.000 MHz	1.000 GHz	1.000 MHz	894.96377 MHz	-35.36 dBm	-22.36 dB
1.000 GHz	3.000 GHz	1.000 MHz	2.57543 GHz	-36.52 dBm	-23.52 dB
3.000 GHz	7.000 GHz	1.000 MHz	6.99275 GHz	-30.55 dBm	-17.55 dB
7.000 GHz	9.000 GHz	1.000 MHz	8.22297 GHz	-34.67 dBm	-21.67 dB

Date: 8.AUG.2020 17:31:02

WCDMA Band II (RMC 12.2Kbps)

Lowest Channel

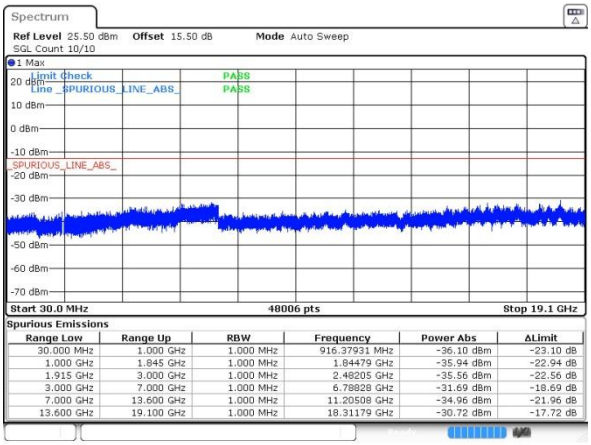

Spurious Emissions

Range Low	Range Up	RBW	Frequency	Power Abs	ΔLimit
30.000 MHz	1.000 GHz	1.000 MHz	916.37931 MHz	-36.10 dBm	-23.10 dB
1.000 GHz	1.845 GHz	1.000 MHz	1.84479 GHz	-35.94 dBm	-22.94 dB
1.915 GHz	3.000 GHz	1.000 MHz	2.48205 GHz	-35.56 dBm	-22.56 dB
3.000 GHz	7.000 GHz	1.000 MHz	6.78828 GHz	-31.69 dBm	-18.69 dB
7.000 GHz	13.600 GHz	1.000 MHz	11.20508 GHz	-34.96 dBm	-21.96 dB
13.600 GHz	19.100 GHz	1.000 MHz	18.31179 GHz	-30.72 dBm	-17.72 dB

Date: 8.AUG.2020 17:48:07

Middle Channel

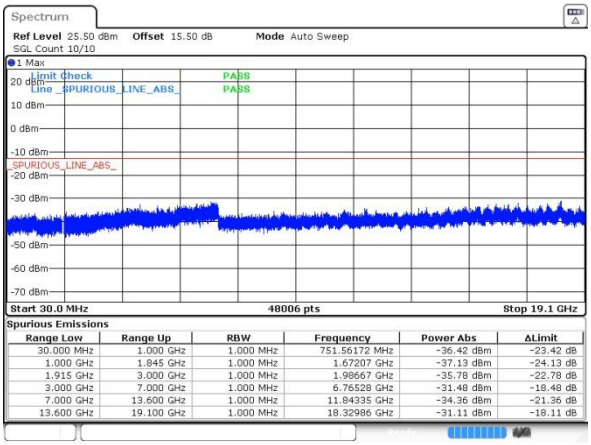

Spurious Emissions

Range Low	Range Up	RBW	Frequency	Power Abs	ΔLimit
30.000 MHz	1.000 GHz	1.000 MHz	751.56172 MHz	-36.42 dBm	-23.42 dB
1.000 GHz	1.845 GHz	1.000 MHz	1.67207 GHz	-37.13 dBm	-24.13 dB
1.915 GHz	3.000 GHz	1.000 MHz	1.98667 GHz	-35.78 dBm	-22.78 dB
3.000 GHz	7.000 GHz	1.000 MHz	6.76528 GHz	-31.48 dBm	-18.48 dB
7.000 GHz	13.600 GHz	1.000 MHz	11.84335 GHz	-34.36 dBm	-21.36 dB
13.600 GHz	19.100 GHz	1.000 MHz	18.32986 GHz	-31.11 dBm	-18.11 dB

Date: 8.AUG.2020 17:49:28

Highest Channel

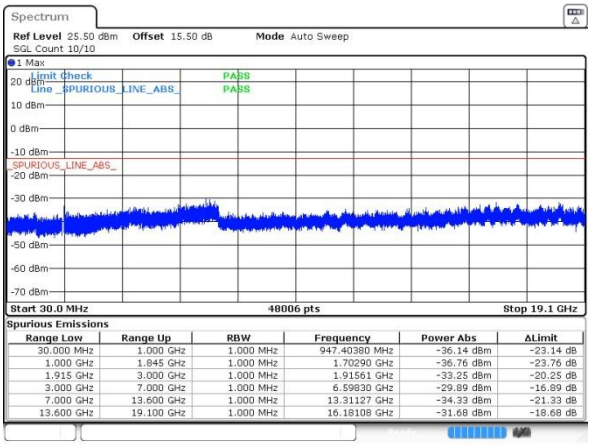

Spurious Emissions

Range Low	Range Up	RBW	Frequency	Power Abs	ΔLimit
30.000 MHz	1.000 GHz	1.000 MHz	947.40380 MHz	-36.14 dBm	-23.14 dB
1.000 GHz	1.845 GHz	1.000 MHz	1.70290 GHz	-36.76 dBm	-23.76 dB
1.915 GHz	3.000 GHz	1.000 MHz	1.91561 GHz	-33.25 dBm	-20.25 dB
3.000 GHz	7.000 GHz	1.000 MHz	6.59830 GHz	-29.89 dBm	-16.89 dB
7.000 GHz	13.600 GHz	1.000 MHz	13.31127 GHz	-34.33 dBm	-21.33 dB
13.600 GHz	19.100 GHz	1.000 MHz	16.18108 GHz	-31.68 dBm	-18.68 dB

Date: 8.AUG.2020 17:57:07

WCDMA Band IV (RMC 12.2Kbps)

Lowest Channel

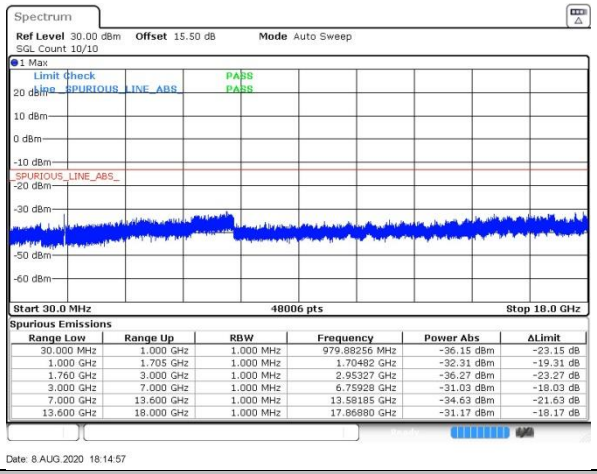

Spurious Emissions

Range Low	Range Up	RBW	Frequency	Power Abs	ΔLimit
30.000 MHz	1.000 GHz	1.000 MHz	979.88256 MHz	-36.15 dBm	-23.15 dB
1.000 GHz	1.705 GHz	1.000 MHz	1.70482 GHz	-32.31 dBm	-19.31 dB
1.760 GHz	3.000 GHz	1.000 MHz	2.95327 GHz	-36.27 dBm	-23.27 dB
3.000 GHz	7.000 GHz	1.000 MHz	6.75928 GHz	-31.03 dBm	-18.03 dB
7.000 GHz	13.600 GHz	1.000 MHz	13.58185 GHz	-34.63 dBm	-21.63 dB
13.600 GHz	18.000 GHz	1.000 MHz	17.86880 GHz	-31.17 dBm	-18.17 dB

Date: 8.AUG.2020 18:14:57

Middle Channel

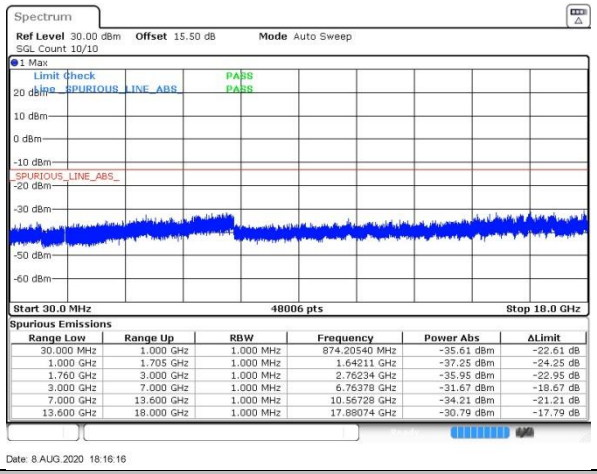

Spurious Emissions

Range Low	Range Up	RBW	Frequency	Power Abs	ΔLimit
30.000 MHz	1.000 GHz	1.000 MHz	874.20540 MHz	-35.61 dBm	-22.61 dB
1.000 GHz	1.705 GHz	1.000 MHz	1.64211 GHz	-37.25 dBm	-24.25 dB
1.760 GHz	3.000 GHz	1.000 MHz	2.76234 GHz	-35.95 dBm	-22.95 dB
3.000 GHz	7.000 GHz	1.000 MHz	6.76378 GHz	-31.67 dBm	-18.67 dB
7.000 GHz	13.600 GHz	1.000 MHz	10.56728 GHz	-34.21 dBm	-21.21 dB
13.600 GHz	18.000 GHz	1.000 MHz	17.88074 GHz	-30.79 dBm	-17.79 dB

Date: 8.AUG.2020 18:16:16

Highest Channel

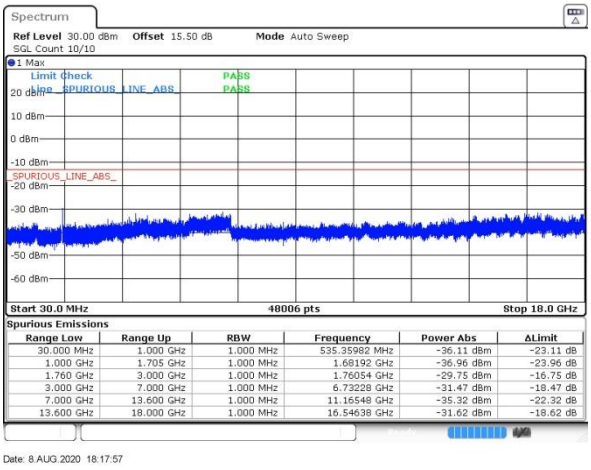

Spurious Emissions

Range Low	Range Up	RBW	Frequency	Power Abs	ΔLimit
30.000 MHz	1.000 GHz	1.000 MHz	535.35982 MHz	-36.11 dBm	-23.11 dB
1.000 GHz	1.705 GHz	1.000 MHz	1.68192 GHz	-36.96 dBm	-23.96 dB
1.760 GHz	3.000 GHz	1.000 MHz	1.76054 GHz	-29.75 dBm	-16.75 dB
3.000 GHz	7.000 GHz	1.000 MHz	6.73228 GHz	-31.47 dBm	-18.47 dB
7.000 GHz	13.600 GHz	1.000 MHz	11.16548 GHz	-35.32 dBm	-22.32 dB
13.600 GHz	18.000 GHz	1.000 MHz	16.54638 GHz	-31.62 dBm	-18.62 dB

Date: 8.AUG.2020 18:17:57

Frequency Stability

Test Conditions	Middle Channel	GSM850 (GSM)	GSM850 (EDGE class 8)	Limit 2.5ppm
Temperature (°C)	Voltage (Volt)	Deviation (ppm)		Result
50	Normal Voltage	0.0118	0.0227	PASS
40	Normal Voltage	0.0032	0.0203	
30	Normal Voltage	0.0132	0.0048	
20(Ref.)	Normal Voltage	0.0000	0.0000	
10	Normal Voltage	0.0132	0.0155	
0	Normal Voltage	0.0072	0.0167	
-10	Normal Voltage	0.0203	0.0132	
-20	Normal Voltage	0.0120	0.0060	
-30	Normal Voltage	0.0143	0.0096	
20	Maximum Voltage	0.0060	0.0132	
20	Normal Voltage	0.0000	0.0000	
20	Battery End Point	0.0072	0.0143	

Note: Normal Voltage = 4.0V ；Battery End Point (BEP) =3.8V.；Maximum Voltage =4.4V

Test Conditions	Middle Channel	GSM1900 (GSM)	GSM1900 (EDGE class 8)	Limit Note 2.
Temperature (°C)	Voltage (Volt)	Deviation (ppm)		Result
50	Normal Voltage	0.0055	0.0115	PASS
40	Normal Voltage	0.0018	0.0133	
30	Normal Voltage	0.0116	0.0028	
20(Ref.)	Normal Voltage	0.0000	0.0000	
10	Normal Voltage	0.0095	0.0081	
0	Normal Voltage	0.0074	0.0144	
-10	Normal Voltage	0.0063	0.0151	
-20	Normal Voltage	0.0052	0.0137	
-30	Normal Voltage	0.0048	0.0112	
20	Maximum Voltage	0.0016	0.0016	
20	Normal Voltage	0.0000	0.0000	
20	Battery End Point	0.0091	0.0048	

Note:

1. Normal Voltage = 4.0V ；Battery End Point (BEP) =3.8V.；Maximum Voltage =4.4V
2. The frequency fundamental emissions stay within the authorized frequency block based on the frequency deviation measured is small.

Test Conditions	Middle Channel	WCDMA Band V (RMC 12.2Kbps)	Limit 2.5ppm
Temperature (°C)	Voltage (Volt)	Deviation (ppm)	Result
50	Normal Voltage	0.0048	PASS
40	Normal Voltage	0.0135	
30	Normal Voltage	0.0044	
20(Ref.)	Normal Voltage	0.0000	
10	Normal Voltage	0.0052	
0	Normal Voltage	0.0102	
-10	Normal Voltage	0.0062	
-20	Normal Voltage	0.0122	
-30	Normal Voltage	0.0142	
20	Maximum Voltage	0.0116	
20	Normal Voltage	0.0000	
20	Battery End Point	0.0104	

Note: Normal Voltage = 4.0V ；Battery End Point (BEP) =3.8V.；Maximum Voltage =4.4V

Test Conditions	Middle Channel	WCDMA Band II (RMC 12.2Kbps)	Limit Note 2.
Temperature (°C)	Voltage (Volt)	Deviation (ppm)	Result
50	Normal Voltage	0.0085	PASS
40	Normal Voltage	0.0078	
30	Normal Voltage	0.0122	
20(Ref.)	Normal Voltage	0.0000	
10	Normal Voltage	0.0054	
0	Normal Voltage	0.0024	
-10	Normal Voltage	0.0098	
-20	Normal Voltage	0.0015	
-30	Normal Voltage	0.0065	
20	Maximum Voltage	0.0077	
20	Normal Voltage	0.0000	
20	Battery End Point	0.0092	

Note:

1. Normal Voltage = 4.0V ；Battery End Point (BEP) =3.8V.；Maximum Voltage =4.4V
2. The frequency fundamental emissions stay within the authorized frequency block based on the frequency deviation measured is small.

Test Conditions	Middle Channel	WCDMA Band IV (RMC 12.2Kbps)	Limit Note 2.
Temperature (°C)	Voltage (Volt)	Deviation (ppm)	Result
50	Normal Voltage	0.0121	PASS
40	Normal Voltage	0.0042	
30	Normal Voltage	0.0133	
20(Ref.)	Normal Voltage	0.0000	
10	Normal Voltage	0.0008	
0	Normal Voltage	0.0011	
-10	Normal Voltage	0.0063	
-20	Normal Voltage	0.0158	
-30	Normal Voltage	0.0039	
20	Maximum Voltage	0.0151	
20	Normal Voltage	0.0000	
20	Battery End Point	0.0037	

Note:

1. Normal Voltage = 4.0V ；Battery End Point (BEP) =3.8V.；Maximum Voltage =4.4V
2. The frequency fundamental emissions stay within the authorized frequency block based on the frequency deviation measured is small.

Appendix B. Test Results of Radiated Test

Radiated Spurious Emission

GSM850 (GSM)								
Channel	Frequency (MHz)	ERP (dBm)	Limit (dBm)	Over Limit (dB)	S.G. Power (dBm)	TX Cable loss (dB)	TX Antenna Gain (dBi)	Polarization (H/V)
Middle	1672	-39.02	-13	-26.02	-45.99	1.58	10.70	H
	2510	-58.48	-13	-45.48	-66.73	2.102	12.50	H
	3348	-64.18	-13	-51.18	-73.07	2.856	13.90	H
	1672	-29.99	-13	-16.99	-36.96	1.58	10.70	V
	2510	-57.80	-13	-44.80	-66.05	2.10	12.50	V
	3348	-64.24	-13	-51.24	-73.13	2.86	13.90	V

Remark: Spurious emissions within 30-1000MHz were found more than 20dB below limit line.

GSM850 (EDGE 1 Tx slots)								
Channel	Frequency (MHz)	ERP (dBm)	Limit (dBm)	Over Limit (dB)	S.G. Power (dBm)	TX Cable loss (dB)	TX Antenna Gain (dBi)	Polarization (H/V)
Middle	1672	-49.58	-13	-36.58	-56.55	1.58	10.70	H
	2510	-57.24	-13	-44.24	-65.49	2.102	12.50	H
	3348	-64.07	-13	-51.07	-72.96	2.856	13.90	H
	1672	-52.49	-13	-39.49	-59.46	1.58	10.70	V
	2510	-60.68	-13	-47.68	-68.93	2.10	12.50	V
	3348	-64.17	-13	-51.17	-73.06	2.86	13.90	V

Remark: Spurious emissions within 30-1000MHz were found more than 20dB below limit line.

GSM1900 (GSM)								
Channel	Frequency (MHz)	EIRP (dBm)	Limit (dBm)	Over Limit (dB)	S.G. Power (dBm)	TX Cable loss (dB)	TX Antenna Gain (dBi)	Polarization (H/V)
Middle	3759	-55.78	-13	-42.78	-68.04	2.641	14.90	H
	5640	-56.25	-13	-43.25	-68.11	2.94	14.80	H
	7524	-51.33	-13	-38.33	-61.10	3.39	13.16	H
	3759	-58.70	-13	-45.70	-70.96	2.64	14.90	V
	5640	-56.34	-13	-43.34	-68.20	2.94	14.80	V
	7524	-51.50	-13	-38.50	-61.27	3.39	13.16	V

Remark: Spurious emissions within 30-1000MHz were found more than 20dB below limit line.

GSM1900 (EDGE 1 Tx slots)								
Channel	Frequency (MHz)	EIRP (dBm)	Limit (dBm)	Over Limit (dB)	S.G. Power (dBm)	TX Cable loss (dB)	TX Antenna Gain (dBi)	Polarization (H/V)
Middle	3759	-61.11	-13	-48.11	-73.37	2.641	14.90	H
	5640	-57.32	-13	-44.32	-69.18	2.94	14.80	H
	7524	-51.97	-13	-38.97	-61.74	3.39	13.16	H
	3759	-61.24	-13	-48.24	-73.50	2.64	14.90	V
	5640	-57.10	-13	-44.10	-68.96	2.94	14.80	V
	7524	-51.61	-13	-38.61	-61.38	3.39	13.16	V

Remark: Spurious emissions within 30-1000MHz were found more than 20dB below limit line.

WCDMA Band V(RMC 12.2Kbps)								
Channel	Frequency (MHz)	ERP (dBm)	Limit (dBm)	Over Limit (dB)	S.G. Power (dBm)	TX Cable loss (dB)	TX Antenna Gain (dBi)	Polarization (H/V)
Middle	1672	-67.16	-13	-54.16	-74.13	1.58	10.70	H
	2510	-66.26	-13	-53.26	-74.51	2.102	12.50	H
	3348	-60.62	-13	-47.62	-69.51	2.856	13.90	H
	1672	-67.22	-13	-54.22	-74.19	1.58	10.70	V
	2510	-66.04	-13	-53.04	-74.29	2.10	12.50	V
	3348	-62.97	-13	-49.97	-71.86	2.86	13.90	V

Remark: Spurious emissions within 30-1000MHz were found more than 20dB below limit line.

WCDMA Band II(RMC 12.2Kbps)								
Channel	Frequency (MHz)	EIRP (dBm)	Limit (dBm)	Over Limit (dB)	S.G. Power (dBm)	TX Cable loss (dB)	TX Antenna Gain (dBi)	Polarization (H/V)
Middle	3759	-60.70	-13	-47.70	-72.96	2.64	14.90	H
	5640	-57.21	-13	-44.21	-69.07	2.94	14.80	H
	7524	-51.77	-13	-38.77	-61.54	3.39	13.16	H
	3759	-61.13	-13	-48.13	-73.39	2.64	14.90	V
	5640	-57.10	-13	-44.10	-68.96	2.94	14.80	V
	7524	-51.68	-13	-38.68	-61.45	3.39	13.16	V

Remark: Spurious emissions within 30-1000MHz were found more than 20dB below limit line.

WCDMA Band IV(RMC 12.2Kbps)								
Channel	Frequency (MHz)	ERP (dBm)	Limit (dBm)	Over Limit (dB)	S.G. Power (dBm)	TX Cable loss (dB)	TX Antenna Gain (dBi)	Polarization (H/V)
Middle	3465	-61.23	-13	-48.23	-71.97	2.604	13.34	H
	5199	-57.69	-13	-44.69	-68.20	3.011	13.52	H
	6936	-54.33	-13	-41.33	-64.53	3.271	13.47	H
	3465	-61.76	-13	-48.76	-72.50	2.604	13.34	V
	5199	-57.71	-13	-44.71	-68.22	3.011	13.52	V
	6936	-53.99	-13	-40.99	-64.19	3.271	13.47	V

Remark: Spurious emissions within 30-1000MHz were found more than 20dB below limit line.