Appendix B. Duty Cycle

802.11b

1Mbps		
Duty On (ms):	-	Duty Cycle = Ton / (Ton + Toff)
Duty OnOff (ms):	-	
Duty Cycle (%):	100	
VBW (Hz):	10	

***Duty cycle = 1**

***If duty cycle of test signal is ≥ 98%, duty factor is not required.**

***If duty cycle of test signal is < 98%, duty factor shall be considered.**

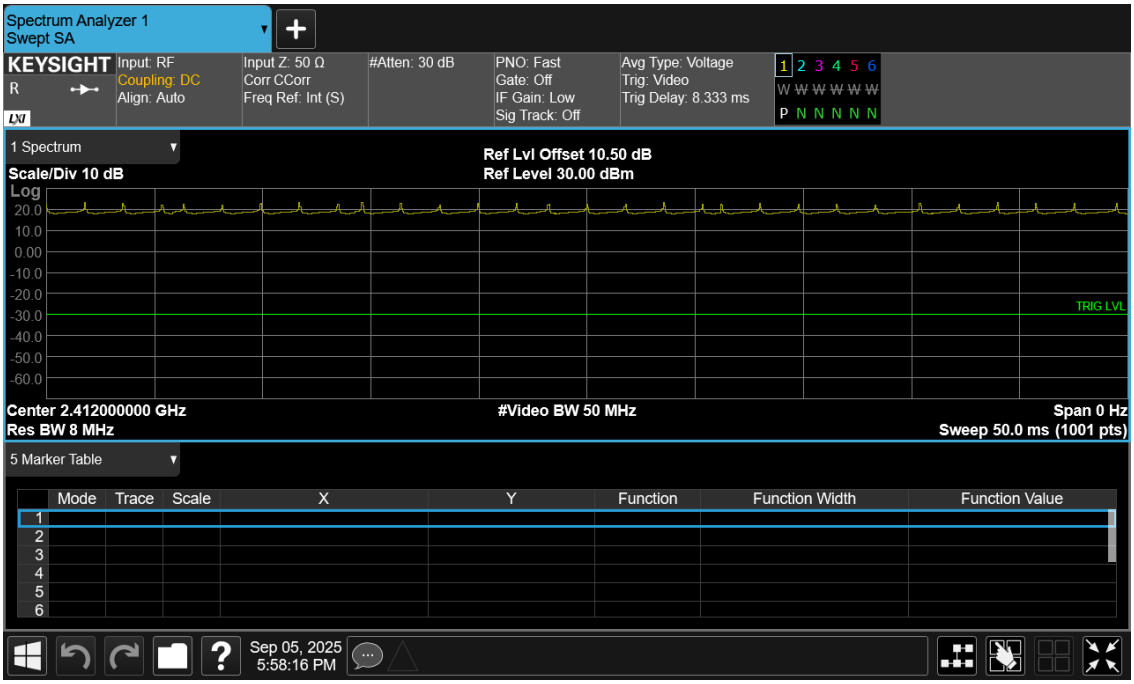

802.11g

6Mbps		
Duty On (ms):	1.421	Duty Cycle = Ton / (Ton + Toff)
Duty OnOff (ms):	1.435	
Duty Cycle (%):	99.024	
VBW (Hz):	10	

***Duty cycle = 1.421ms/1.435ms = 0.99024**

***If duty cycle of test signal is ≥ 98%, duty factor is not required.**

***If duty cycle of test signal is < 98%, duty factor shall be considered.**

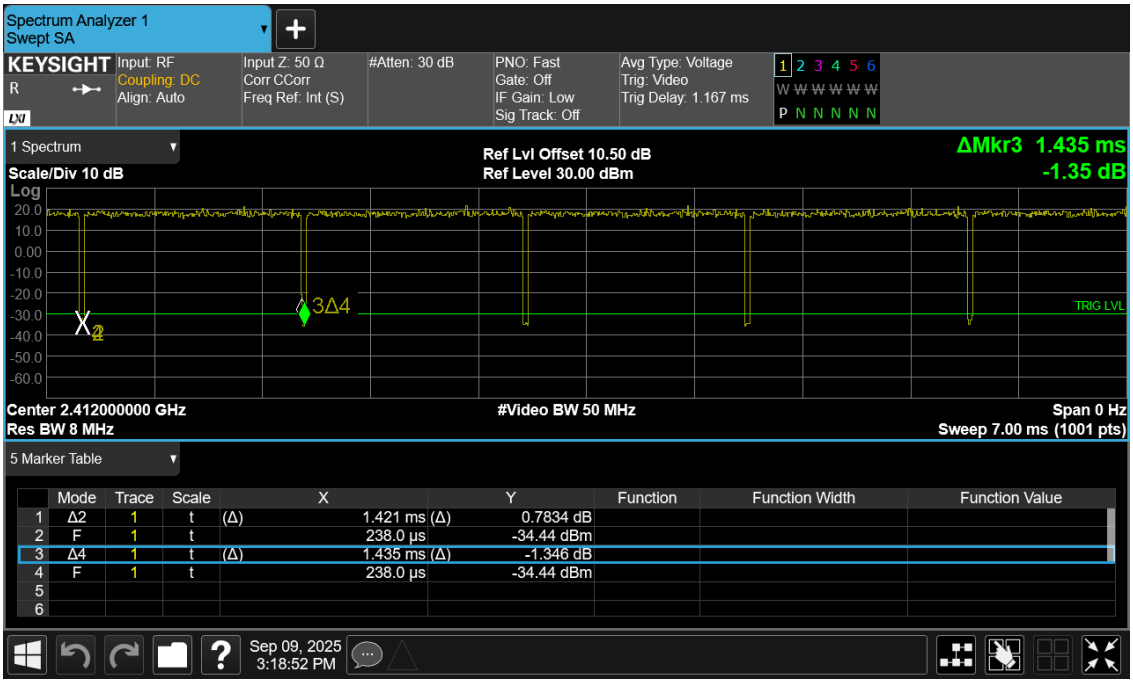

802.11n20

MCS0		
Duty On (ms):	1.326	Duty Cycle = Ton / (Ton + Toff)
Duty OnOff (ms):	1.349	
Duty Cycle (%):	98.295	
VBW (Hz):	10	

***Duty cycle = 1.326ms/1.349ms = 0.98295**

***If duty cycle of test signal is ≥ 98%, duty factor is not required.**

***If duty cycle of test signal is < 98%, duty factor shall be considered**

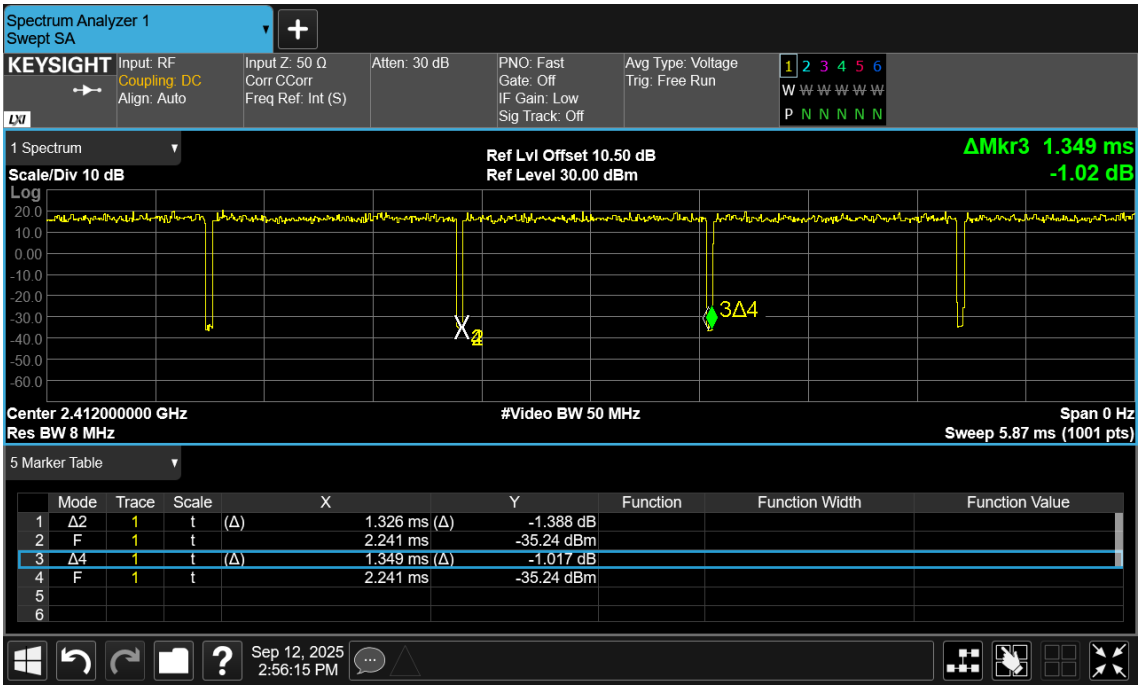

Appendix C. Peak Conducted Output Power

Peak Output Power

<11b>

Channel	Channel Frequency	Peak Output Power		Power Setting	Limit (dBm)
	(MHz)	(dBm)	(mW)		
Low Channel	2412	19.84	96.382902	32	30
Middle Channel	2437	20.33	107.894672	32	30
High Channel	2462	20.35	108.392691	32	30

<11g>

Channel	Channel Frequency	Peak Output Power		Power Setting	Limit (dBm)
	(MHz)	(dBm)	(mW)		
Low Channel	2412	23.48	222.843515	32	30
Middle Channel	2437	23.91	246.036760	32	30
High Channel	2462	24.08	255.858589	32	30

Peak Output Power

<11n20 >

Channel	Channel Frequency	Peak Output Power		Power Setting	Limit (dBm)
	(MHz)	(dBm)	(mW)		
Low Channel	2412	23.28	212.813905	32	30
Middle Channel	2437	23.79	239.331576	32	30
High Channel	2462	23.94	247.742206	32	30

Appendix D. Bandwidth Measurement

Only the worst-case plots are presented herein. all of which were found to be in compliance with the rule.

6dB Bandwidth

<11b>

Channel	Channel Frequency	6dB Bandwidth	Minimum Limit
	(MHz)	(MHz)	
Low Channel	2412	8.050	0.5
Middle Channel	2437	8.050	0.5
High Channel	2462	8.000	0.5

6dB Bandwidth

<11g>

Channel	Channel Frequency	6dB Bandwidth	Minimum Limit
	(MHz)	(MHz)	
Low Channel	2412	16.350	0.5
Middle Channel	2437	16.350	0.5
High Channel	2462	16.350	0.5

6dB Bandwidth

<11n20>

Channel	Channel Frequency	6dB Bandwidth	Minimum Limit
	(MHz)	(MHz)	
Low Channel	2412	17.550	0.5
Middle Channel	2437	17.650	0.5
High Channel	2462	17.600	0.5

99% Bandwidth

<11b>

Channel	Channel Frequency (MHz)	99% Bandwidth (MHz)
Low Channel	2412	10.667
Middle Channel	2437	10.942
High Channel	2462	10.871

99% Bandwidth

<11g>

Channel	Channel Frequency (MHz)	99% Bandwidth (MHz)
Low Channel	2412	17.168
Middle Channel	2437	17.158
High Channel	2462	17.122

99% Bandwidth

<11n20>

Channel	Channel Frequency (MHz)	99% Bandwidth (MHz)
Low Channel	2412	18.303
Middle Channel	2437	18.252
High Channel	2462	18.337

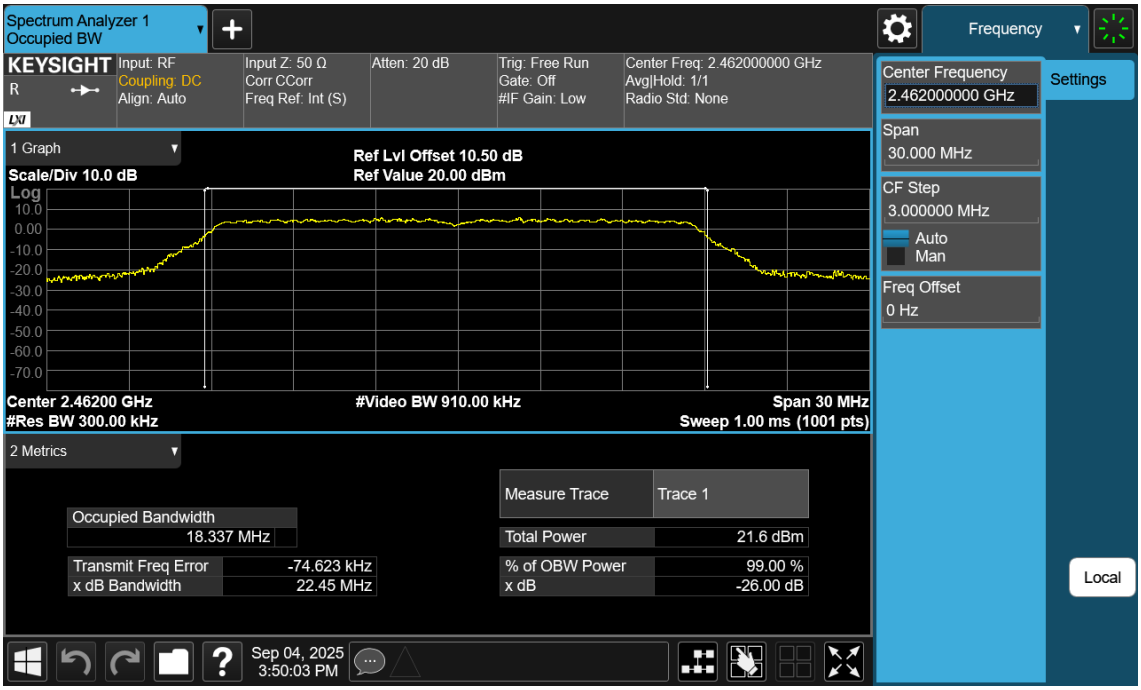

Appendix E. Peak Power Spectral Density

Only the worst-case plots are presented herein, all of which were found to be in compliance with the rule.

Power Density

<11b>

Channel	Channel Frequency (MHz)	Power Density (dBm/3kHz)	Limit (dBm/3kHz)
Low Channel	2412	-10.459	8
Middle Channel	2437	-10.147	8
High Channel	2462	-10.121	8

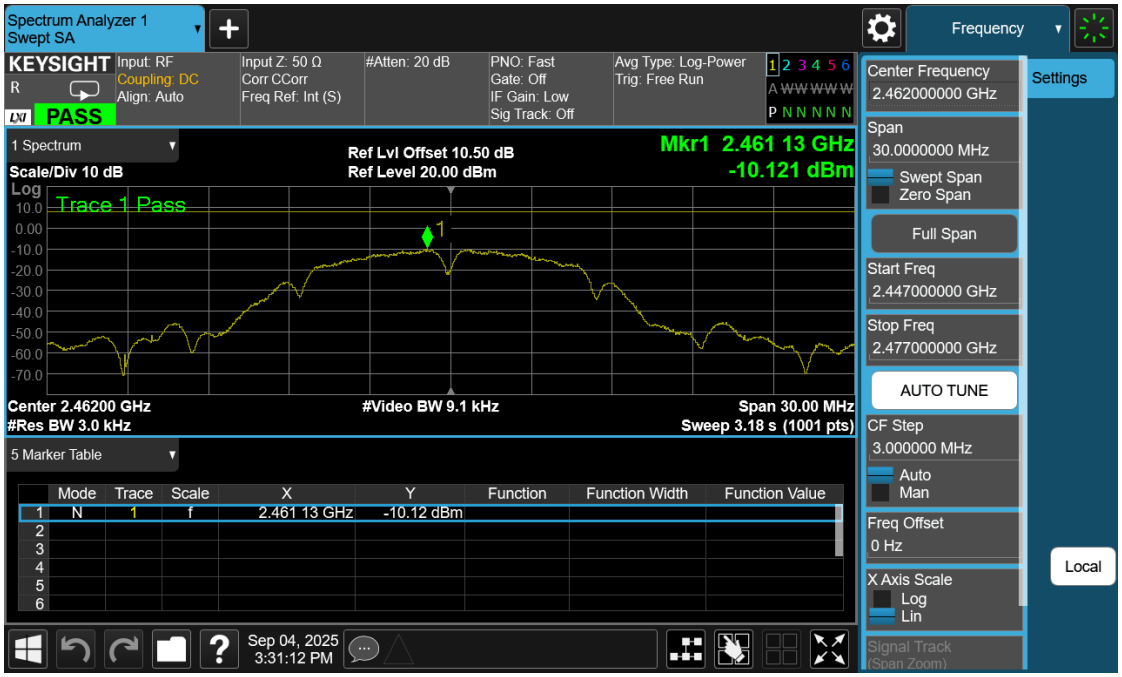

Power Density

<11g>

Channel	Channel Frequency	Power Density	Limit (dBm/3kHz)
	(MHz)	(dBm/3kHz)	
Low Channel	2412	-12.978	8
Middle Channel	2437	-12.678	8
High Channel	2462	-12.534	8

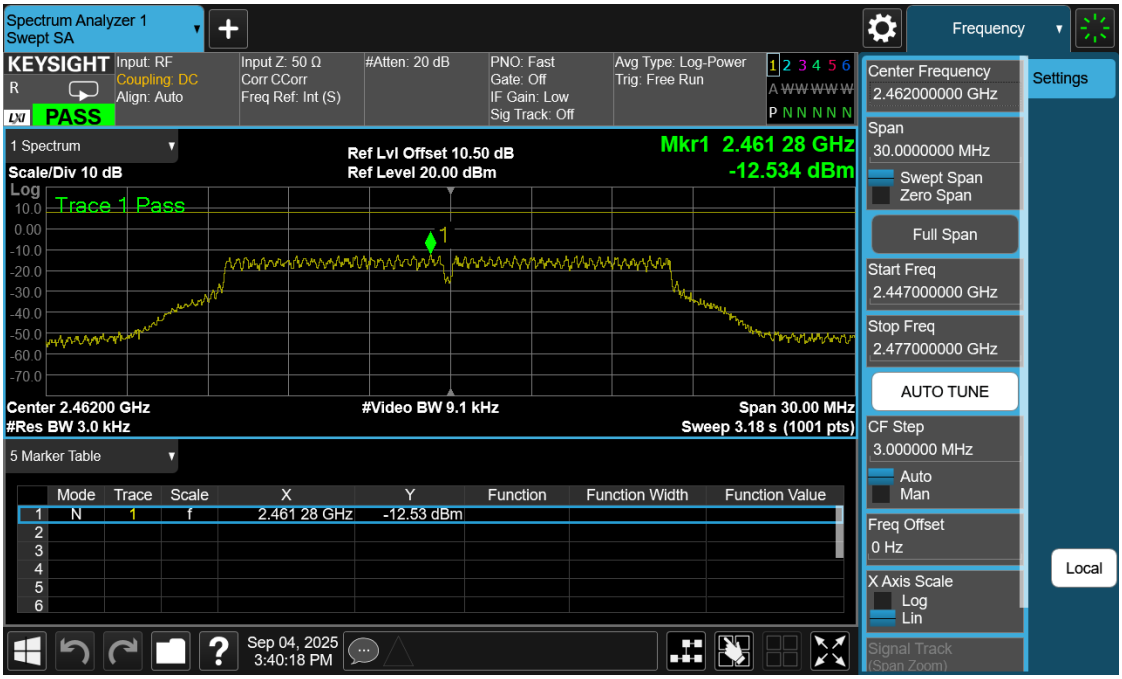

Power Density

<11n20>

Channel	Channel Frequency	Power Density	Limit (dBm/3kHz)
	(MHz)	(dBm/3kHz)	
Low Channel	2412	-15.313	8
Middle Channel	2437	-14.924	8
High Channel	2462	-14.836	8

Appendix F. Conducted Spurious Emission

Only the worst-case plots are presented herein, all of which were found to be in compliance with the rule.

Reference <11b>

<Lowest Channel>

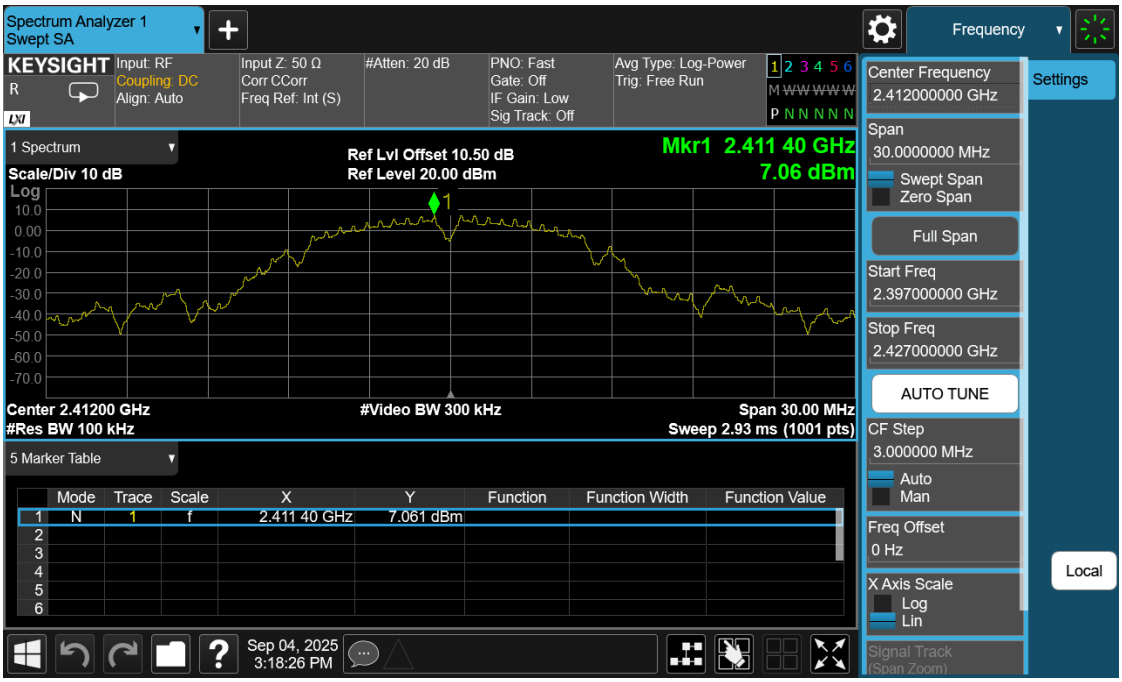

<Middle Channel>

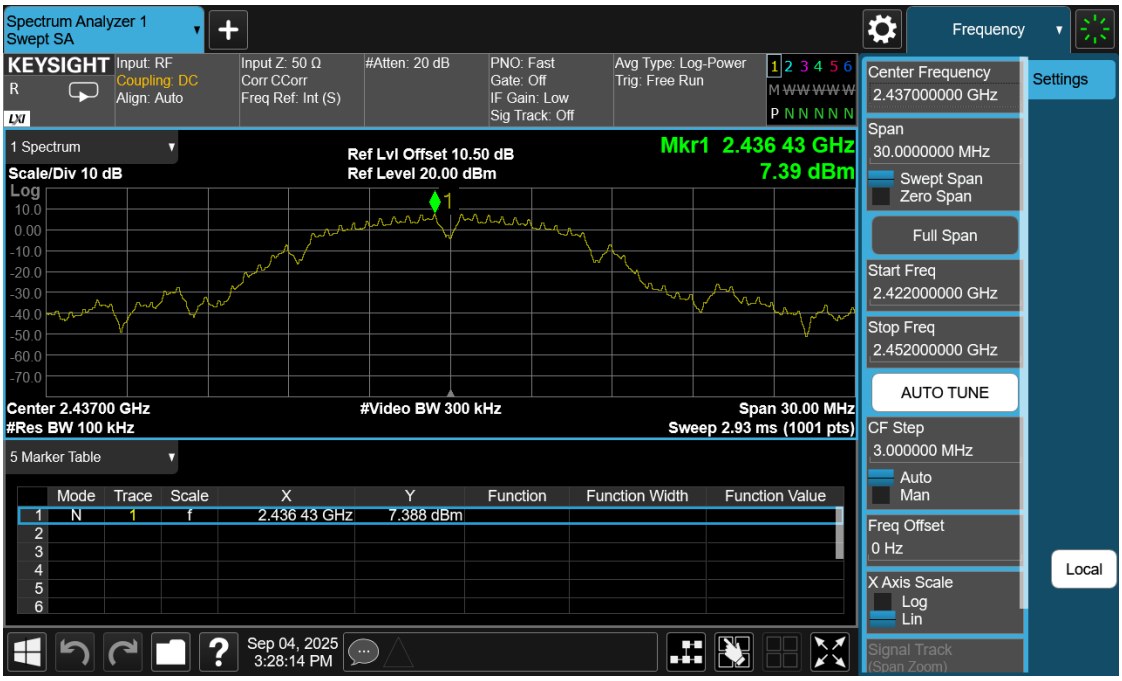

< Highest Channel >

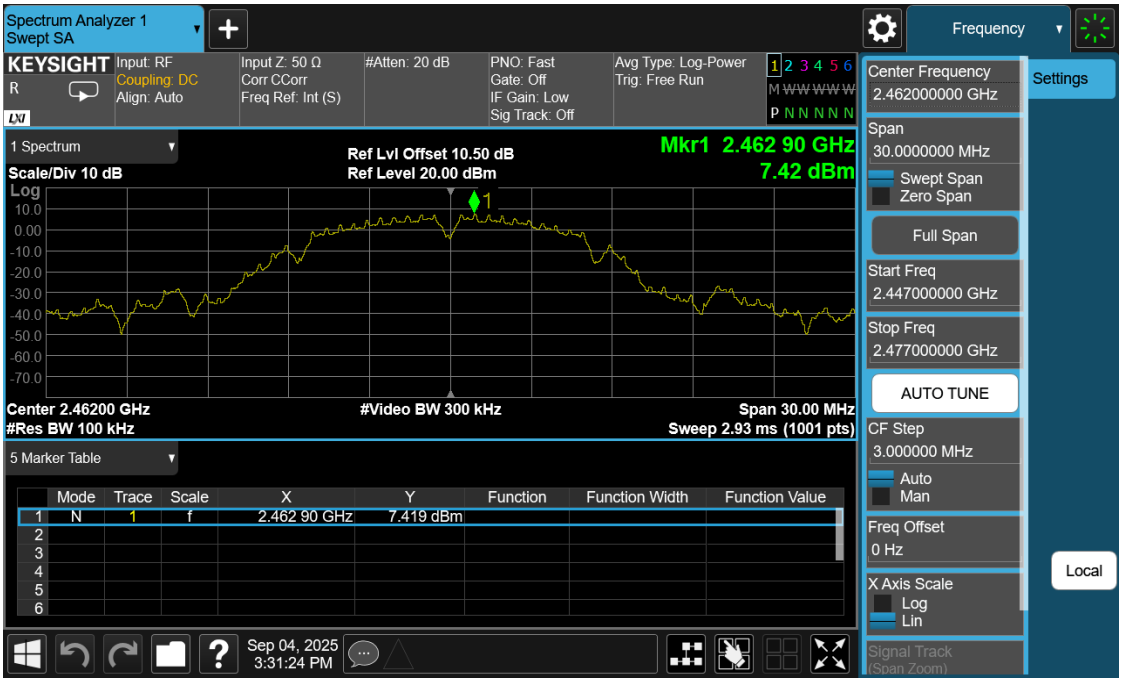

Reference <11g>

<Lowest Channel>

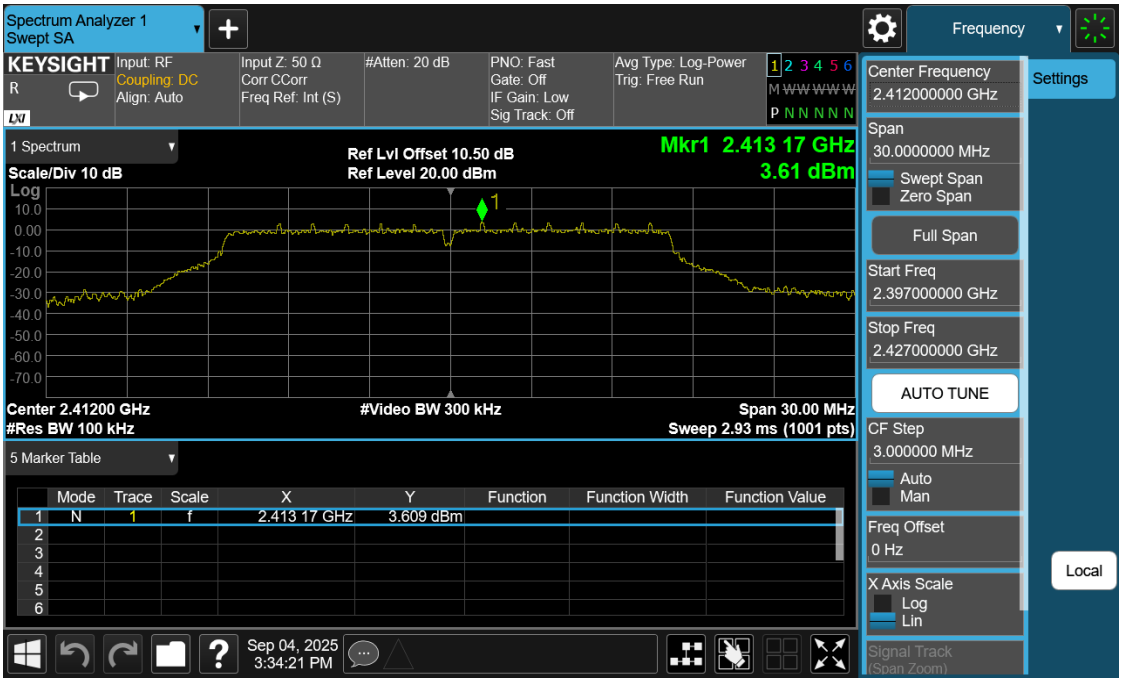

<Middle Channel>

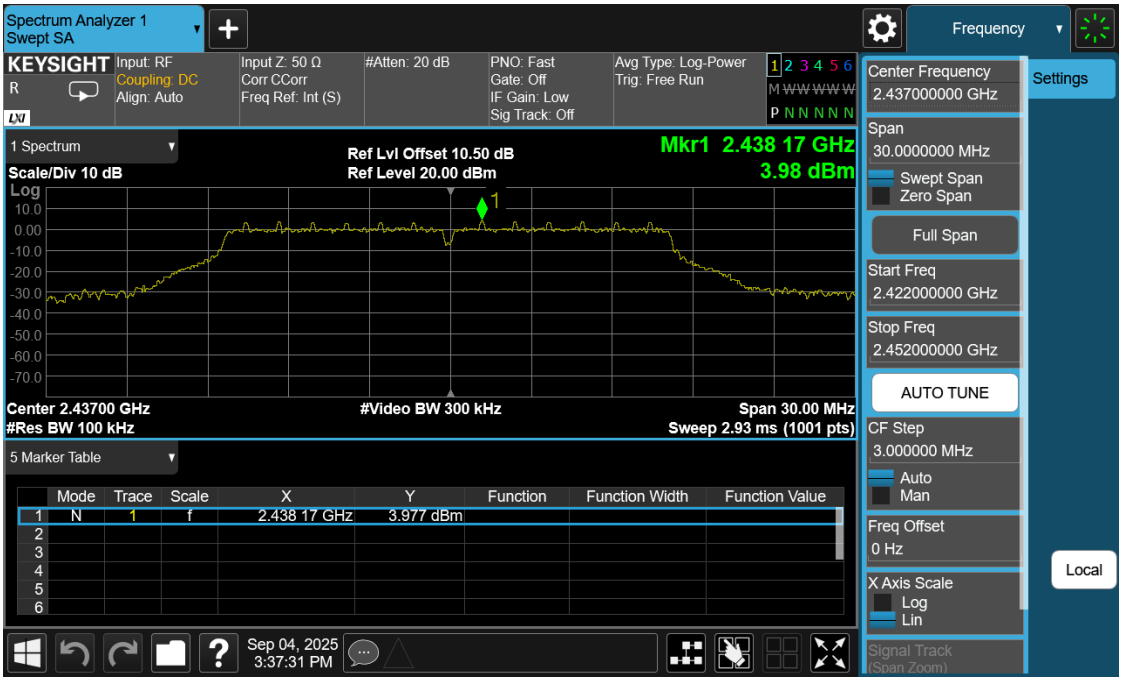

< Highest Channel >

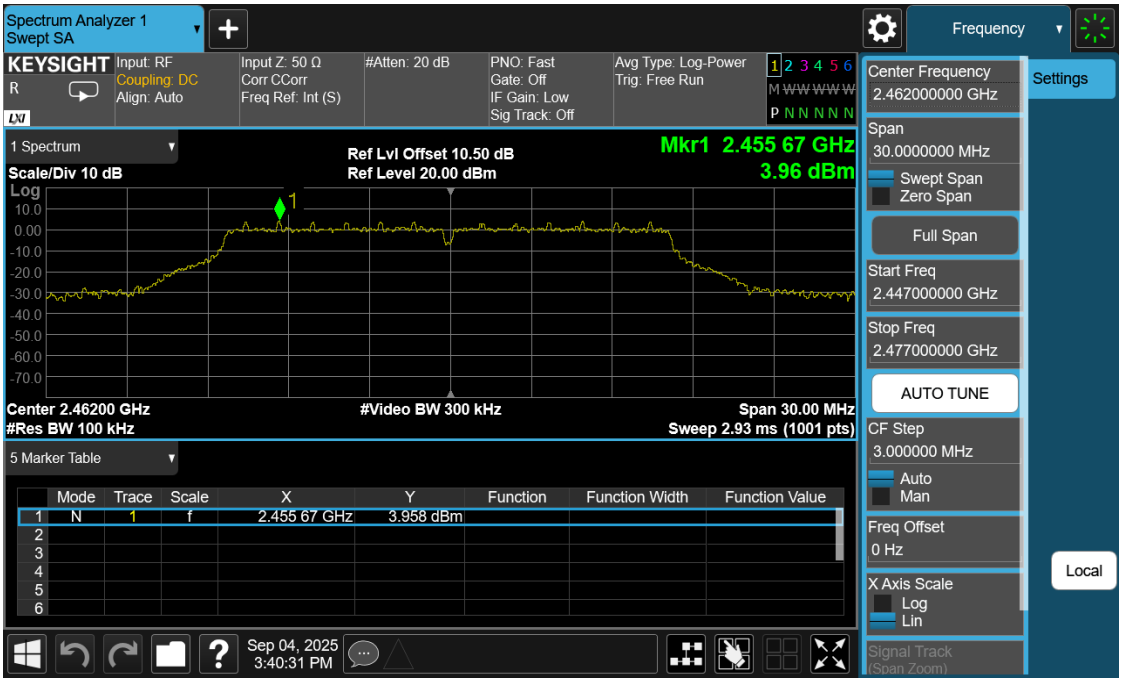

Reference <11n20>

<Lowest Channel>

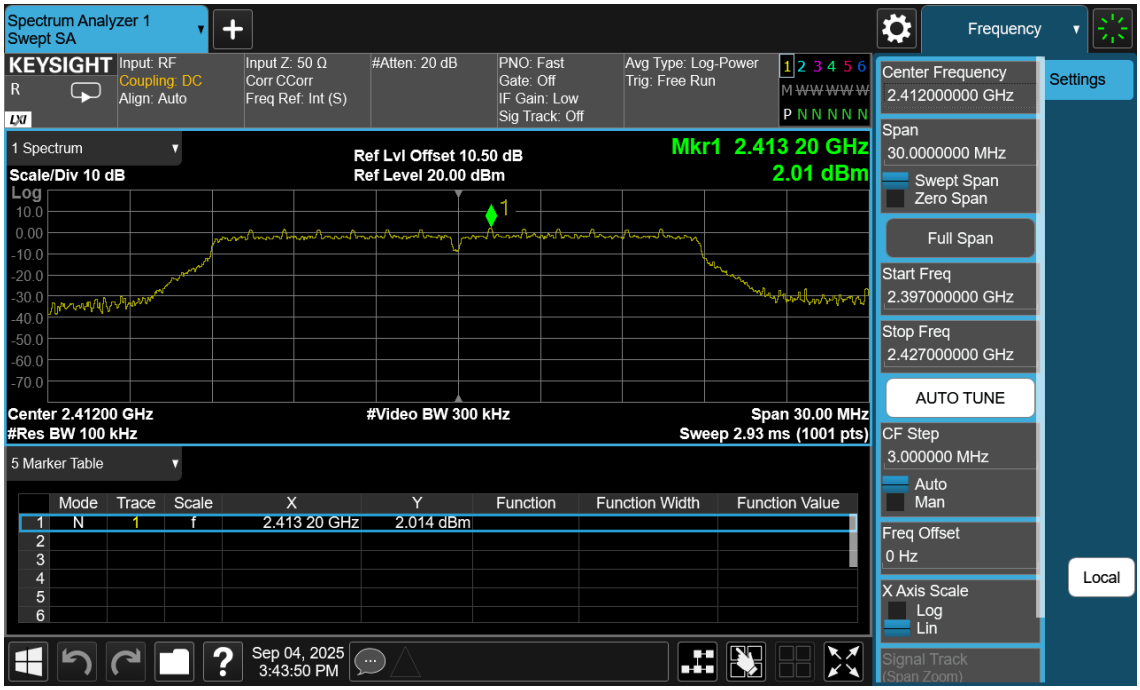

<Middle Channel>

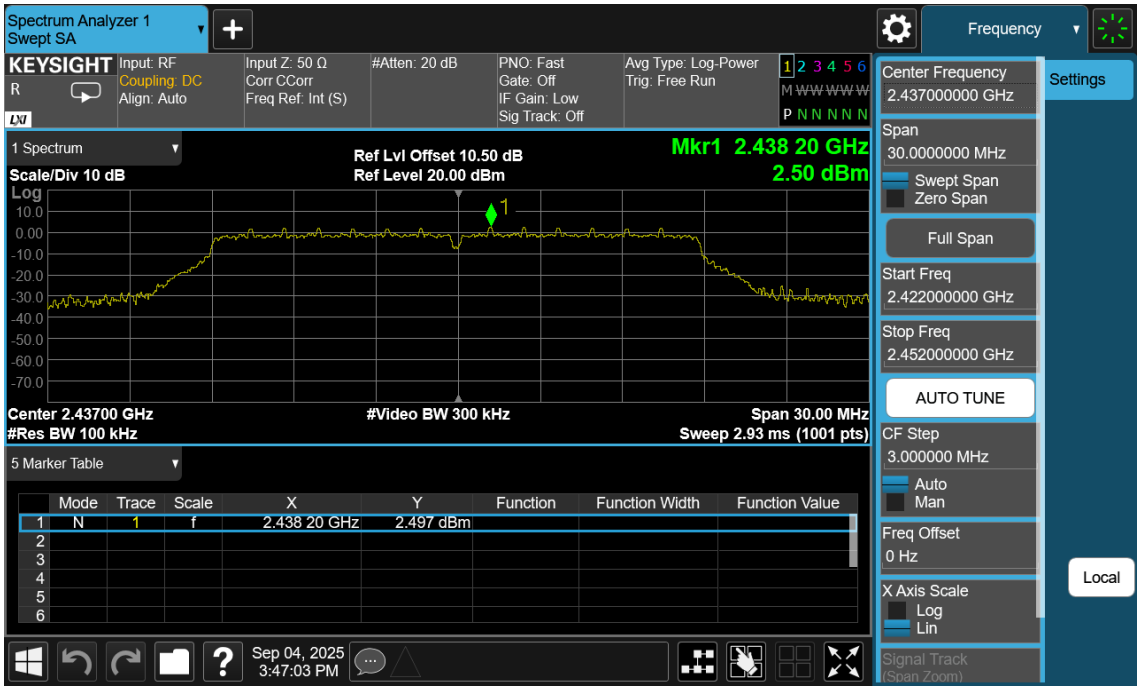

< Highest Channel >

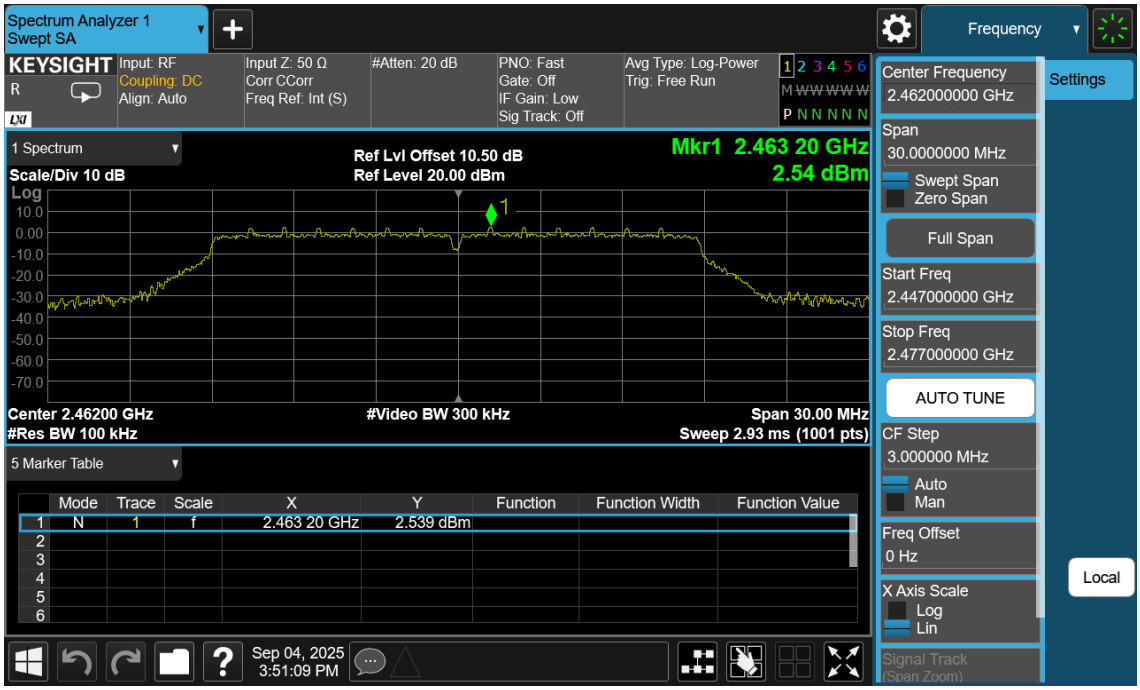

Band Edges<11b>

<Lowest Channel>

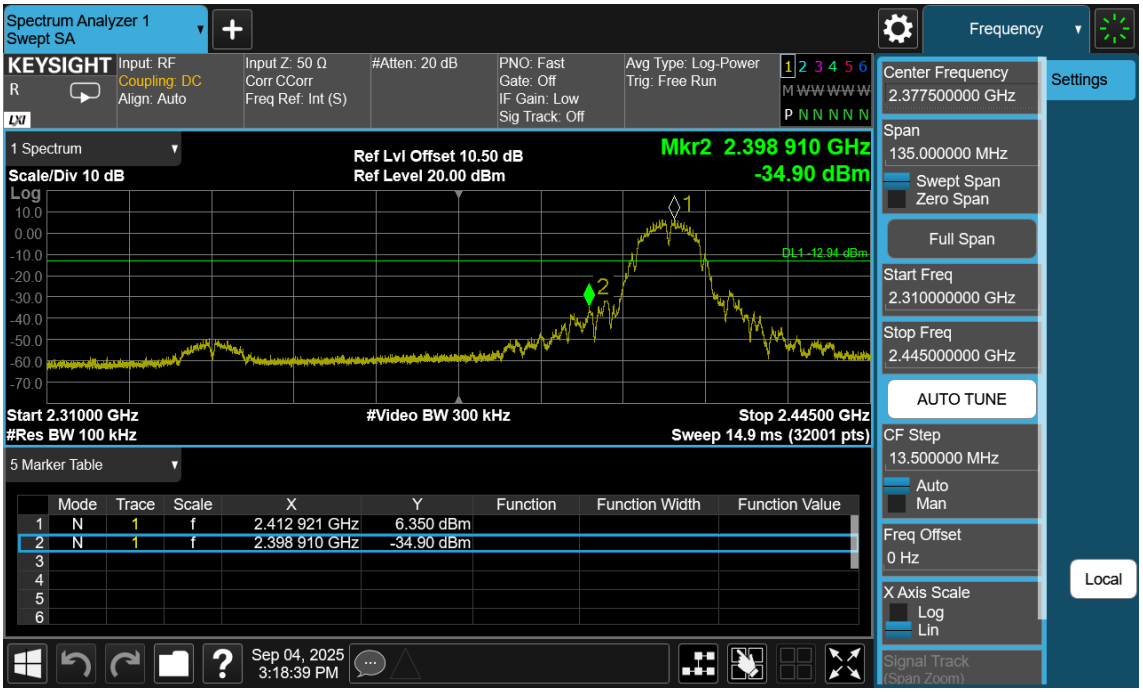

<Highest Channel>

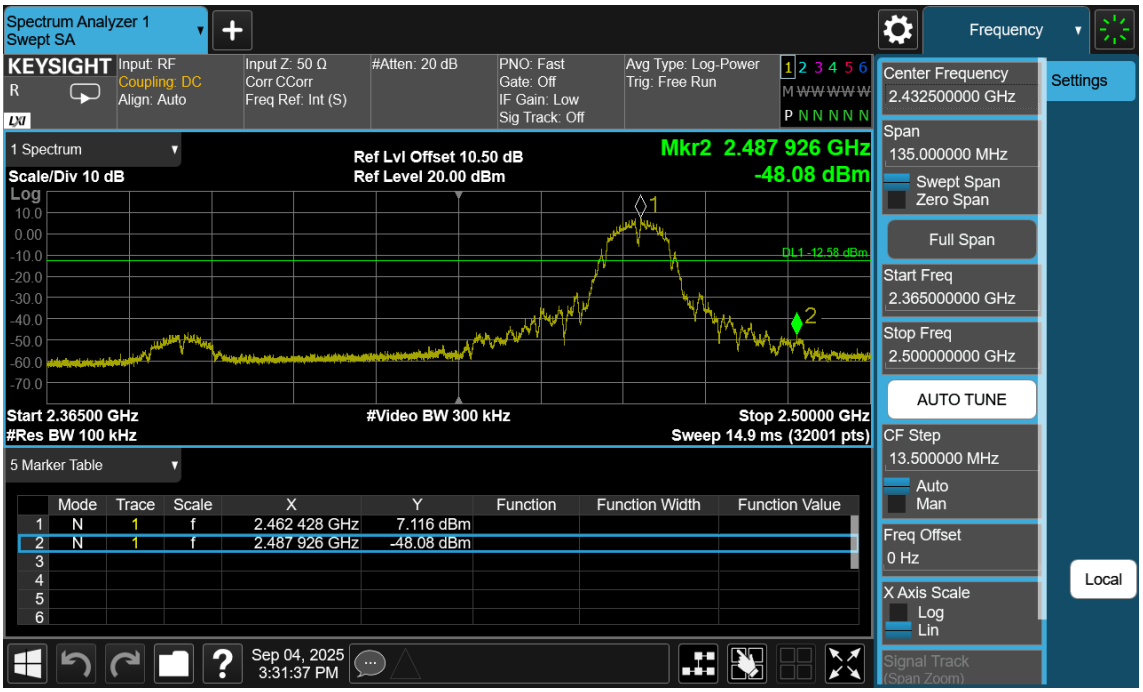

Band Edges<11g>

<Lowest Channel>

<Highest Channel>

Band Edges<11n20>

<Lowest Channel>

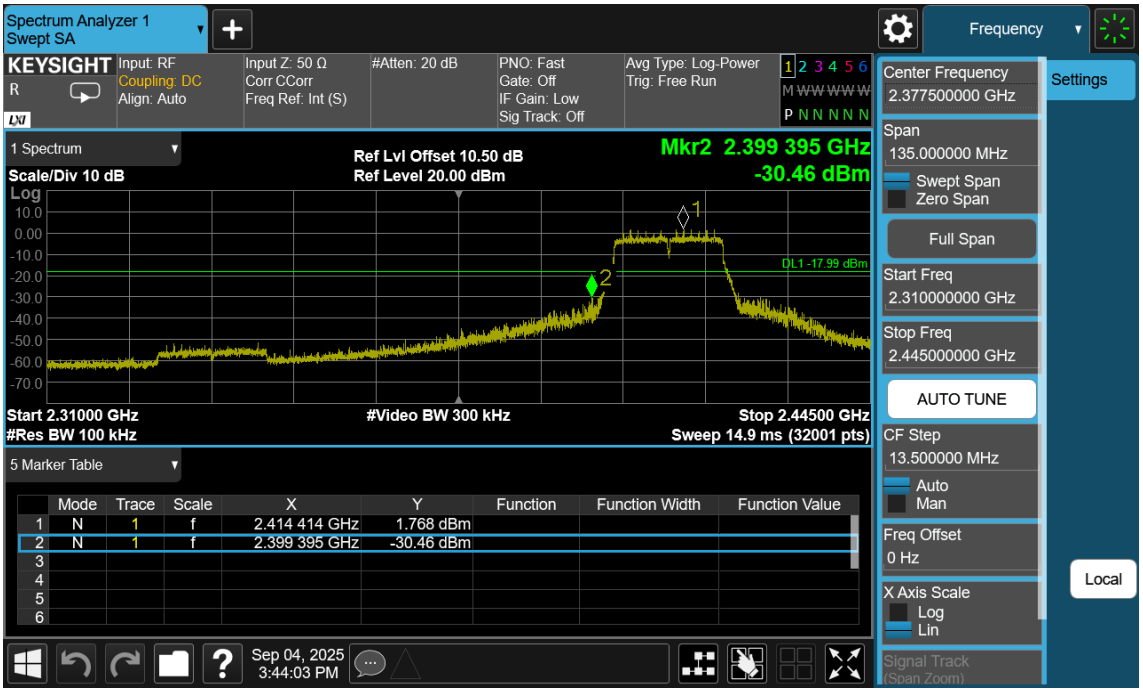

<Highest Channel>

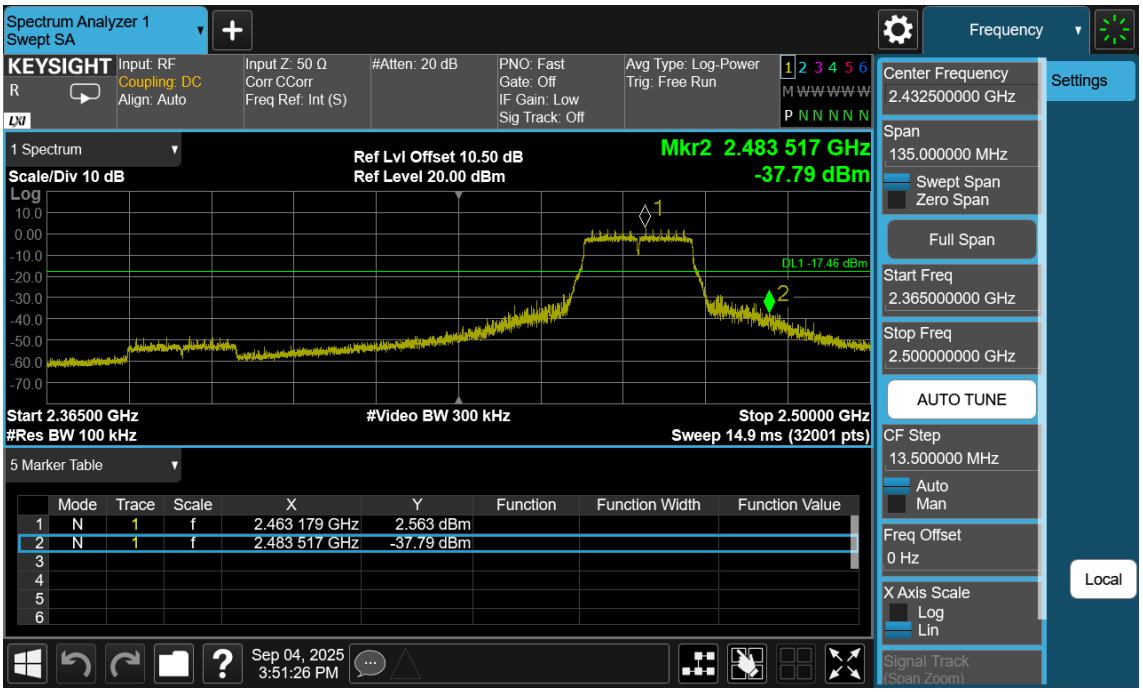

Conducted Spurious Emissions<11b>

<Lowest Channel>

<Middle Channel>

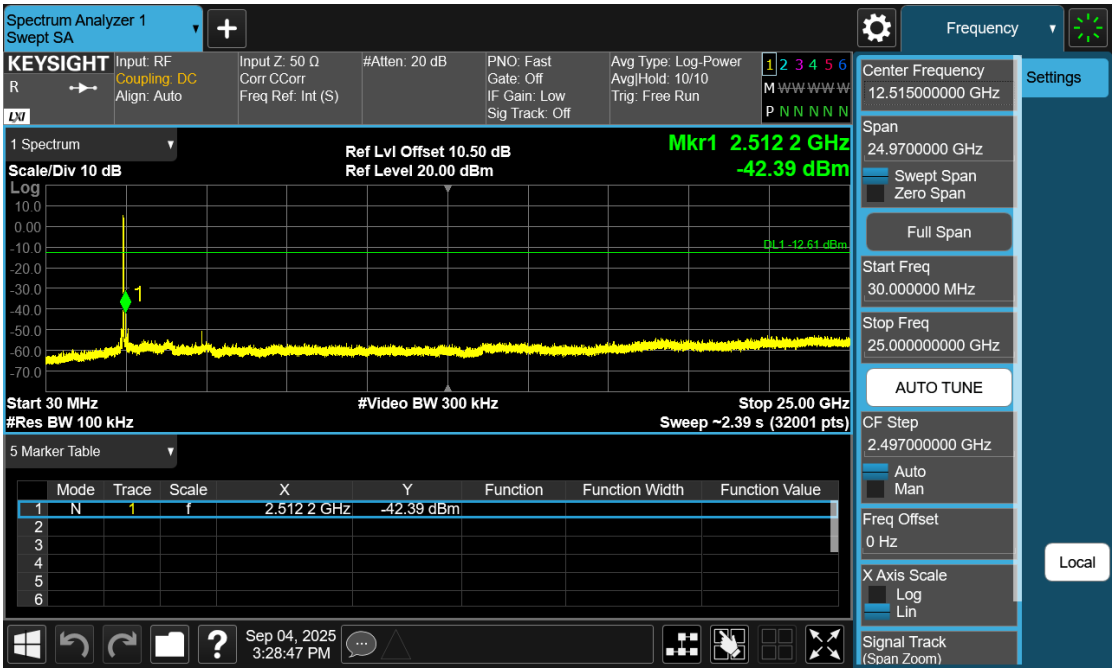

< Highest Channel >

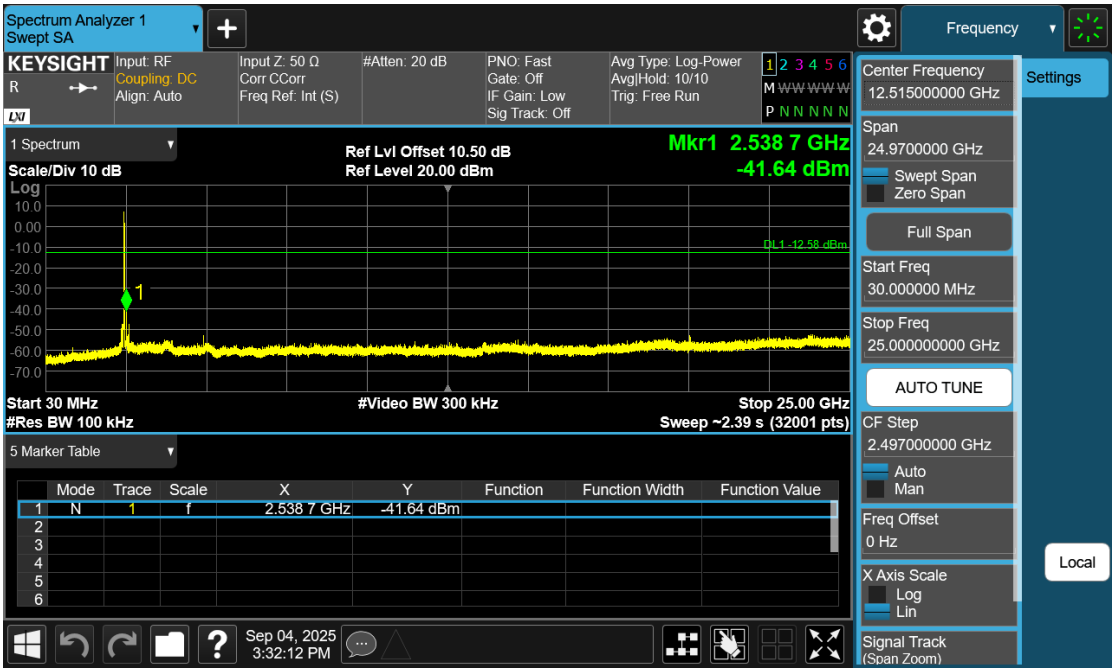

Conducted Spurious Emissions<11g>

<Lowest Channel>

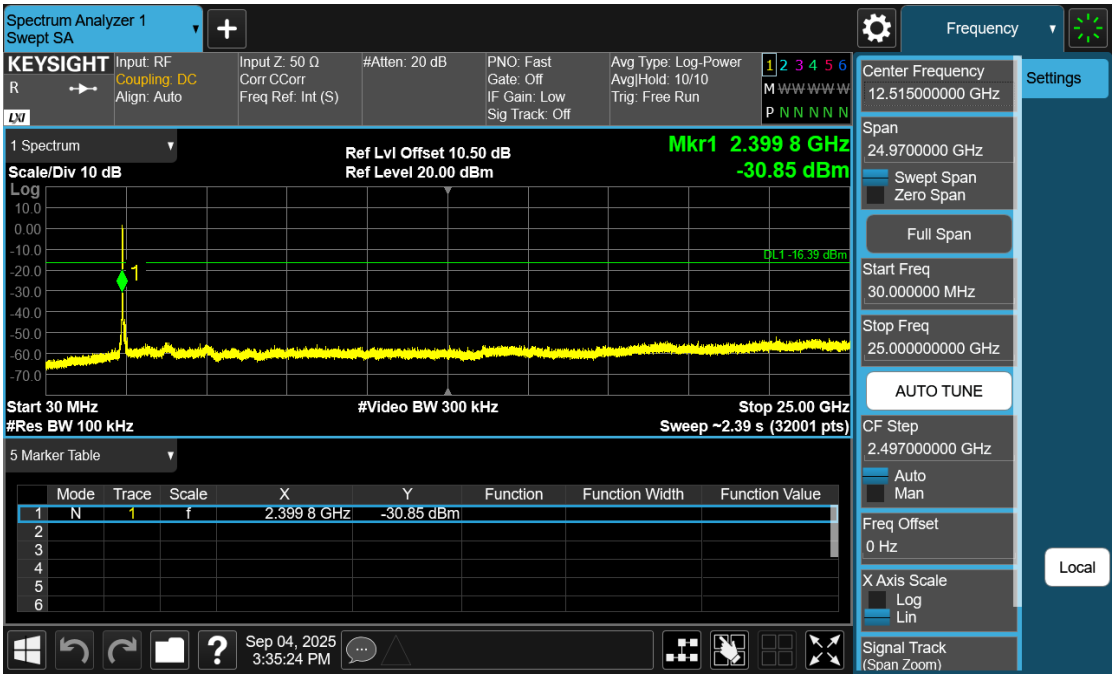

<Middle Channel>

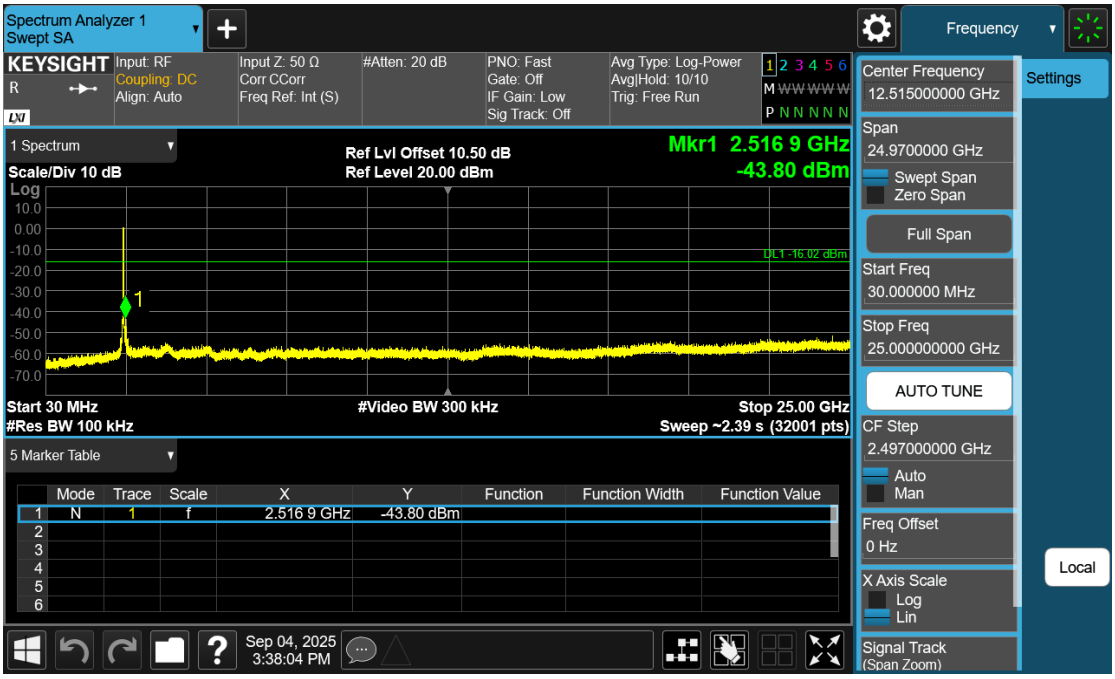

< Highest Channel >

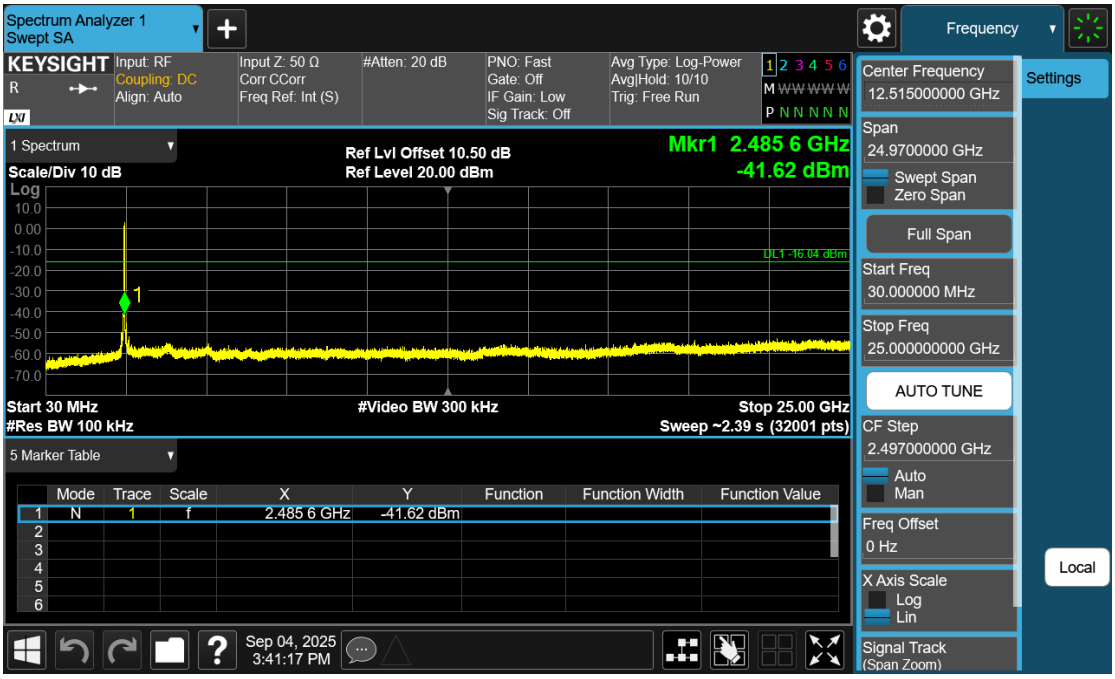

Conducted Spurious Emissions<11n20>

<Lowest Channel>

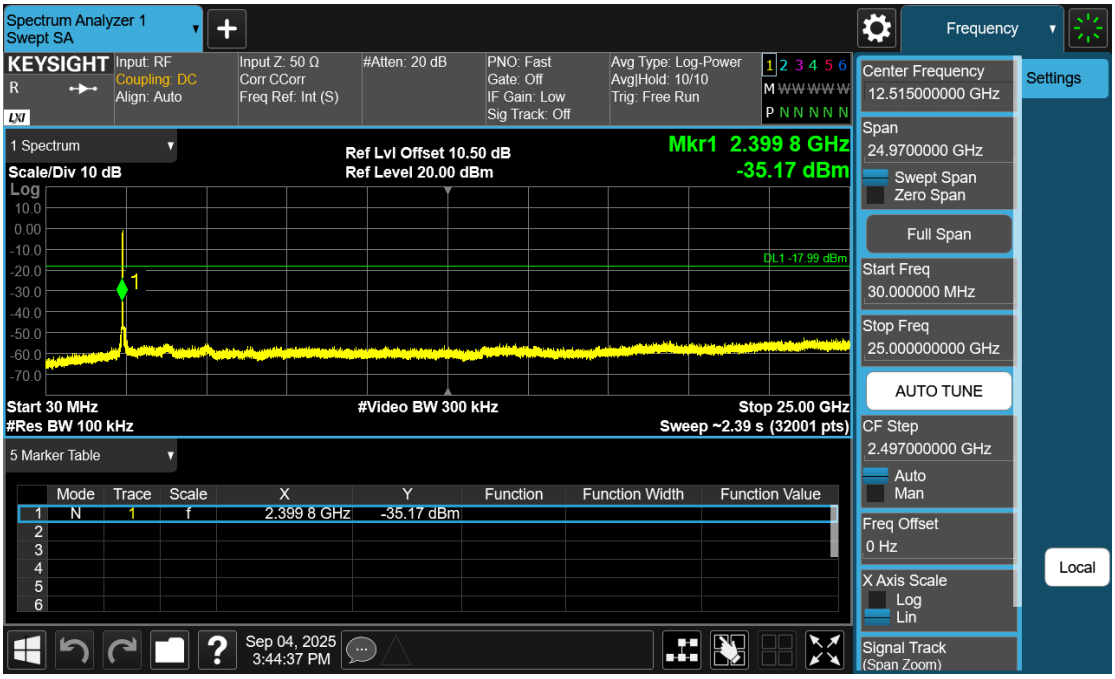

<Middle Channel>

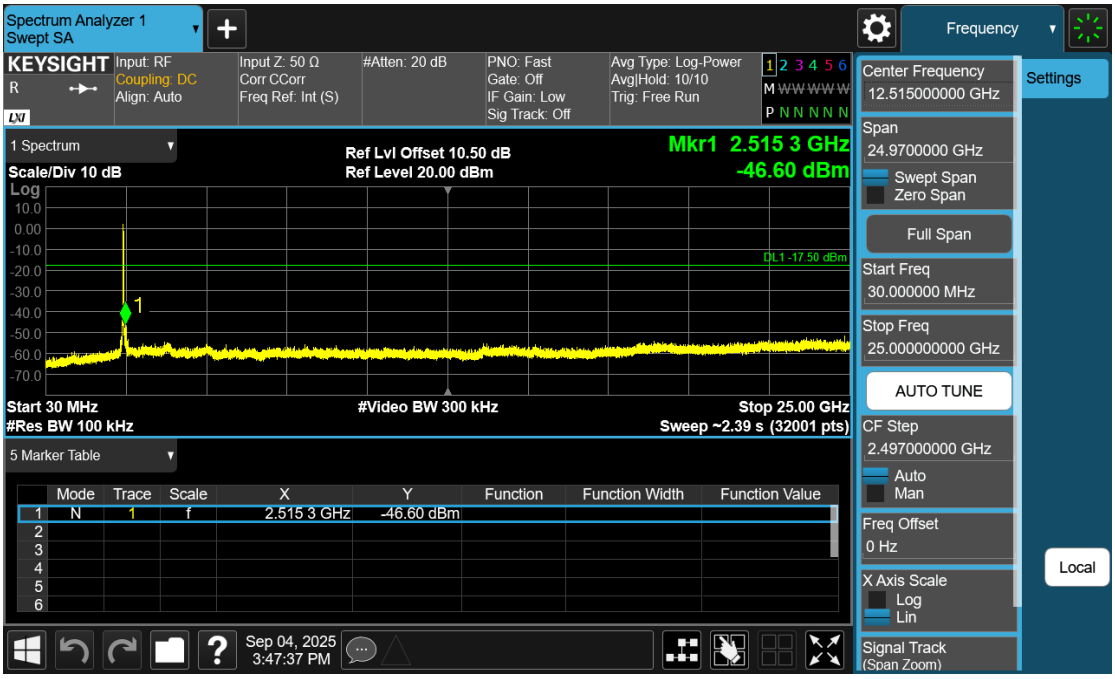

< Highest Channel >

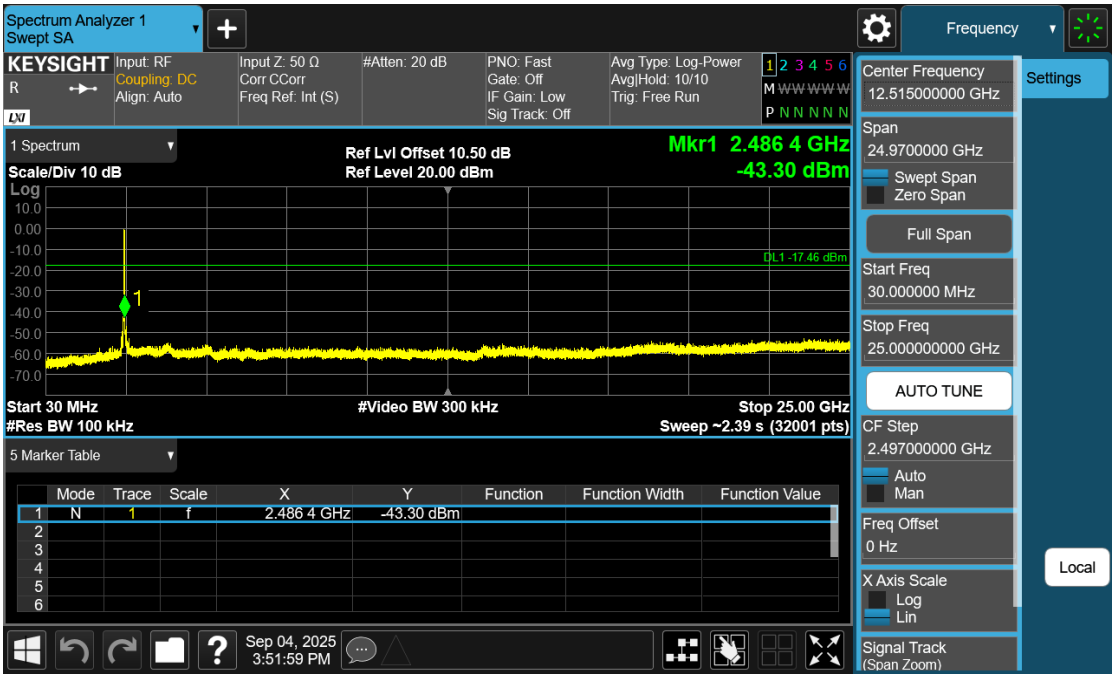

Appendix G. Radiated Spurious Emissions and Band Edges

Frequency 9kHz~30MHz

The emissions (9kHz~30MHz) not reported for there is no emission be found.

Report No.	**:6128625036301**	**Test Date**	**:2025-09-02**
Product Name	**:PUBLIC VIEW MONITOR**	**Model Name**	**:CE-P21E-B**
Operation Band	**:802.11g**	**Temp/Humi**	**:23.4C/68%**
Channel	**:2437 MHz**	**Antenna Pol**	**:Vertical**
Mode	**:Tx**	**Test Engineer**	**:Kevin Syu**
Power Setting	**:32**	**Test Site**	**:chamber B**
Plane	**:Z Plane**	**Voltage**	**:24Vdc From Adapter**
Note	**:**		

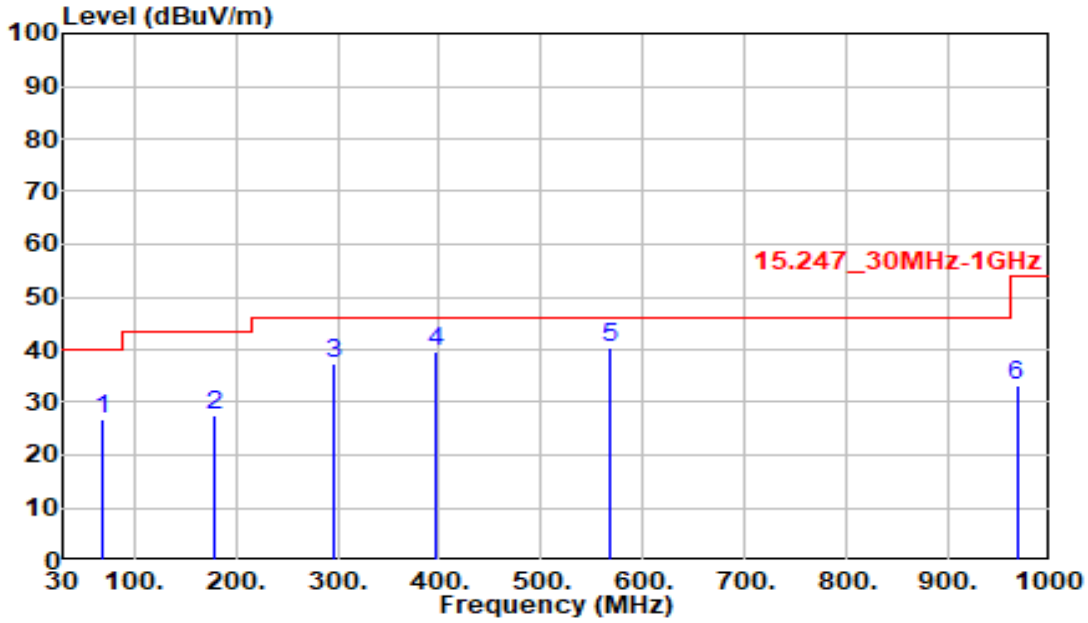

Freq MHz	Read LV. dBuV	Factor dB/m	Emission LV dBuV/m	Limit dBuV/m	Margin dB	Detector PK/QP/AV	Apos CM	TPos DEG
69.770	52.83	-26.22	26.61	40.00	-13.39	Peak	330	208
179.380	52.75	-25.25	27.50	43.50	-16.00	Peak	249	259
295.780	60.59	-23.22	37.37	46.00	-8.63	Peak	303	54
395.690	59.87	-20.36	39.51	46.00	-6.49	QP	148	355
568.350	56.89	-16.56	40.33	46.00	-5.67	QP	165	186
967.020	43.54	-10.43	33.11	54.00	-20.89	Peak	286	87

Report No.	**:6128625036301**	**Test Date**	**:2025-09-02**
Product Name	**:PUBLIC VIEW MONITOR**	**Model Name**	**:CE-P21E-B**
Operation Band	**:802.11g**	**Temp/Humi**	**:23.4C/68%**
Channel	**:2437 MHz**	**Antenna Pol**	**:Horizontal**
Mode	**:Tx**	**Test Engineer**	**:Kevin Syu**
Power Setting	**:32**	**Test Site**	**:chamber B**
Plane	**:Z Plane**	**Voltage**	**:24Vdc From Adapter**
Note	**:**		

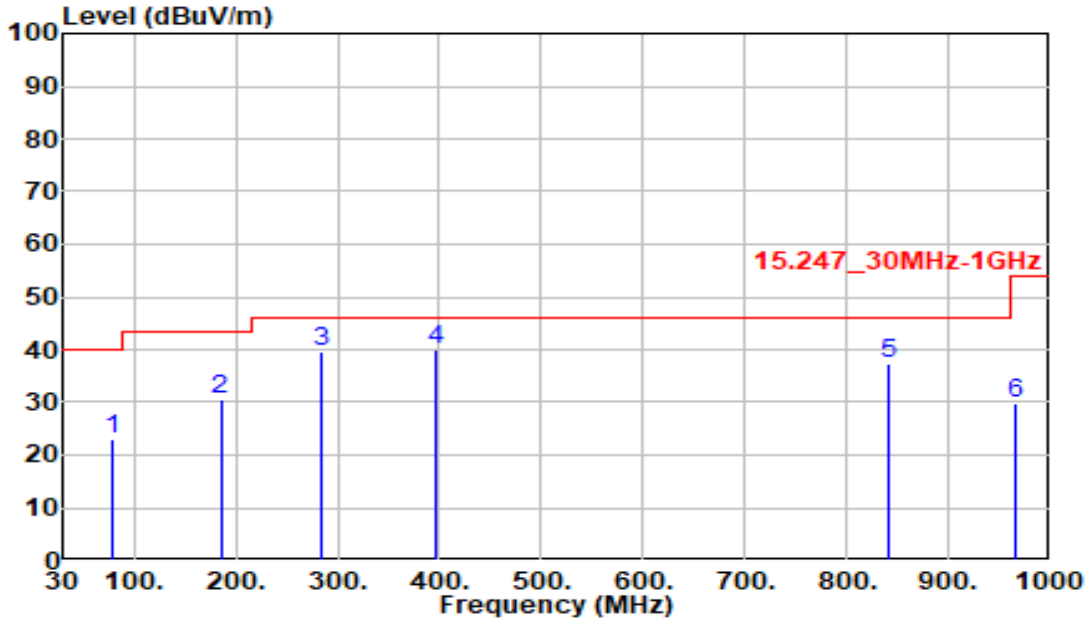

Freq MHz	Read LV. dBuV	Factor dB/m	Emission LV dBuV/m	Limit dBuV/m	Margin dB	Detector PK/QP/AV	Apos CM	TPos DEG
78.500	51.22	-28.13	23.09	40.00	-16.91	Peak	166	272
185.200	56.34	-25.96	30.38	43.50	-13.12	Peak	348	265
284.140	63.18	-23.56	39.62	46.00	-6.38	Peak	128	177
395.690	60.28	-20.36	39.92	46.00	-6.08	Peak	204	350
841.890	49.22	-12.03	37.19	46.00	-8.81	Peak	315	329
966.050	40.34	-10.43	29.91	54.00	-24.09	Peak	257	147

Report No.	**:6128625036301**	**Test Date**	**:2025-09-02**
Product Name	**:PUBLIC VIEW MONITOR**	**Model Name**	**:CE-P21E-B**
Operation Band	**:802.11b**	**Temp/Humi**	**:23.4C/68%**
Channel	**:2412 MHz**	**Antenna Pol**	**:Vertical**
Mode	**:Tx**	**Test Engineer**	**:Kevin Syu**
Power Setting	**:32**	**Test Site**	**:chamber B**
Plane	**:Z Plane**	**Voltage**	**:24Vdc From Adapter**
Note	**:**		

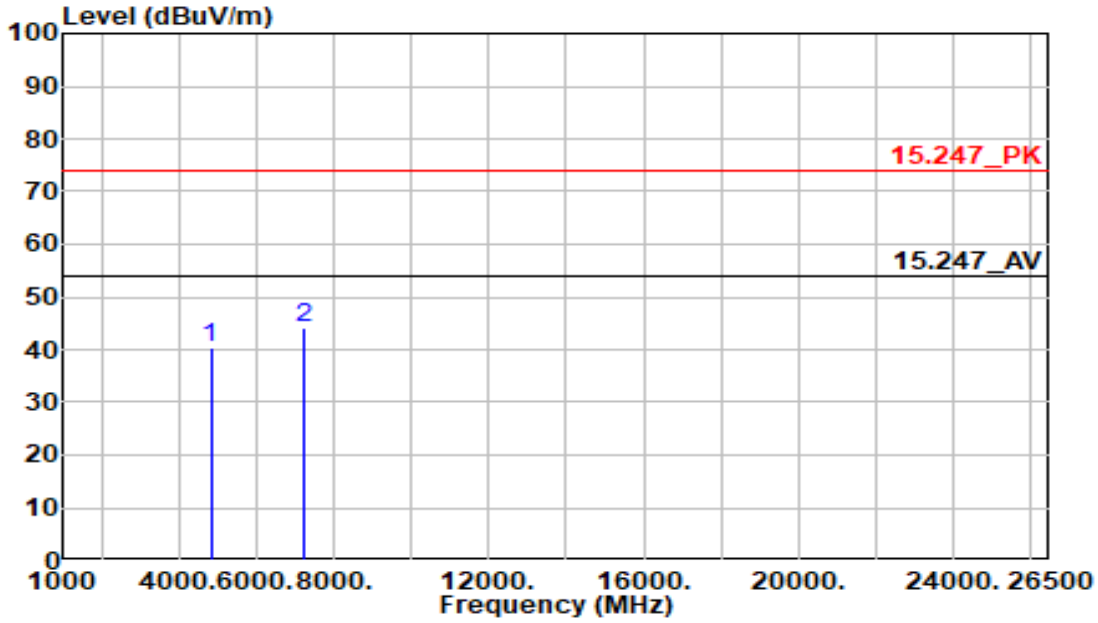

Freq MHz	Read LV. dBuV	Factor dB/m	Emission LV dBuV/m	Limit dBuV/m	Margin dB	Detector PK/QP/AV	Apos CM	TPos DEG
4824.000	44.77	-4.35	40.42	74.00	-33.58	Peak	121	18
7236.000	42.48	1.71	44.19	74.00	-29.81	Peak	109	57

Report No.	**:6128625036301**	**Test Date**	**:2025-09-02**
Product Name	**:PUBLIC VIEW MONITOR**	**Model Name**	**:CE-P21E-B**
Operation Band	**:802.11b**	**Temp/Humi**	**:23.4C/68%**
Channel	**:2412 MHz**	**Antenna Pol**	**:Horizontal**
Mode	**:Tx**	**Test Engineer**	**:Kevin Syu**
Power Setting	**:32**	**Test Site**	**:chamber B**
Plane	**:Z Plane**	**Voltage**	**:24Vdc From Adapter**
Note	**:**		

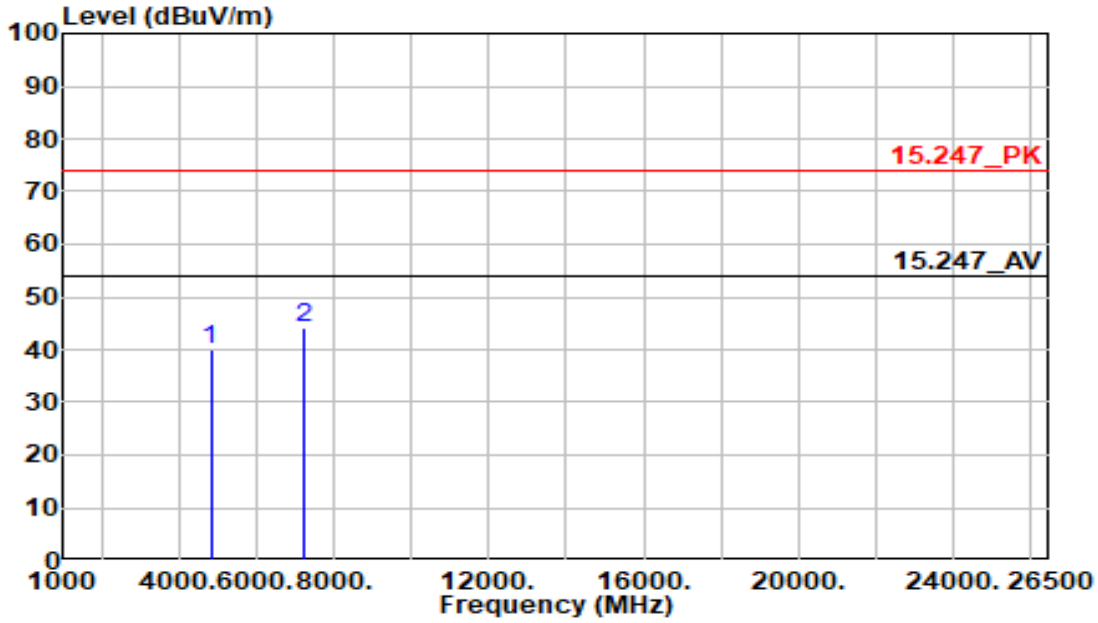

Freq MHz	Read LV. dBuV	Factor dB/m	Emission LV dBuV/m	Limit dBuV/m	Margin dB	Detector PK/QP/AV	Apos CM	TPos DEG
4824.000	44.17	-4.35	39.82	74.00	-34.18	Peak	214	137
7236.000	42.54	1.71	44.25	74.00	-29.75	Peak	165	109

Report No.	**:6128625036301**	**Test Date**	**:2025-09-02**
Product Name	**:PUBLIC VIEW MONITOR**	**Model Name**	**:CE-P21E-B**
Operation Band	**:802.11b**	**Temp/Humi**	**:23.4C/68%**
Channel	**:2437 MHz**	**Antenna Pol**	**:Vertical**
Mode	**:Tx**	**Test Engineer**	**:Kevin Syu**
Power Setting	**:32**	**Test Site**	**:chamber B**
Plane	**:Z Plane**	**Voltage**	**:24Vdc From Adapter**
Note	**:**		

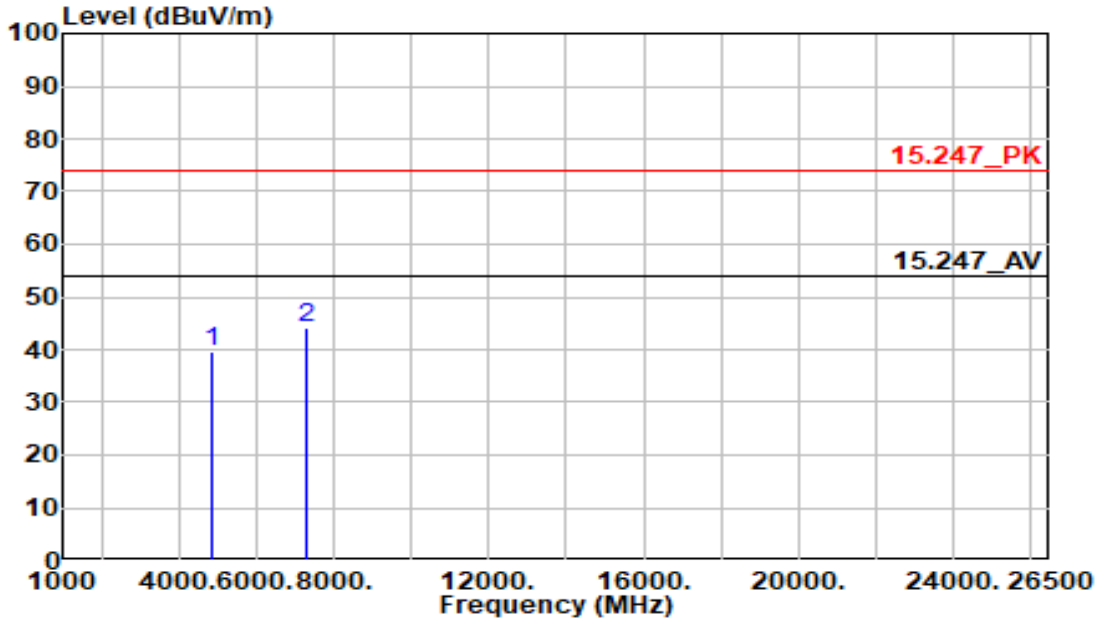

Freq MHz	Read LV. dBuV	Factor dB/m	Emission LV dBuV/m	Limit dBuV/m	Margin dB	Detector PK/QP/AV	Apos CM	TPos DEG
4874.000	43.90	-4.19	39.71	74.00	-34.29	Peak	146	354
7311.000	42.30	1.85	44.15	74.00	-29.85	Peak	207	184

Report No.	**:6128625036301**	**Test Date**	**:2025-09-02**
Product Name	**:PUBLIC VIEW MONITOR**	**Model Name**	**:CE-P21E-B**
Operation Band	**:802.11b**	**Temp/Humi**	**:23.4C/68%**
Channel	**:2437 MHz**	**Antenna Pol**	**:Horizontal**
Mode	**:Tx**	**Test Engineer**	**:Kevin Syu**
Power Setting	**:32**	**Test Site**	**:chamber B**
Plane	**:Z Plane**	**Voltage**	**:24Vdc From Adapter**
Note	**:**		

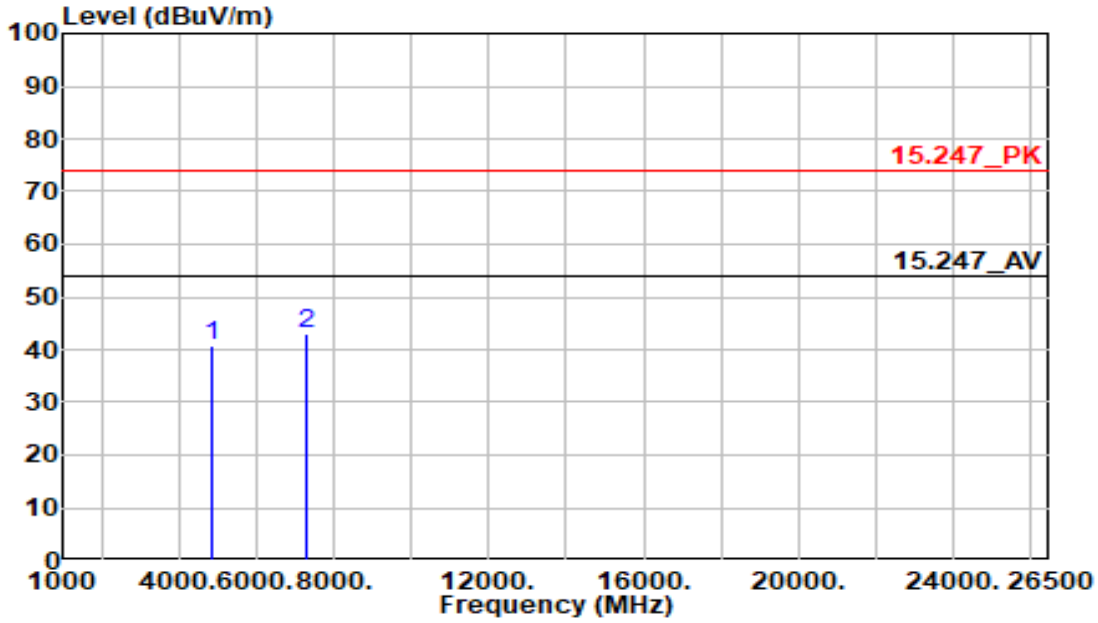

Freq MHz	Read LV. dBuV	Factor dB/m	Emission LV dBuV/m	Limit dBuV/m	Margin dB	Detector PK/QP/AV	Apos CM	TPos DEG
4874.000	44.91	-4.19	40.72	74.00	-33.28	Peak	314	43
7311.000	41.12	1.85	42.97	74.00	-31.03	Peak	241	76

Report No.	**:6128625036301**	**Test Date**	**:2025-09-02**
Product Name	**:PUBLIC VIEW MONITOR**	**Model Name**	**:CE-P21E-B**
Operation Band	**:802.11b**	**Temp/Humi**	**:23.4C/68%**
Channel	**:2462 MHz**	**Antenna Pol**	**:Vertical**
Mode	**:Tx**	**Test Engineer**	**:Kevin Syu**
Power Setting	**:32**	**Test Site**	**:chamber B**
Plane	**:Z Plane**	**Voltage**	**:24Vdc From Adapter**
Note	**:**		

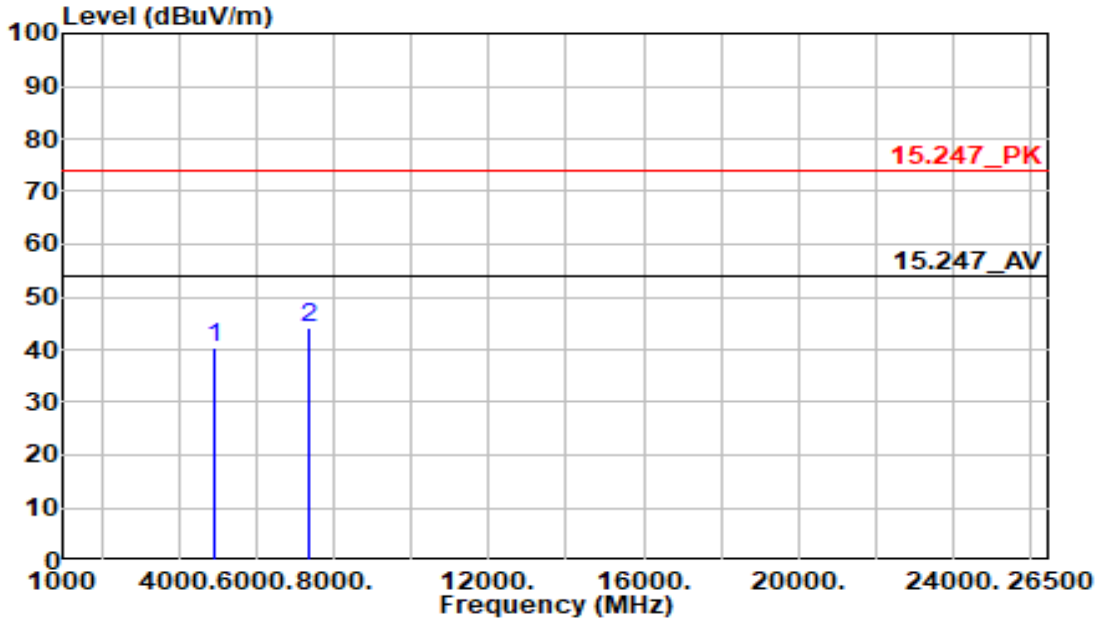

Freq MHz	Read LV. dBuV	Factor dB/m	Emission LV dBuV/m	Limit dBuV/m	Margin dB	Detector PK/QP/AV	Apos CM	TPos DEG
4924.000	44.25	-4.03	40.22	74.00	-33.78	Peak	248	34
7386.000	42.13	2.00	44.13	74.00	-29.87	Peak	192	221

Report No.	**:6128625036301**	**Test Date**	**:2025-09-02**
Product Name	**:PUBLIC VIEW MONITOR**	**Model Name**	**:CE-P21E-B**
Operation Band	**:802.11b**	**Temp/Humi**	**:23.4C/68%**
Channel	**:2462 MHz**	**Antenna Pol**	**:Horizontal**
Mode	**:Tx**	**Test Engineer**	**:Kevin Syu**
Power Setting	**:32**	**Test Site**	**:chamber B**
Plane	**:Z Plane**	**Voltage**	**:24Vdc From Adapter**
Note	**:**		

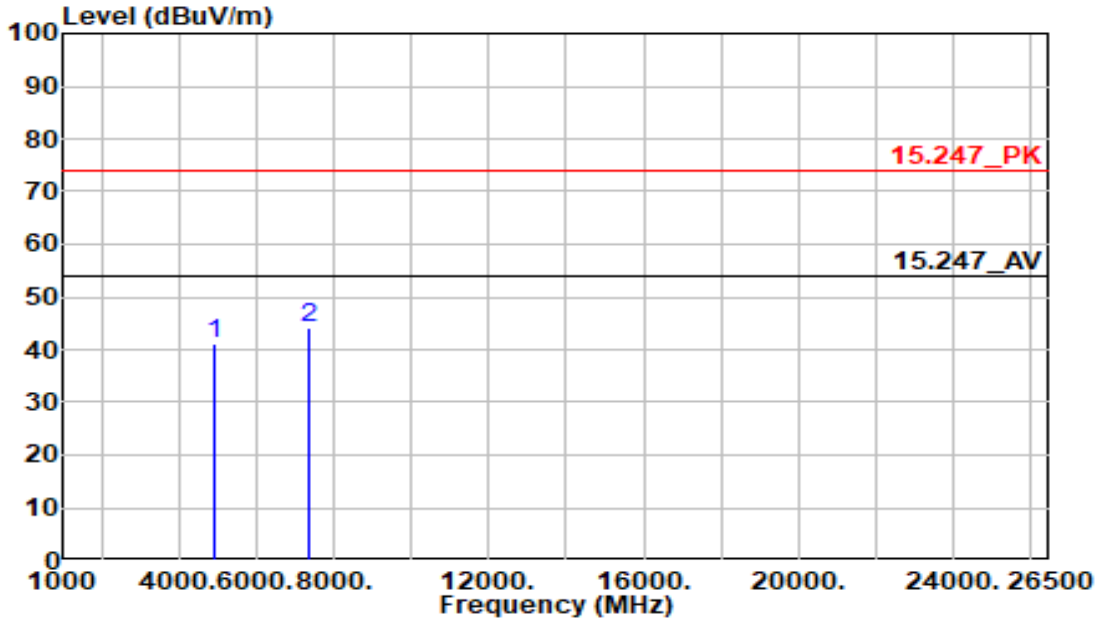

Freq MHz	Read LV. dBuV	Factor dB/m	Emission LV dBuV/m	Limit dBuV/m	Margin dB	Detector PK/QP/AV	Apos CM	TPos DEG
4924.000	45.21	-4.03	41.18	74.00	-32.82	Peak	219	347
7386.000	41.97	2.00	43.97	74.00	-30.03	Peak	261	349

Report No.	**:6128625036301**	**Test Date**	**:2025-09-02**
Product Name	**:PUBLIC VIEW MONITOR**	**Model Name**	**:CE-P21E-B**
Operation Band	**:802.11g**	**Temp/Humi**	**:23.4C/68%**
Channel	**:2412 MHz**	**Antenna Pol**	**:Vertical**
Mode	**:Tx**	**Test Engineer**	**:Kevin Syu**
Power Setting	**:32**	**Test Site**	**:chamber B**
Plane	**:Z Plane**	**Voltage**	**:24Vdc From Adapter**
Note	**:**		

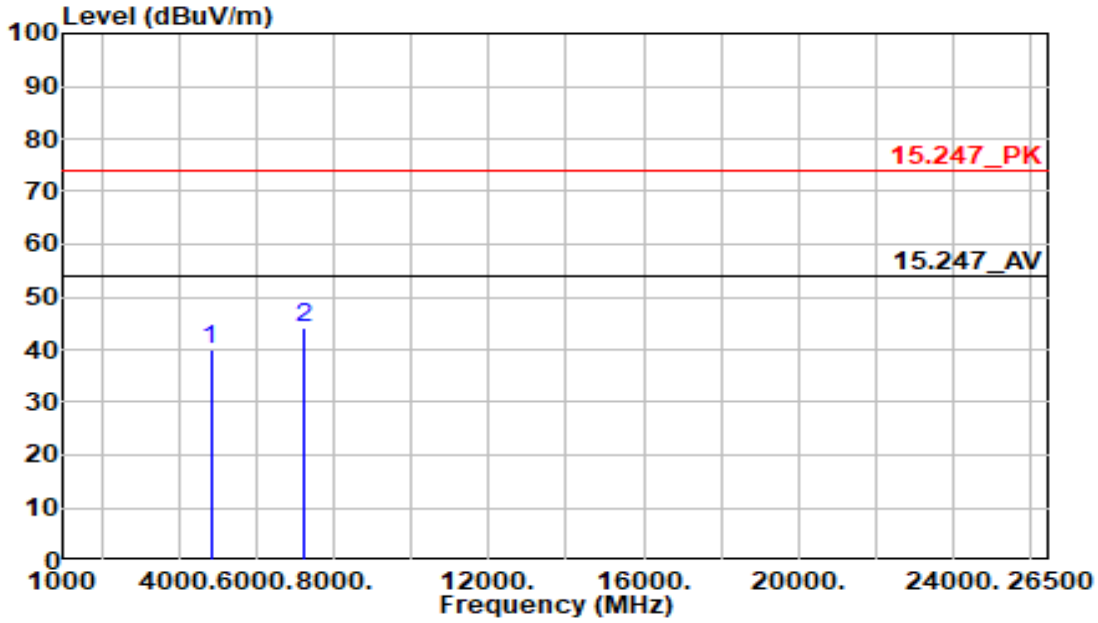

Freq MHz	Read LV. dBuV	Factor dB/m	Emission LV dBuV/m	Limit dBuV/m	Margin dB	Detector PK/QP/AV	Apos CM	TPos DEG
4824.000	44.47	-4.35	40.12	74.00	-33.88	Peak	164	138
7236.000	42.62	1.71	44.33	74.00	-29.67	Peak	218	192

Report No.	**:6128625036301**	**Test Date**	**:2025-09-02**
Product Name	**:PUBLIC VIEW MONITOR**	**Model Name**	**:CE-P21E-B**
Operation Band	**:802.11g**	**Temp/Humi**	**:23.4C/68%**
Channel	**:2412 MHz**	**Antenna Pol**	**:Horizontal**
Mode	**:Tx**	**Test Engineer**	**:Kevin Syu**
Power Setting	**:32**	**Test Site**	**:chamber B**
Plane	**:Z Plane**	**Voltage**	**:24Vdc From Adapter**
Note	**:**		

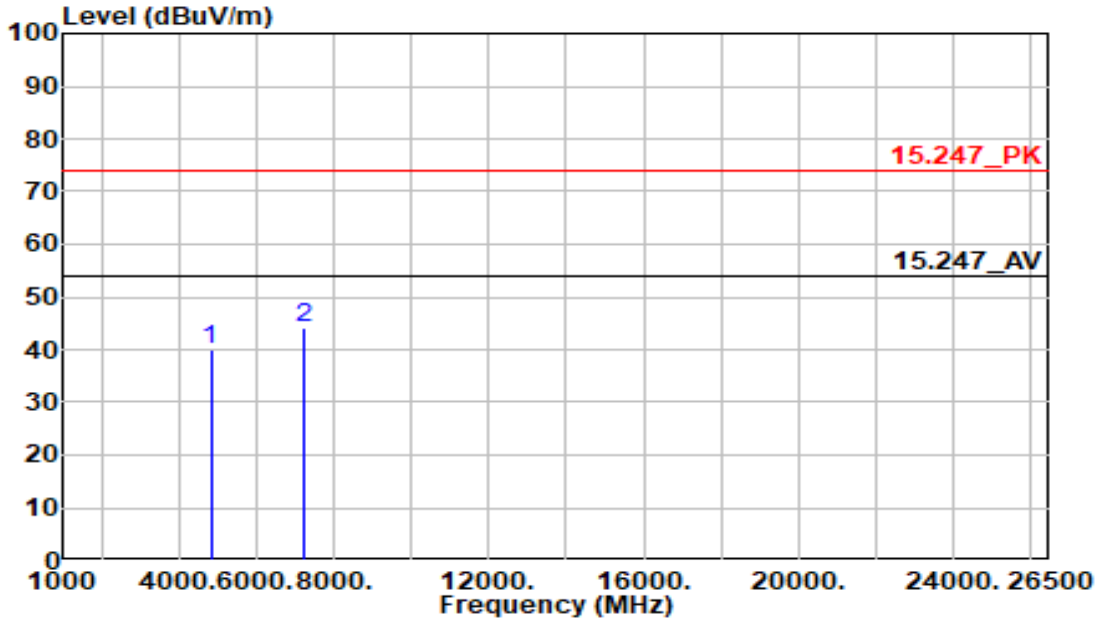

Freq MHz	Read LV. dBuV	Factor dB/m	Emission LV dBuV/m	Limit dBuV/m	Margin dB	Detector PK/QP/AV	Apos CM	TPos DEG
4824.000	44.26	-4.35	39.91	74.00	-34.09	Peak	231	293
7236.000	42.49	1.71	44.20	74.00	-29.80	Peak	268	230

Report No.	**:6128625036301**	**Test Date**	**:2025-09-02**
Product Name	**:PUBLIC VIEW MONITOR**	**Model Name**	**:CE-P21E-B**
Operation Band	**:802.11g**	**Temp/Humi**	**:23.4C/68%**
Channel	**:2437 MHz**	**Antenna Pol**	**:Vertical**
Mode	**:Tx**	**Test Engineer**	**:Kevin Syu**
Power Setting	**:32**	**Test Site**	**:chamber B**
Plane	**:Z Plane**	**Voltage**	**:24Vdc From Adapter**
Note	**:**		

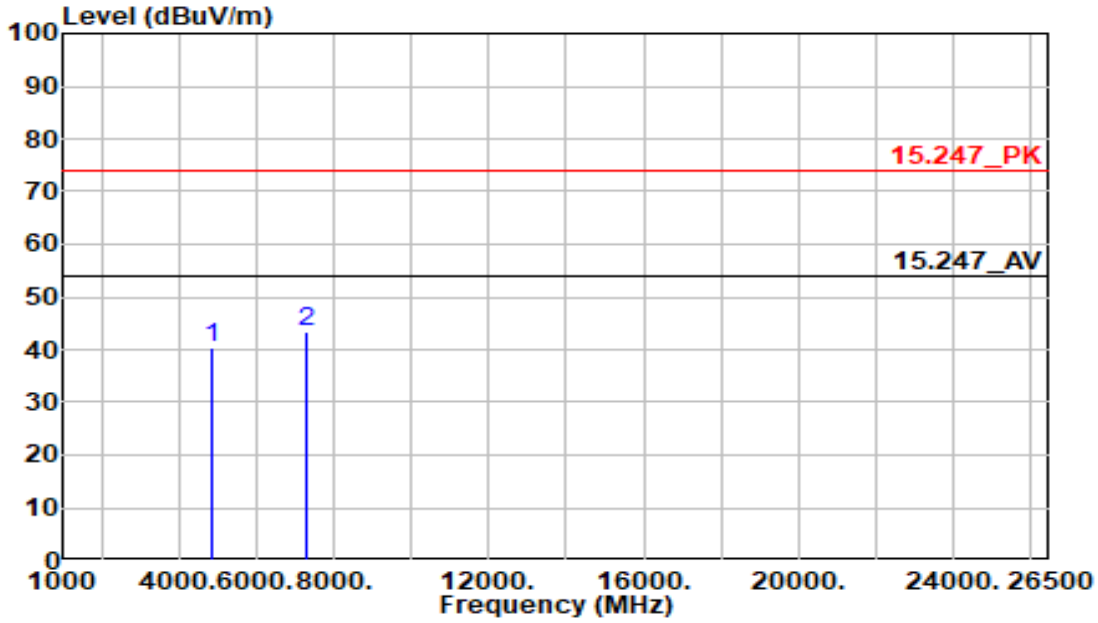

Freq MHz	Read LV. dBuV	Factor dB/m	Emission LV dBuV/m	Limit dBuV/m	Margin dB	Detector PK/QP/AV	Apos CM	TPos DEG
4874.000	44.43	-4.19	40.24	74.00	-33.76	Peak	218	53
7311.000	41.51	1.85	43.36	74.00	-30.64	Peak	164	243

Report No.	**:6128625036301**	**Test Date**	**:2025-09-02**
Product Name	**:PUBLIC VIEW MONITOR**	**Model Name**	**:CE-P21E-B**
Operation Band	**:802.11g**	**Temp/Humi**	**:23.4C/68%**
Channel	**:2437 MHz**	**Antenna Pol**	**:Horizontal**
Mode	**:Tx**	**Test Engineer**	**:Kevin Syu**
Power Setting	**:32**	**Test Site**	**:chamber B**
Plane	**:Z Plane**	**Voltage**	**:24Vdc From Adapter**
Note	**:**		

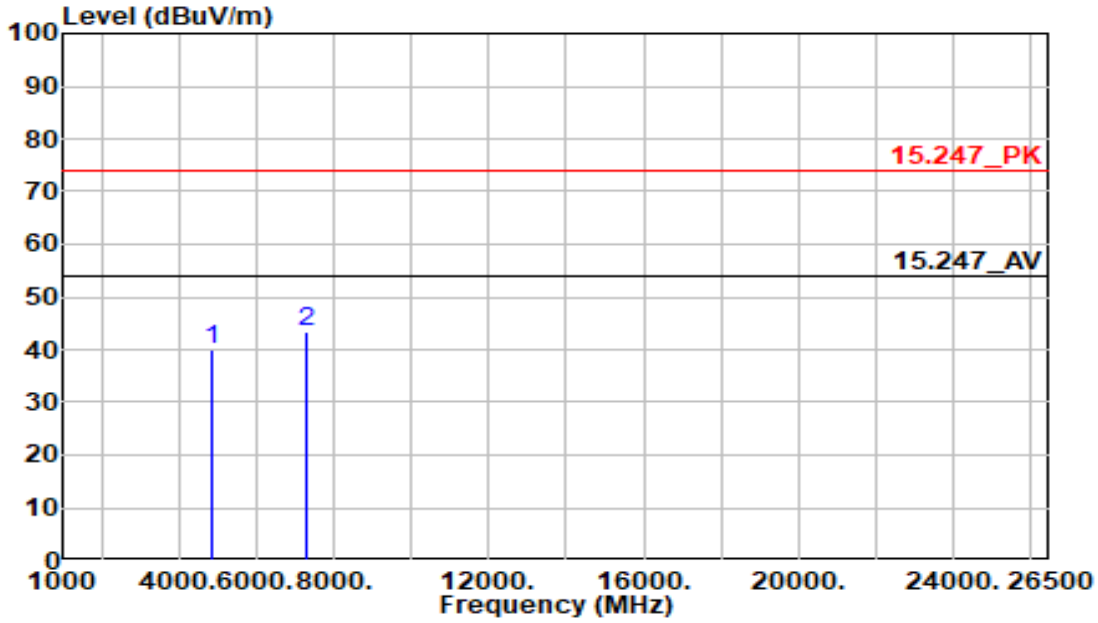

Freq MHz	Read LV. dBuV	Factor dB/m	Emission LV dBuV/m	Limit dBuV/m	Margin dB	Detector PK/QP/AV	Apos CM	TPos DEG
4874.000	44.33	-4.19	40.14	74.00	-33.86	Peak	317	344
7311.000	41.45	1.85	43.30	74.00	-30.70	Peak	209	209

Report No.	**:6128625036301**	**Test Date**	**:2025-09-02**
Product Name	**:PUBLIC VIEW MONITOR**	**Model Name**	**:CE-P21E-B**
Operation Band	**:802.11g**	**Temp/Humi**	**:23.4C/68%**
Channel	**:2462 MHz**	**Antenna Pol**	**:Vertical**
Mode	**:Tx**	**Test Engineer**	**:Kevin Syu**
Power Setting	**:32**	**Test Site**	**:chamber B**
Plane	**:Z Plane**	**Voltage**	**:24Vdc From Adapter**
Note	**:**		

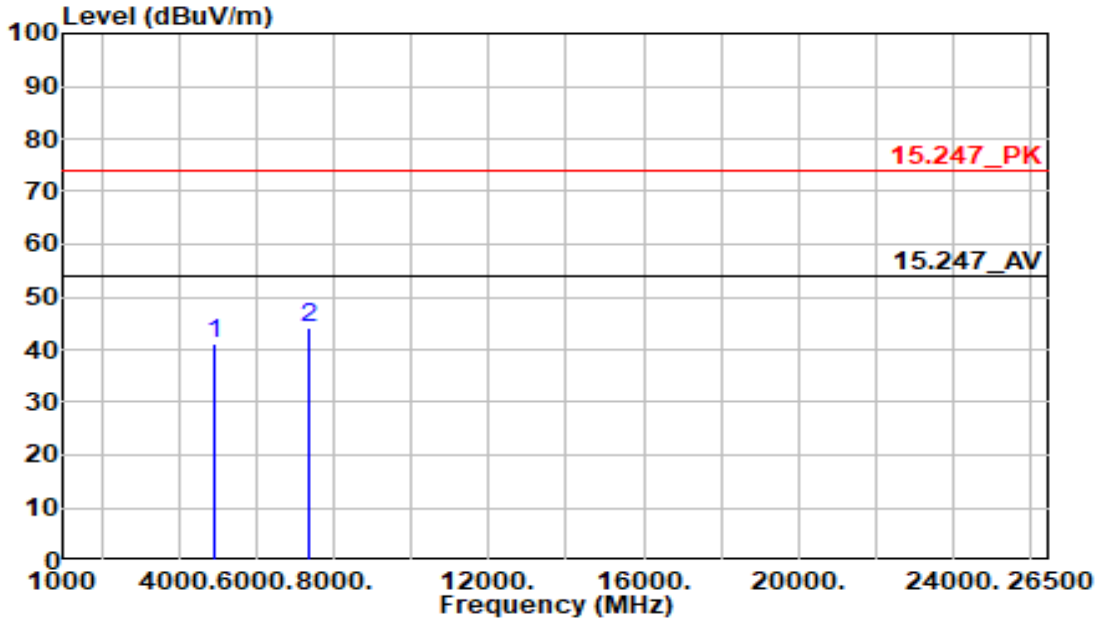

Freq MHz	Read LV. dBuV	Factor dB/m	Emission LV dBuV/m	Limit dBuV/m	Margin dB	Detector PK/QP/AV	Apos CM	TPos DEG
4924.000	45.25	-4.03	41.22	74.00	-32.78	Peak	167	129
7386.000	42.21	2.00	44.21	74.00	-29.79	Peak	204	139

Report No.	**:6128625036301**	**Test Date**	**:2025-09-02**
Product Name	**:PUBLIC VIEW MONITOR**	**Model Name**	**:CE-P21E-B**
Operation Band	**:802.11g**	**Temp/Humi**	**:23.4C/68%**
Channel	**:2462 MHz**	**Antenna Pol**	**:Horizontal**
Mode	**:Tx**	**Test Engineer**	**:Kevin Syu**
Power Setting	**:32**	**Test Site**	**:chamber B**
Plane	**:Z Plane**	**Voltage**	**:24Vdc From Adapter**
Note	**:**		

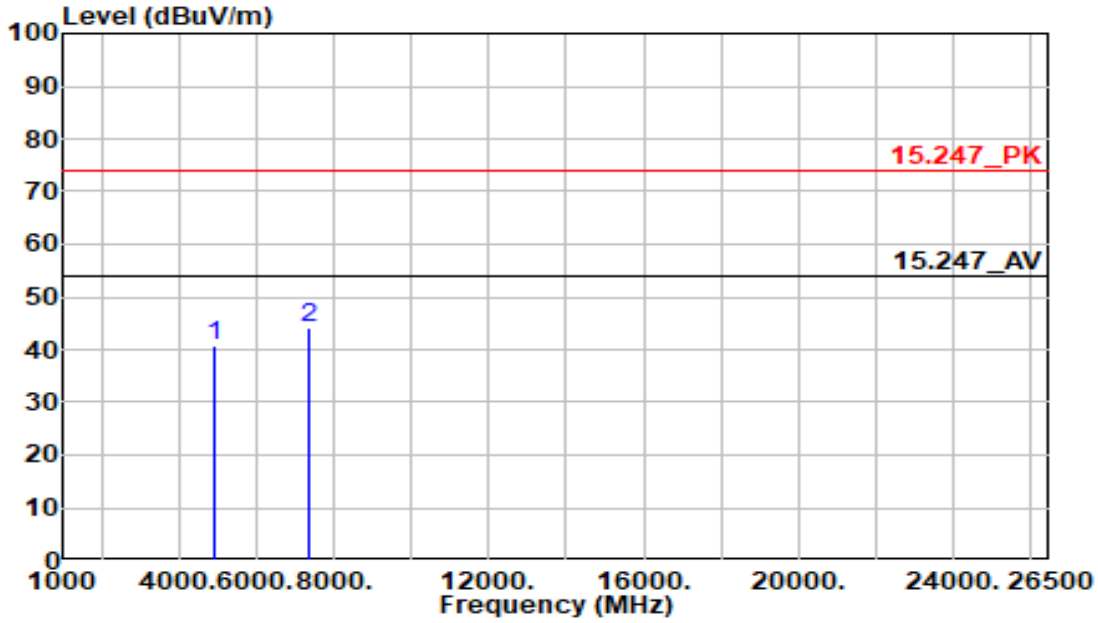

Freq MHz	Read LV. dBuV	Factor dB/m	Emission LV dBuV/m	Limit dBuV/m	Margin dB	Detector PK/QP/AV	Apos CM	TPos DEG
4924.000	44.89	-4.03	40.86	74.00	-33.14	Peak	213	152
7386.000	42.15	2.00	44.15	74.00	-29.85	Peak	189	234

Report No.	**:6128625036301**	**Test Date**	**:2025-09-02**
Product Name	**:PUBLIC VIEW MONITOR**	**Model Name**	**:CE-P21E-B**
Operation Band	**:802.11n20**	**Temp/Humi**	**:23.4C/68%**
Channel	**:2412 MHz**	**Antenna Pol**	**:Vertical**
Mode	**:Tx**	**Test Engineer**	**:Kevin Syu**
Power Setting	**:32**	**Test Site**	**:chamber B**
Plane	**:Z Plane**	**Voltage**	**:24Vdc From Adapter**
Note	**:**		

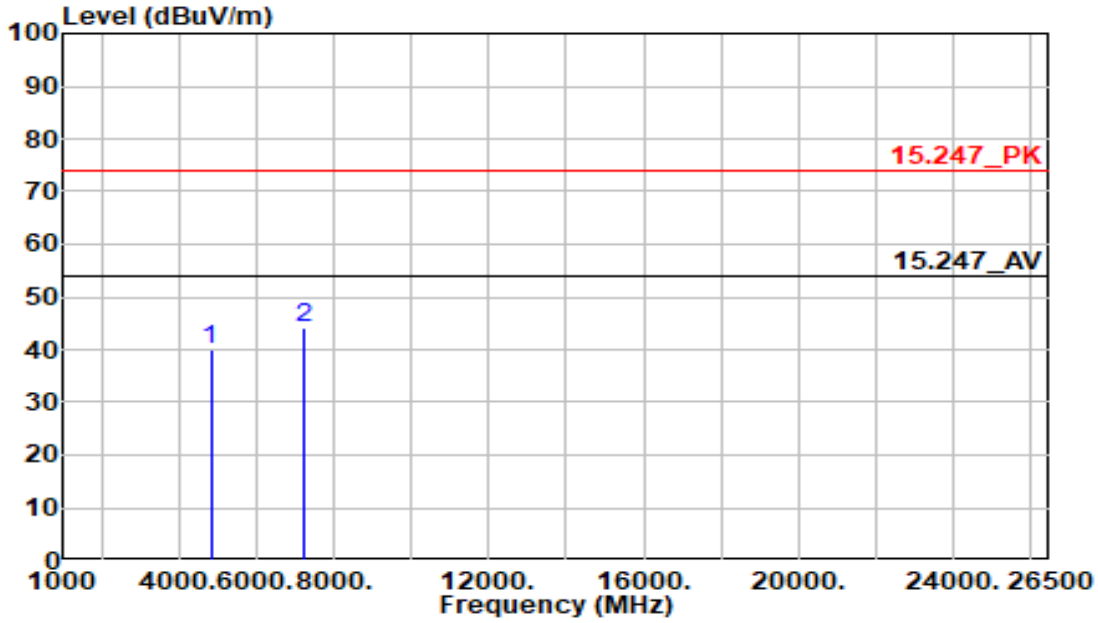

Freq MHz	Read LV. dBuV	Factor dB/m	Emission LV dBuV/m	Limit dBuV/m	Margin dB	Detector PK/QP/AV	Apos CM	TPos DEG
4824.000	44.17	-4.35	39.82	74.00	-34.18	Peak	128	65
7236.000	42.55	1.71	44.26	74.00	-29.74	Peak	167	18

Report No.	**:6128625036301**	**Test Date**	**:2025-09-02**
Product Name	**:PUBLIC VIEW MONITOR**	**Model Name**	**:CE-P21E-B**
Operation Band	**:802.11n20**	**Temp/Humi**	**:23.4C/68%**
Channel	**:2412 MHz**	**Antenna Pol**	**:Horizontal**
Mode	**:Tx**	**Test Engineer**	**:Kevin Syu**
Power Setting	**:32**	**Test Site**	**:chamber B**
Plane	**:Z Plane**	**Voltage**	**:24Vdc From Adapter**
Note	**:**		

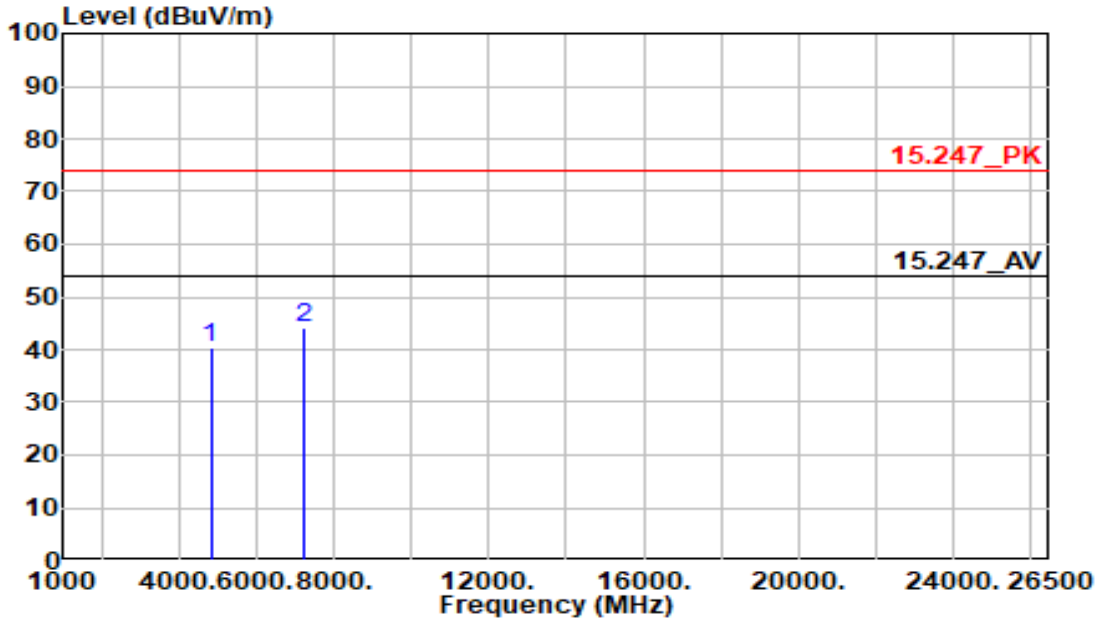

Freq MHz	Read LV. dBuV	Factor dB/m	Emission LV dBuV/m	Limit dBuV/m	Margin dB	Detector PK/QP/AV	Apos CM	TPos DEG
4824.000	44.61	-4.35	40.26	74.00	-33.74	Peak	251	171
7236.000	42.48	1.71	44.19	74.00	-29.81	Peak	193	301

Report No.	**:6128625036301**	**Test Date**	**:2025-09-02**
Product Name	**:PUBLIC VIEW MONITOR**	**Model Name**	**:CE-P21E-B**
Operation Band	**:802.11n20**	**Temp/Humi**	**:23.4C/68%**
Channel	**:2437 MHz**	**Antenna Pol**	**:Vertical**
Mode	**:Tx**	**Test Engineer**	**:Kevin Syu**
Power Setting	**:32**	**Test Site**	**:chamber B**
Plane	**:Z Plane**	**Voltage**	**:24Vdc From Adapter**
Note	**:**		

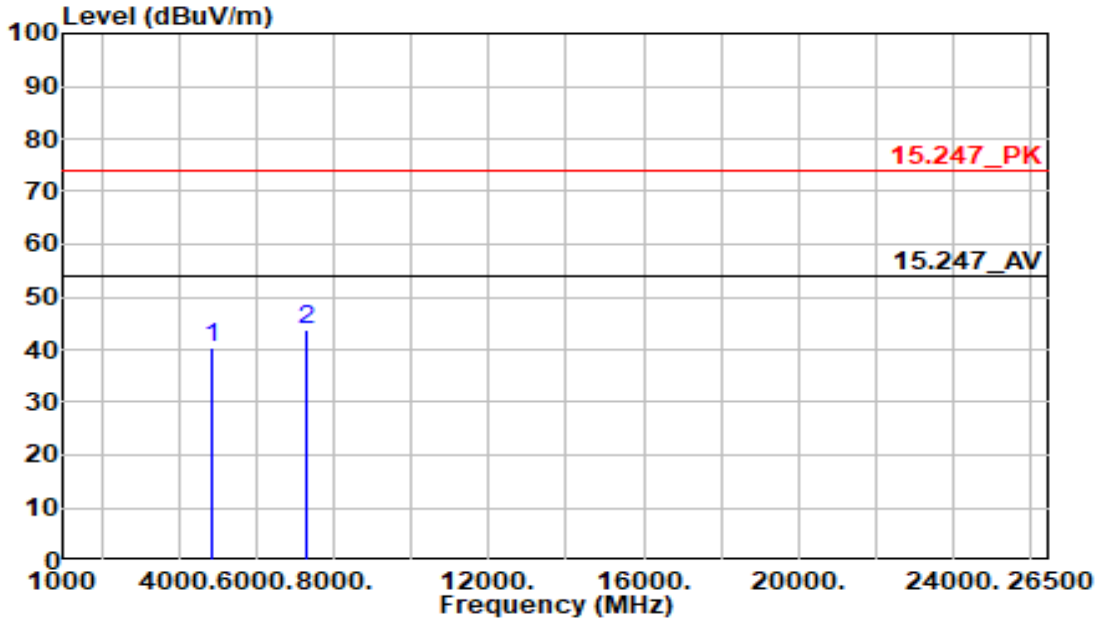

Freq MHz	Read LV. dBuV	Factor dB/m	Emission LV dBuV/m	Limit dBuV/m	Margin dB	Detector PK/QP/AV	Apos CM	TPos DEG
4874.000	44.59	-4.19	40.40	74.00	-33.60	Peak	209	84
7311.000	42.03	1.85	43.88	74.00	-30.12	Peak	197	47

Report No.	**:6128625036301**	**Test Date**	**:2025-09-02**
Product Name	**:PUBLIC VIEW MONITOR**	**Model Name**	**:CE-P21E-B**
Operation Band	**:802.11n20**	**Temp/Humi**	**:23.4C/68%**
Channel	**:2437 MHz**	**Antenna Pol**	**:Horizontal**
Mode	**:Tx**	**Test Engineer**	**:Kevin Syu**
Power Setting	**:32**	**Test Site**	**:chamber B**
Plane	**:Z Plane**	**Voltage**	**:24Vdc From Adapter**
Note	**:**		

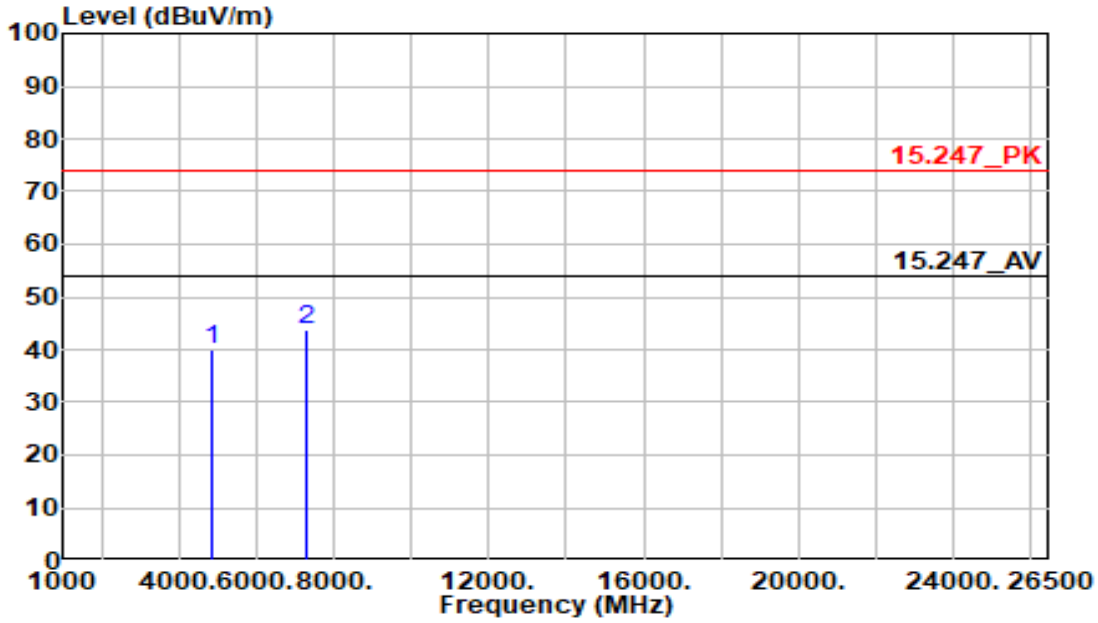

Freq MHz	Read LV. dBuV	Factor dB/m	Emission LV dBuV/m	Limit dBuV/m	Margin dB	Detector PK/QP/AV	Apos CM	TPos DEG
4874.000	44.34	-4.19	40.15	74.00	-33.85	Peak	217	139
7311.000	41.91	1.85	43.76	74.00	-30.24	Peak	301	275

Report No.	**:6128625036301**	**Test Date**	**:2025-09-02**
Product Name	**:PUBLIC VIEW MONITOR**	**Model Name**	**:CE-P21E-B**
Operation Band	**:802.11n20**	**Temp/Humi**	**:23.4C/68%**
Channel	**:2462 MHz**	**Antenna Pol**	**:Vertical**
Mode	**:Tx**	**Test Engineer**	**:Kevin Syu**
Power Setting	**:32**	**Test Site**	**:chamber B**
Plane	**:Z Plane**	**Voltage**	**:24Vdc From Adapter**
Note	**:**		

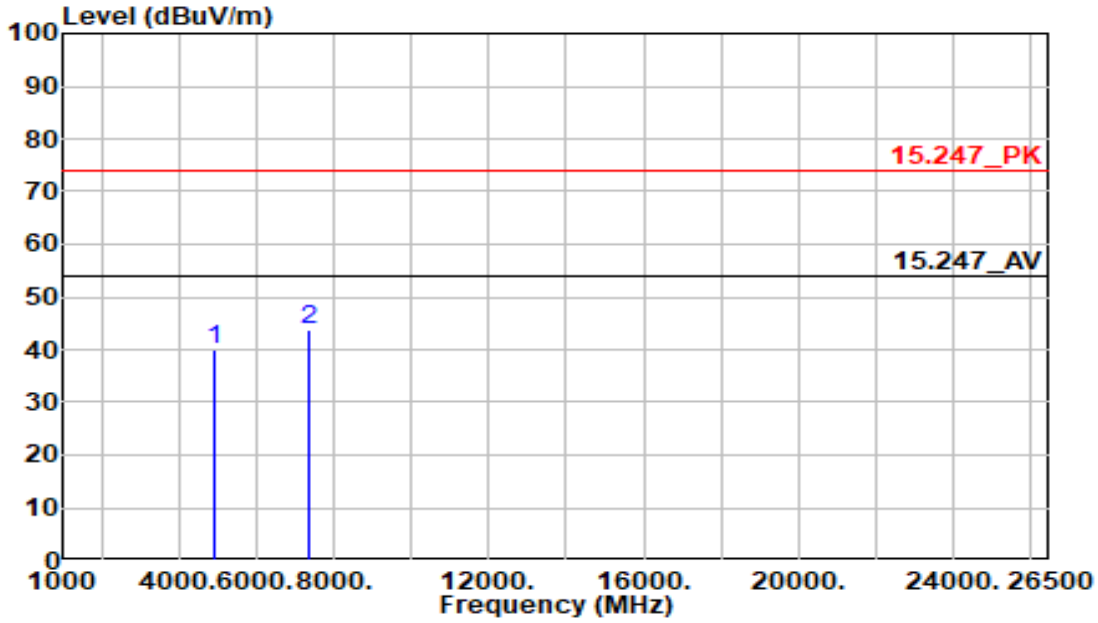

Freq MHz	Read LV. dBuV	Factor dB/m	Emission LV dBuV/m	Limit dBuV/m	Margin dB	Detector PK/QP/AV	Apos CM	TPos DEG
4924.000	44.16	-4.03	40.13	74.00	-33.87	Peak	238	94
7386.000	41.89	2.00	43.89	74.00	-30.11	Peak	208	143

Report No.	**:6128625036301**	**Test Date**	**:2025-09-02**
Product Name	**:PUBLIC VIEW MONITOR**	**Model Name**	**:CE-P21E-B**
Operation Band	**:802.11n20**	**Temp/Humi**	**:23.4C/68%**
Channel	**:2462 MHz**	**Antenna Pol**	**:Horizontal**
Mode	**:Tx**	**Test Engineer**	**:Kevin Syu**
Power Setting	**:32**	**Test Site**	**:chamber B**
Plane	**:Z Plane**	**Voltage**	**:24Vdc From Adapter**
Note	**:**		

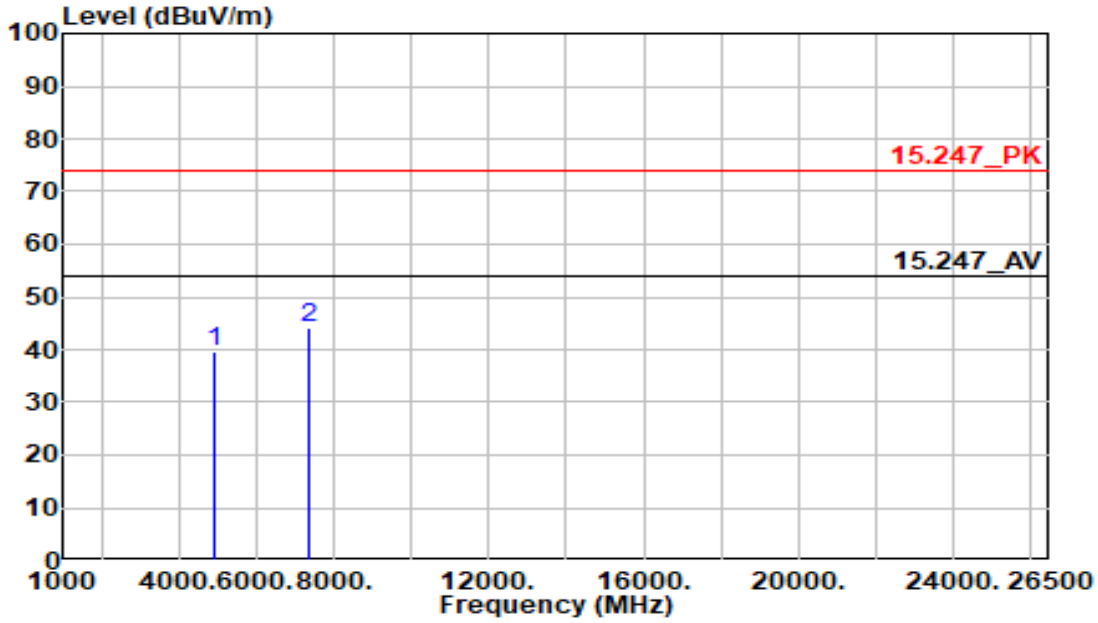

Freq MHz	Read LV. dBuV	Factor dB/m	Emission LV dBuV/m	Limit dBuV/m	Margin dB	Detector PK/QP/AV	Apos CM	TPos DEG
4924.000	43.59	-4.03	39.56	74.00	-34.44	Peak	315	344
7386.000	42.18	2.00	44.18	74.00	-29.82	Peak	248	148

Report No.	**:6128625036301**	**Test Date**	**:2025-09-02**
Product Name	**:PUBLIC VIEW MONITOR**	**Model Name**	**:CE-P21E-B**
Operation Band	**:802.11b**	**Temp/Humi**	**:23.4C/68%**
Channel	**:2412 MHz**	**Antenna Pol**	**:Vertical**
Mode	**:Bandedge**	**Test Engineer**	**:Kevin Syu**
Power Setting	**:32**	**Test Site**	**:chamber B**
Plane	**:Z Plane**	**Voltage**	**:24Vdc From Adapter**
Note	**:**		

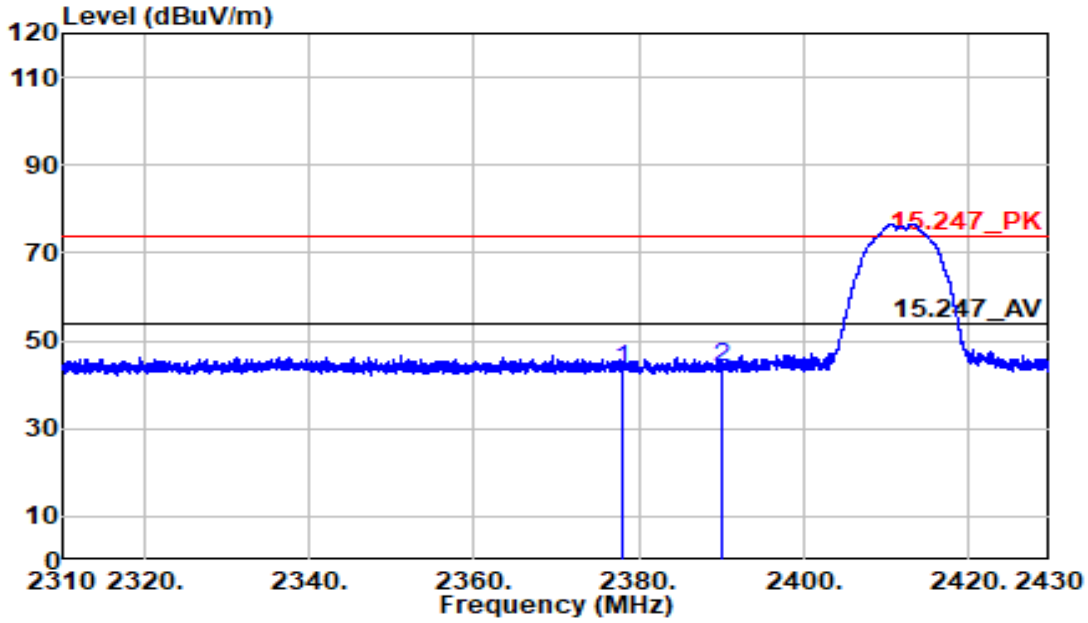

Freq MHz	Read LV. dBuV	Factor dB/m	Emission LV dBuV/m	Limit dBuV/m	Margin dB	Detector PK/QP/AV	Apos CM	TPos DEG
2377.920	54.73	-11.42	43.32	74.00	-30.68	Peak	232	153
2390.000	55.10	-11.39	43.71	74.00	-30.29	Peak	232	153

Report No.	**:6128625036301**	**Test Date**	**:2025-09-02**
Product Name	**:PUBLIC VIEW MONITOR**	**Model Name**	**:CE-P21E-B**
Operation Band	**:802.11b**	**Temp/Humi**	**:23.4C/68%**
Channel	**:2412 MHz**	**Antenna Pol**	**:Vertical**
Mode	**:Bandedge**	**Test Engineer**	**:Kevin Syu**
Power Setting	**:32**	**Test Site**	**:chamber B**
Plane	**:Z Plane**	**Voltage**	**:24Vdc From Adapter**
Note	**:**		

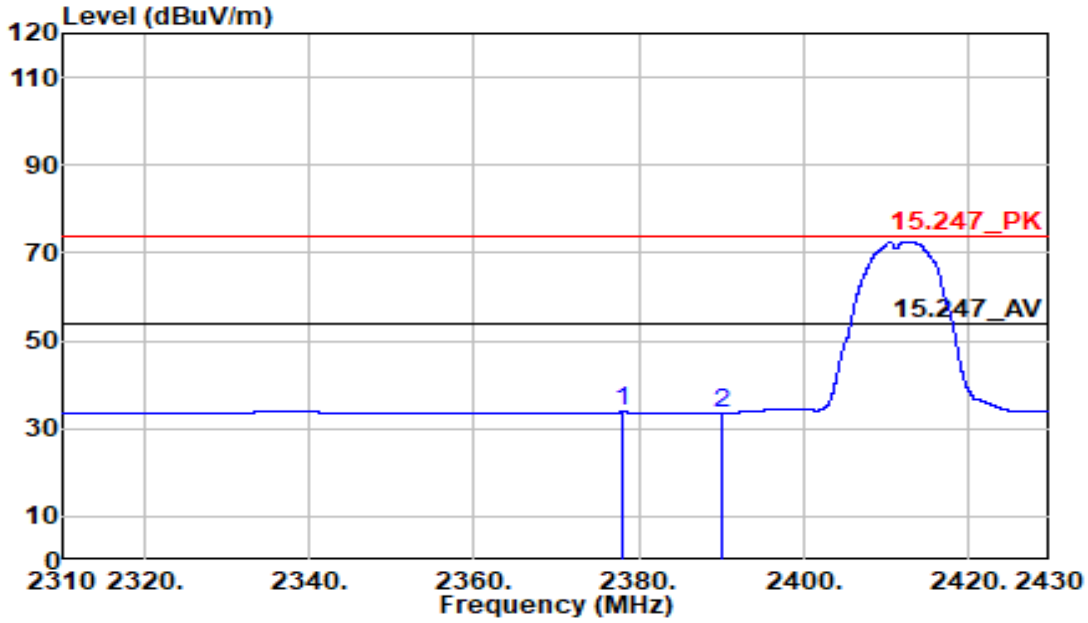

Freq MHz	Read LV. dBuV	Factor dB/m	Emission LV dBuV/m	Limit dBuV/m	Margin dB	Detector PK/QP/AV	Apos CM	TPos DEG
2377.920	45.25	-11.42	33.83	54.00	-20.17	Average	232	153
2390.000	44.97	-11.39	33.58	54.00	-20.42	Average	232	153

Report No.	**:6128625036301**	**Test Date**	**:2025-09-02**
Product Name	**:PUBLIC VIEW MONITOR**	**Model Name**	**:CE-P21E-B**
Operation Band	**:802.11b**	**Temp/Humi**	**:23.4C/68%**
Channel	**:2412 MHz**	**Antenna Pol**	**:Horizontal**
Mode	**:Bandedge**	**Test Engineer**	**:Kevin Syu**
Power Setting	**:32**	**Test Site**	**:chamber B**
Plane	**:Z Plane**	**Voltage**	**:24Vdc From Adapter**
Note	**:**		

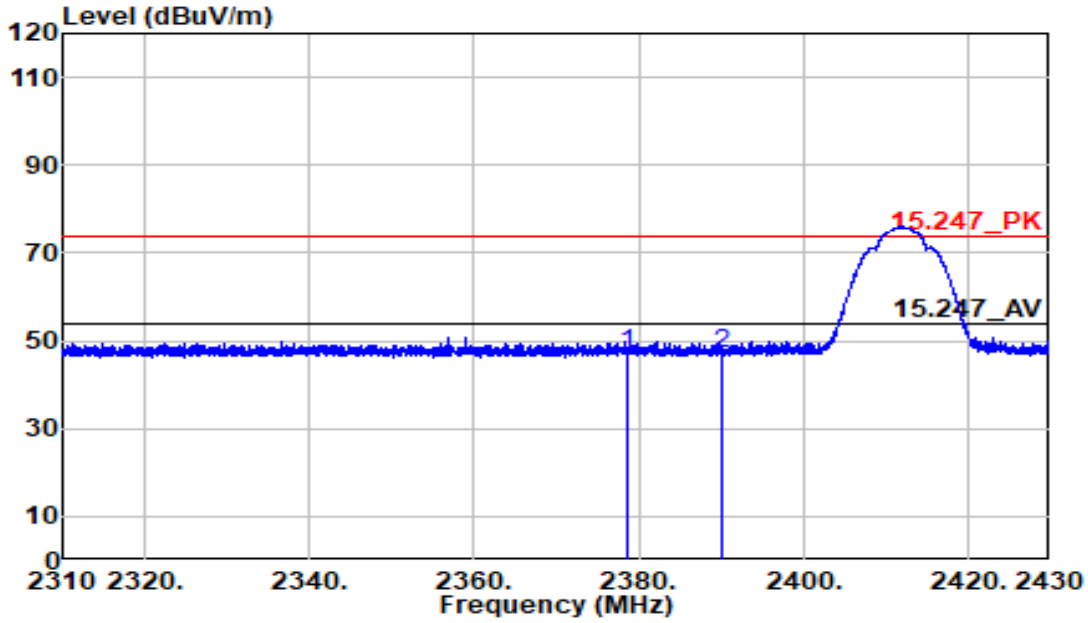

Freq MHz	Read LV. dBuV	Factor dB/m	Emission LV dBuV/m	Limit dBuV/m	Margin dB	Detector PK/QP/AV	Apos CM	TPos DEG
2378.520	58.33	-11.42	46.91	74.00	-27.09	Peak	144	339
2390.000	58.35	-11.39	46.96	74.00	-27.04	Peak	144	339

Report No.	**:6128625036301**	**Test Date**	**:2025-09-02**
Product Name	**:PUBLIC VIEW MONITOR**	**Model Name**	**:CE-P21E-B**
Operation Band	**:802.11b**	**Temp/Humi**	**:23.4C/68%**
Channel	**:2412 MHz**	**Antenna Pol**	**:Horizontal**
Mode	**:Bandedge**	**Test Engineer**	**:Kevin Syu**
Power Setting	**:32**	**Test Site**	**:chamber B**
Plane	**:Z Plane**	**Voltage**	**:24Vdc From Adapter**
Note	**:**		

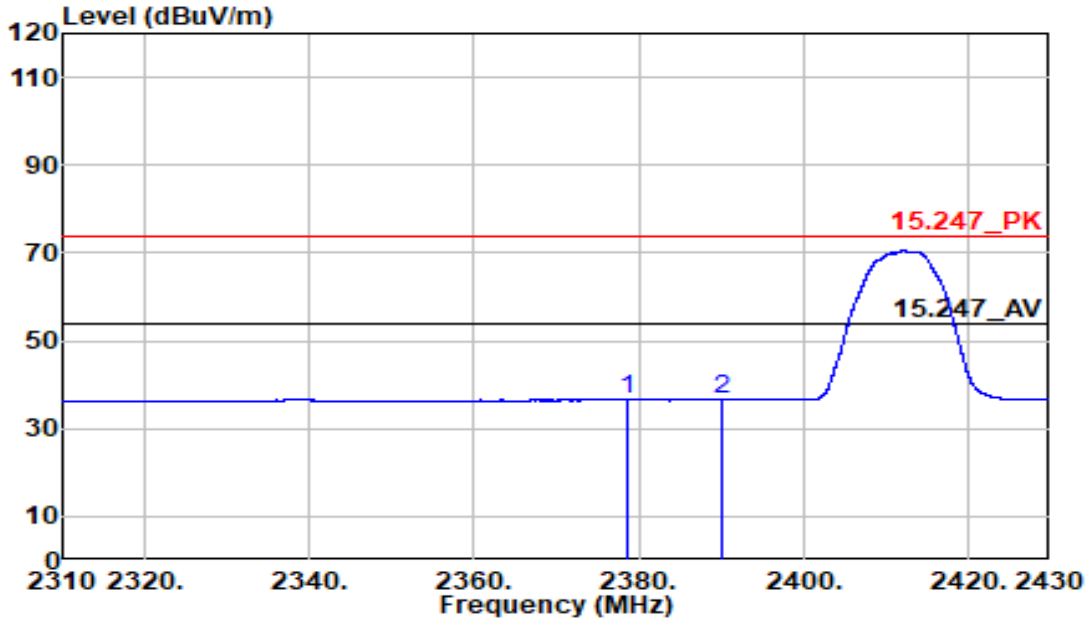

Freq MHz	Read LV. dBuV	Factor dB/m	Emission LV dBuV/m	Limit dBuV/m	Margin dB	Detector PK/QP/AV	Apos CM	TPos DEG
2378.520	48.15	-11.42	36.73	54.00	-17.27	Average	144	339
2390.000	47.88	-11.39	36.49	54.00	-17.51	Average	144	339

Report No.	**:6128625036301**	**Test Date**	**:2025-09-02**
Product Name	**:PUBLIC VIEW MONITOR**	**Model Name**	**:CE-P21E-B**
Operation Band	**:802.11b**	**Temp/Humi**	**:23.4C/68%**
Channel	**:2462 MHz**	**Antenna Pol**	**:Vertical**
Mode	**:Bandedge**	**Test Engineer**	**:Kevin Syu**
Power Setting	**:32**	**Test Site**	**:chamber B**
Plane	**:Z Plane**	**Voltage**	**:24Vdc From Adapter**
Note	**:**		

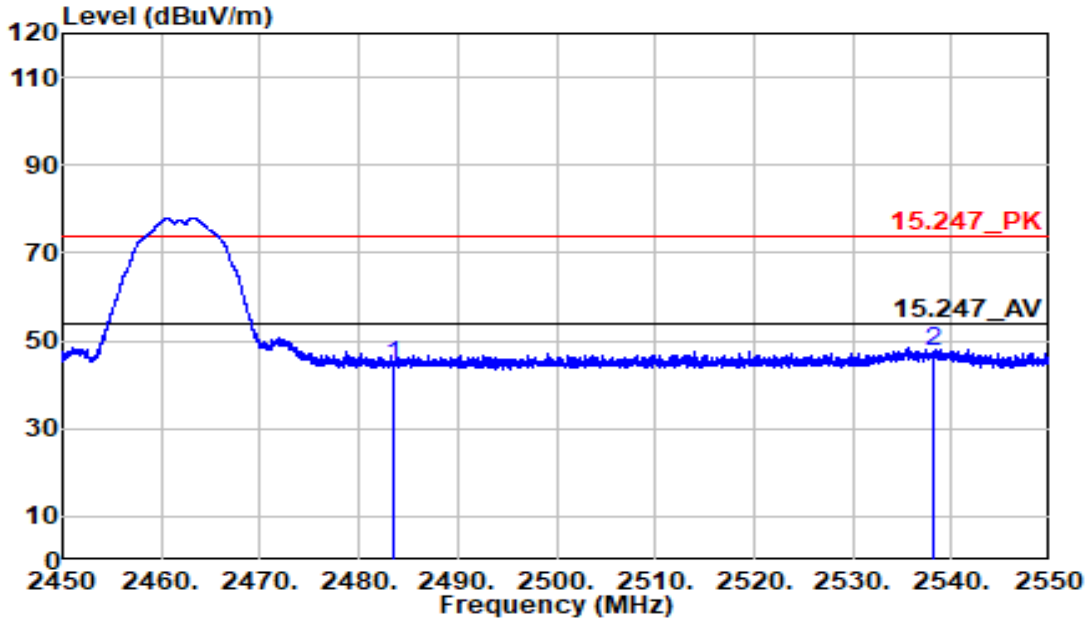

Freq MHz	Read LV. dBuV	Factor dB/m	Emission LV dBuV/m	Limit dBuV/m	Margin dB	Detector PK/QP/AV	Apos CM	TPos DEG
2483.500	55.42	-11.17	44.25	74.00	-29.75	Peak	320	174
2538.175	58.66	-10.97	47.69	74.00	-26.31	Peak	320	174

Report No.	**:6128625036301**	**Test Date**	**:2025-09-02**
Product Name	**:PUBLIC VIEW MONITOR**	**Model Name**	**:CE-P21E-B**
Operation Band	**:802.11b**	**Temp/Humi**	**:23.4C/68%**
Channel	**:2462 MHz**	**Antenna Pol**	**:Vertical**
Mode	**:Bandedge**	**Test Engineer**	**:Kevin Syu**
Power Setting	**:32**	**Test Site**	**:chamber B**
Plane	**:Z Plane**	**Voltage**	**:24Vdc From Adapter**
Note	**:**		

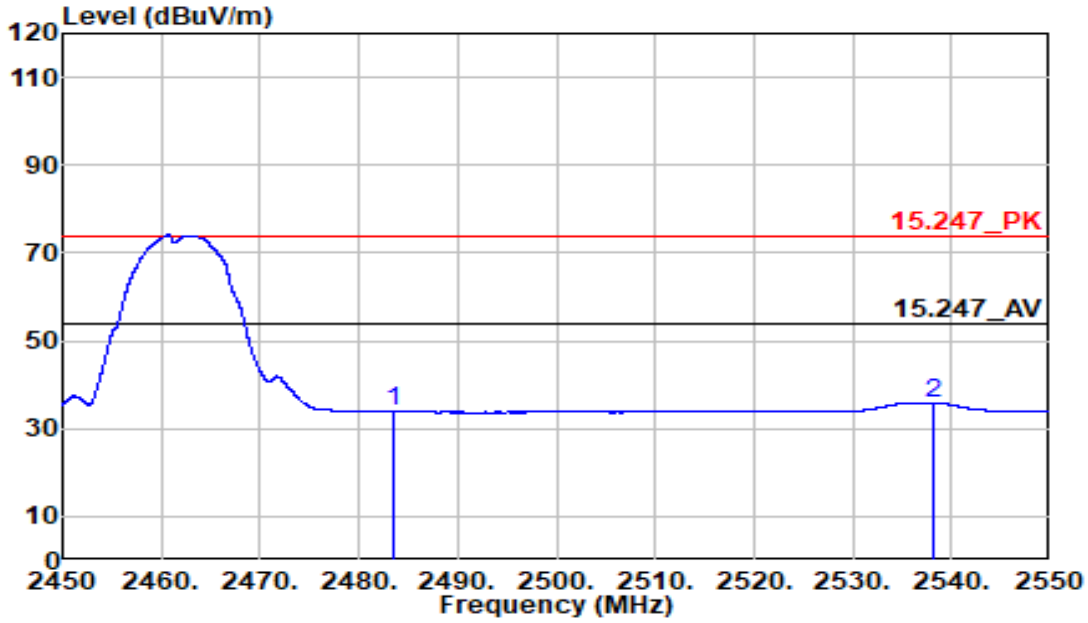

Freq MHz	Read LV. dBuV	Factor dB/m	Emission LV dBuV/m	Limit dBuV/m	Margin dB	Detector PK/QP/AV	Apos CM	TPos DEG
2483.500	44.95	-11.17	33.78	54.00	-20.22	Average	320	174
2538.175	46.96	-10.97	35.99	54.00	-18.01	Average	320	174

Report No.	**:6128625036301**	**Test Date**	**:2025-09-02**
Product Name	**:PUBLIC VIEW MONITOR**	**Model Name**	**:CE-P21E-B**
Operation Band	**:802.11b**	**Temp/Humi**	**:23.4C/68%**
Channel	**:2462 MHz**	**Antenna Pol**	**:Horizontal**
Mode	**:Bandedge**	**Test Engineer**	**:Kevin Syu**
Power Setting	**:32**	**Test Site**	**:chamber B**
Plane	**:Z Plane**	**Voltage**	**:24Vdc From Adapter**
Note	**:**		

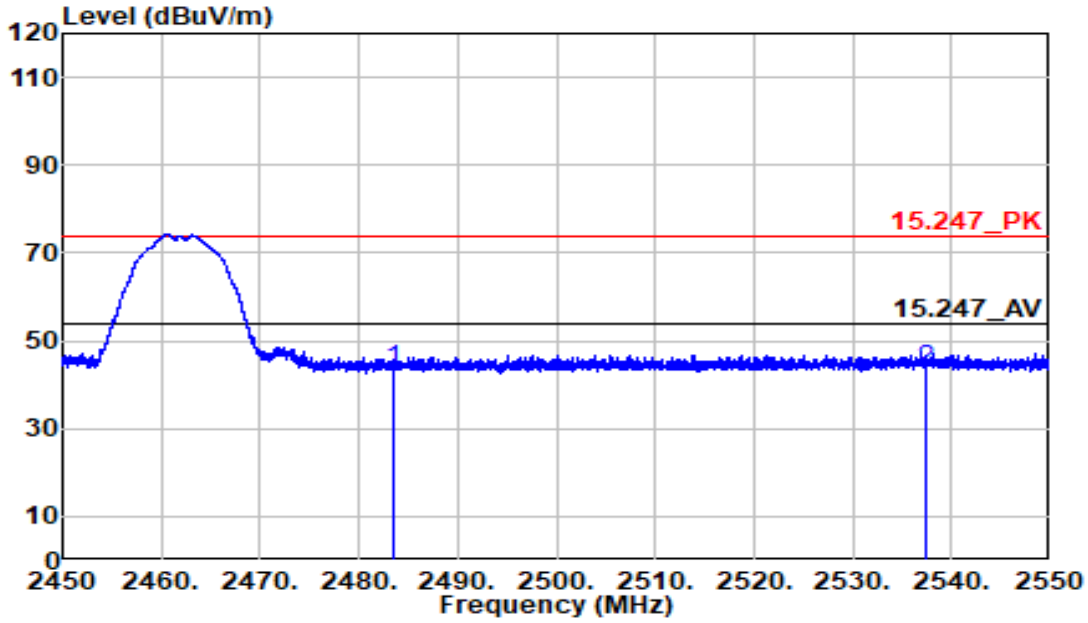

Freq MHz	Read LV. dBuV	Factor dB/m	Emission LV dBuV/m	Limit dBuV/m	Margin dB	Detector PK/QP/AV	Apos CM	TPos DEG
2483.500	54.44	-11.17	43.27	74.00	-30.73	Peak	102	331
2537.325	54.42	-10.97	43.44	74.00	-30.56	Peak	102	331

Report No.	**:6128625036301**	**Test Date**	**:2025-09-02**
Product Name	**:PUBLIC VIEW MONITOR**	**Model Name**	**:CE-P21E-B**
Operation Band	**:802.11b**	**Temp/Humi**	**:23.4C/68%**
Channel	**:2462 MHz**	**Antenna Pol**	**:Horizontal**
Mode	**:Bandedge**	**Test Engineer**	**:Kevin Syu**
Power Setting	**:32**	**Test Site**	**:chamber B**
Plane	**:Z Plane**	**Voltage**	**:24Vdc From Adapter**
Note	**:**		

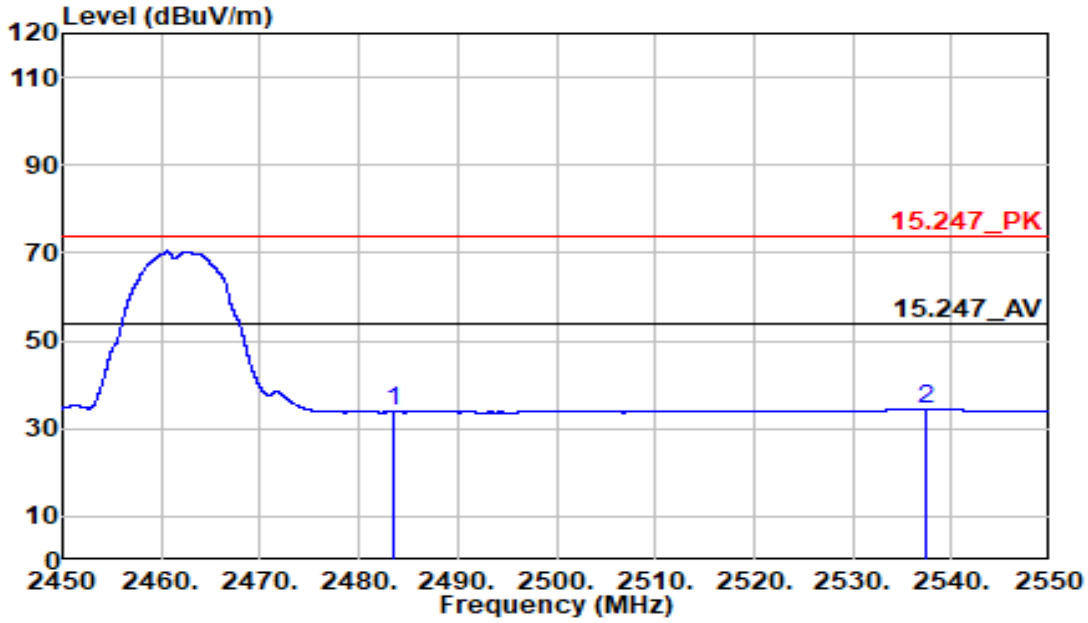

Freq MHz	Read LV. dBuV	Factor dB/m	Emission LV dBuV/m	Limit dBuV/m	Margin dB	Detector PK/QP/AV	Apos CM	TPos DEG
2483.500	44.92	-11.17	33.75	54.00	-20.25	Average	102	331
2537.325	45.40	-10.97	34.43	54.00	-19.57	Average	102	331

Report No.	**:6128625036301**	**Test Date**	**:2025-09-02**
Product Name	**:PUBLIC VIEW MONITOR**	**Model Name**	**:CE-P21E-B**
Operation Band	**:802.11g**	**Temp/Humi**	**:23.4C/68%**
Channel	**:2412 MHz**	**Antenna Pol**	**:Vertical**
Mode	**:Bandedge**	**Test Engineer**	**:Kevin Syu**
Power Setting	**:32**	**Test Site**	**:chamber B**
Plane	**:Z Plane**	**Voltage**	**:24Vdc From Adapter**
Note	**:**		

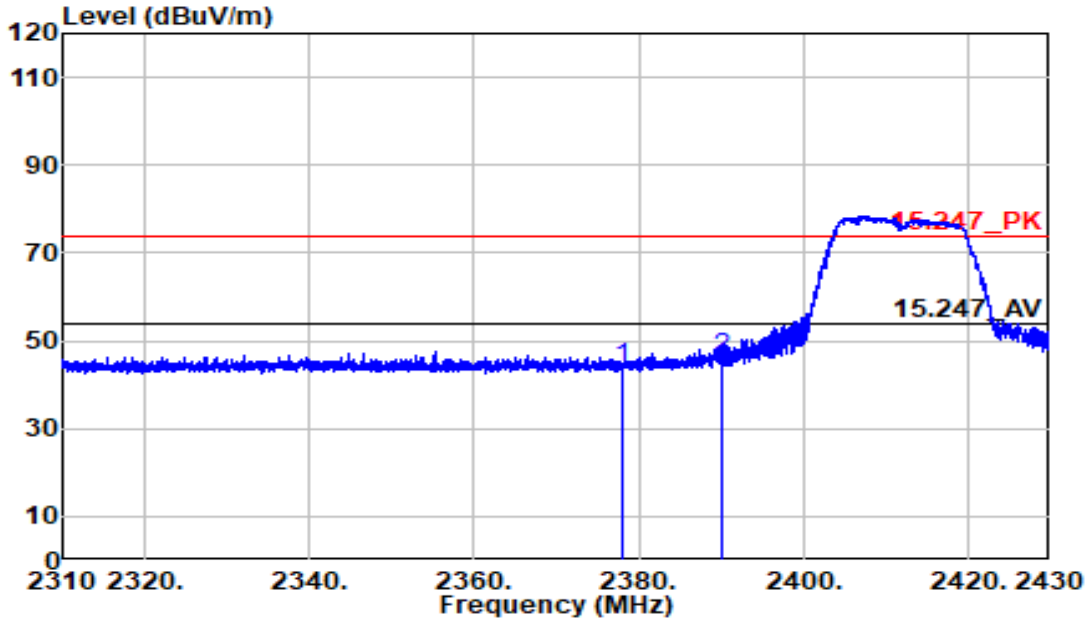

Freq MHz	Read LV. dBuV	Factor dB/m	Emission LV dBuV/m	Limit dBuV/m	Margin dB	Detector PK/QP/AV	Apos CM	TPos DEG
2378.010	55.19	-11.42	43.77	74.00	-30.23	Peak	130	153
2390.000	57.75	-11.39	46.36	74.00	-27.64	Peak	130	153

Report No.	**:6128625036301**	**Test Date**	**:2025-09-02**
Product Name	**:PUBLIC VIEW MONITOR**	**Model Name**	**:CE-P21E-B**
Operation Band	**:802.11g**	**Temp/Humi**	**:23.4C/68%**
Channel	**:2412 MHz**	**Antenna Pol**	**:Vertical**
Mode	**:Bandedge**	**Test Engineer**	**:Kevin Syu**
Power Setting	**:32**	**Test Site**	**:chamber B**
Plane	**:Z Plane**	**Voltage**	**:24Vdc From Adapter**
Note	**:**		

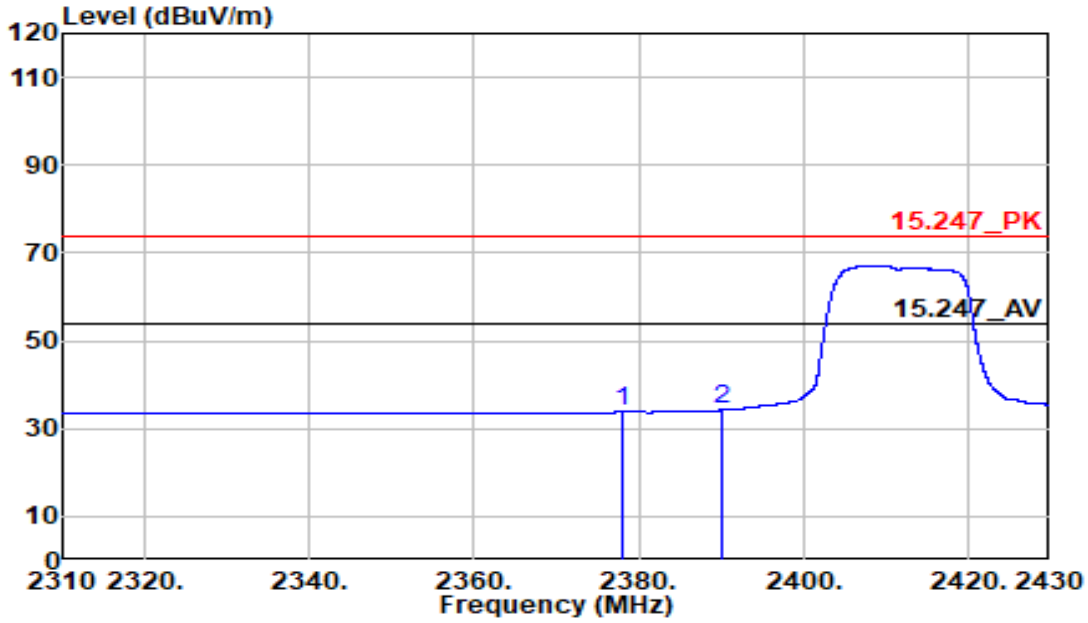

Freq MHz	Read LV. dBuV	Factor dB/m	Emission LV dBuV/m	Limit dBuV/m	Margin dB	Detector PK/QP/AV	Apos CM	TPos DEG
2378.010	45.30	-11.42	33.88	54.00	-20.12	Average	130	153
2390.000	45.63	-11.39	34.24	54.00	-19.76	Average	130	153

Report No.	**:6128625036301**	**Test Date**	**:2025-09-02**
Product Name	**:PUBLIC VIEW MONITOR**	**Model Name**	**:CE-P21E-B**
Operation Band	**:802.11g**	**Temp/Humi**	**:23.4C/68%**
Channel	**:2412 MHz**	**Antenna Pol**	**:Horizontal**
Mode	**:Bandedge**	**Test Engineer**	**:Kevin Syu**
Power Setting	**:32**	**Test Site**	**:chamber B**
Plane	**:Z Plane**	**Voltage**	**:24Vdc From Adapter**
Note	**:**		

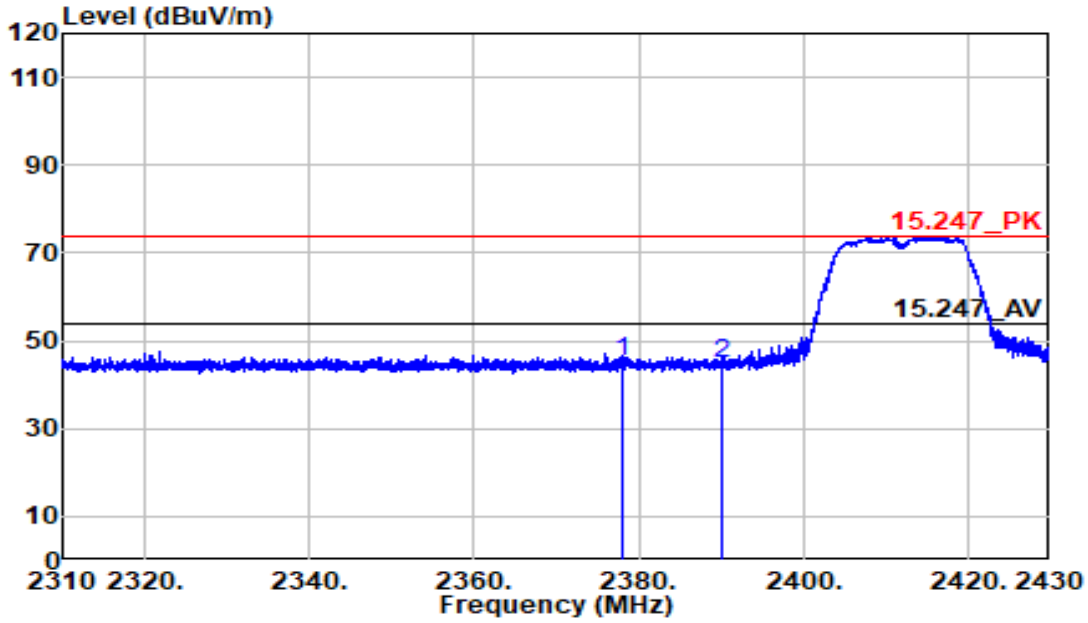

Freq MHz	Read LV. dBuV	Factor dB/m	Emission LV dBuV/m	Limit dBuV/m	Margin dB	Detector PK/QP/AV	Apos CM	TPos DEG
2378.160	56.59	-11.42	45.17	74.00	-28.83	Peak	147	338
2390.000	56.18	-11.39	44.79	74.00	-29.21	Peak	147	338

Report No.	**:6128625036301**	**Test Date**	**:2025-09-02**
Product Name	**:PUBLIC VIEW MONITOR**	**Model Name**	**:CE-P21E-B**
Operation Band	**:802.11g**	**Temp/Humi**	**:23.4C/68%**
Channel	**:2412 MHz**	**Antenna Pol**	**:Horizontal**
Mode	**:Bandedge**	**Test Engineer**	**:Kevin Syu**
Power Setting	**:32**	**Test Site**	**:chamber B**
Plane	**:Z Plane**	**Voltage**	**:24Vdc From Adapter**
Note	**:**		

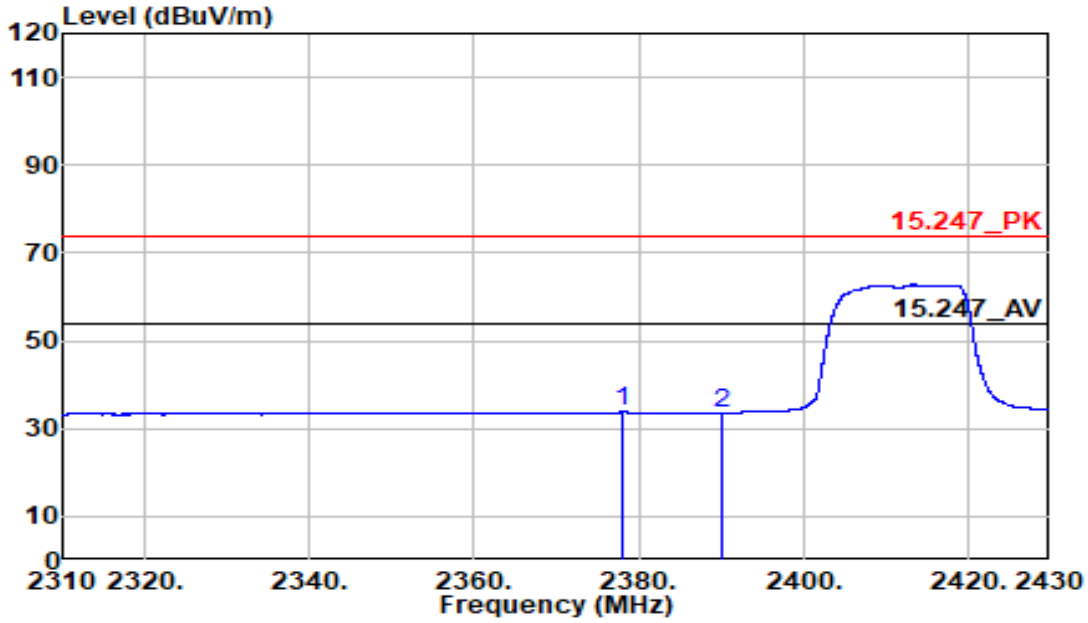

Freq MHz	Read LV. dBuV	Factor dB/m	Emission LV dBuV/m	Limit dBuV/m	Margin dB	Detector PK/QP/AV	Apos CM	TPos DEG
2378.160	45.22	-11.42	33.80	54.00	-20.20	Average	147	338
2390.000	44.99	-11.39	33.60	54.00	-20.40	Average	147	338

Report No.	**:6128625036301**	**Test Date**	**:2025-09-02**
Product Name	**:PUBLIC VIEW MONITOR**	**Model Name**	**:CE-P21E-B**
Operation Band	**:802.11g**	**Temp/Humi**	**:23.4C/68%**
Channel	**:2462 MHz**	**Antenna Pol**	**:Vertical**
Mode	**:Bandedge**	**Test Engineer**	**:Kevin Syu**
Power Setting	**:32**	**Test Site**	**:chamber B**
Plane	**:Z Plane**	**Voltage**	**:24Vdc From Adapter**
Note	**:**		

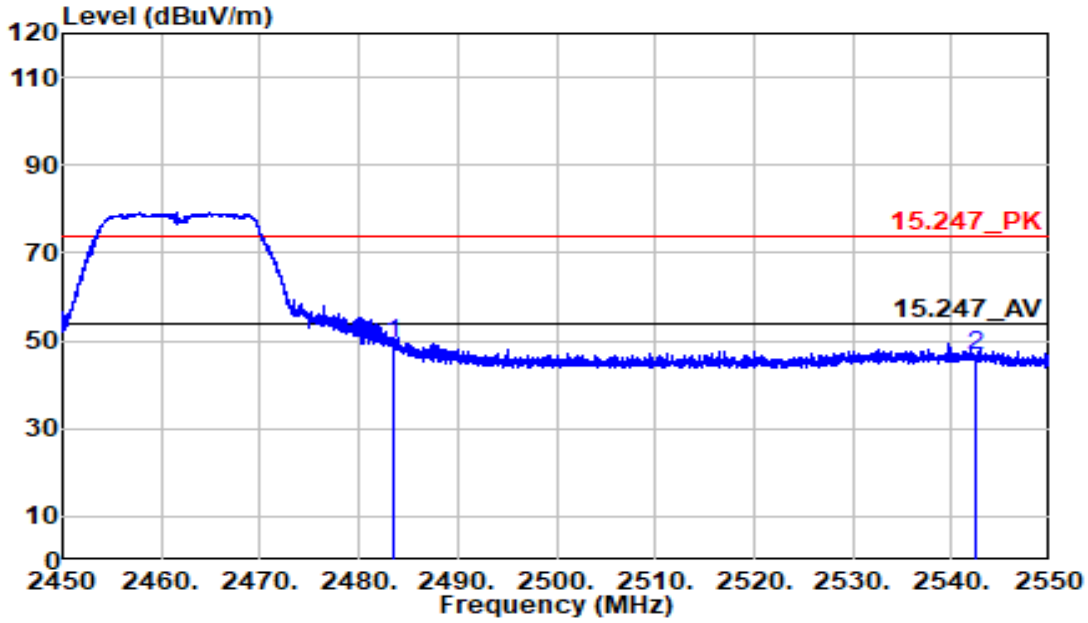

Freq MHz	Read LV. dBuV	Factor dB/m	Emission LV dBuV/m	Limit dBuV/m	Margin dB	Detector PK/QP/AV	Apos CM	TPos DEG
2483.500	60.57	-11.17	49.40	74.00	-24.60	Peak	300	174
2542.400	57.58	-10.95	46.63	74.00	-27.37	Peak	300	174

Report No.	**:6128625036301**	**Test Date**	**:2025-09-02**
Product Name	**:PUBLIC VIEW MONITOR**	**Model Name**	**:CE-P21E-B**
Operation Band	**:802.11g**	**Temp/Humi**	**:23.4C/68%**
Channel	**:2462 MHz**	**Antenna Pol**	**:Vertical**
Mode	**:Bandedge**	**Test Engineer**	**:Kevin Syu**
Power Setting	**:32**	**Test Site**	**:chamber B**
Plane	**:Z Plane**	**Voltage**	**:24Vdc From Adapter**
Note	**:**		

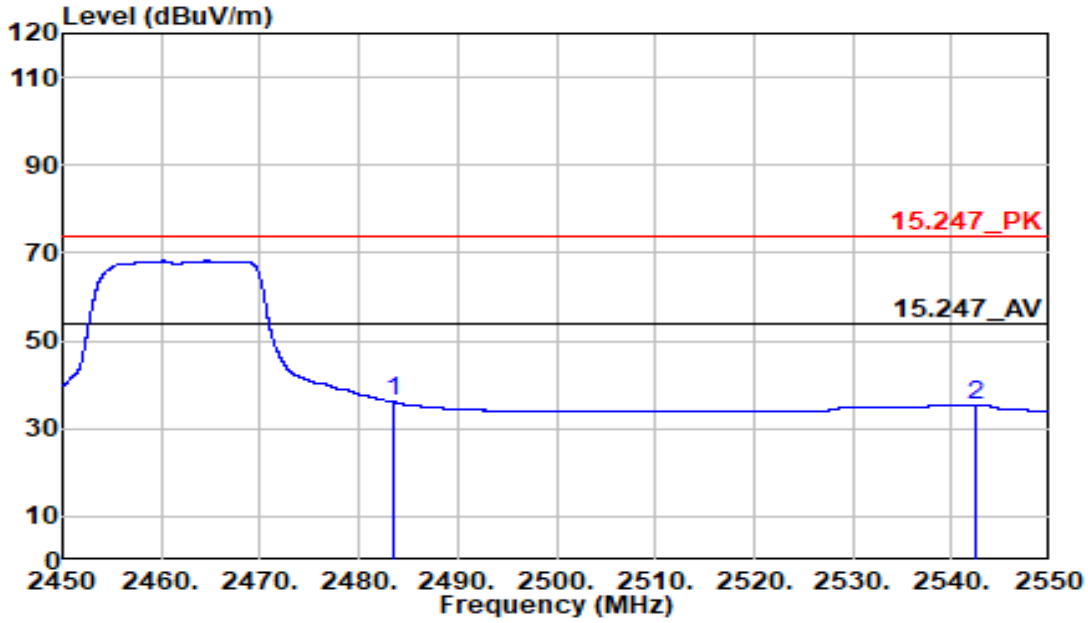

Freq MHz	Read LV. dBuV	Factor dB/m	Emission LV dBuV/m	Limit dBuV/m	Margin dB	Detector PK/QP/AV	Apos CM	TPos DEG
2483.500	47.27	-11.17	36.10	54.00	-17.90	Average	300	174
2542.400	46.16	-10.95	35.20	54.00	-18.80	Average	300	174

Report No.	**:6128625036301**	**Test Date**	**:2025-09-02**
Product Name	**:PUBLIC VIEW MONITOR**	**Model Name**	**:CE-P21E-B**
Operation Band	**:802.11g**	**Temp/Humi**	**:23.4C/68%**
Channel	**:2462 MHz**	**Antenna Pol**	**:Horizontal**
Mode	**:Bandedge**	**Test Engineer**	**:Kevin Syu**
Power Setting	**:32**	**Test Site**	**:chamber B**
Plane	**:Z Plane**	**Voltage**	**:24Vdc From Adapter**
Note	**:**		

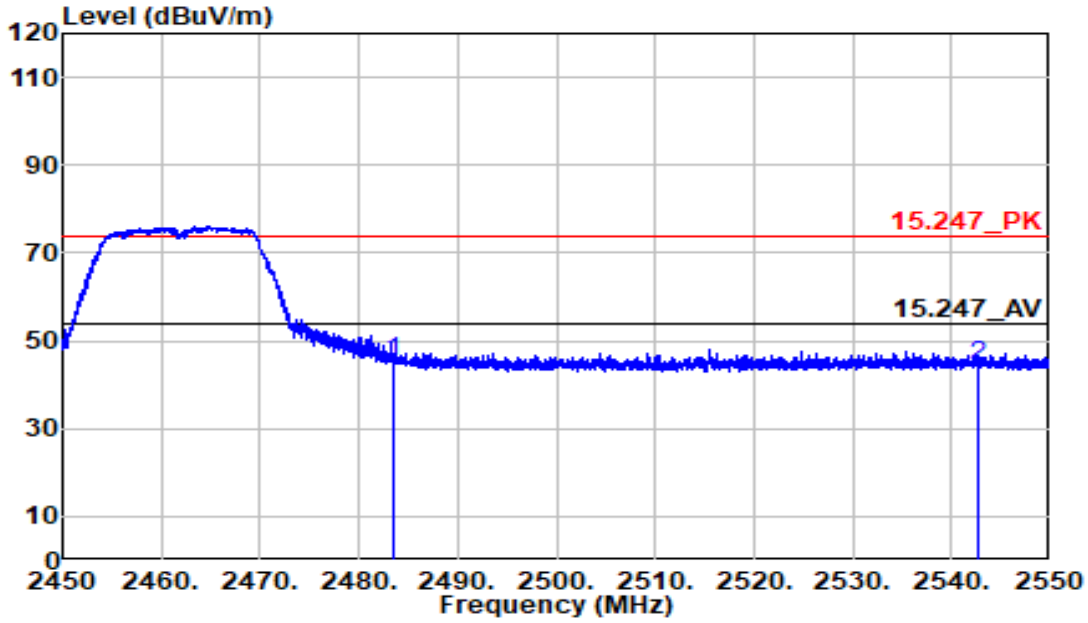

Freq MHz	Read LV. dBuV	Factor dB/m	Emission LV dBuV/m	Limit dBuV/m	Margin dB	Detector PK/QP/AV	Apos CM	TPos DEG
2483.500	56.53	-11.17	45.36	74.00	-28.64	Peak	104	336
2542.725	55.34	-10.95	44.39	74.00	-29.61	Peak	104	336

Report No.	**:6128625036301**	**Test Date**	**:2025-09-06**
Product Name	**:PUBLIC VIEW MONITOR**	**Model Name**	**:CE-P21E-B**
Operation Band	**:802.11g**	**Temp/Humi**	**:23.4C/68%**
Channel	**:2462 MHz**	**Antenna Pol**	**:Horizontal**
Mode	**:Bandedge**	**Test Engineer**	**:Kevin Syu**
Power Setting	**:32**	**Test Site**	**:chamber B**
Plane	**:Z Plane**	**Voltage**	**:24Vdc From Adapter**
Note	**:**		

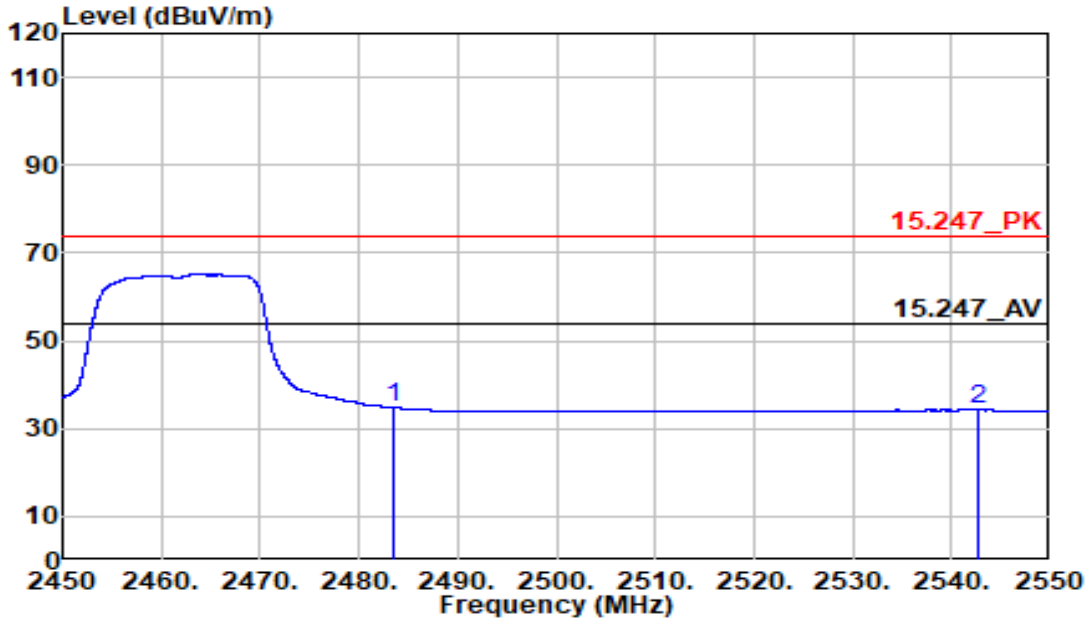

Freq MHz	Read LV. dBuV	Factor dB/m	Emission LV dBuV/m	Limit dBuV/m	Margin dB	Detector PK/QP/AV	Apos CM	TPos DEG
2483.500	45.92	-11.17	34.75	54.00	-19.25	Average	104	336
2542.725	45.20	-10.95	34.25	54.00	-19.75	Average	104	336

Report No.	**:6128625036301**	**Test Date**	**:2025-09-02**
Product Name	**:PUBLIC VIEW MONITOR**	**Model Name**	**:CE-P21E-B**
Operation Band	**:802.11n20**	**Temp/Humi**	**:23.4C/68%**
Channel	**:2412 MHz**	**Antenna Pol**	**:Vertical**
Mode	**:Bandedge**	**Test Engineer**	**:Kevin Syu**
Power Setting	**:32**	**Test Site**	**:chamber B**
Plane	**:Z Plane**	**Voltage**	**:24Vdc From Adapter**
Note	**:**		

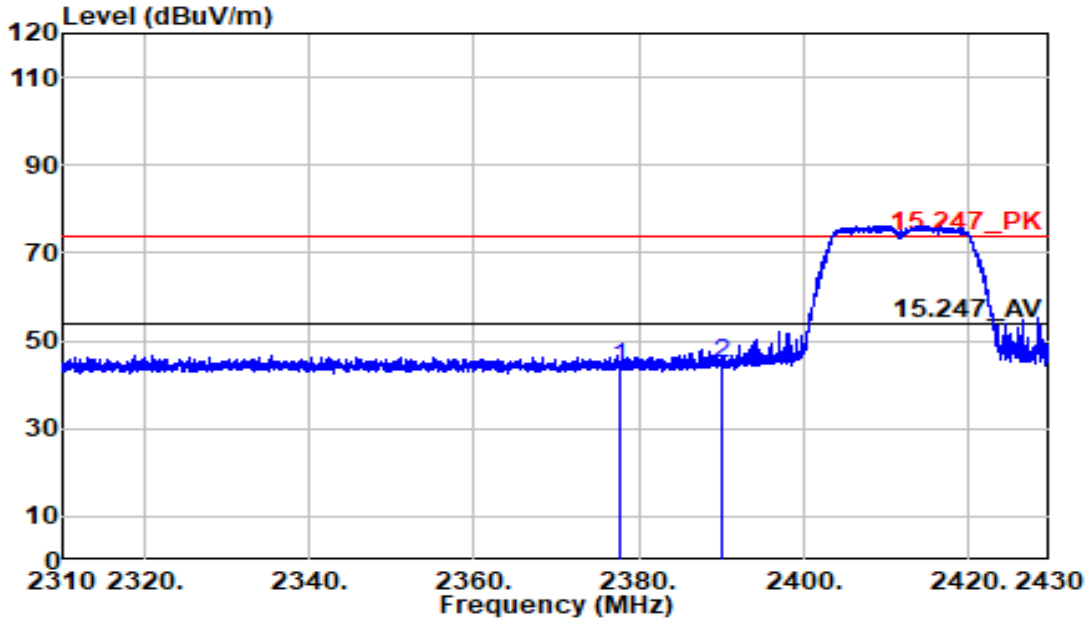

Freq MHz	Read LV. dBuV	Factor dB/m	Emission LV dBuV/m	Limit dBuV/m	Margin dB	Detector PK/QP/AV	Apos CM	TPos DEG
2377.830	55.20	-11.42	43.78	74.00	-30.22	Peak	104	154
2390.000	56.11	-11.39	44.72	74.00	-29.28	Peak	104	154

Report No.	**:6128625036301**	**Test Date**	**:2025-09-02**
Product Name	**:PUBLIC VIEW MONITOR**	**Model Name**	**:CE-P21E-B**
Operation Band	**:802.11n20**	**Temp/Humi**	**:23.4C/68%**
Channel	**:2412 MHz**	**Antenna Pol**	**:Vertical**
Mode	**:Bandedge**	**Test Engineer**	**:Kevin Syu**
Power Setting	**:32**	**Test Site**	**:chamber B**
Plane	**:Z Plane**	**Voltage**	**:24Vdc From Adapter**
Note	**:**		

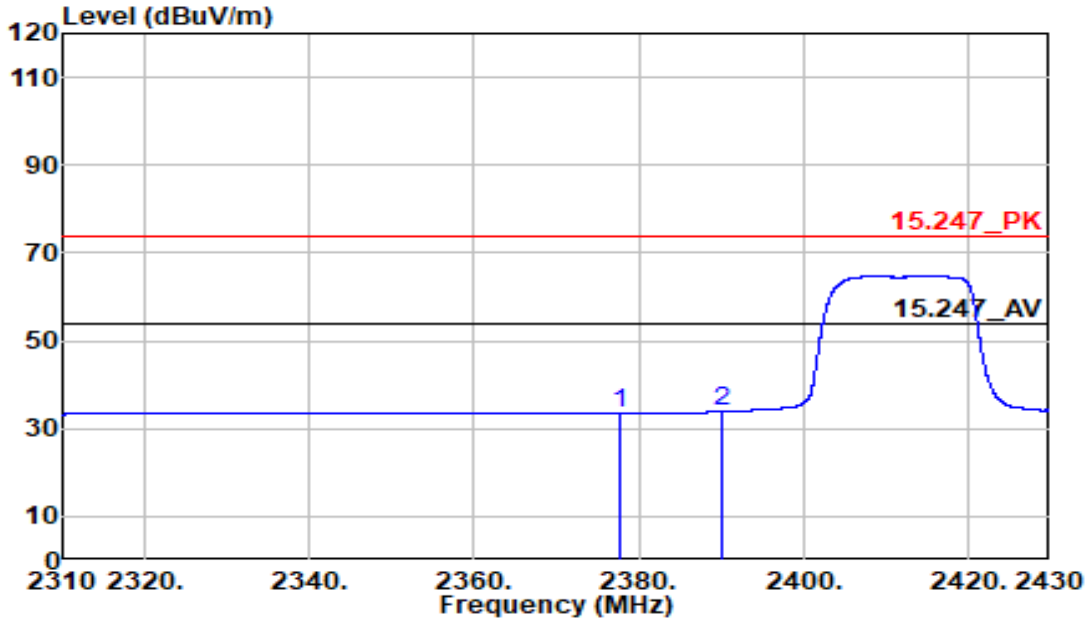

Freq MHz	Read LV. dBuV	Factor dB/m	Emission LV dBuV/m	Limit dBuV/m	Margin dB	Detector PK/QP/AV	Apos CM	TPos DEG
2377.830	45.07	-11.42	33.65	54.00	-20.35	Average	104	154
2390.000	45.19	-11.39	33.80	54.00	-20.20	Average	104	154

Report No.	**:6128625036301**	**Test Date**	**:2025-09-02**
Product Name	**:PUBLIC VIEW MONITOR**	**Model Name**	**:CE-P21E-B**
Operation Band	**:802.11n20**	**Temp/Humi**	**:23.4C/68%**
Channel	**:2412 MHz**	**Antenna Pol**	**:Horizontal**
Mode	**:Bandedge**	**Test Engineer**	**:Kevin Syu**
Power Setting	**:32**	**Test Site**	**:chamber B**
Plane	**:Z Plane**	**Voltage**	**:24Vdc From Adapter**
Note	**:**		

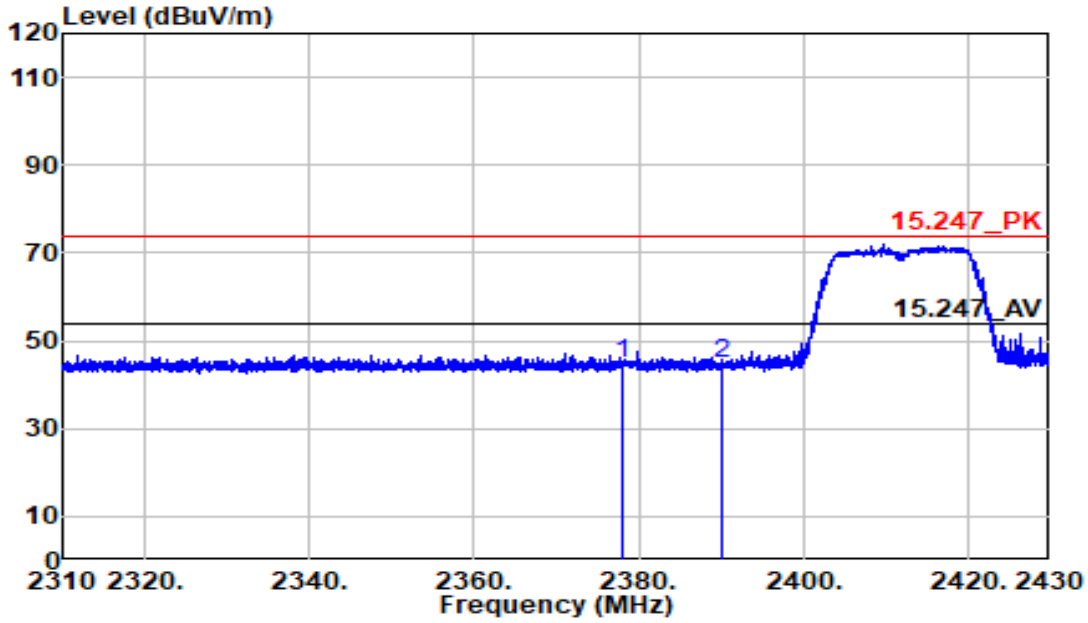

Freq MHz	Read LV. dBuV	Factor dB/m	Emission LV dBuV/m	Limit dBuV/m	Margin dB	Detector PK/QP/AV	Apos CM	TPos DEG
2378.070	56.23	-11.42	44.82	74.00	-29.18	Peak	107	339
2390.000	56.32	-11.39	44.93	74.00	-29.07	Peak	107	339

Report No.	**:6128625036301**	**Test Date**	**:2025-09-02**
Product Name	**:PUBLIC VIEW MONITOR**	**Model Name**	**:CE-P21E-B**
Operation Band	**:802.11n20**	**Temp/Humi**	**:23.4C/68%**
Channel	**:2412 MHz**	**Antenna Pol**	**:Horizontal**
Mode	**:Bandedge**	**Test Engineer**	**:Kevin Syu**
Power Setting	**:32**	**Test Site**	**:chamber B**
Plane	**:Z Plane**	**Voltage**	**:24Vdc From Adapter**
Note	**:**		

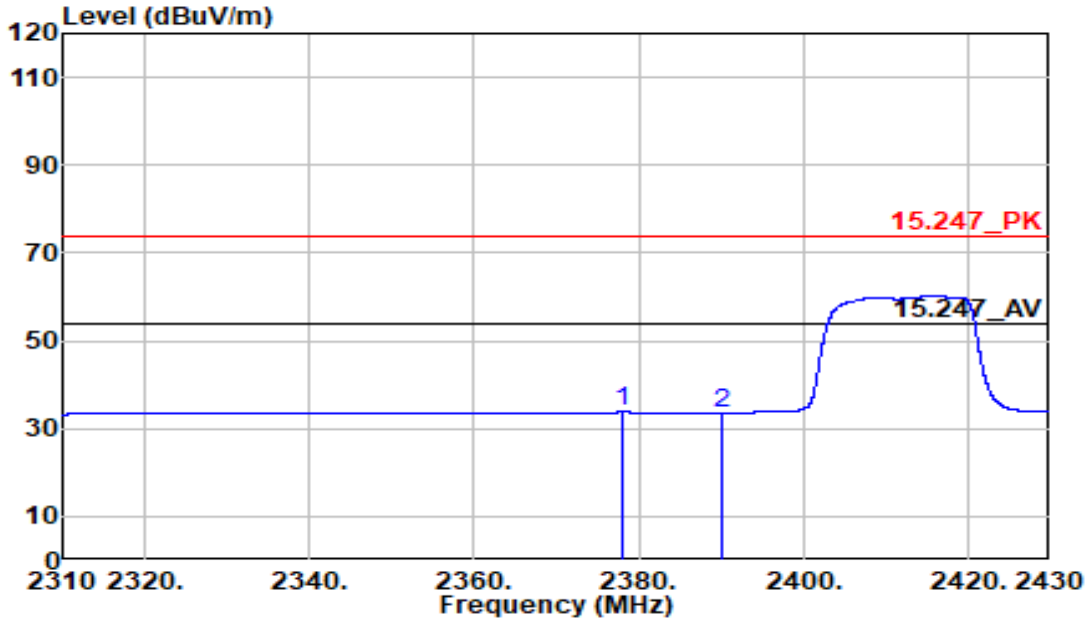

Freq MHz	Read LV. dBuV	Factor dB/m	Emission LV dBuV/m	Limit dBuV/m	Margin dB	Detector PK/QP/AV	Apos CM	TPos DEG
2378.070	45.33	-11.42	33.91	54.00	-20.09	Average	107	339
2390.000	44.96	-11.39	33.57	54.00	-20.43	Average	107	339

Report No.	**:6128625036301**	**Test Date**	**:2025-09-02**
Product Name	**:PUBLIC VIEW MONITOR**	**Model Name**	**:CE-P21E-B**
Operation Band	**:802.11n20**	**Temp/Humi**	**:23.4C/68%**
Channel	**:2462 MHz**	**Antenna Pol**	**:Vertical**
Mode	**:Bandedge**	**Test Engineer**	**:Kevin Syu**
Power Setting	**:32**	**Test Site**	**:chamber B**
Plane	**:Z Plane**	**Voltage**	**:24Vdc From Adapter**
Note	**:**		

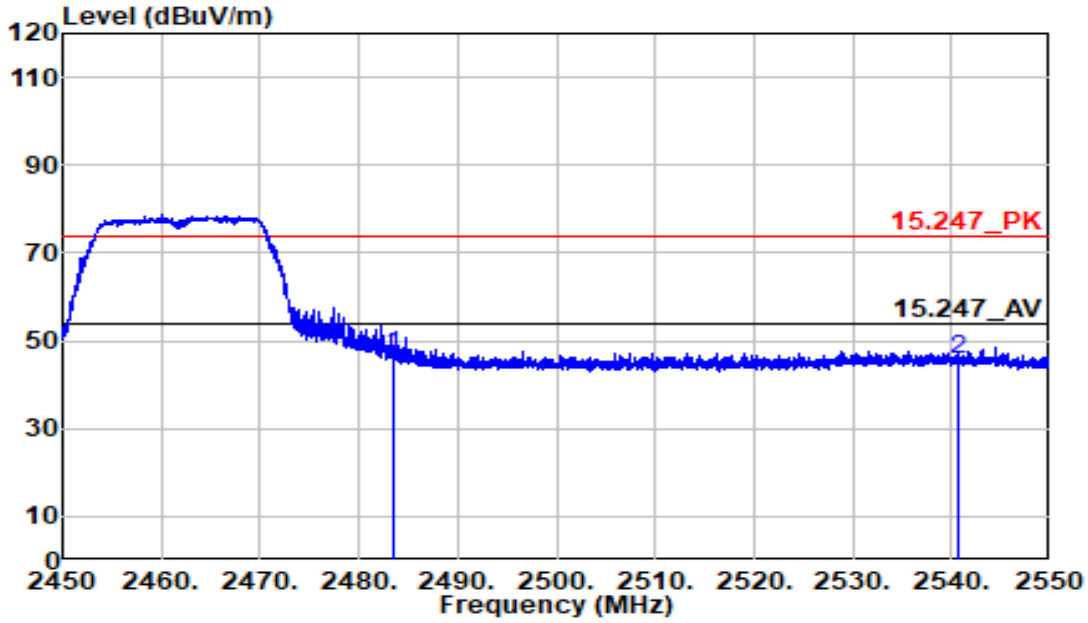

Freq MHz	Read LV. dBuV	Factor dB/m	Emission LV dBuV/m	Limit dBuV/m	Margin dB	Detector PK/QP/AV	Apos CM	TPos DEG
2483.500	58.00	-11.17	46.83	74.00	-27.17	Peak	263	175
2540.725	56.89	-10.96	45.93	74.00	-28.07	Peak	263	175

Report No.	**:6128625036301**	**Test Date**	**:2025-09-02**
Product Name	**:PUBLIC VIEW MONITOR**	**Model Name**	**:CE-P21E-B**
Operation Band	**:802.11n20**	**Temp/Humi**	**:23.4C/68%**
Channel	**:2462 MHz**	**Antenna Pol**	**:Vertical**
Mode	**:Bandedge**	**Test Engineer**	**:Kevin Syu**
Power Setting	**:32**	**Test Site**	**:chamber B**
Plane	**:Z Plane**	**Voltage**	**:24Vdc From Adapter**
Note	**:**		

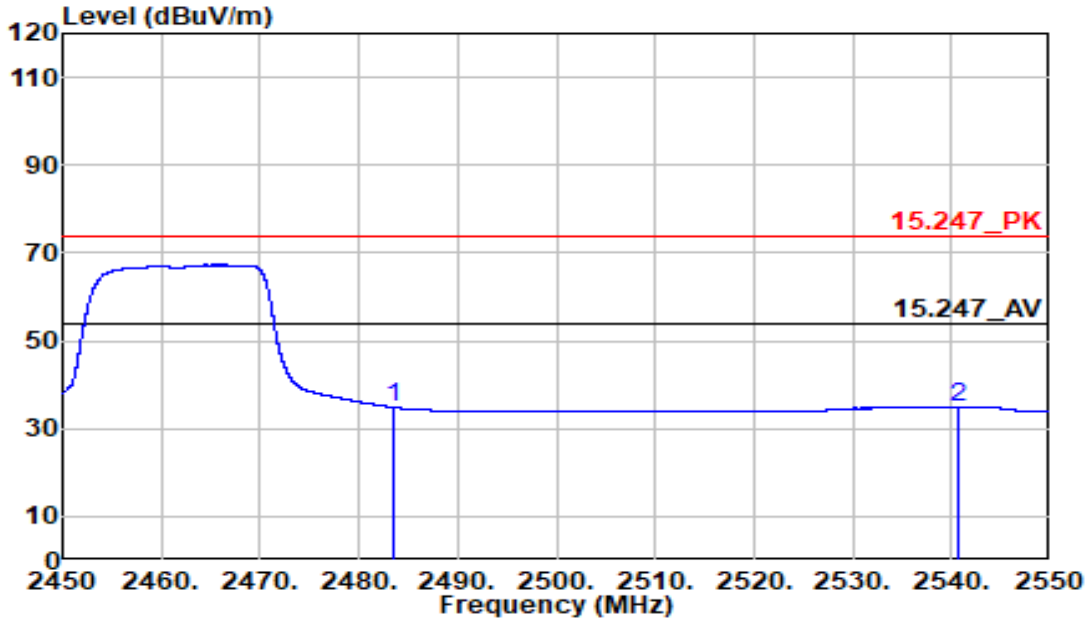

Freq MHz	Read LV. dBuV	Factor dB/m	Emission LV dBuV/m	Limit dBuV/m	Margin dB	Detector PK/QP/AV	Apos CM	TPos DEG
2483.500	46.03	-11.17	34.86	54.00	-19.14	Average	263	175
2540.725	45.87	-10.96	34.91	54.00	-19.09	Average	263	175

Report No.	**:6128625036301**	**Test Date**	**:2025-09-02**
Product Name	**:PUBLIC VIEW MONITOR**	**Model Name**	**:CE-P21E-B**
Operation Band	**:802.11n20**	**Temp/Humi**	**:23.4C/68%**
Channel	**:2462 MHz**	**Antenna Pol**	**:Horizontal**
Mode	**:Bandedge**	**Test Engineer**	**:Kevin Syu**
Power Setting	**:32**	**Test Site**	**:chamber B**
Plane	**:Z Plane**	**Voltage**	**:24Vdc From Adapter**
Note	**:**		

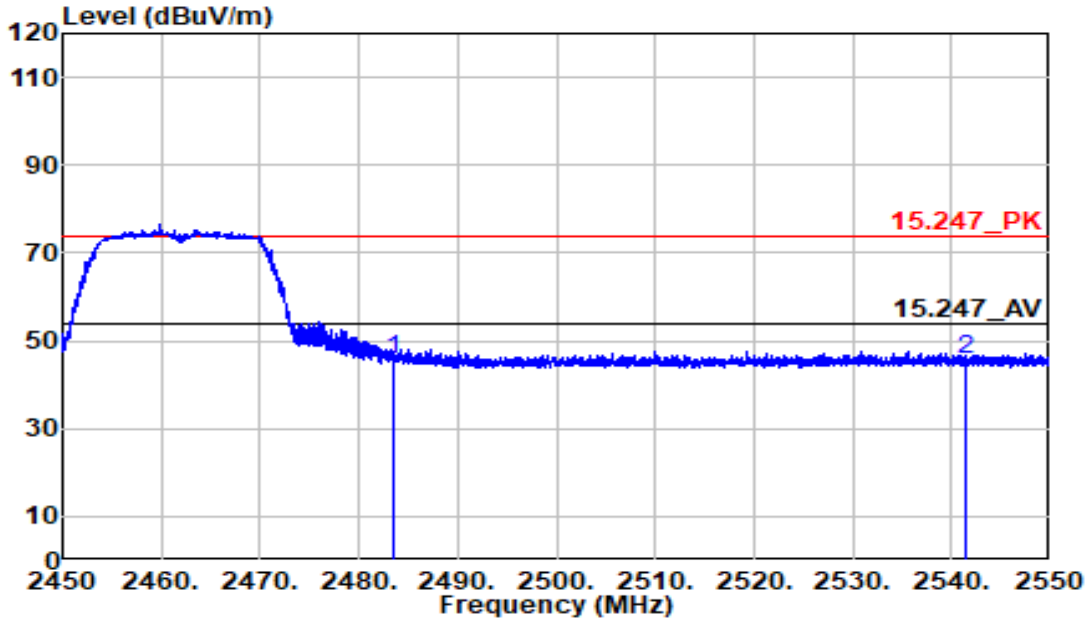

Freq MHz	Read LV. dBuV	Factor dB/m	Emission LV dBuV/m	Limit dBuV/m	Margin dB	Detector PK/QP/AV	Apos CM	TPos DEG
2483.500	56.77	-11.17	45.60	74.00	-28.40	Peak	101	334
2541.350	56.62	-10.96	45.66	74.00	-28.34	Peak	101	334

Appendix H. AC Mains Conducted Emissions

Report No.	:6128625036301	Test Date	:2025-09-17
Product Name	:PUBLIC VIEW MONITOR	Model Name	:CE-P21E-B
Operation Band	:2.4G	Temp/Humi	:24.4C 56%
Mode	:Tx	Test Engineer	:Sam Huang
Power	:120V/60Hz	Test Site	:Shielded Room A
Condition	:Line	Note	:

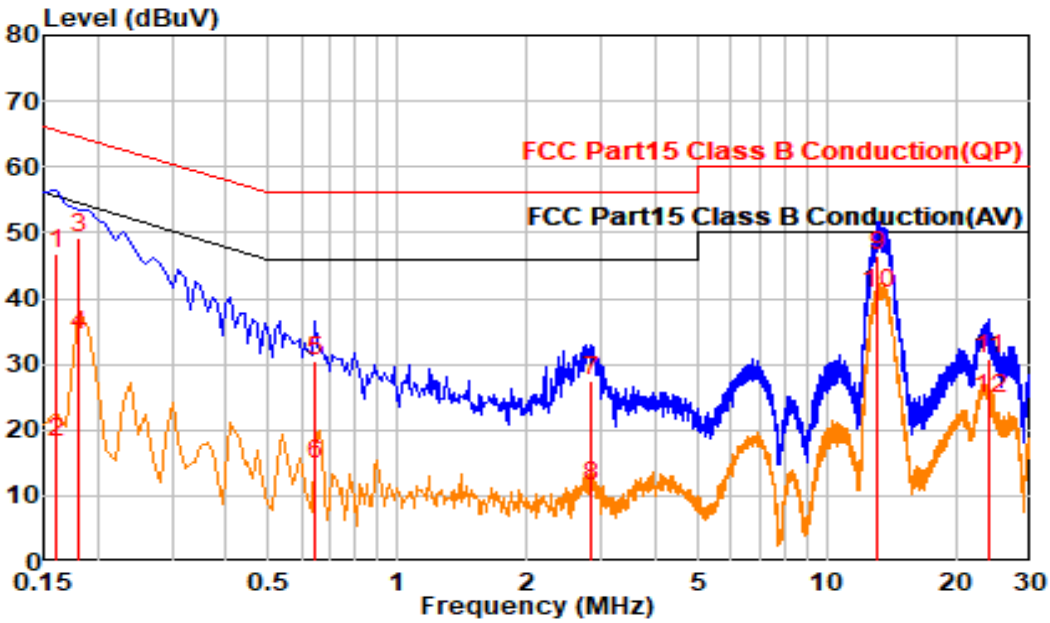

Trace: 1

Freq	Read LV.	Factor	Cable Loss	LISN Factor	Emission LV	Limit	Margin	Detect
MHz	dBuV	dB	dB	dB	dBuV	dBuV	dB	QP/AV
0.160	37.31	9.63	0.01	9.62	46.94	65.46	-18.52	QP
0.160	8.46	9.63	0.01	9.62	18.09	55.46	-37.38	Average
0.180	39.65	9.62	0.01	9.61	49.27	64.49	-15.22	QP
0.180	24.86	9.62	0.01	9.61	34.49	54.49	-20.00	Average
0.640	20.77	9.63	0.01	9.62	30.40	56.00	-25.60	QP
0.640	5.04	9.63	0.01	9.62	14.66	46.00	-31.34	Average
2.838	17.73	9.66	0.03	9.64	27.40	56.00	-28.60	QP
2.838	1.83	9.66	0.03	9.64	11.49	46.00	-34.51	Average
13.097	36.75	9.70	0.06	9.64	46.45	60.00	-13.55	QP
13.097	30.93	9.70	0.06	9.64	40.63	50.00	-9.37	Average
23.870	21.10	9.62	0.08	9.54	30.72	60.00	-29.28	QP
23.870	15.04	9.62	0.08	9.54	24.66	50.00	-25.34	Average

Report No.	:6128625036301	Test Date	:2025-09-17
Product Name	:PUBLIC VIEW MONITOR	Model Name	:CE-P21E-B
Operation Band	:2.4G	Temp/Humi	:24.4C 56%
Mode	:Tx	Test Engineer	:Sam Huang
Power	:120V/60Hz	Test Site	:Shielded Room A
Condition	:Neutral	Note	:

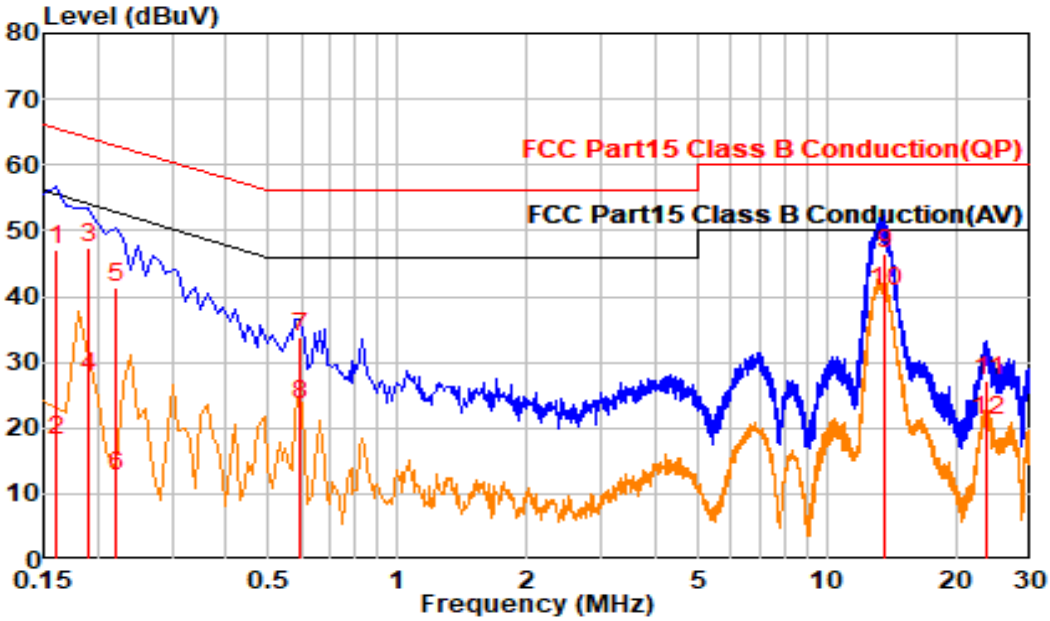

Trace: 1

Freq	Read LV.	Factor	Cable Loss	LISN Factor	Emission LV	Limit	Margin	Detect
MHz	dBuV	dB	dB	dB	dBuV	dBuV	dB	QP/AV
0.160	37.42	9.63	0.01	9.62	47.05	65.47	-18.42	QP
0.160	8.48	9.63	0.01	9.62	18.11	55.47	-37.36	Average
0.190	37.70	9.62	0.01	9.61	47.32	64.04	-16.73	QP
0.190	18.28	9.62	0.01	9.61	27.90	54.04	-26.14	Average
0.220	31.87	9.62	0.01	9.61	41.49	62.84	-21.34	QP
0.220	2.91	9.62	0.01	9.61	12.53	52.84	-40.30	Average
0.591	24.10	9.62	0.01	9.61	33.73	56.00	-22.27	QP
0.591	13.91	9.62	0.01	9.61	23.54	46.00	-22.46	Average
13.714	36.77	9.73	0.06	9.67	46.50	60.00	-13.50	QP
13.714	31.00	9.73	0.06	9.67	40.74	50.00	-9.26	Average
23.644	17.38	9.73	0.08	9.65	27.11	60.00	-32.89	QP
23.644	11.44	9.73	0.08	9.65	21.17	50.00	-28.83	Average

Appendix I. Test Setup Photo

Set-up for Spurious Emissions
Front View

Set-up for Spurious Emissions
Rear View



Set-up for Spurious Emissions
Rear View



Set-up for Spurious Emissions
Front View

Set-up for Spurious Emissions
Rear View



Set-up for Spurious Emissions
Rear View



Set-up for Conduction Emission
Front View

Set-up for Conduction Emission
Rear View



— END OF TEST REPORT —