Case No. : GTS20230629015-1-13	
Ambient Condition: 23 ℃, 49 %RH, Atmos100.1Kpa,	
Test Date: 2023.7.18	**Test Engineer:** Evan Ouyang

Appendix F.1: Emission Bandwidth

Test Result

Test Mode	Antenna	Frequency[MHz]	26db EBW [MHz]	FL[MHz]	FH[MHz]	Limit[MHz]	Verdict
11A	Ant1	5500	29.480	5487.280	5516.760	---	---
		5600	34.640	5583.400	5618.040	---	---
		5700	23.200	5687.480	5710.680	---	---
11N20SISO	Ant1	5500	37.640	5482.360	5520.000	---	---
		5600	39.280	5580.600	5619.880	---	---
		5700	21.000	5689.520	5710.520	---	---
11N40SISO	Ant1	5510	65.120	5481.040	5546.160	---	---
		5590	72.480	5554.080	5626.560	---	---
		5670	53.120	5640.560	5693.680	---	---
11AC20SISO	Ant1	5500	32.040	5486.200	5518.240	---	---
		5600	38.840	5580.920	5619.760	---	---
		5700	20.120	5689.880	5710.000	---	---
11AC40SISO	Ant1	5510	64.720	5481.440	5546.160	---	---
		5590	74.400	5553.920	5628.320	---	---
		5670	53.200	5641.520	5694.720	---	---
11AC80SISO	Ant1	5530	113.760	5486.000	5599.760	---	---
		5610	119.680	5556.720	5676.400	---	---

Test Graphs

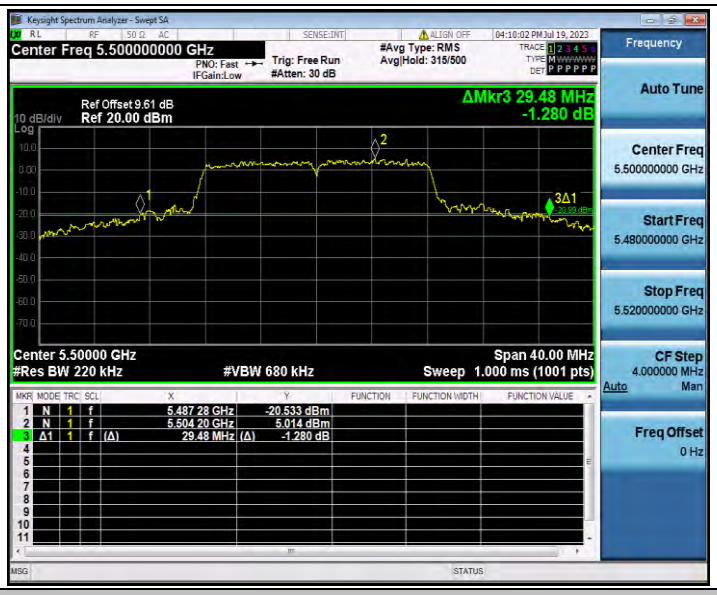

11A_Ant1_5500

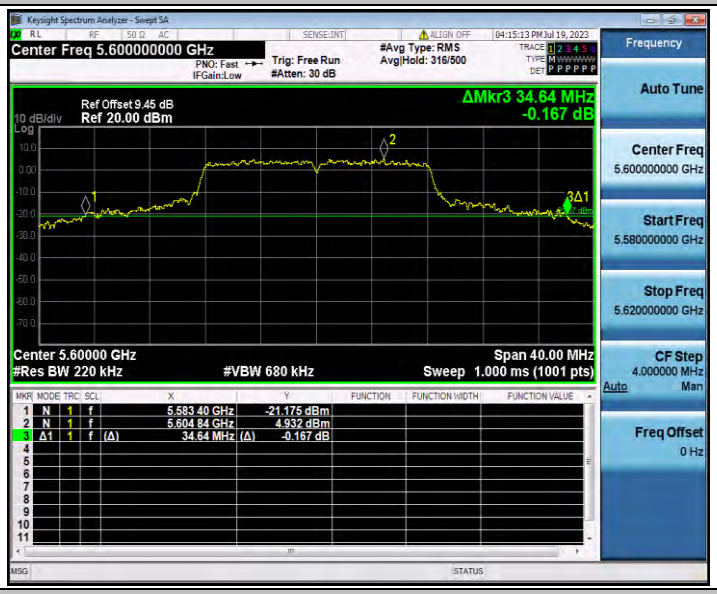

11A_Ant1_5600

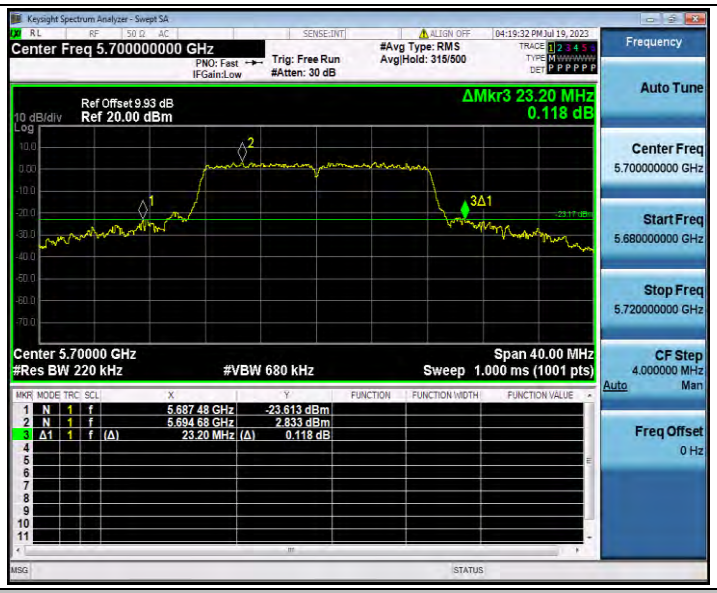

11A_Ant1_5700

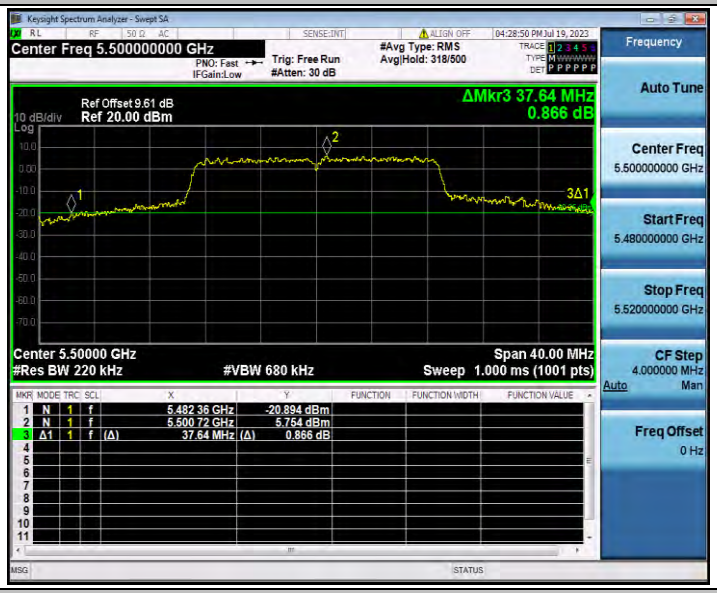

11N20SISO_Ant1_5500

11N20SISO_Ant1_5600
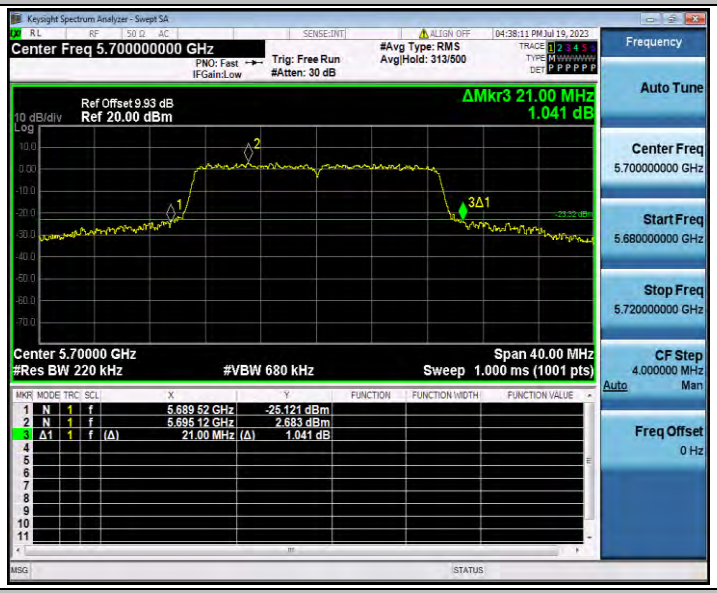

11N20SISO_Ant1_5700
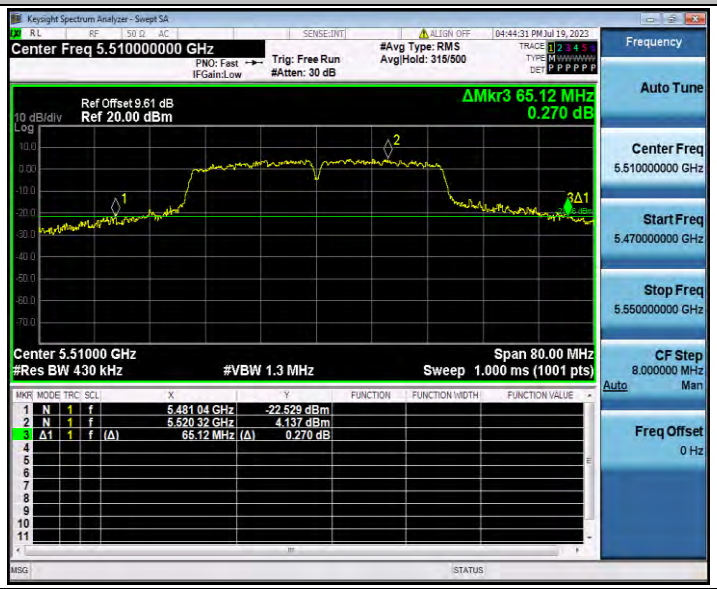

11N40SISO_Ant1_5510

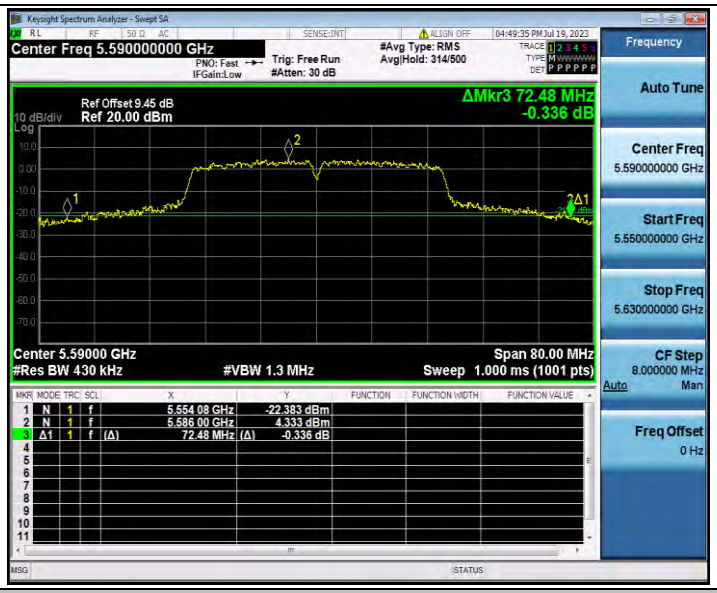

11N40SISO_Ant1_5590

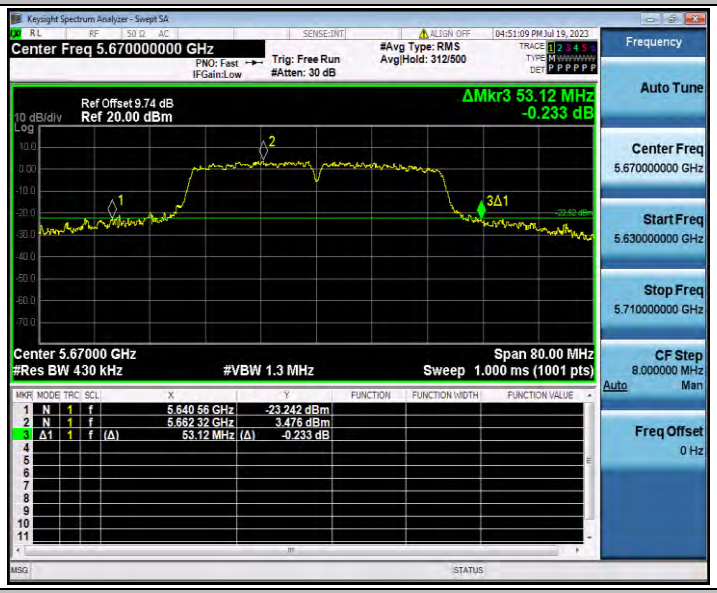

11N40SISO_Ant1_5670

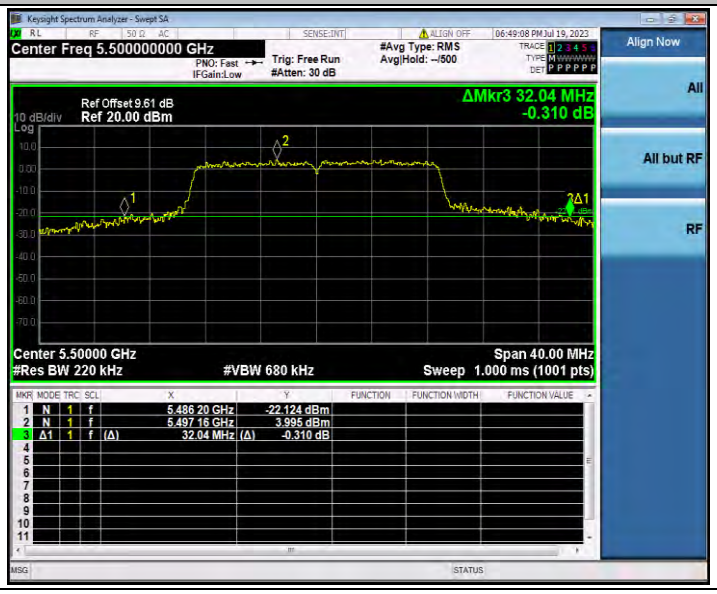

11AC20SISO_Ant1_5500

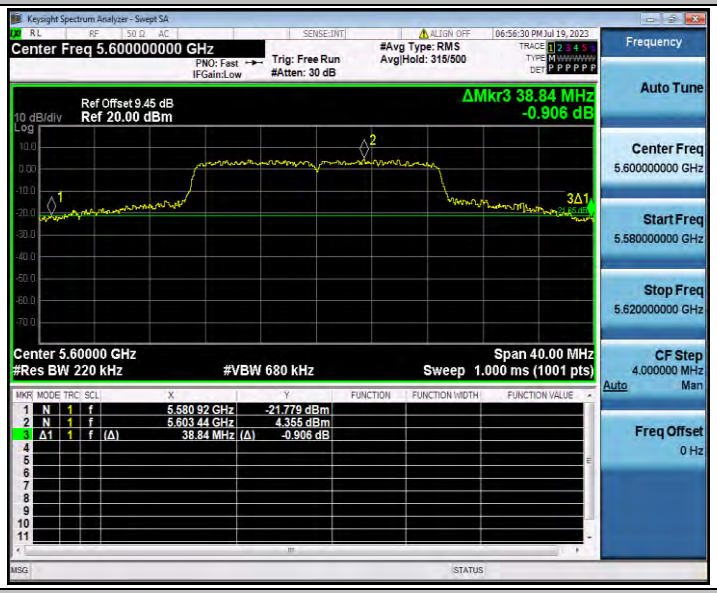

11AC20SISO_Ant1_5600

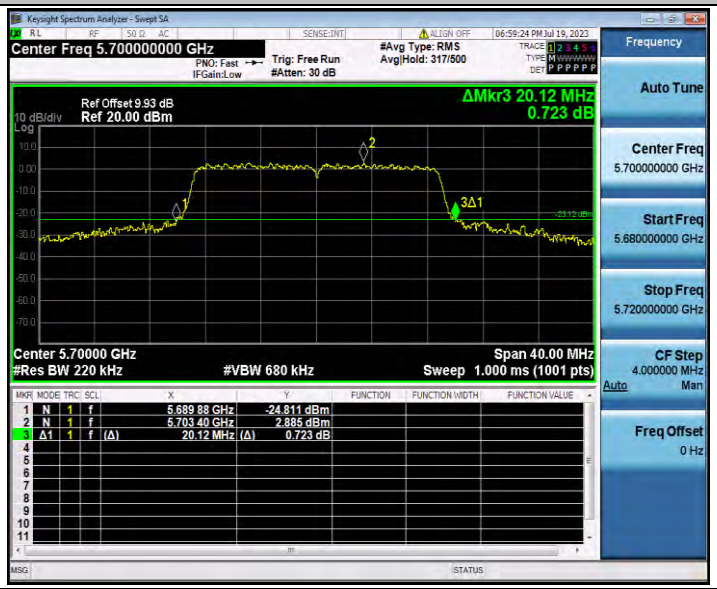

11AC20SISO_Ant1_5700

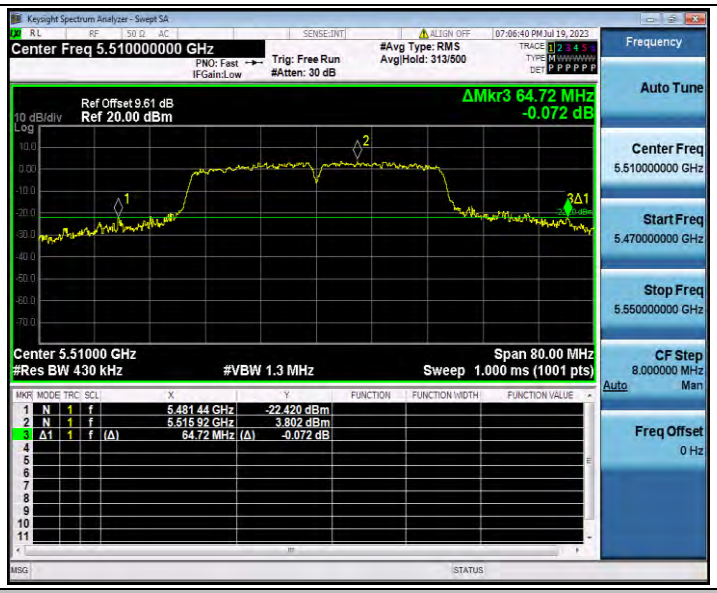

11AC40SISO_Ant1_5510

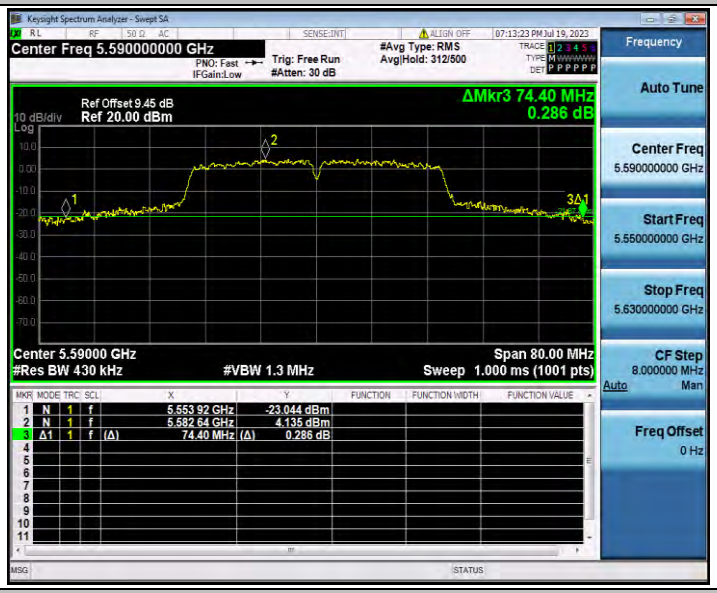

11AC40SISO_Ant1_5590

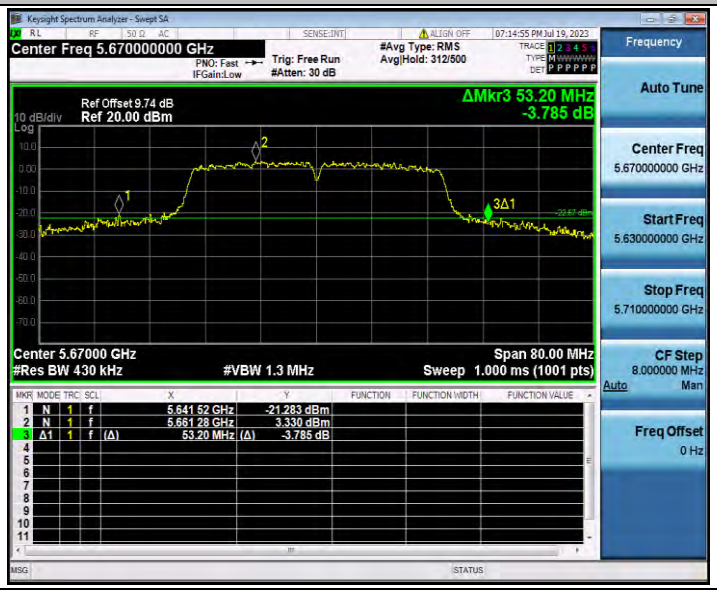

11AC40SISO_Ant1_5670

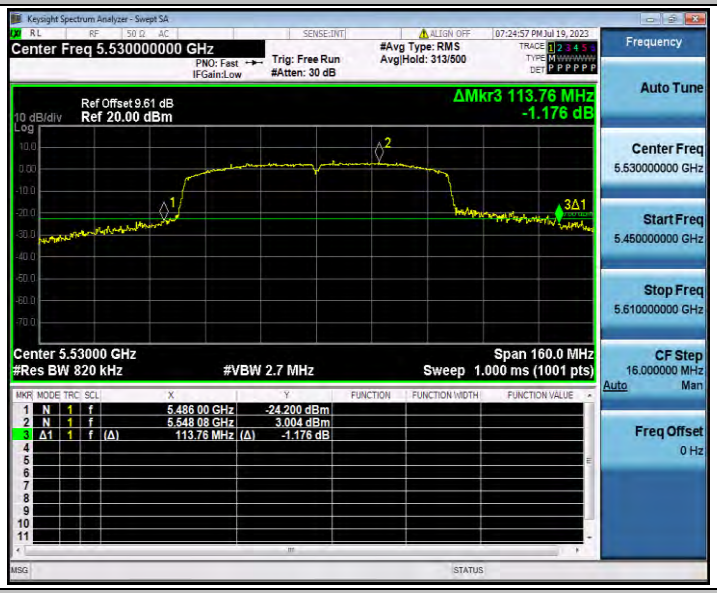

11AC80SISO_Ant1_5530

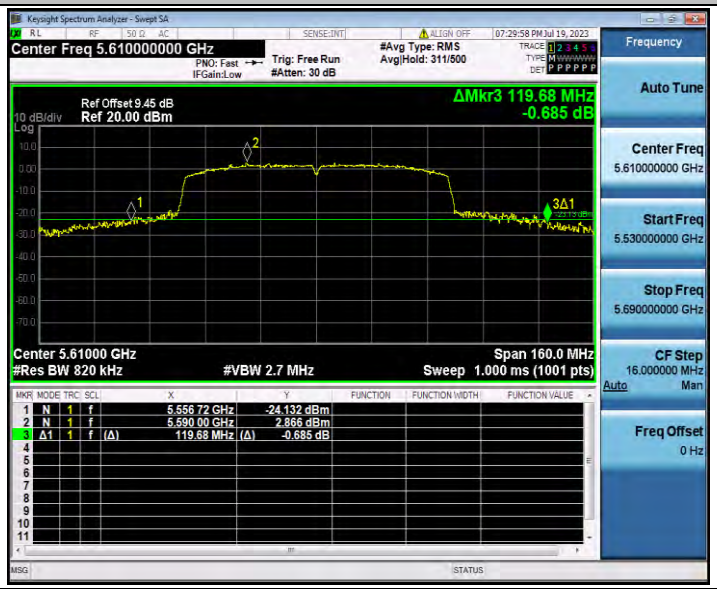

11AC80SISO_Ant1_5610

Appendix F.2: Occupied channel bandwidth

Test Result

Test Mode	Antenna	Frequency[MHz]	OCB [MHz]	FL[MHz]	FH[MHz]	Limit[MHz]	Verdict
11A	Ant1	5500	17.566	5491.579	5509.145	---	---
		5600	18.813	5590.855	5609.668	---	---
		5700	16.643	5691.678	5708.321	---	---
11N20SISO	Ant1	5500	21.151	5490.951	5512.102	---	---
		5600	21.212	5590.066	5611.278	---	---
		5700	17.718	5691.172	5708.890	---	---
11N40SISO	Ant1	5510	37.602	5491.907	5529.509	---	---
		5590	37.752	5571.386	5609.138	---	---
		5670	36.618	5651.688	5688.306	---	---
11AC20SISO	Ant1	5500	18.077	5491.191	5509.268	---	---
		5600	20.784	5590.230	5611.014	---	---
		5700	17.700	5691.191	5708.891	---	---
11AC40SISO	Ant1	5510	36.852	5491.979	5528.831	---	---
		5590	38.013	5571.357	5609.370	---	---
		5670	36.574	5651.710	5688.284	---	---
11AC80SISO	Ant1	5530	75.032	5493.011	5568.043	---	---
		5610	75.394	5572.520	5647.914	---	---

Test Graphs

11A_Ant1_5500

11A_Ant1_5600

11A_Ant1_5700

11N20SISO_Ant1_5500

11N20SISO_Ant1_5600

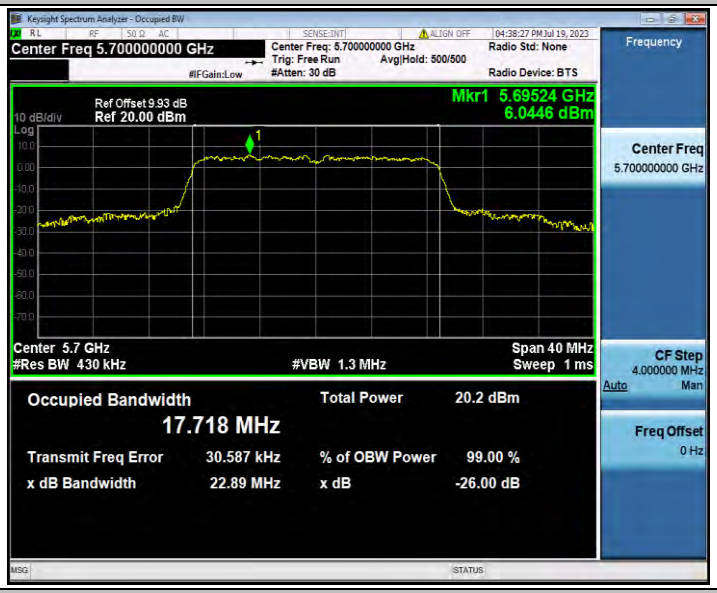

11N20SISO_Ant1_5700

11N40SISO_Ant1_5510

11N40SISO_Ant1_5590

11N40SISO_Ant1_5670

11AC20SISO_Ant1_5500

11AC20SISO_Ant1_5600

11AC20SISO_Ant1_5700

11AC40SISO_Ant1_5510

11AC40SISO_Ant1_5590

11AC40SISO_Ant1_5670

11AC80SISO_Ant1_5530

11AC80SISO_Ant1_5610

Appendix F.3: Duty Cycle

Test Result

Test Mode	Antenna	Frequency[MHz]	Transmission Duration [ms]	Transmission Period [ms]	Duty Cycle [%]
11A	Ant1	5500	30.00	30.00	100.00
		5600	30.00	30.00	100.00
		5700	30.00	30.00	100.00
11N20SISO	Ant1	5500	30.00	30.00	100.00
		5600	30.00	30.00	100.00
		5700	30.00	30.00	100.00
11N40SISO	Ant1	5510	30.00	30.00	100.00
		5590	30.00	30.00	100.00
		5670	30.00	30.00	100.00
11AC20SISO	Ant1	5500	30.00	30.00	100.00
		5600	30.00	30.00	100.00
		5700	30.00	30.00	100.00
11AC40SISO	Ant1	5510	30.00	30.00	100.00
		5590	30.00	30.00	100.00
		5670	30.00	30.00	100.00
11AC80SISO	Ant1	5530	30.00	30.00	100.00
		5610	30.00	30.00	100.00

Test Graphs

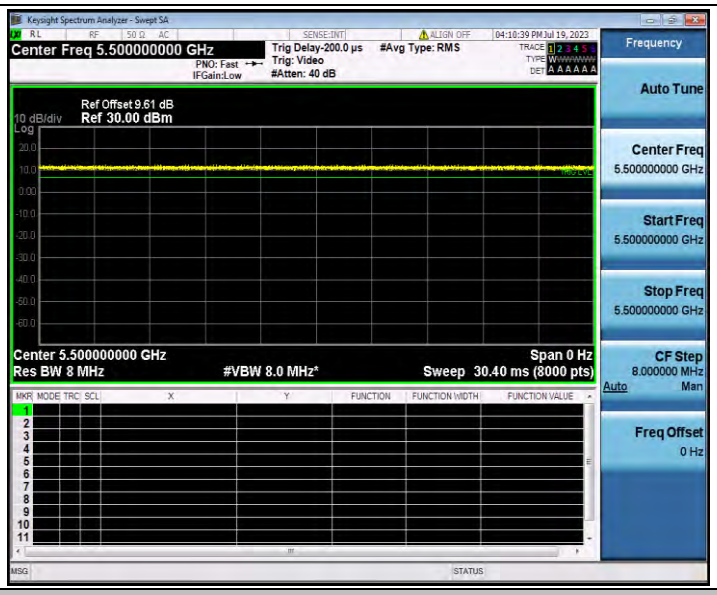

11A_Ant1_5500

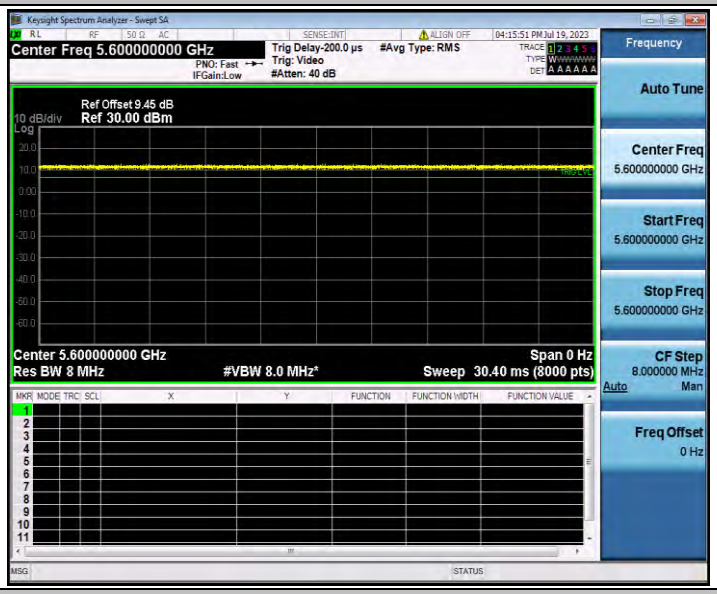

11A_Ant1_5600

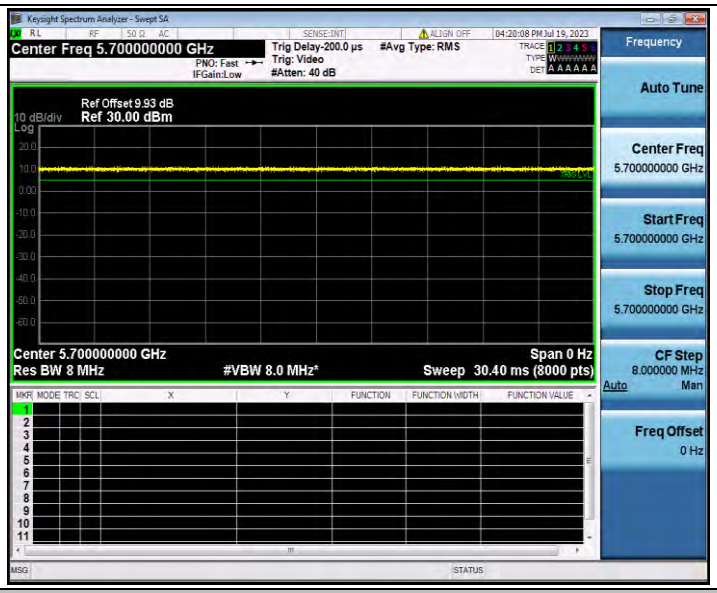

11A_Ant1_5700

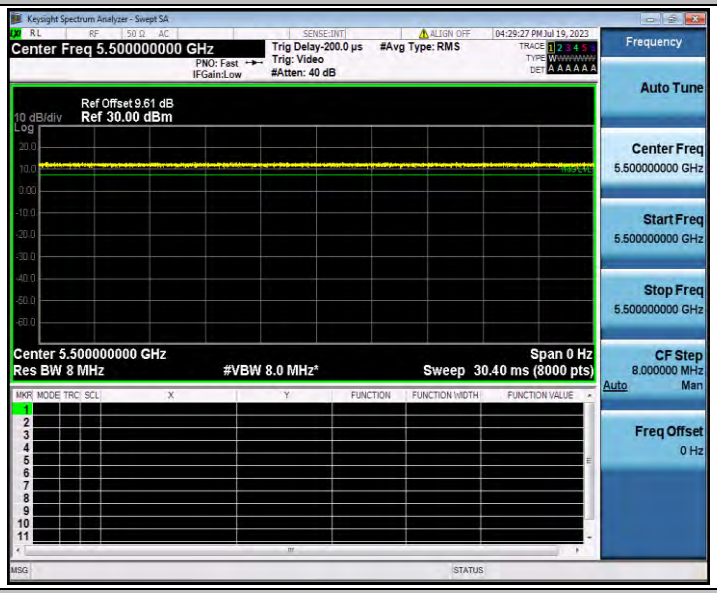

11N20SISO_Ant1_5500

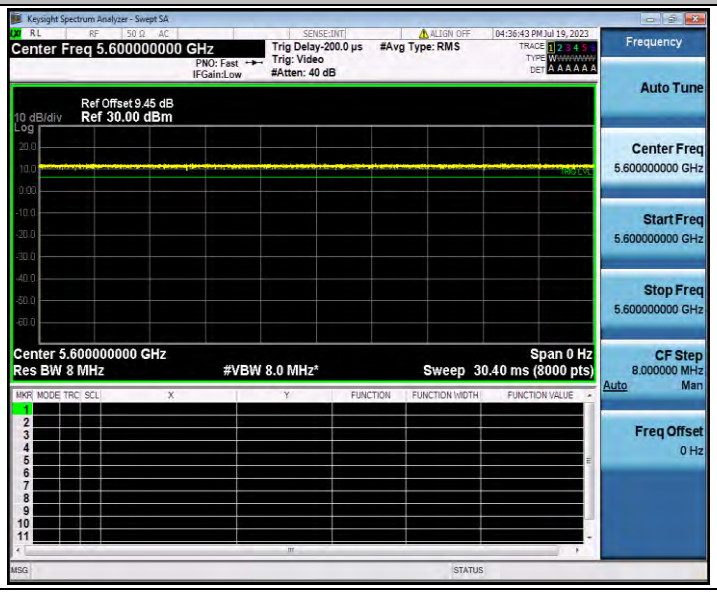

11N20SISO_Ant1_5600

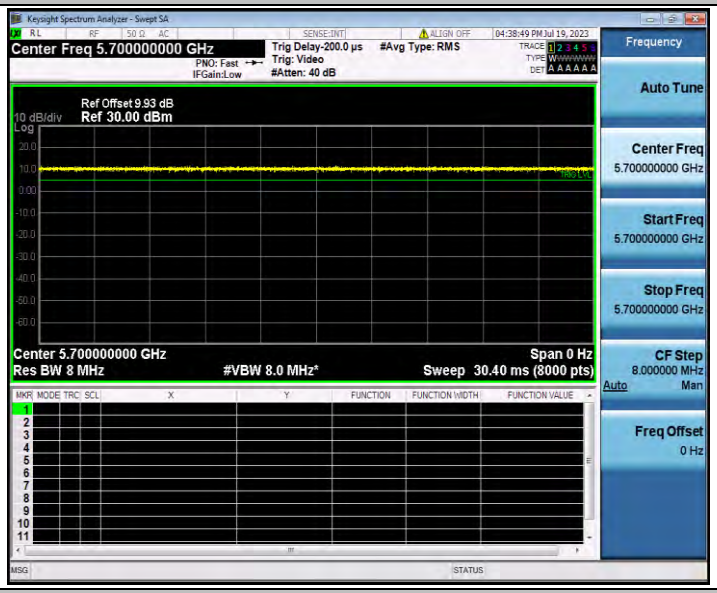

11N20SISO_Ant1_5700

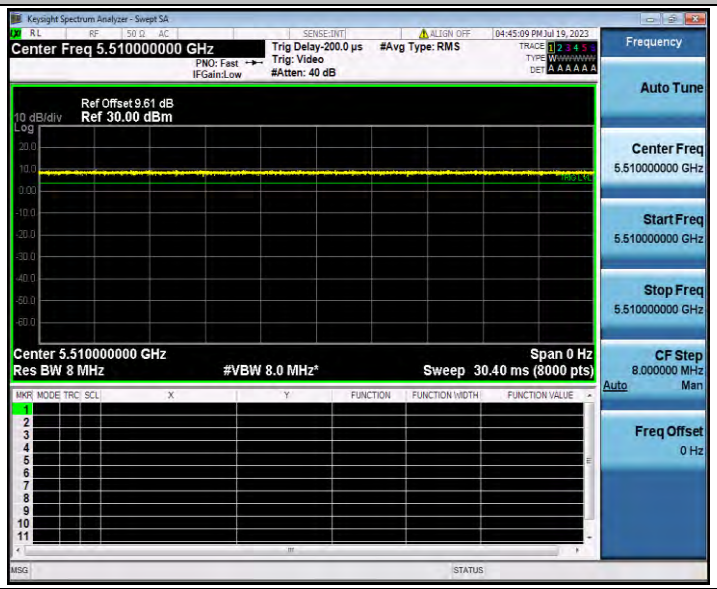

11N40SISO_Ant1_5510

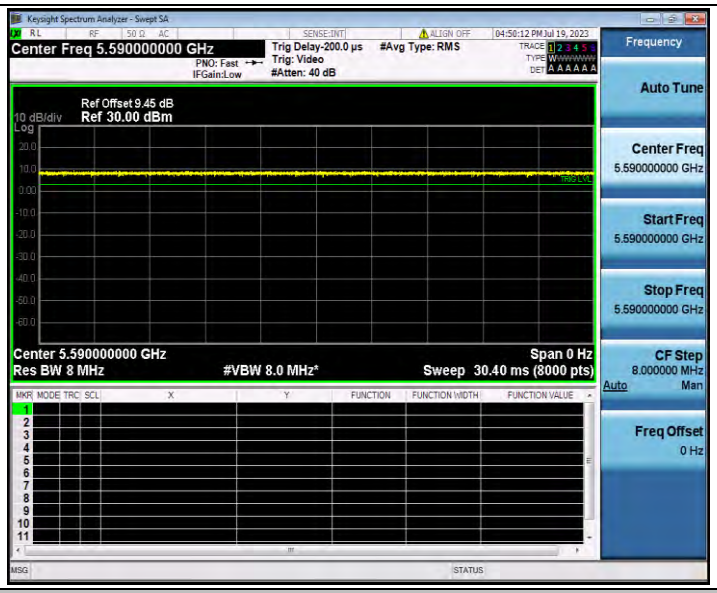

11N40SISO_Ant1_5590

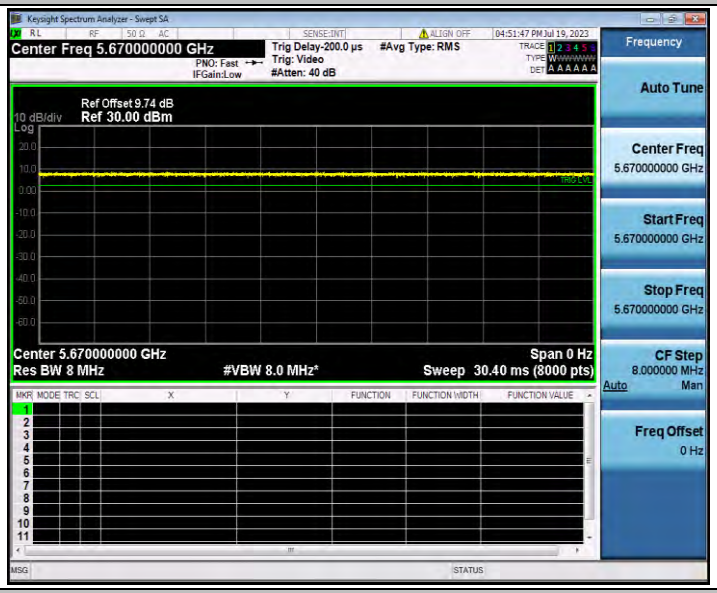

11N40SISO_Ant1_5670

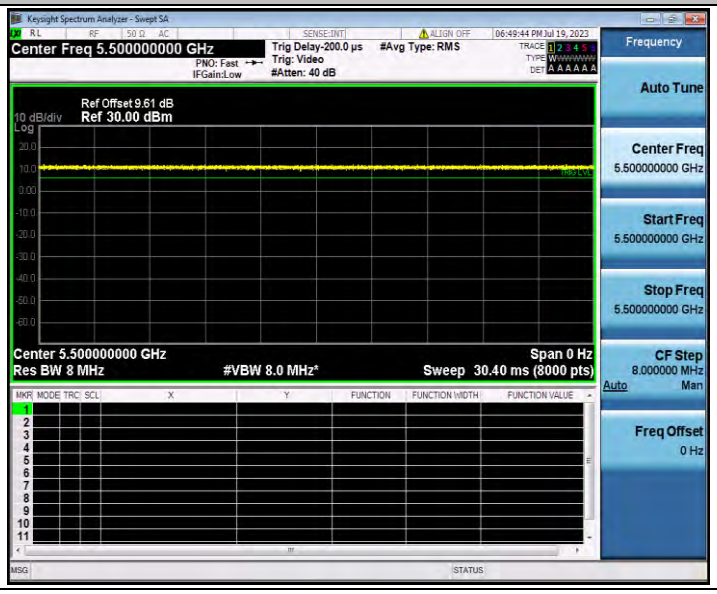

11AC20SISO_Ant1_5500

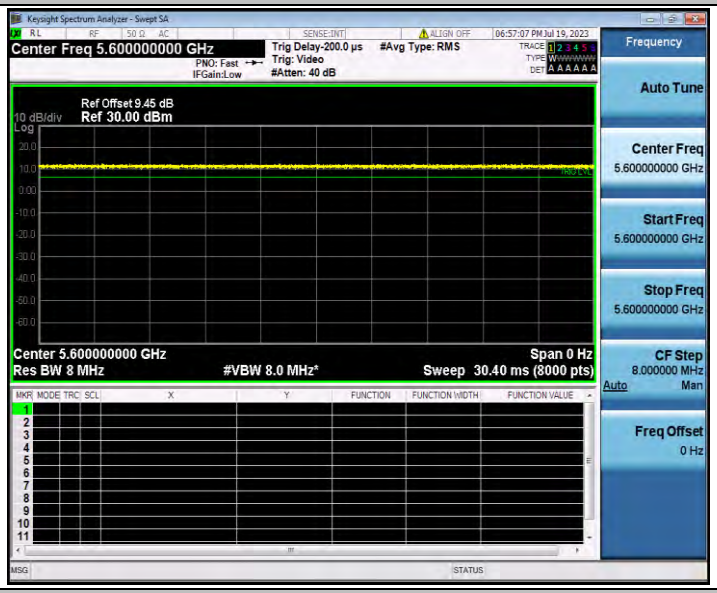

11AC20SISO_Ant1_5600

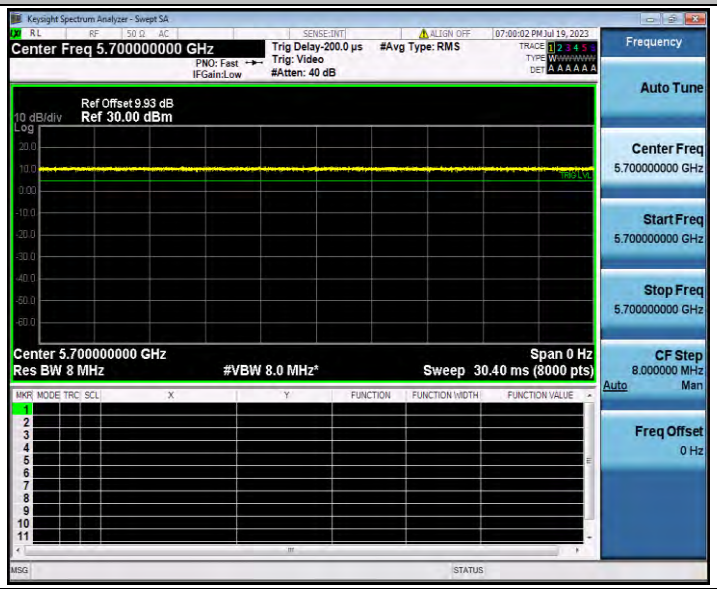

11AC20SISO_Ant1_5700

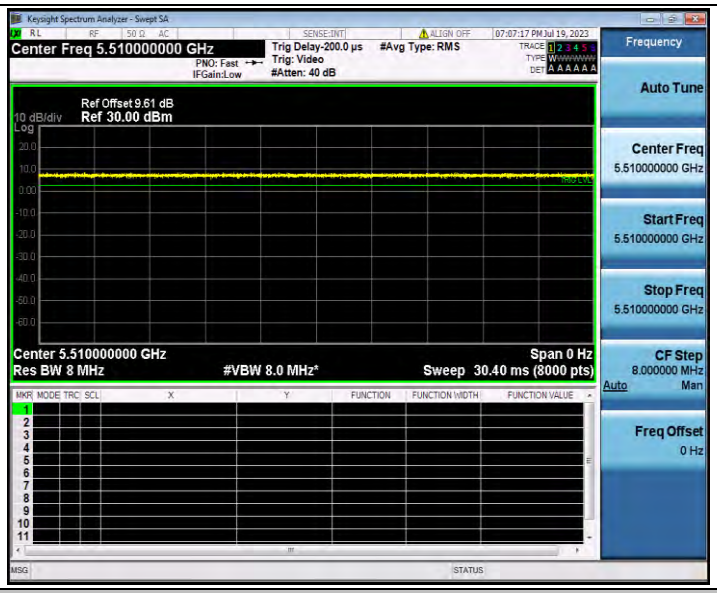

11AC40SISO_Ant1_5510

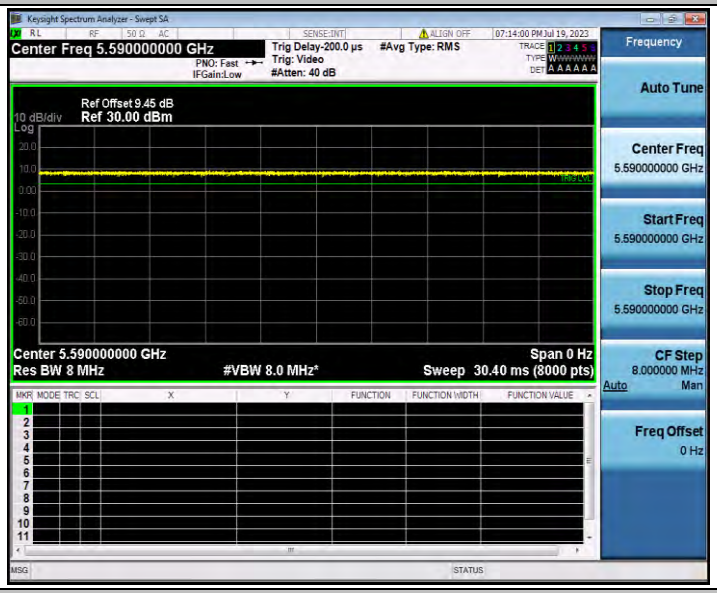

11AC40SISO_Ant1_5590

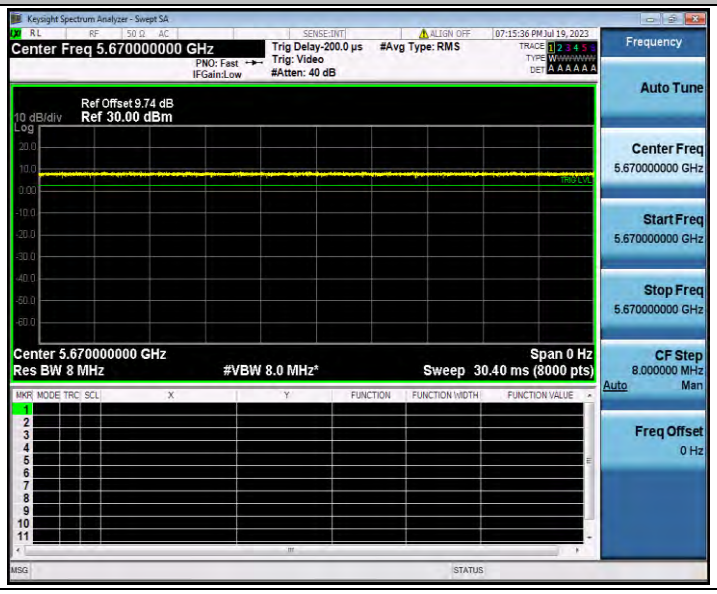

11AC40SISO_Ant1_5670
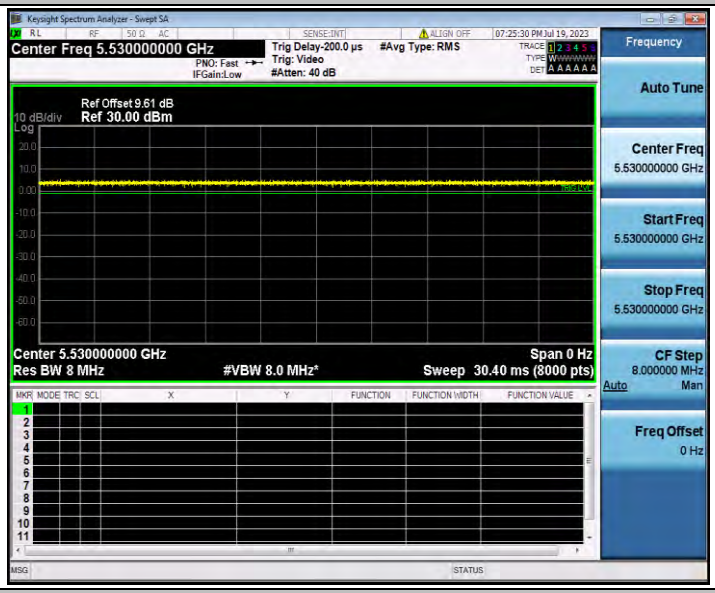
11AC80SISO_Ant1_5530
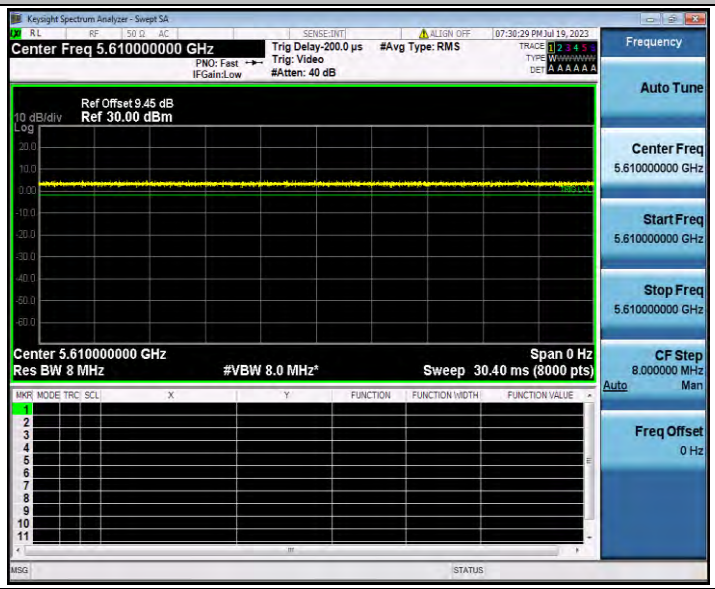
11AC80SISO_Ant1_5610

Appendix F.4: Maximum conducted output power

Test Result Channel Power

Test Mode	Antenna	Frequency[MHz]	Channel Powert [dBm]	Duty Cycle [%]	DC Factor [dBm]	Result [dBm]	Limit [dBm]	Verdict
11A	Ant1	5500	14.89	100.00	0.00	14.89	≤23.98	PASS
		5600	15.23	100.00	0.00	15.23	≤23.98	PASS
		5700	13.47	100.00	0.00	13.47	≤23.98	PASS
11N20SISO	Ant1	5500	15.64	100.00	0.00	15.64	≤23.98	PASS
		5600	15.27	100.00	0.00	15.27	≤23.98	PASS
		5700	13.58	100.00	0.00	13.58	≤23.98	PASS
11N40SISO	Ant1	5510	14.82	100.00	0.00	14.82	≤23.98	PASS
		5590	14.68	100.00	0.00	14.68	≤23.98	PASS
		5670	13.97	100.00	0.00	13.97	≤23.98	PASS
11AC20SISO	Ant1	5500	14.68	100.00	0.00	14.68	≤23.98	PASS
		5600	15.07	100.00	0.00	15.07	≤23.98	PASS
		5700	13.45	100.00	0.00	13.45	≤23.98	PASS
11AC40SISO	Ant1	5510	13.49	100.00	0.00	13.49	≤23.98	PASS
		5590	14.64	100.00	0.00	14.64	≤23.98	PASS
		5670	13.99	100.00	0.00	13.99	≤23.98	PASS
11AC80SISO	Ant1	5530	13.10	100.00	0.00	13.10	≤23.98	PASS
		5610	12.69	100.00	0.00	12.69	≤23.98	PASS

Note：The Duty Cycle Factor is compensated in the graph.

Appendix F.5: Maximum power spectral density

Test Result

Test Mode	Antenna	Frequency[MHz]	Result [dBm/MHz]	Limit[dBm/MHz]	Verdict
11A	Ant1	5500	2.94	≤11.00	PASS
		5600	3.31	≤11.00	PASS
		5700	1.55	≤11.00	PASS
11N20SISO	Ant1	5500	3.5	≤11.00	PASS
		5600	3.12	≤11.00	PASS
		5700	1.69	≤11.00	PASS
11N40SISO	Ant1	5510	0.56	≤11.00	PASS
		5590	0.26	≤11.00	PASS
		5670	-0.43	≤11.00	PASS
11AC20SISO	Ant1	5500	2.71	≤11.00	PASS
		5600	2.99	≤11.00	PASS
		5700	1.65	≤11.00	PASS
11AC40SISO	Ant1	5510	-0.66	≤11.00	PASS
		5590	0.28	≤11.00	PASS
		5670	-0.29	≤11.00	PASS
11AC80SISO	Ant1	5530	-3.66	≤11.00	PASS
		5610	-4.29	≤11.00	PASS

Note：1.The Result and Limit Unit is dBm/500 kHz in the band 5.725–5.85 GHz.
2.The Duty Cycle Factor and RBW Factor is compensated in the graph.

Test Graphs

11A_Ant1_5500

11A_Ant1_5600

11A_Ant1_5700

11N20SISO_Ant1_5500

11N20SISO_Ant1_5600
11N20SISO_Ant1_5700
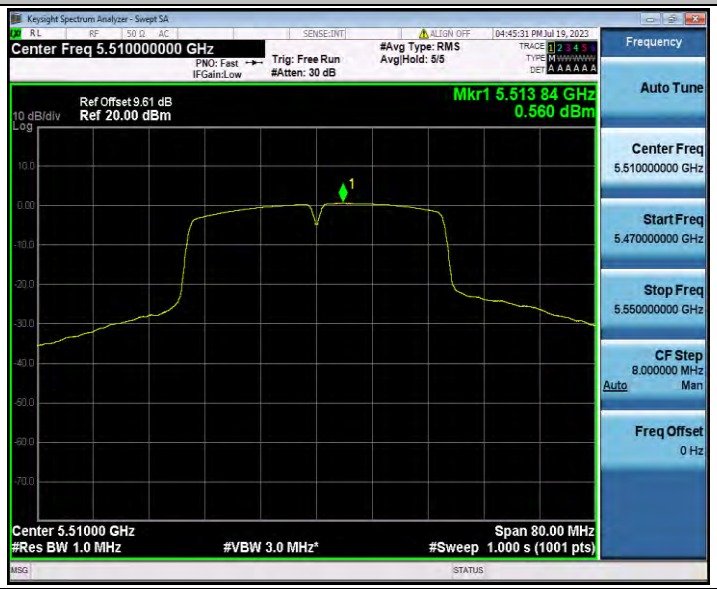
11N40SISO_Ant1_5510

11N40SISO_Ant1_5590

11N40SISO_Ant1_5670

11AC20SISO_Ant1_5500

11AC20SISO_Ant1_5600

11AC20SISO_Ant1_5700

11AC40SISO_Ant1_5510

11AC40SISO_Ant1_5590

11AC40SISO_Ant1_5670

11AC80SISO_Ant1_5530

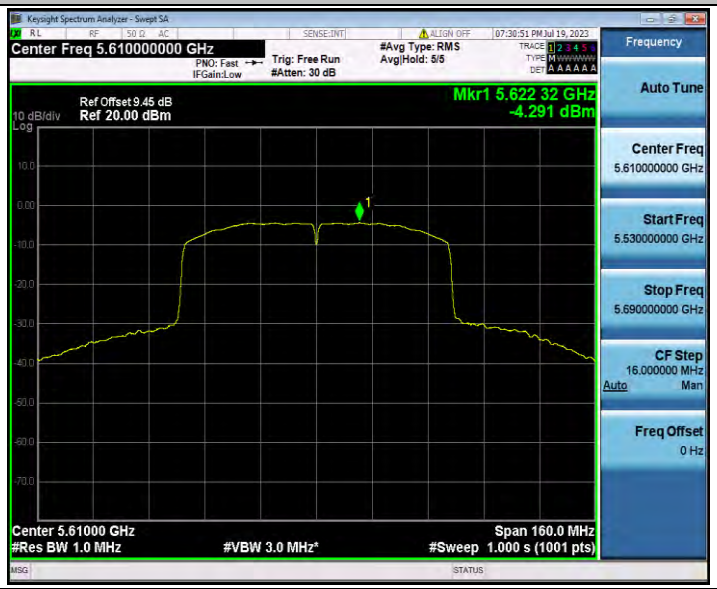

11AC80SISO_Ant1_5610

Appendix F.6: Band edge measurements

Test Result B2

Test Mode	Antenna	ChName	Frequency[MHz]	Result[dBm]	Limit[dBm]	Verdict
11A	Ant1	Low	5500	-31.15	≤-27	PASS
		High	5700	-36.84	≤-27	PASS
11N20SISO	Ant1	Low	5500	-28.14	≤-27	PASS
		High	5700	-30.25	≤-27	PASS
11N40SISO	Ant1	Low	5510	-30.3	≤-27	PASS
		High	5670	-37.16	≤-27	PASS
11AC20SISO	Ant1	Low	5500	-30.86	≤-27	PASS
		High	5700	-31.01	≤-27	PASS
11AC40SISO	Ant1	Low	5510	-27.12	≤-27	PASS
		High	5670	-36.44	≤-27	PASS
11AC80SISO	Ant1	Low	5530	-32.25	≤-27	PASS
		High	5610	-37.06	≤-27	PASS

Test Graphs B2

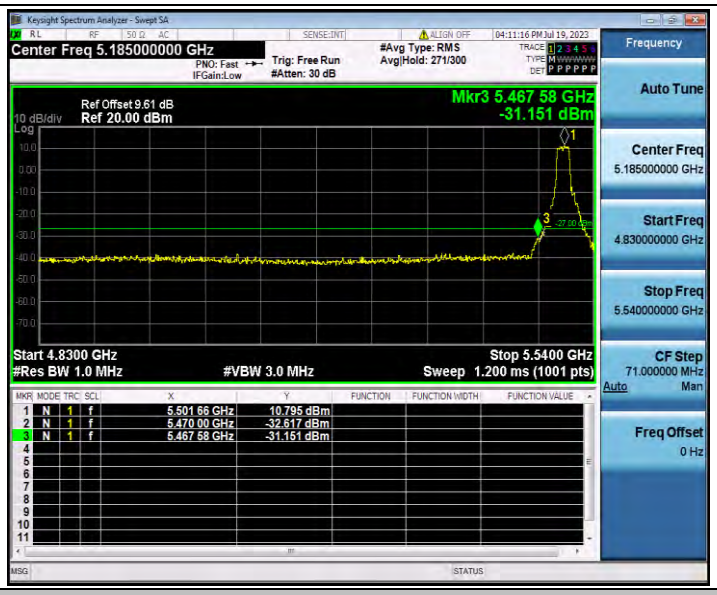

11A_Ant1_Low_5500

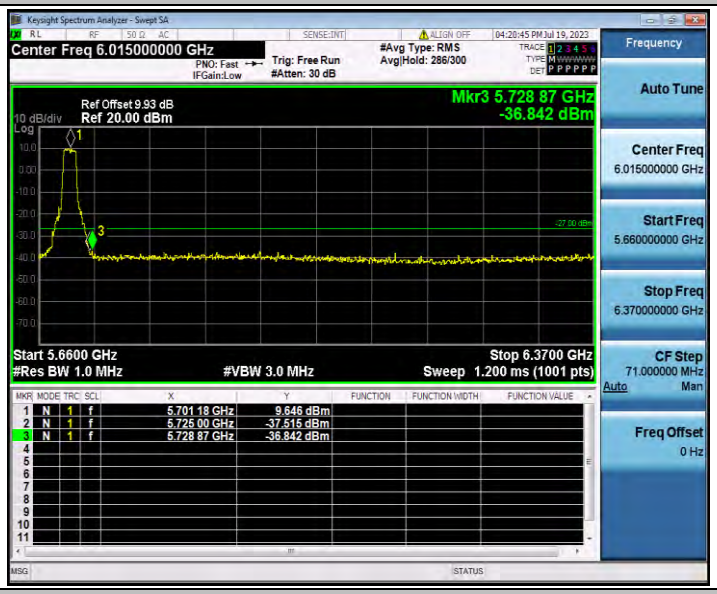

11A_Ant1_High_5700

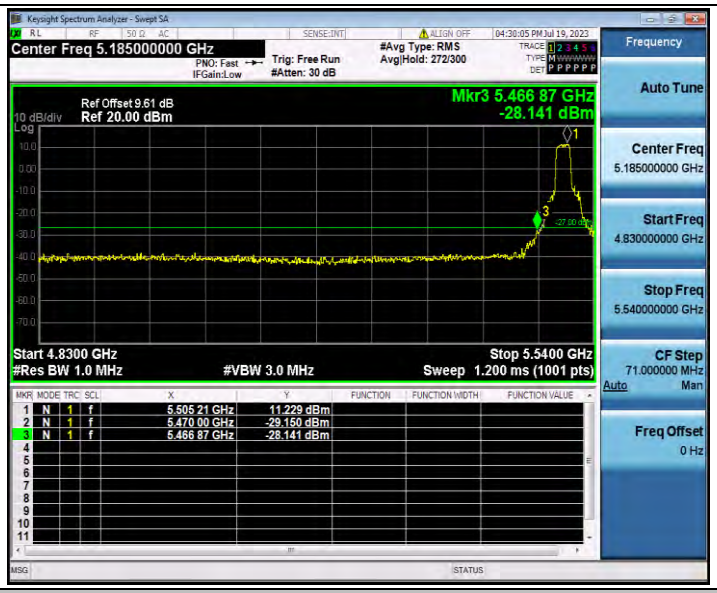

11N20SISO_Ant1_Low_5500

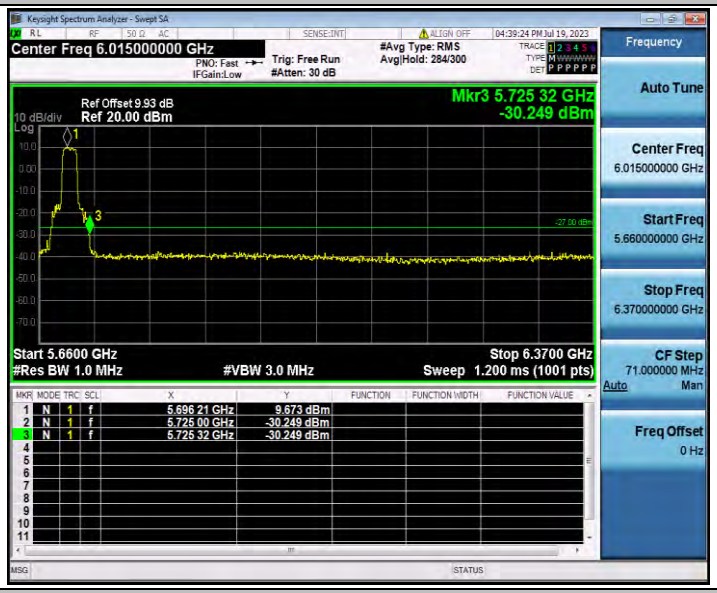

11N20SISO_Ant1_High_5700

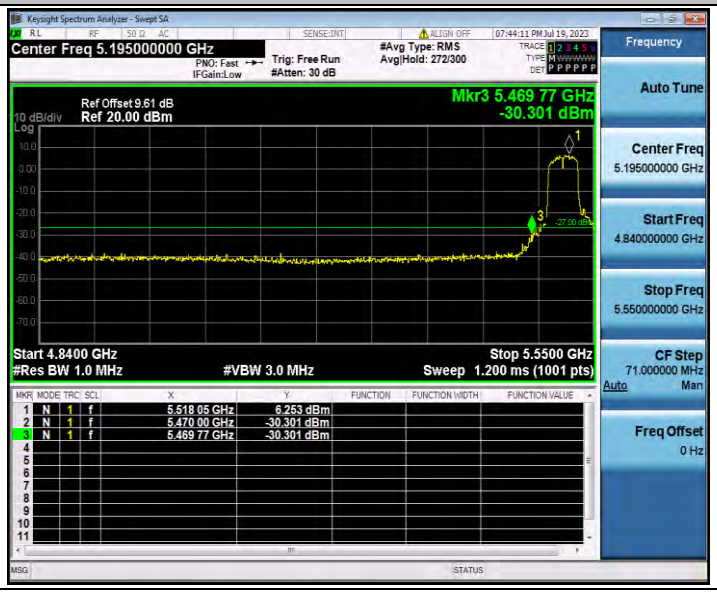

11N40SISO_Ant1_Low_5510

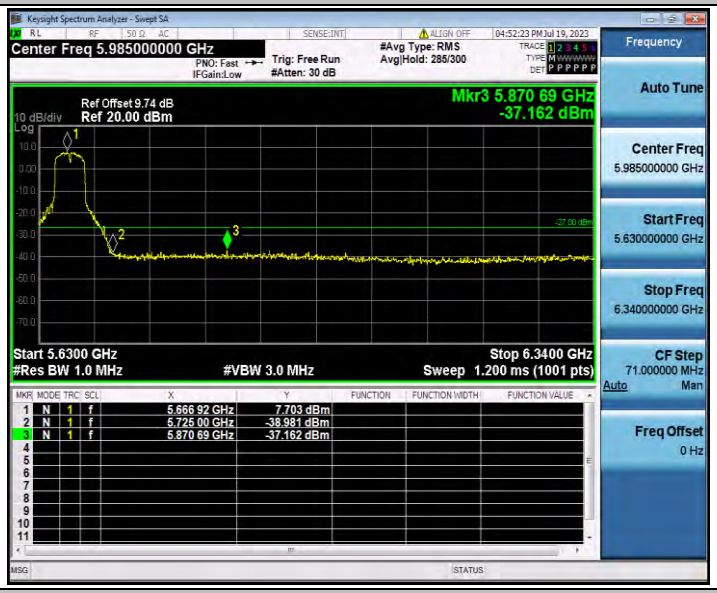

11N40SISO_Ant1_High_5670

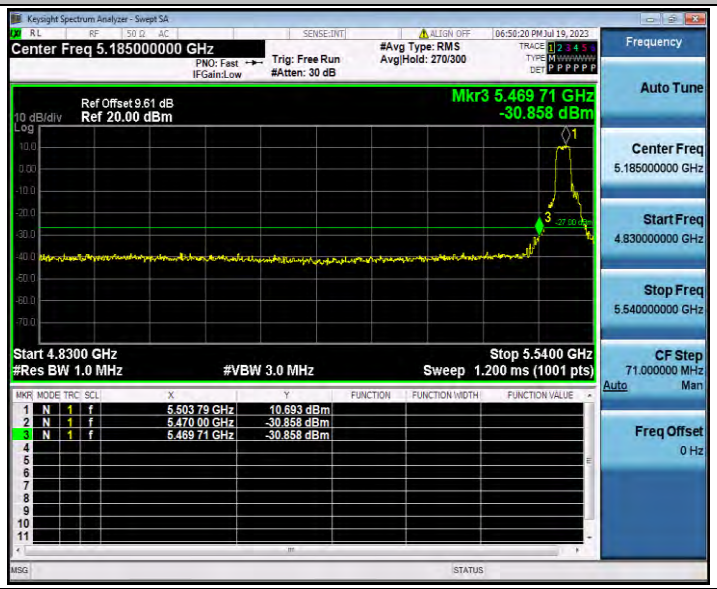

11AC20SISO_Ant1_Low_5500

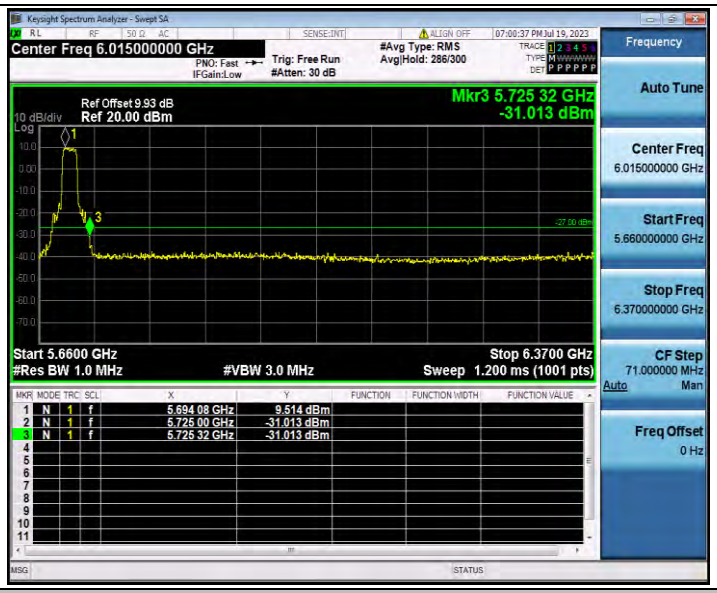

11AC20SISO_Ant1_High_5700

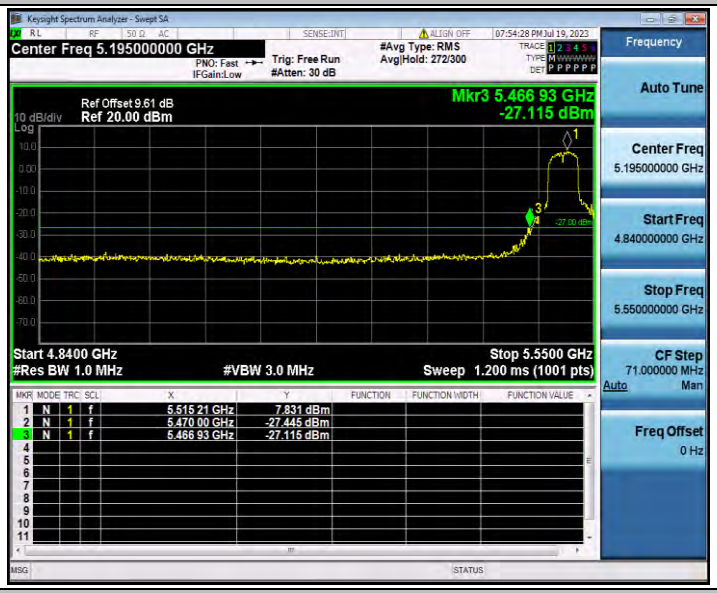

11AC40SISO_Ant1_Low_5510

11AC40SISO_Ant1_High_5670

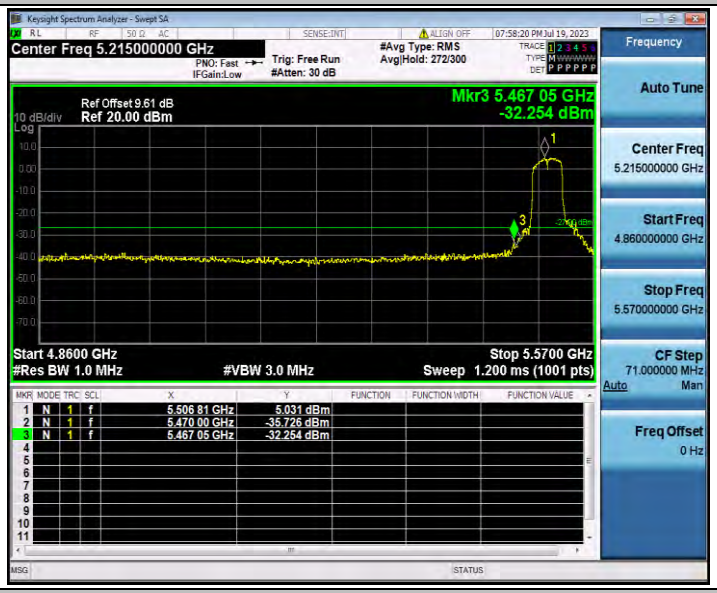

11AC80SISO_Ant1_Low_5530

11AC80SISO_Ant1_High_5610

Appendix F.7: Conducted Spurious Emission

Test Result

Test Mode	Antenna	Frequency[MHz]	FreqRange [MHz]	Max. Fre [MHz]	Max. Level [dBm]	Limit [dBm]	Verdict
11A	Ant1	5500	30~5460	5459.46	-42.38	≤-27	PASS
			5735~40000	26043.08	-37.41	≤-27	PASS
		5600	30~5460	5447.87	-46.81	≤-27	PASS
			5735~40000	24272.41	-37.44	≤-27	PASS
		5700	30~5460	5453.85	-46.45	≤-27	PASS
			5735~40000	24295.09	-37.12	≤-27	PASS
11N20SISO	Ant1	5500	30~5460	5455.11	-36.36	≤-27	PASS
			5735~40000	26863.9	-37.74	≤-27	PASS
		5600	30~5460	5424.16	-46.24	≤-27	PASS
			5735~40000	26829.88	-37.26	≤-27	PASS
		5700	30~5460	5446.79	-46.19	≤-27	PASS
			5735~40000	25082.61	-37.93	≤-27	PASS
11N40SISO	Ant1	5510	30~5460	5455.84	-34.34	≤-27	PASS
			5735~40000	26685.28	-38.06	≤-27	PASS
		5590	30~5460	4958.99	-46.84	≤-27	PASS
			5735~40000	26462.7	-37.67	≤-27	PASS
		5670	30~5460	5428.51	-45.62	≤-27	PASS
			5735~40000	26053.71	-37.15	≤-27	PASS
11AC20SISO	Ant1	5500	30~5460	5459.82	-36.16	≤-27	PASS
			5735~40000	25601.47	-37.69	≤-27	PASS
		5600	30~5460	5435.93	-45.13	≤-27	PASS
			5735~40000	23562.87	-36.59	≤-27	PASS
		5700	30~5460	3118.95	-46.5	≤-27	PASS
			5735~40000	24251.14	-37.44	≤-27	PASS
11AC40SISO	Ant1	5510	30~5460	5460	-35.69	≤-27	PASS
			5735~40000	26014.72	-37.67	≤-27	PASS
		5590	30~5460	5424.34	-46.28	≤-27	PASS
			5735~40000	26776.72	-36.72	≤-27	PASS
		5670	30~5460	5435.75	-46.37	≤-27	PASS
			5735~40000	26975.19	-38.07	≤-27	PASS
11AC80SISO	Ant1	5530	30~5460	5460	-29.36	≤-27	PASS
			5735~40000	24262.49	-36.72	≤-27	PASS
		5610	30~5460	5453.85	-42.69	≤-27	PASS
			5735~40000	24287.29	-37.65	≤-27	PASS

Test Graphs

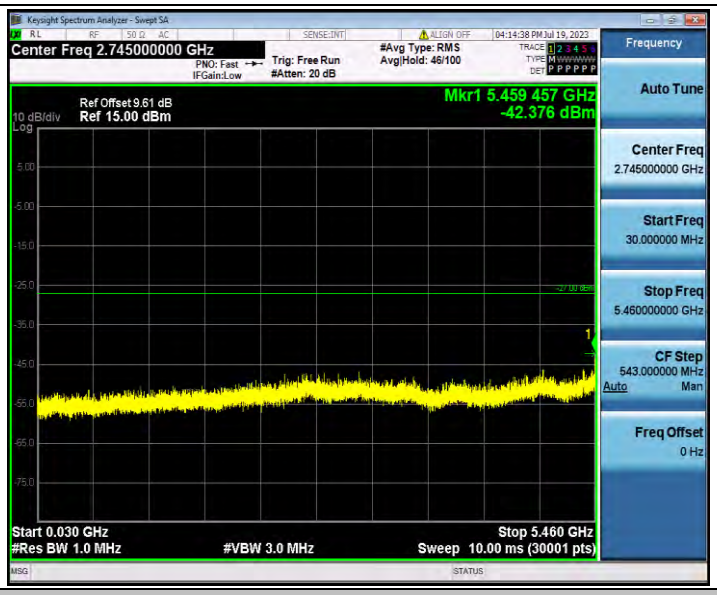

11A_Ant1_5500_30~5460

11A_Ant1_5500_5735~40000

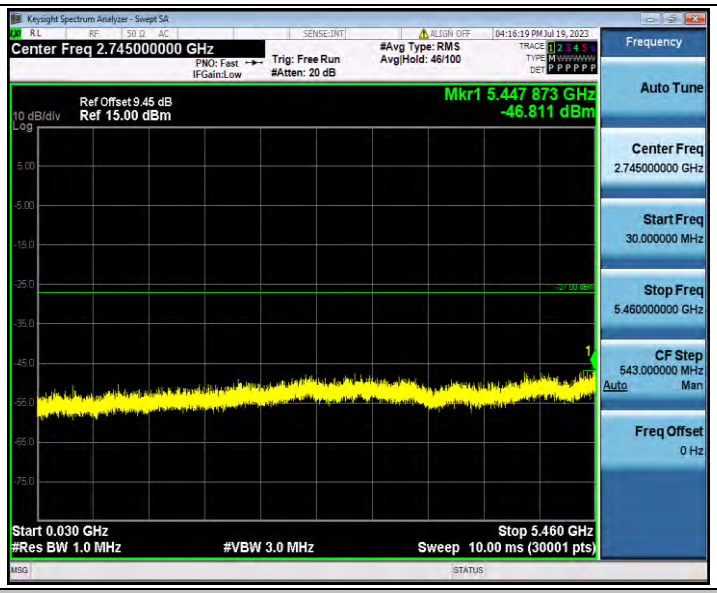

11A_Ant1_5600_30~5460

11A_Ant1_5600_5735~40000

11A_Ant1_5700_30~5460

11A_Ant1_5700_5735~40000

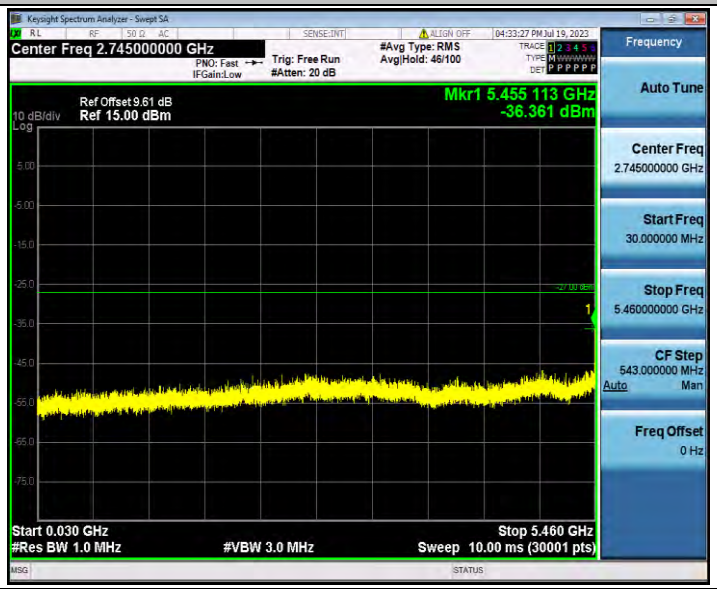

11N20SISO_Ant1_5500_30~5460

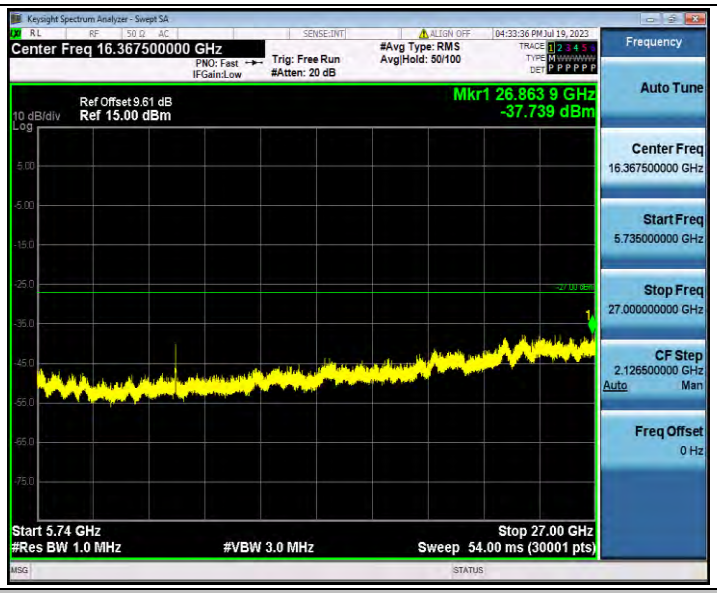

11N20SISO_Ant1_5500_5735~40000

11N20SISO_Ant1_5600_30~5460

11N20SISO_Ant1_5600_5735~40000

11N20SISO_Ant1_5700_30~5460

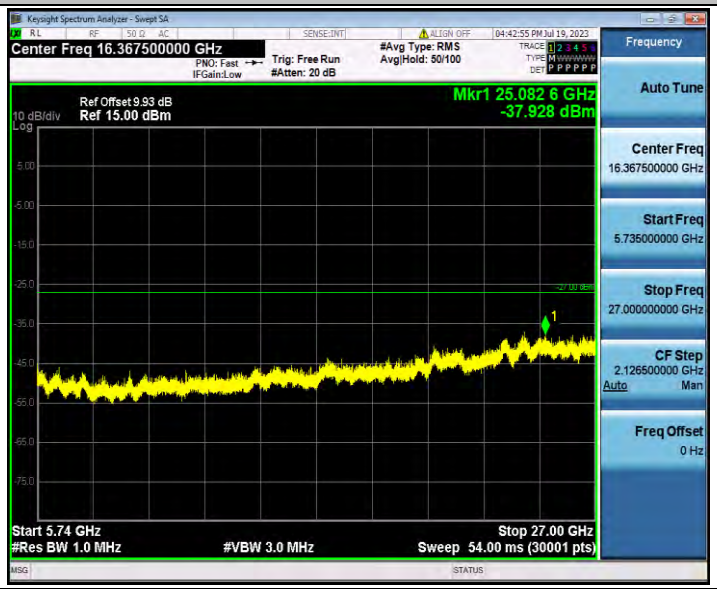

11N20SISO_Ant1_5700_5735~40000

11N40SISO_Ant1_5510_30~5460

11N40SISO_Ant1_5510_5735~40000

11N40SISO_Ant1_5590_30~5460

11N40SISO_Ant1_5590_5735~40000

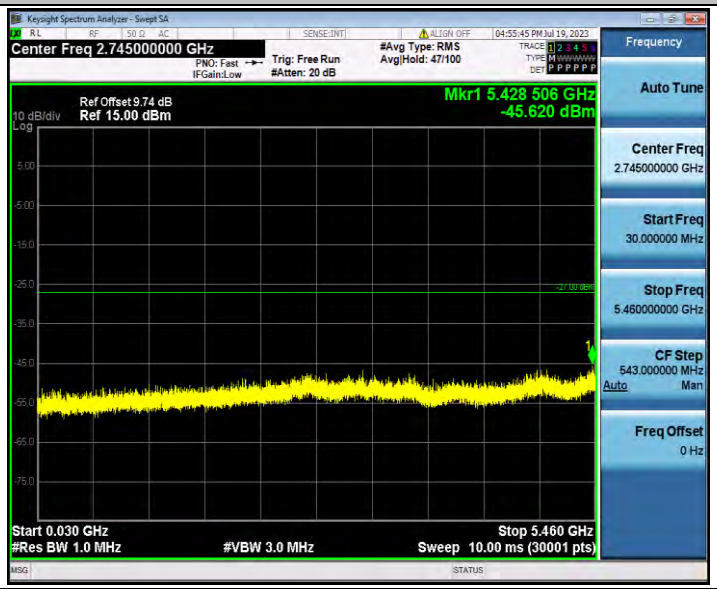

11N40SISO_Ant1_5670_30~5460

11N40SISO_Ant1_5670_5735~40000

11AC20SISO_Ant1_5500_30~5460

11AC20SISO_Ant1_5500_5735~40000

11AC20SISO_Ant1_5600_30~5460

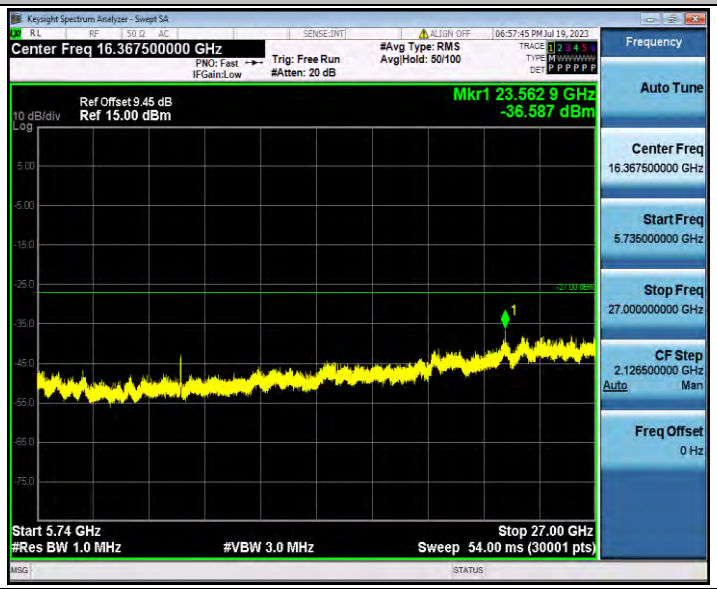

11AC20SISO_Ant1_5600_5735~40000

11AC20SISO_Ant1_5700_30~5460

11AC20SISO_Ant1_5700_5735~40000

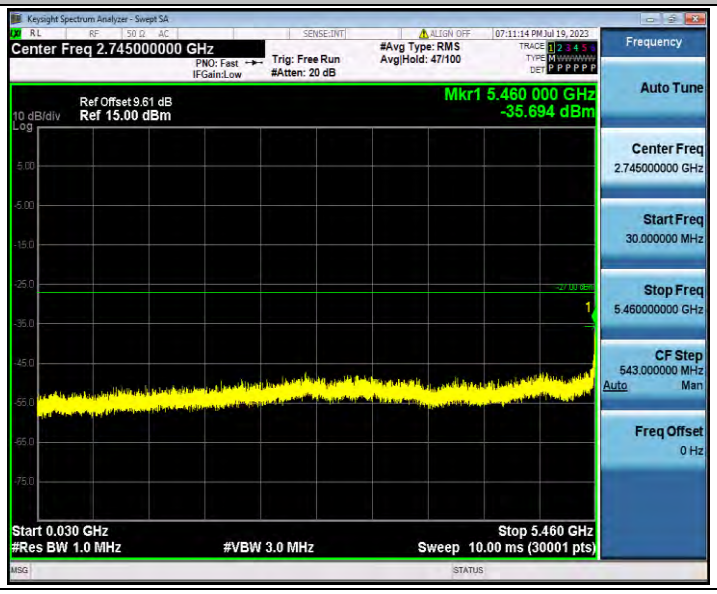

11AC40SISO_Ant1_5510_30~5460
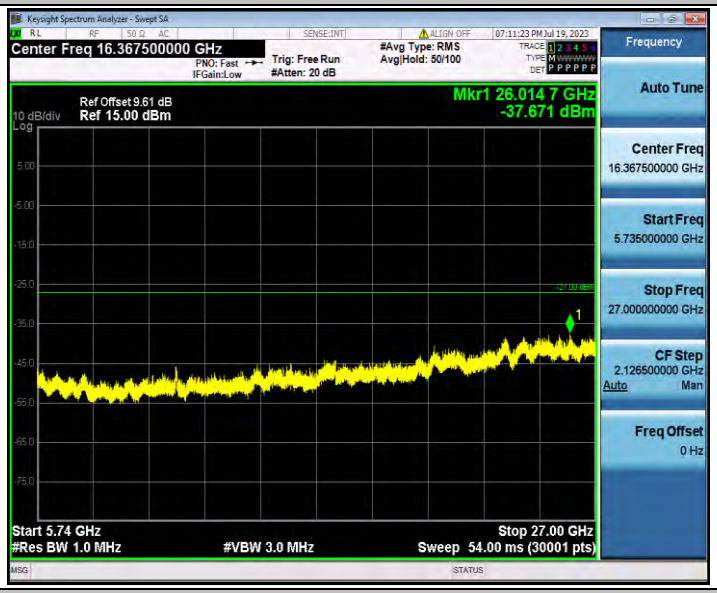
11AC40SISO_Ant1_5510_5735~40000
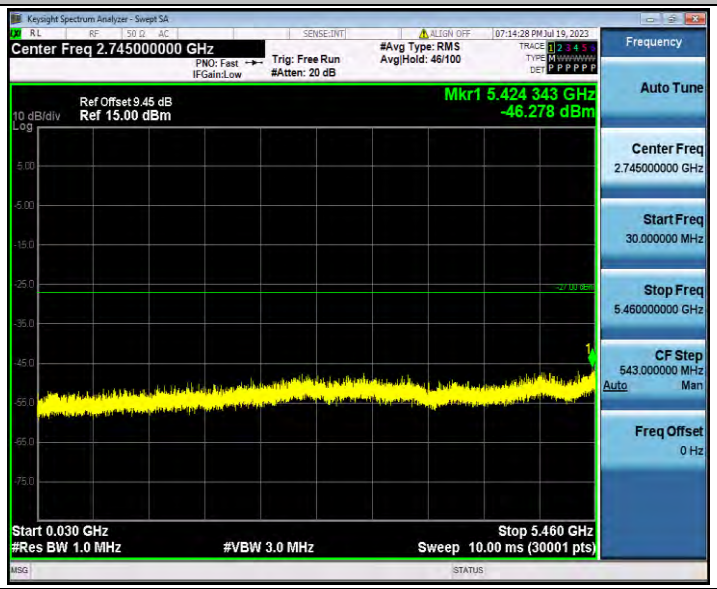
11AC40SISO_Ant1_5590_30~5460

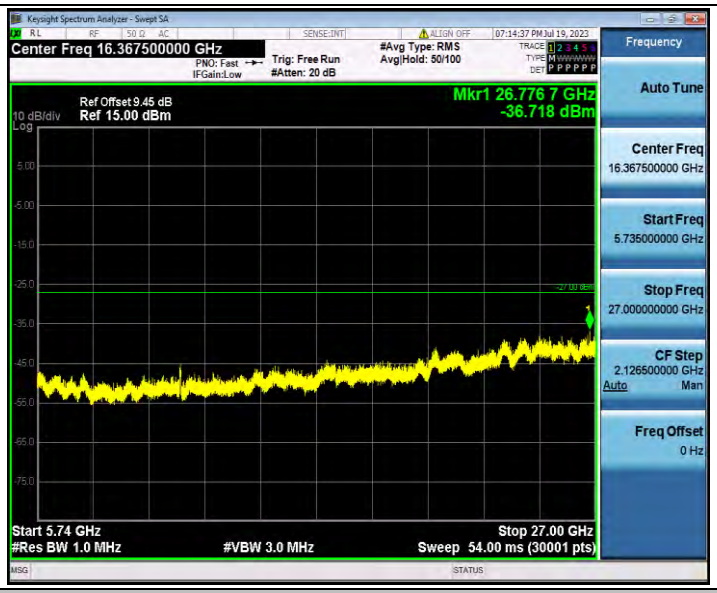

11AC40SISO_Ant1_5590_5735~40000

11AC40SISO_Ant1_5670_30~5460

11AC40SISO_Ant1_5670_5735~40000

11AC80SISO_Ant1_5530_30~5460

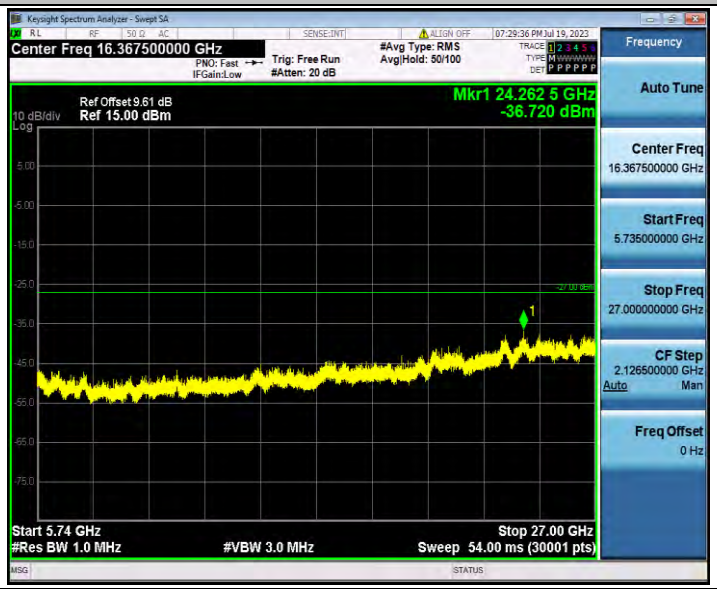

11AC80SISO_Ant1_5530_5735~40000

11AC80SISO_Ant1_5610_30~5460

11AC80SISO_Ant1_5610_5735~40000