Magnetic Wireless Power Bank

Product Manual

CE FC RoHS

MADE IN CHINA

Product Introduction

Thanks for choosing us! This is a magnetic suction wireless power bank,When you use the magnetic series mobile phone, it can be attached to the back of the mobile phone and easily taken away;It can charge tablets, mobile phones, game consoles, e-books, digital cameras, Airpods and other devices. Please read the manual carefully before using the product, and keep properly for checking.

Operation Steps

1 Charge the wireless power bank

The one endof usb cable is connected to the mobile power supply, and other is connected to the adapter (not include and need support the PD QC AFC protocol) ,then plug the adapter into the mains,the power bank's green light flashes,that indicate enter to charging state (4 green lights each represents 25% power, 1-25%,2-50%, 3-75%, 4-100%) When all 4 green lights are on and not flashing,the charging is complete.

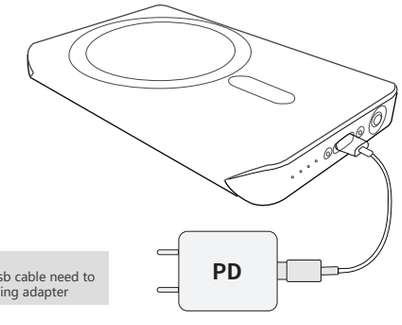

Notes: The standard usb cable need to be used with PD charging adapter

2 Use magnetic wireless power bank to charge phone wirelessly

Take out the wireless power bank, short press the power bank' s button once, after the green light turns on,put the magnetic function phone on the wireless power bank,the built-in magnet of the wireless charger will automatically align and accurately adsorb to the mobile phone ,and then start to wireless charging.

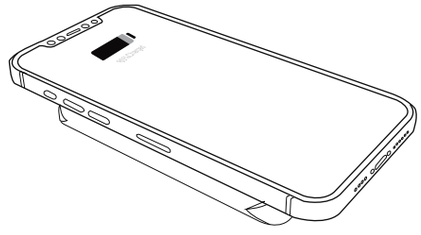

3 Use mobile power to charge the mobile phone wired

Use one end of the standard usb cable to connect he the mobile power supply,other end is connected to the phone, the phone enters the charge power status (power supply is PD protocol, mobile phones that support PD fast charge protocol can charge quickly . Mobile phones that do not support PD protocol can also be charged, but they must use a standard Type-C cable)

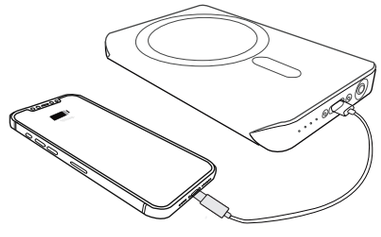

Note: This package does not contain USB C-Lighting data cable, please purchase separately.

Using Instructions

1.The magnetic suction function is only applicable to magnetic phone series, and the non-magnetic suction function devices are only used or charging.

2.It is recommended to use a magnetic phone case or use it in bare phone,and must keep away from metal foreign objects when using, so as not to affect charging.

3.Take out the wireless mobile power, press the switch once can detect the power,and at the same time turn on the wireless charging function, then green power light on the power bank will be on. After fully charged, the product will automatically enter the standbystate.

4.When only one indicator light of the power bank is on and flashes, the host battery is insufficient, please charge the product.

5.Open wireless mobile power switch,it will automatically read if thereis device on the power bank that need wireless charging when 30 seconds didn't read need charging equipment, or separated the devicefrom mobile power more than 30 seconds, mobile power supply will default no equipment to charge, and will automatically shut down.Use again please restart the switch,that can avoid wasting power. (Forexample: when you answer the call for more than 50 seconds, please press the start switch again)

6.If you find that it cannot be charged, please check whether the wiring is normal and firm; or whether the power adapter is suitable, it is recommended to use a regular brand power adapter for charging.

Product Specification

Power bank capacity	4000 mAh
Input	5.0V ⎓ 2.0A 9.0V ⎓ 2.0A
Output	15W (wireless); 18W(USB)
Frequency	110-205KHz
Efficiency	≥75%
Product Size	98mm*64mm*10mm

Warnning

1.The battery power of this product is low when leave factory, please charge it fully before use;
2.Please do not fully discharge the power in the power supply before recharging,to keep product lifetime.
3.If you do not use the product for a long time, please fully charge the product at least once every 1 month;
4.Please use the standard accessories of the product. If the product is damaged due to the use of non-standard accessories, it will not be covered by the warranty;
5.Dismantling the product privately, if the product is damaged, it is not covered by the warranty;
6.It is forbidden to disassemble, hit or throw this product into fire water;
7.Do not store this product in dusty, high or low temperature places (Temperature range -10℃—+40℃);
8.Do not place this product in a humid environment, pay attention to waterproof and moisture-proof;If you need to clean it, please use a soft cloth to clean the product;
9.To avoid accidents, please keep product away from children.

FCC Warning

This device complies with part 15 of the FCC Rules. Operation is subject to the following two conditions: (1) This device may not cause harmful interference, and (2) this device must accept any interference received, including interference that may cause undesired operation.Any Changes or modifications not expressly approved by the party responsible for compliance could void the user's authority to operate the equipment. This equipment has been tested and found to comply with the limits for a Class B digital device, pursuant to part 15 of the FCC Rules. These limits are designed to provide reasonable protection against harmful interference in a residential installation. This equipment generates uses and can radiate radio frequency energy and, if not installed and used in accordance with the instructions, may cause harmful interference to radio communications. However, there is no guarantee that interference will not occur in a particular installation. If this equipment does cause harmful interference to radio or television reception, which can be determined by turning the equipment off and on, the user is encouraged to try to correct the interference by one or more of the following measures:Reorient or relocate the receiving antenna. Increase the separation between the equipment andreceiver.- Connect the equipment into an outlet on a circuit different from that to which the receiver is connected.Consult the dealer or an experienced radioTVtechnicianf or help.Th e device has been evaluated to meet general RF exposur e requirement. The device can beused in portable expos ure condition without restriction.FCC RF exposure stat ement:The equipment complies with FCC radiation exposu re limits set forth for an uncontrolled environment.