ALTIZURE®

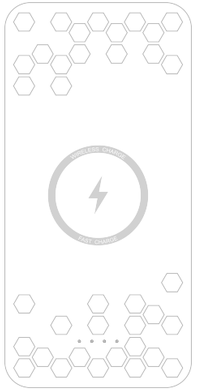

Mobile power bank(15000mAh) manual

Please read this manual carefully before using the product.

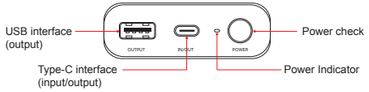

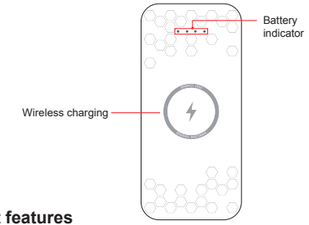

Product features

Safety: ALTIZURE mobile power has a number of protection designs, whether charging, discharging or standby, you can easily deal with a variety of abnormal conditions such as overcharge, over discharge, high temper- ature, short circuit, etc. Provided reliable protection for your mobile power and digital devices.

Certification:FCC-ID,CE,PSE,ROHS.

Efficient: fast charging efficiency, support QC2.0/3.0, PD3.0，wireless change

Support: 5V-3A 9V-3.0A 12V-3A 15V-2A 20V-2.25A wireless change 10W output

Compatible: Built-in smart USB charging controller, compatible with laptops, mainstream mobile phones and digital devices.

Product description

Thank you for using this product. This product is a high-capacity mobile power supply, safe, efficient and compatible.

Basic parameters

Product model: PB-LP15W

Type of battery : Lithium-ion battery

Battery energy: 15000mAh 3.7V （55.5Wh）

Operating temperature: 0°C~45°C

Dimensions: 155x75x25mm

Output parameters: (Type-C): 5V-3.0A 9V-3.0A 12V-3A 15V-2A
20V-2.25A 45W MAX
(USB-A) 5V-3.0A 9V-2.0A MAX
Wireless change: 10W

Input parameters: 5V-3A 9V-2A

Charging time: about 3.5 hours (9V/2A)

Charging

Use power supply adapter connection, can be achieved charge this product. Display status and when charging the power correspondence is as follows:

Capacity	LED 1	LED 2	LED 3	LED 4
0-25%	flashing	off	off	off
25-50%	bright	flashing	off	off
50-75%	bright	bright	flashing	off
75-100%	bright	bright	bright	flashing
Charging completed	bright	bright	bright	bright
Charging abnormality	flashing	flashing	flashing	flashing

Discharge

Digital products can be connected by connecting digital products with USB data cable. Automatically identify the charging device without opening the charging treasure. Wireless charging: press the power button, 30s standby to identify the wireless charging device, no device to turn off. when you want to use wireless change,you need to press the power button again.

When discharging, the correspondence between display status and power is as follows:

Capacity	LED 1	LED 2	LED 3	LED 4
Undervoltage	off	off	off	off
0-25%	bright	off	off	off
25-50%	bright	bright	off	off
50-75%	bright	bright	bright	off
75-100%	bright	bright	bright	bright

ALTIZURE mobile power bank (15000mAh) warranty description

ALTIZURE mobile power service is strictly based on laws and regulations to implement after-sales service.The service content is as follows:

1. The product listed in the Product Performance Fault Table appears within 7 days from the date of your receipt.The fault condition is determined by the ALTIZURE service center and can be enjoyed free of charge.Return or exchange service;
2. The product performance failure table appears in this product from the 8th to the 15th day after the signing of the next day.The performance failure of the column is determined by the ALTIZURE service center.Free exchange or repair service;
3. Within 6 months from the date of your sign-off, this product appears in the Product Performance Failure Form. The performance failure condition is determined by the ALTIZURE after-sales service center. Fees to enjoy the repair service.

Product performance fault table

Name	performance failure
ALTIZURE mobile power supply	1. Shell cracking due to structural or material factors 2. Unable to display battery capacity 3. The capacity of the new battery is less than 80% after it is fully charged. 4. Unable to charge ALTIZURE products

Non-warranty regulations

1. Unauthorized repair, misuse, collision, negligence, abuse, liquid injection, accident, change Improper use of non-product accessories, or tearing, altering stickers, anti-counterfeiting marks;
2. Has exceeded the validity period of three packs;
3. Damage caused by force majeure;
4. Failure to meet the performance failures listed in the Product Performance Failure Table;
5. Due to human factors, this product and its accessories are listed in the Product Performance Fault Table. Performance failure.

Note

- For the first time, please fully charge this product.
- When using this product, please light up the digital product screen and confirm the charging connection mark to display correctly to ensure that the product works normally.
- When charging this product or using this product to charge digital products, please choose the matching cable.
- In the charging process of digital products, if the LED indicator of this product is completely off, it indicates that the product is low in power, please charge as soon as possible.
- When digital products are connected to this product, digital products give priority to the use of this product.
- When the digital product is fully charged, please unplug the cable in time to avoid loss.
- When the product enters the protection state due to various reasons such as output short circuit (the LED is not displayed after pressing the button), it needs to be restored by the external charger.

caveat

This product contains lithium ion batteries. It is strictly forbidden to disassemble the product casing to avoid possible Damage to the battery or other danger.
It is strictly forbidden to disassemble, squeeze, puncture, short-circuit the product or put in water, fire or leak.
In an environment where the temperature is higher than 60 ° C (140 ° F).

FCC Caution.

This device complies with part 15 of the FCC Rules. Operation is subject to the following two conditions: (1) This device may not cause harmful interference, and (2) this device must accept
any interference received, including interference that may cause undesired operation.Any Changes or modifications not expressly approved by the party responsible for compliance could void the user's authority to operate the equipment.Note: This equipment has been tested and found to comply
with the limits for a Class B digital device, pursuant to part 15 of the FCC Rules. These limits are designed to provide reasonable protection against harmful interference in a residential installation. This equipment generates uses and can radiate radio frequency energy and, if not installed and
used in accordance with the instructions, may cause harmful interference to radio communications. However, there is no guarantee that interference will not occur in a particular installation. If this equipment does cause harmful interference to radio or television reception, which can be determined by turning the equipment off and on, the user is encouraged to try to correct the interference by one or more of the following measures: Reorient or relocate the receiving antenna.-Increase the separation between the equipment and receiver.
-Connect the equipment into an outlet on a circuit different
- from that to which the receiver is connected.
-Consult the dealer or an experienced radio/TV technician for help.
*RF warning for Portable device:
The device has been evaluated to meet general RF exposure requirement. The device can be used in portable exposure condition without restriction.
*RF warning for Mobile device:
The equipment complies with FCC radiation exposure limits set forth for an uncontrolled environment. During the operation of device a distance of 15 cm surrounding the device and 20 cm above the top surface of the device must be respected.