goodnature®

Mouse Trap
The Clever Killer

Quick Start Guide

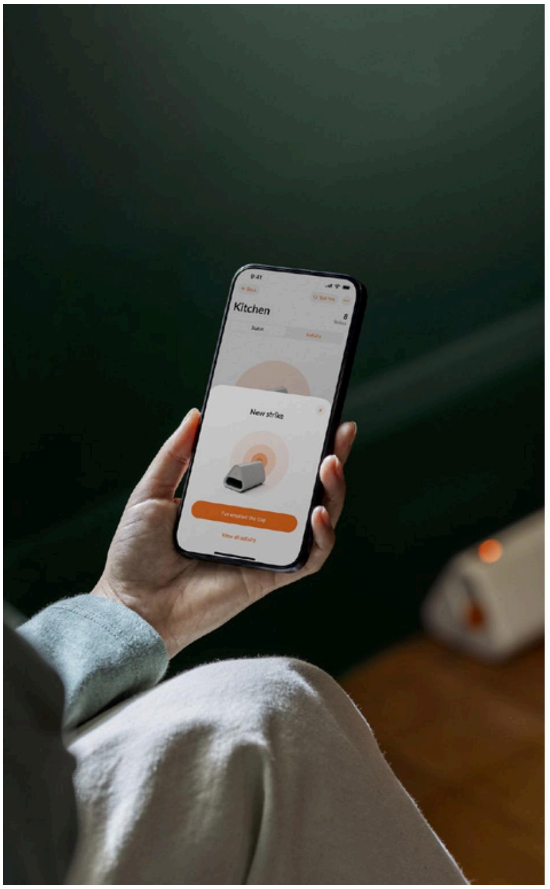

Success tips

The right location

- Against wall
- Hidden
- In corner
- Indoors

Make It Delicious

Put the Donut in the Lure Loader and scrap it on the edge of the entrance to make your trap even more attractive.

- Pre-feed entrance
- Keep Donut fresh

Move Trap

Mice don't venture far from home, usually only about 6-10m, so getting your trap in the right location can be the difference between no kills or heaps of kills.

No kills after 48 hours? Move your trap!

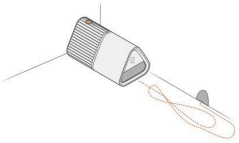

Clear quickly

We'd recommend clearing dead mice out of your trap within 24 hours, to stop things getting smelly or icky.

Make sure you're within Bluetooth range of your trap at least once a day.

Here are some places you can dispose of your dead mouse:

- Trash can
- Compost bin
- Bury in garden

What's in the box?

Mouse Trap

USB-C
Charging Cable

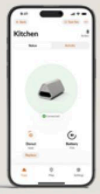

App

2x PB & J Donuts

What's it called?

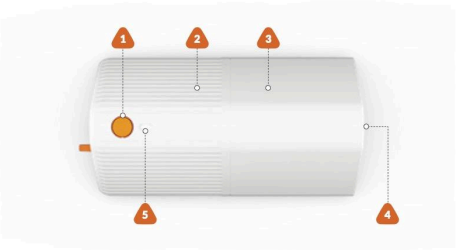

1. Power Button 2. Trap Hub 3. Trap Shroud

4. Trap Entrance 5. Indicator Light

6. Charging Port 7. Lure Loader 8. Striker

9. Infrared Sensors 10. Strike Chamber

Set up

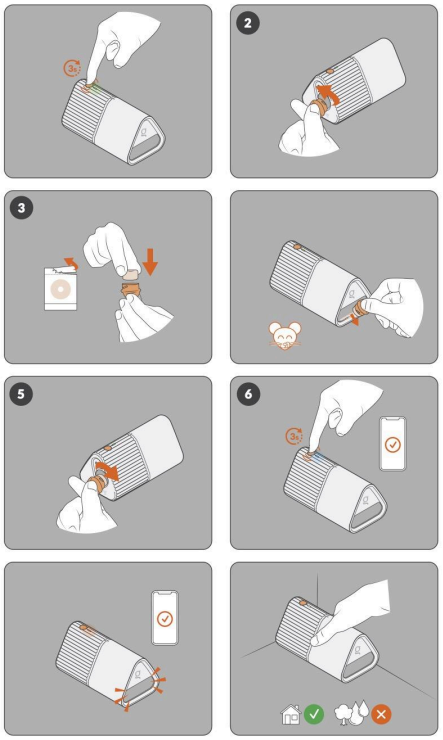

Clearing

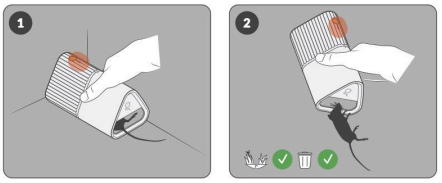

Cleaning

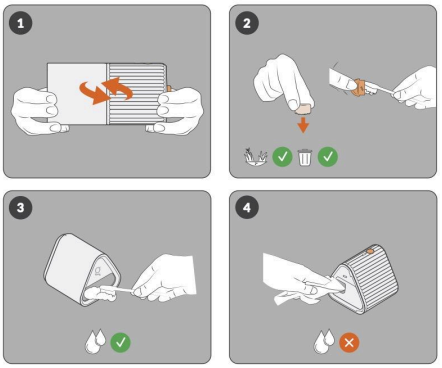

Do not immerse in water. Dry completely before reassembly.

Recharging

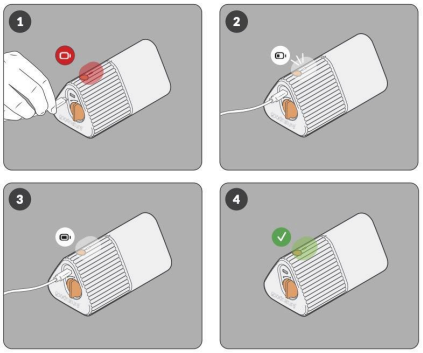

Lure change

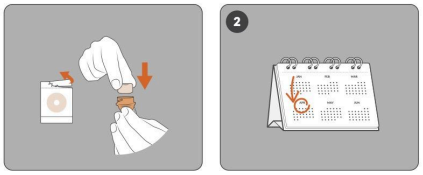

Storing

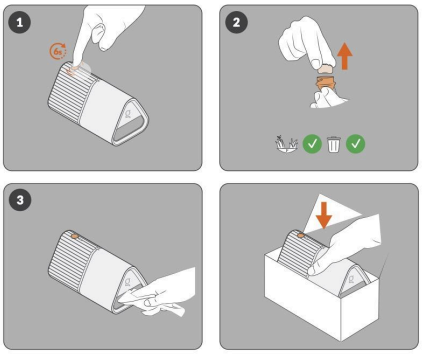

What do all those lights mean?



Safe Mode
White Light —
Your trap is open and won't fire.

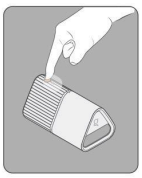

Powering Off
White Light Fading Out —
Your trap is powered off.

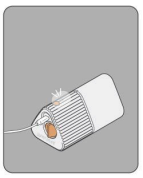

Charging
White Flashing Light —
Your trap is plugged in and charging.

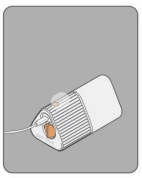

Fully Charged
White Light —
Your trap is fully charged.

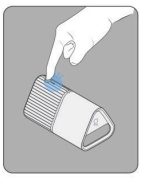

Bluetooth Pairing Mode
Blue Flashing Light —
Your Trap is looking for a connection.

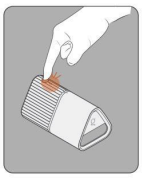

Strike Recorded
Orange Flashing Light —
Your Trap is in Active Mode and has registered a kill.

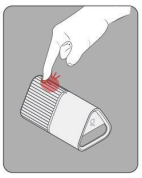

Error
Red Flashing Light —
Your Trap is in Error Mode.
Try a 6-second button press to power-off and turn back on.

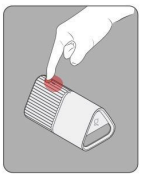

Battery Low
Red Light —
Your Trap is in Active Mode but its battery is low.

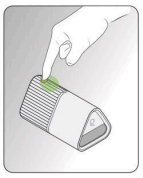

Trap Set
Green Light —
Your Trap is in Active Mode and ready to go.

INFORMATION

Please read instructions before use.

The Goodnature Mouse Trap connects via Bluetooth to the Goodnature iOS and Android apps. The Goodnature apps require iPhone 6S or later (running iOS 15 or higher), or Android 10 or higher.

The radio operates on frequency bands of 2400 to 2483.5 MHz.The maximum radio-frequency power transmitted from the trap is +4dBm.

The trap kit includes a USB-C charging cable. Rated power input: DC 5V – 0.5 A. Power input minimum 2W and maximum 3W. Battery Capacity: 500 mAh

For indoor use only. Ensure the trap is kept dry.

WARNINGS:

- Store in a Safe Place. Allow the trap to cool to room temperature before storage. When not in use, store your trap and instruction manual in a safe and dry place.
- Regular cleaning of your trap will keep it in good operational order.
- When not charging and before cleaning, always disconnect the trap from the power source.
- This product contains a rechargeable Li-ion battery.
- Always ensure the appliance has cooled completely before cleaning.
- The battery's charging temperature limit is 10 ~ 45 °C, and discharging temperature limit is -20 ~ 60 °C.
- Do not disassemble the trap to avoid a shock hazard
- Keep the small battery out of the reach of children.
- Swallowing may lead to burns, perforation of soft tissue, and death. Severe burns can occur within 2h of ingestion.
- In case of ingestion of the battery, seek medical assistance promptly.
- Do not immerse the battery in water,
- Do not expose the battery to heat or fire.
- Do not open, dismantle, or shred the battery.
- In the event of a battery leaking, do not allow the liquid to come in contact with the skin or eyes. If contact has been made, wash the affected area with copious amounts of water and seek medical advice.
- Do not dispose of the trap with ordinary household waste. Dispose of a discarded trap by handing it into a local recycling station which manages the recycling of electronic equipment. Information on where you can hand in discarded equipment can be obtained from your local municipality.
- Removal of the battery shall only be by an independent qualified professional.

Warranty

This trap is warranted for two years from date of purchase against defects in material and workmanship. If we determine that the product has a manufacturing fault, we will repair or replace it free of charge to you. Rodent damage is not covered under manufacturer warranty.

Our manufacturing warranty does not cover claims resulting from misuse, abnormal use, or installation contrary to instructions, transportation damage (including airline or freight damage), dropped goods, negligence, second hand product, or modified product.

Simplified EU & UK Declaration of Conformity (Original)

Hereby, Goodnature Limited declares that the radio equipment type "Goodnature Mouse Trap" is in compliance with Radio Equipment Directive 2014/53/EU (RED), 2011/65/EU (RoHS) and UK regulations SI 2017 No. 1206.

The full text of the EU declaration of conformity is available at the following internet address: www.goodnature.co.nz/pages/terms-and-conditions

For further legal and regulatory information, see 'Legal and Regulatory' within the Settings page of the Goodnature app.

Manufacturer:
Goodnature Limited
8 Horner Street
Newtown
Wellington 6021
New Zealand

goodnature®

goodnaturetrapping.com

Please recycle after use. This material has been printed using vegetable oil-based/mineral oil-free inks. Printed on uncoated wood-free paper produced from eucalyptus fibres and sourced from sustainable forests.

33-196 REV 02

Legal and regulatory information

[Included in Goodnature app accompanying the product]

Model name: Goodnature Mouse Trap
FCC ID: 2AVIW20-015
IC: 25784-20015

The Goodnature Mouse Trap includes a Bluetooth transmitter. The device detects trap activity and communicates this to an app on the your mobile device via Bluetooth.

FCC Statement (USA Only)

To maintain compliance with FCC's RF exposure guidelines, the distance must be at least 20cm between the radiator and your body, and fully supported by the operating and installation configurations of the transmitter and its antenna(s).

This equipment has been tested and found to comply with the limits for a Class B digital device, pursuant to Part 15 of the FCC Rules. These limits are designed to provide reasonable protection against harmful interference in a residential installation. This equipment generates, uses and can radiate radio frequency energy and, if not installed and used in accordance with the instructions, may cause harmful interference to radio communications. However, there is no guarantee that interference will not occur in a particular installation. If this equipment does cause harmful interference to radio or television reception, which can be determined by turning the equipment off and on, the user is encouraged to try to correct the interference by one or more of the following measures:

- Reorient or relocate the receiving antenna.
- Increase the separation between the equipment and receiver.
- Connect the equipment into an outlet on a circuit different from that to which the receiver is connected.
- Consult the dealer or an experienced radio/TV technician for help

Note: Changes or modifications not expressly approved by the manufacturer responsible for compliance could void the user’s authority to operate the equipment.

This device complies with Part 15 of the FCC Rules. Operation is subject to the following two conditions: (1) this device may not cause harmful interference and (2) this device must accept any interference received, including interference that may cause undesired operation

RSS Statement (Canada Only)

This device complies with Innovation, Science and Economic Development Canada license-exempt RSS standard(s). Operation is subject to the following two conditions: (1) this device may not cause interference, and (2) this device must accept any interference, including interference that may cause undesired operation of the device.

The device has been evaluated to meet general RF exposure requirement. To maintain compliance with RSS-102 - Radio Frequency (RF) Exposure guidelines, this equipment should be installed and operated with a minimum distance of 20cm between the radiator and your body.

Le présent appareil est conforme aux CNR Innovation, Science et Développement économique Canada applicables aux appareils radio exempts de licence. L’exploitation est autorisée aux deux conditions suivantes : (1) l’appareil ne doit pas produire de brouillage, et (2) l’utilisateur de l’appareil doit accepter tout brouillage radioélectrique subi, même si le brouillage est susceptible d’en compromettre le fonctionnement.

Le dispositif de a été évalué à répondre général rf exposition exigence. Pour maintenir la conformité avec les directives d'exposition du RSS-102-Radio Fréquence (RF), ce matériel doit être installé et exploité à une distance minimale de 20 cm entre le radiateur et votre corps.

Marking Label
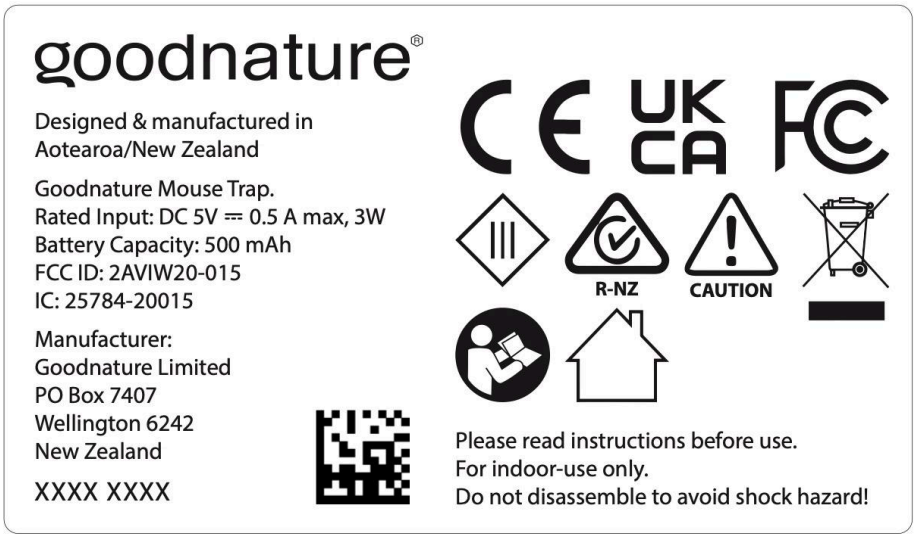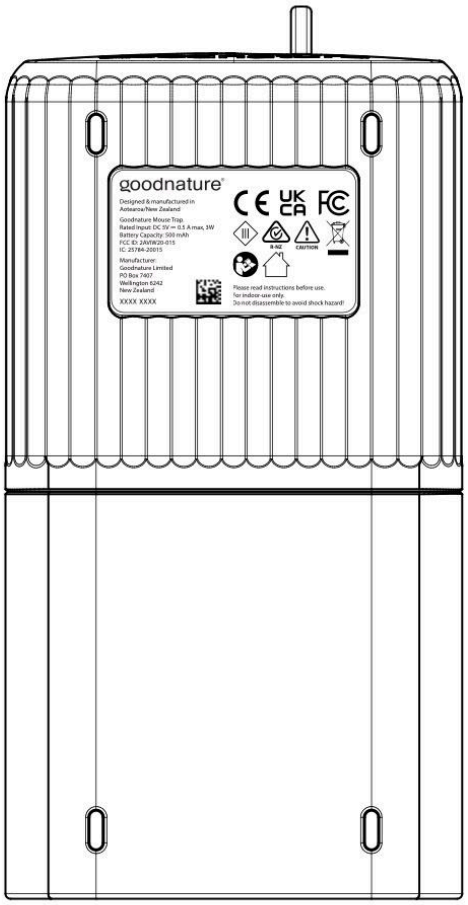
On underside of trap