# Appendix Test Data

| | | | |
|---|---|---|---|
| Report No.: | 18220WC20107102 | Test Sample No.: | 1-2-2 |
| Start Test Date: | 2022.5.18 | Finish Test Date: | 2022.5.26 |
| Test Engineer: | Tony.He | Auditor: | Edward.Pan |
| Temperature: | 24.3℃ | Relative Humidity: | 57.2 % |
| Pressure: | 1012 hPa | | |

## Appendix A: DTS Bandwidth

### Test Result

| Test Mode | Antenna | Channel | DTS BW [MHz] | FL[MHz] | FH[MHz] | Limit[MHz] | Verdict |
|---|---|---|---|---|---|---|---|
| 11B | Ant1 | 2412 | 9.280 | 2407.400 | 2416.680 | ≥0.5 | PASS |
| | | 2437 | 8.840 | 2432.720 | 2441.560 | ≥0.5 | PASS |
| | | 2462 | 9.000 | 2457.560 | 2466.560 | ≥0.5 | PASS |
| 11G | Ant1 | 2412 | 16.480 | 2403.760 | 2420.240 | ≥0.5 | PASS |
| | | 2437 | 16.520 | 2428.760 | 2445.280 | ≥0.5 | PASS |
| | | 2462 | 16.520 | 2453.720 | 2470.240 | ≥0.5 | PASS |

## Test Graphs

11B_Ant1_2412

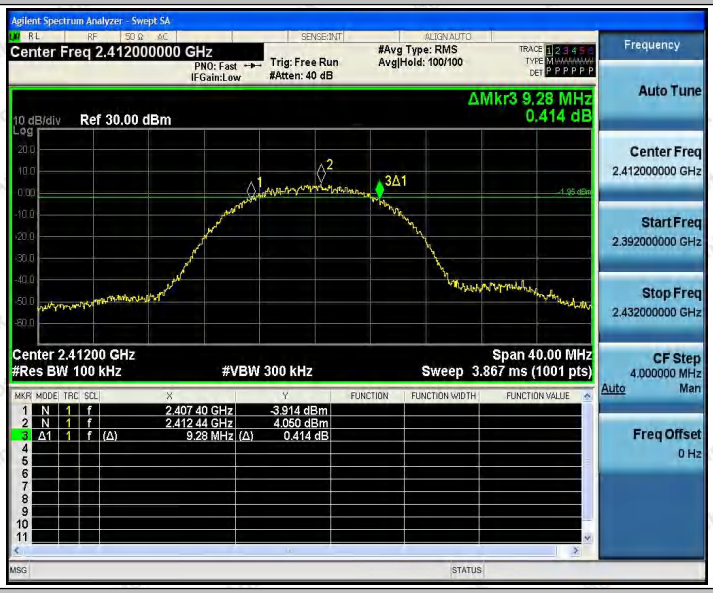


11B_Ant1_2437

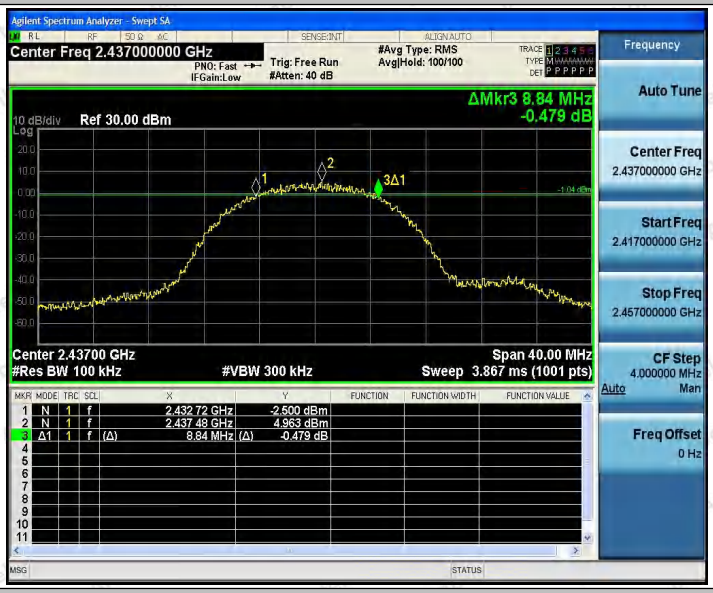


11B_Ant1_2462

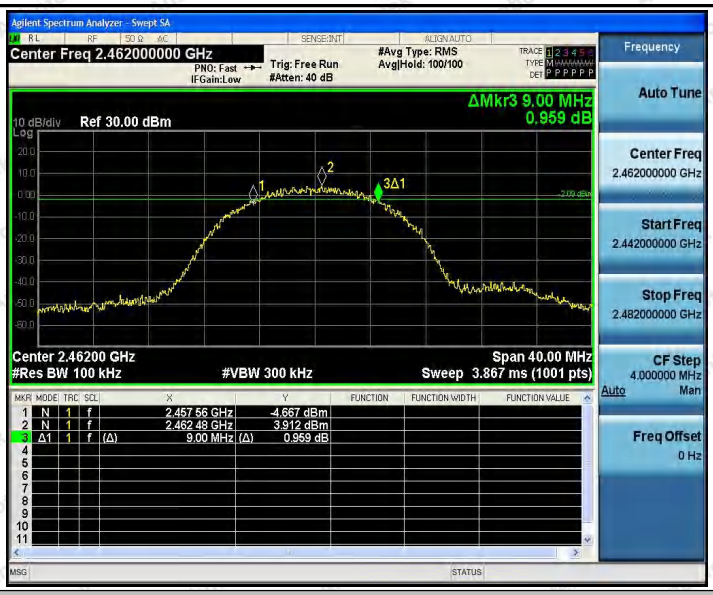


11G_Ant1_2412

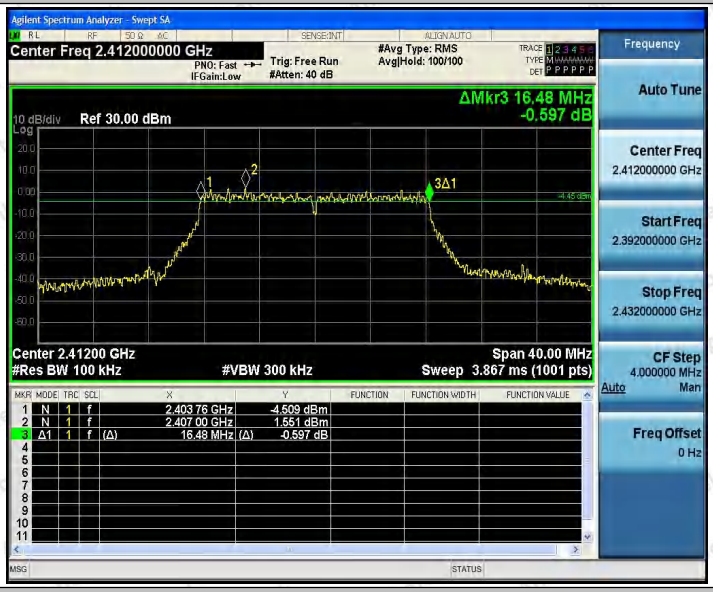


11G_Ant1_2437

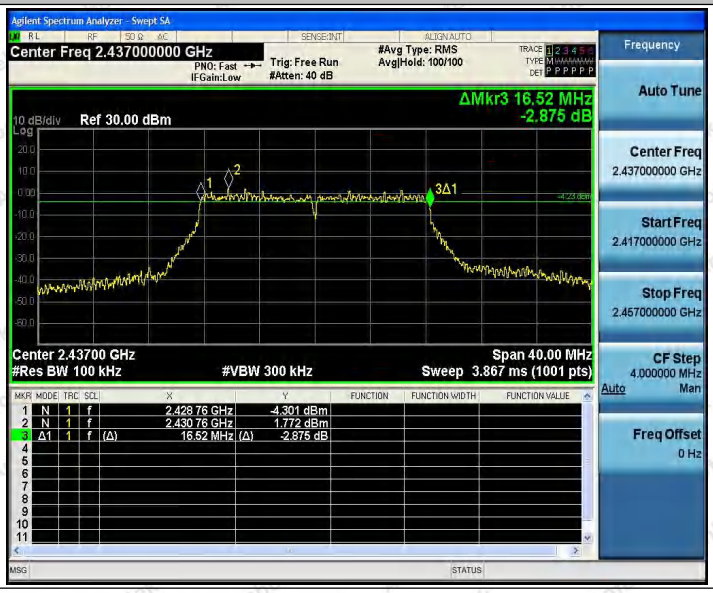

11G_Ant1_2462

# Appendix B: Occupied Channel Bandwidth

## Test Result

| Test Mode | Antenna | Channel | OCB [MHz] | FL[MHz] | FH[MHz] | Limit[MHz] | Verdict |
|---|---|---|---|---|---|---|---|
| 11B | Ant1 | 2412 | 12.797 | 2405.550 | 2418.347 | --- | PASS |
| | | 2437 | 12.705 | 2430.641 | 2443.346 | --- | PASS |
| | | 2462 | 12.806 | 2455.626 | 2468.432 | --- | PASS |
| 11G | Ant1 | 2412 | 16.901 | 2403.552 | 2420.453 | --- | PASS |
| | | 2437 | 16.952 | 2428.550 | 2445.502 | --- | PASS |
| | | 2462 | 16.881 | 2453.613 | 2470.494 | --- | PASS |

## Test Graphs

11B_Ant1_2412

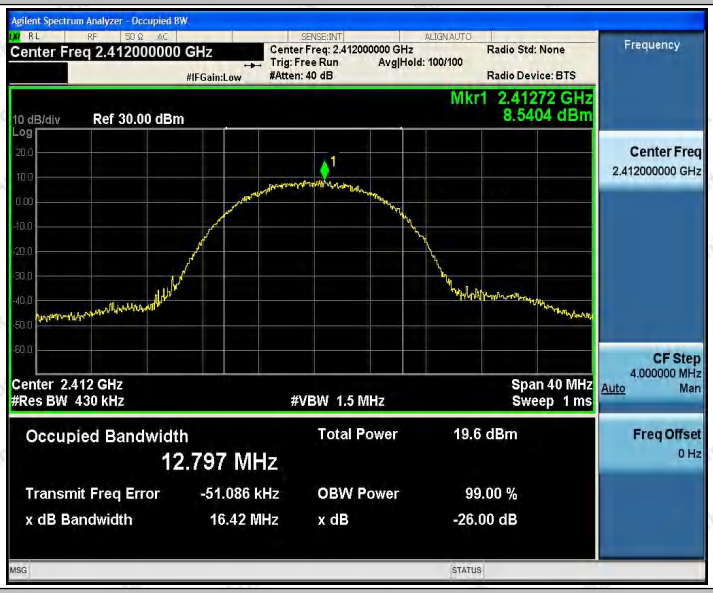


11B_Ant1_2437

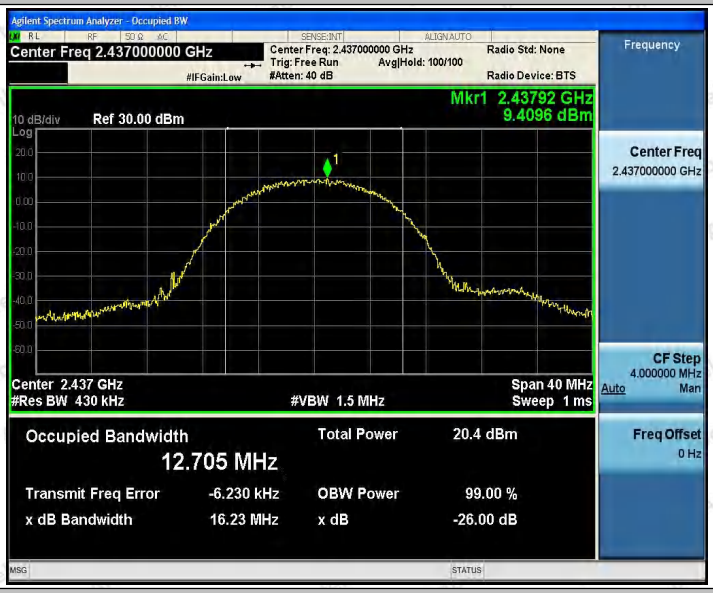


11B_Ant1_2462

11G_Ant1_2412

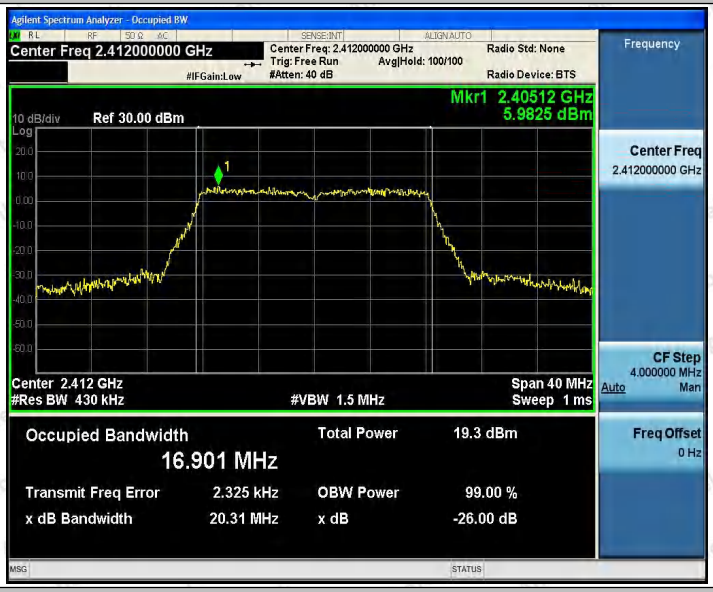


11G_Ant1_2437

11G_Ant1_2462

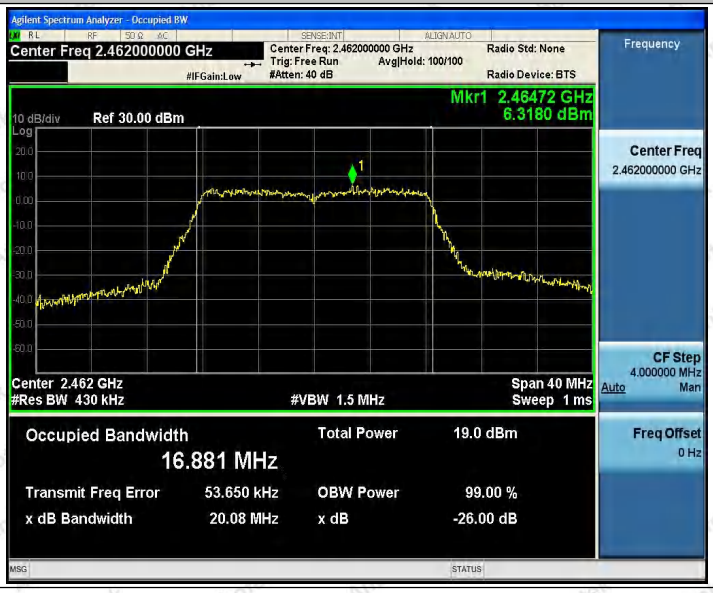

# Appendix C: Maximum conducted output power

## Test Result

| Test Mode | Antenna | Channel | Result[dBm] | Limit[dBm] | Verdict |
|---|---|---|---|---|---|
| 11B | Ant1 | 2412 | 19.10 | ≤30 | PASS |
| | | 2437 | 19.94 | ≤30 | PASS |
| | | 2462 | 19.08 | ≤30 | PASS |
| 11G | Ant1 | 2412 | 20.23 | ≤30 | PASS |
| | | 2437 | 20.63 | ≤30 | PASS |
| | | 2462 | 19.87 | ≤30 | PASS |

# Appendix D: Maximum power spectral density

## Test Result

| Test Mode | Antenna | Channel | Result[dBm/3kHz] | Limit[dBm/3kHz] | Verdict |
|---|---|---|---|---|---|
| 11B | Ant1 | 2412 | -10.51 | ≤8 | PASS |
| | | 2437 | -9.73 | ≤8 | PASS |
| | | 2462 | -10.48 | ≤8 | PASS |
| 11G | Ant1 | 2412 | -11.9 | ≤8 | PASS |
| | | 2437 | -11.48 | ≤8 | PASS |
| | | 2462 | -12.57 | ≤8 | PASS |

## Test Graphs

11B_Ant1_2412

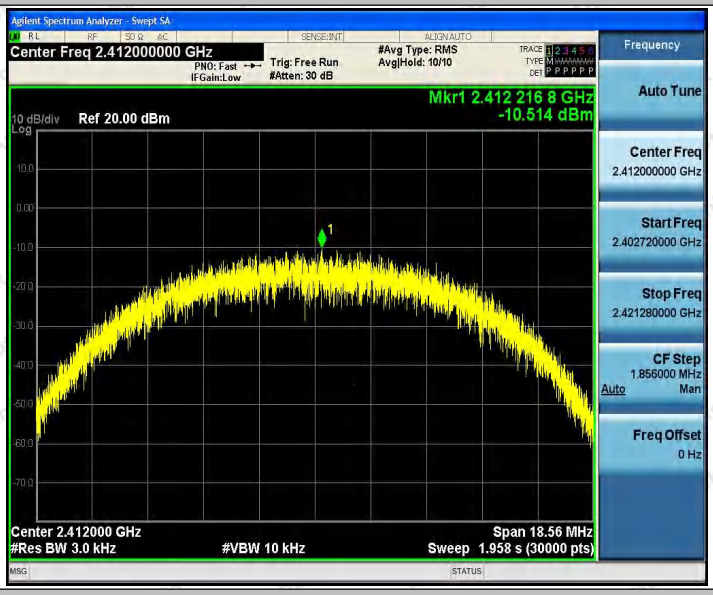


11B_Ant1_2437

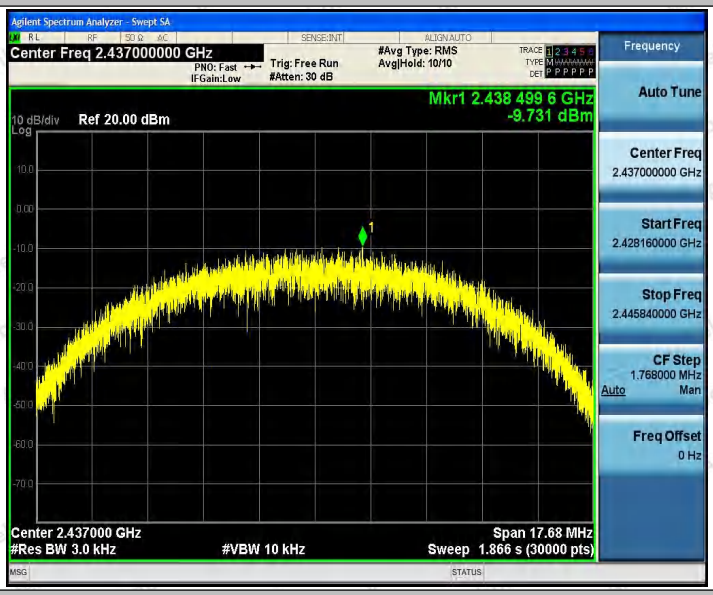


11B_Ant1_2462

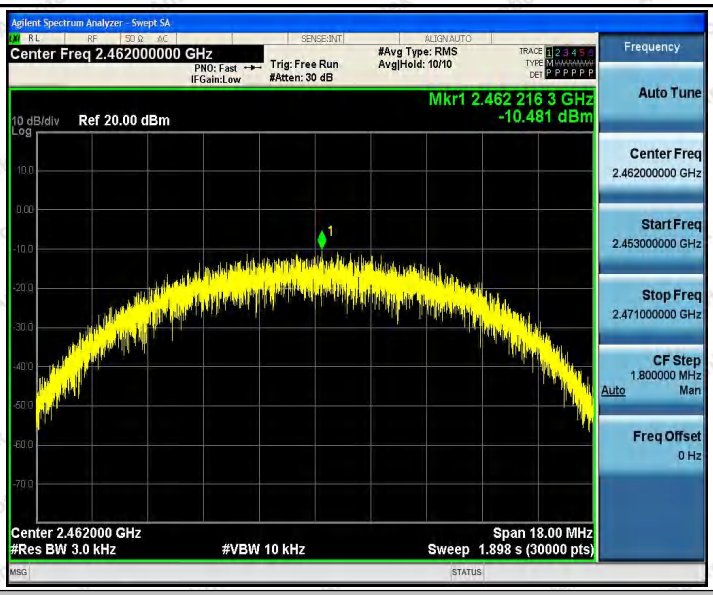


11G_Ant1_2412

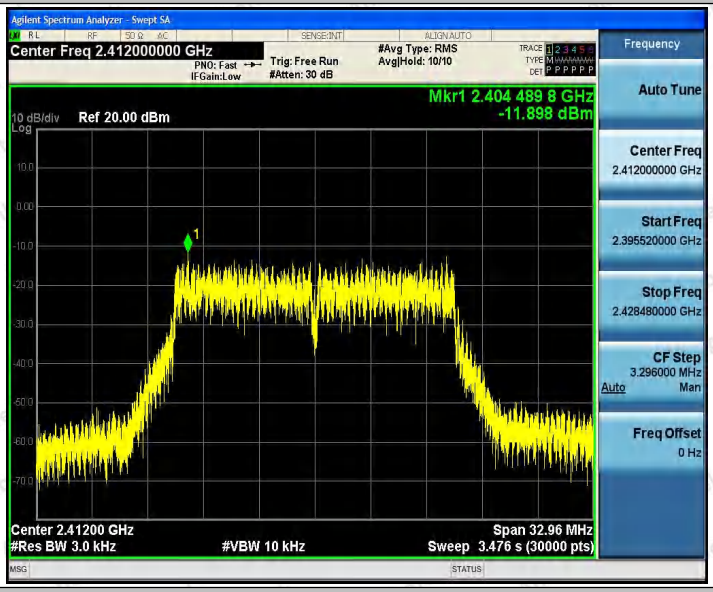


11G_Ant1_2437

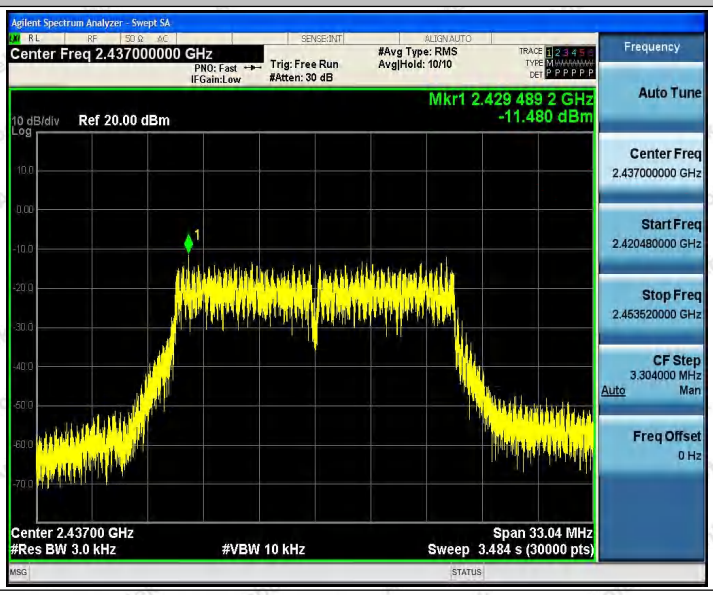

11G_Ant1_2462

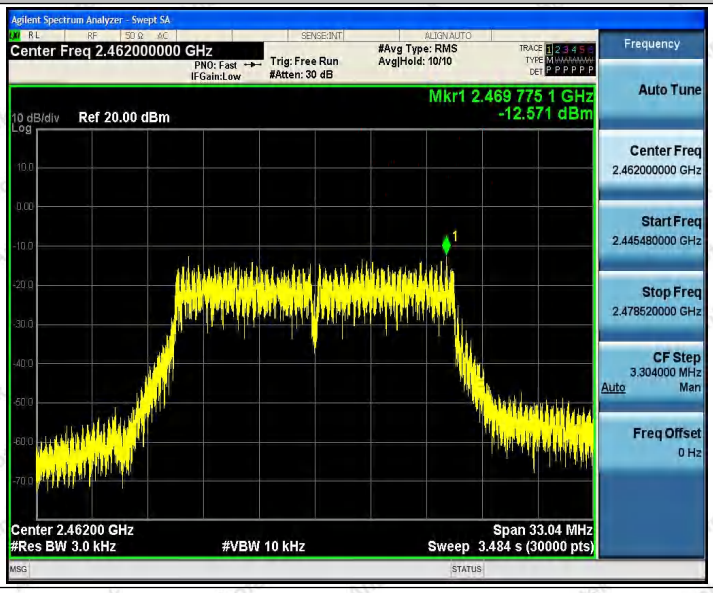

# Appendix E: Band edge measurements

## Test Result

| Test Mode | Antenna | Ch Name | Channel | Ref Level[dBm] | Result[dBm] | Limit[dBm] | Verdict |
|---|---|---|---|---|---|---|---|
| 11B | Ant1 | Low | 2412 | 3.59 | -46.69 | ≤-16.41 | PASS |
| | | High | 2462 | 4.00 | -55.16 | ≤-16 | PASS |
| 11G | Ant1 | Low | 2412 | 1.56 | -35.78 | ≤-18.45 | PASS |
| | | High | 2462 | 1.28 | -41.27 | ≤-18.73 | PASS |

## Test Graphs

11B_Ant1_Low_2412

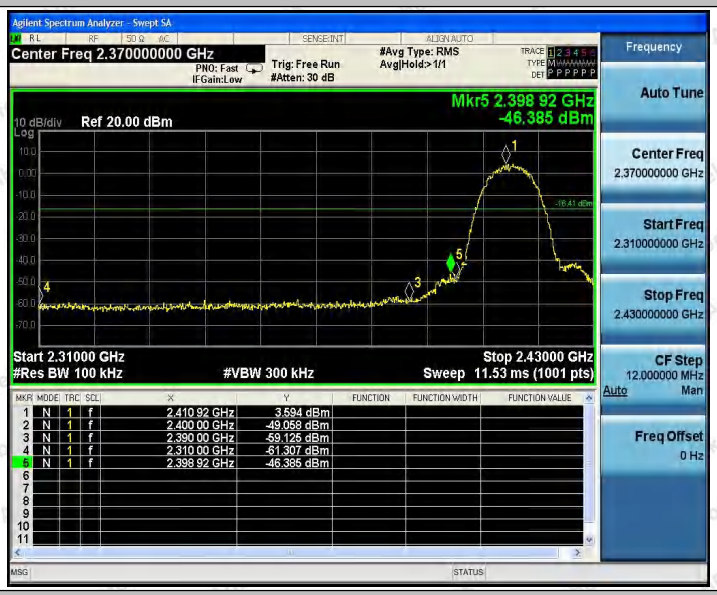


11B_Ant1_High_2462

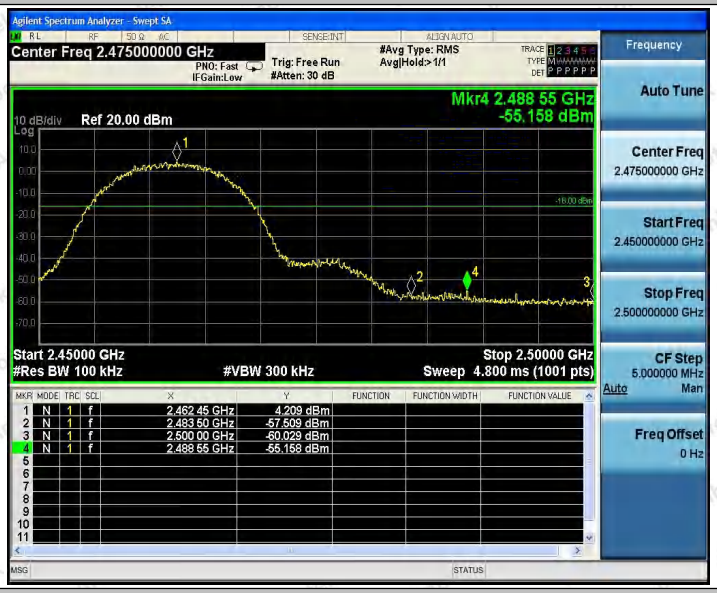


11G_Ant1_Low_2412

11G_Ant1_High_2462

# Appendix F: Conducted Spurious Emission

## Test Result

| Test Mode | Antenna | Channel | Freq Range [Mhz] | Ref Level [dBm] | Result [dBm] | Limit [dBm] | Verdict |
|---|---|---|---|---|---|---|---|
| 11B | Ant1 | 2412 | Reference | 3.35 | 3.35 | --- | PASS |
| | | | 30~1000 | 3.35 | -64.17 | ≤-16.65 | PASS |
| | | | 1000~26500 | 3.35 | -24.1 | ≤-16.65 | PASS |
| | | 2437 | Reference | 4.99 | 4.99 | --- | PASS |
| | | | 30~1000 | 4.99 | -64.89 | ≤-15.01 | PASS |
| | | | 1000~26500 | 4.99 | -31.83 | ≤-15.01 | PASS |
| | | 2462 | Reference | 4.11 | 4.11 | --- | PASS |
| | | | 30~1000 | 4.11 | -64.19 | ≤-15.89 | PASS |
| | | | 1000~26500 | 4.11 | -23.1 | ≤-15.89 | PASS |
| 11G | Ant1 | 2412 | Reference | 1.67 | 1.67 | --- | PASS |
| | | | 30~1000 | 1.67 | -63.59 | ≤-18.33 | PASS |
| | | | 1000~26500 | 1.67 | -37.03 | ≤-18.33 | PASS |
| | | 2437 | Reference | 1.55 | 1.55 | --- | PASS |
| | | | 30~1000 | 1.55 | -63.6 | ≤-18.46 | PASS |
| | | | 1000~26500 | 1.55 | -34.2 | ≤-18.46 | PASS |
| | | 2462 | Reference | 0.99 | 0.99 | --- | PASS |
| | | | 30~1000 | 0.99 | -64.63 | ≤-19.01 | PASS |
| | | | 1000~26500 | 0.99 | -32.6 | ≤-19.01 | PASS |

## Test Graphs

11B_Ant1_2412_0~Reference

11B_Ant1_2412_30~1000

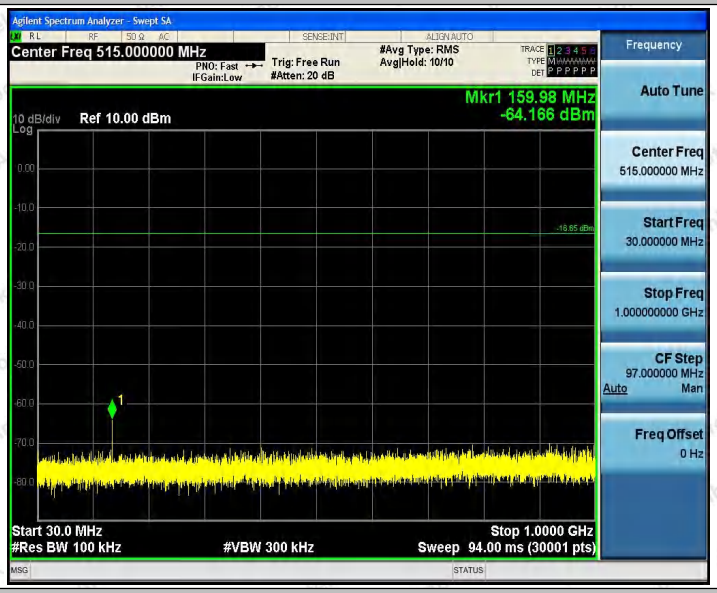


11B_Ant1_2412_1000~26500

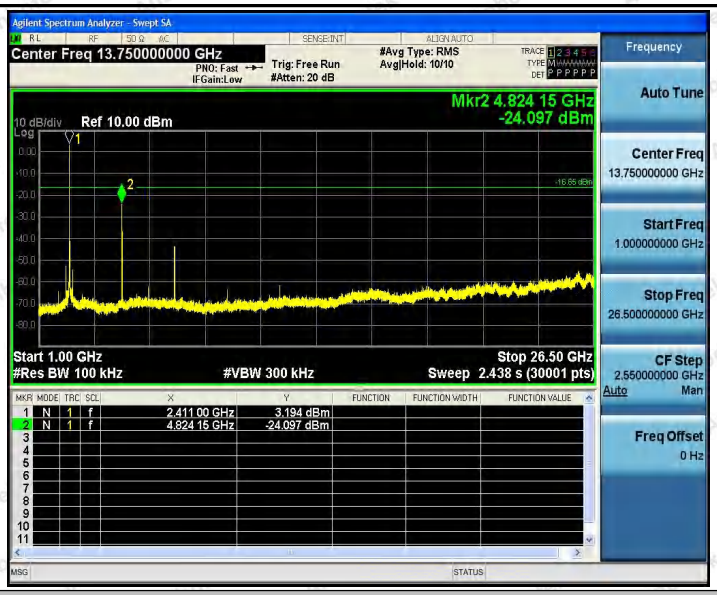


11B_Ant1_2437_0~Reference

11B_Ant1_2437_30~1000

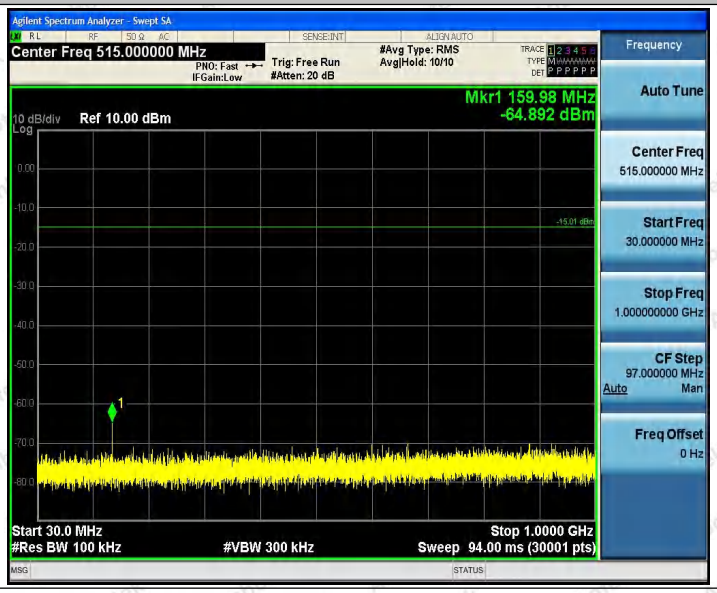

11B_Ant1_2437_1000~26500

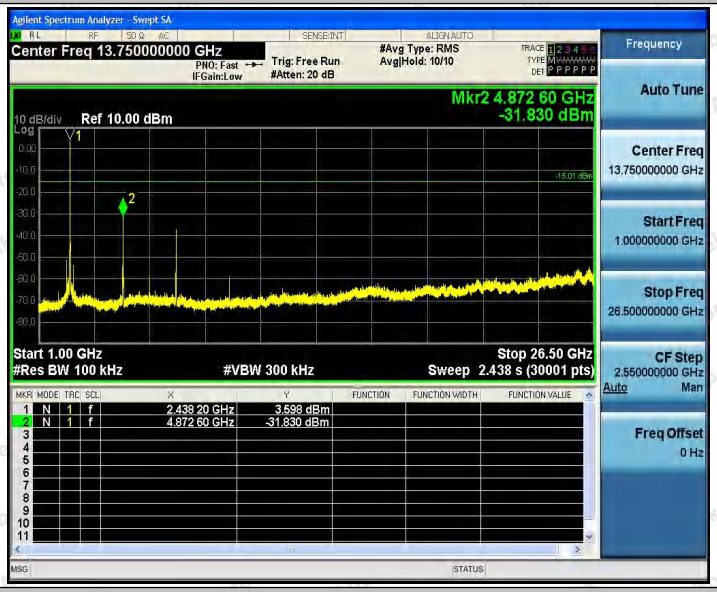


11B_Ant1_2462_0~Reference

11B_Ant1_2462_30~1000

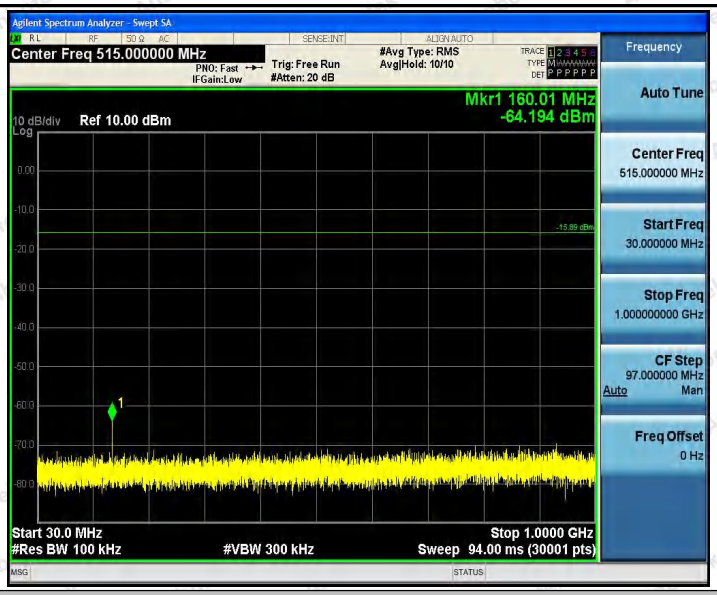


11B_Ant1_2462_1000~26500

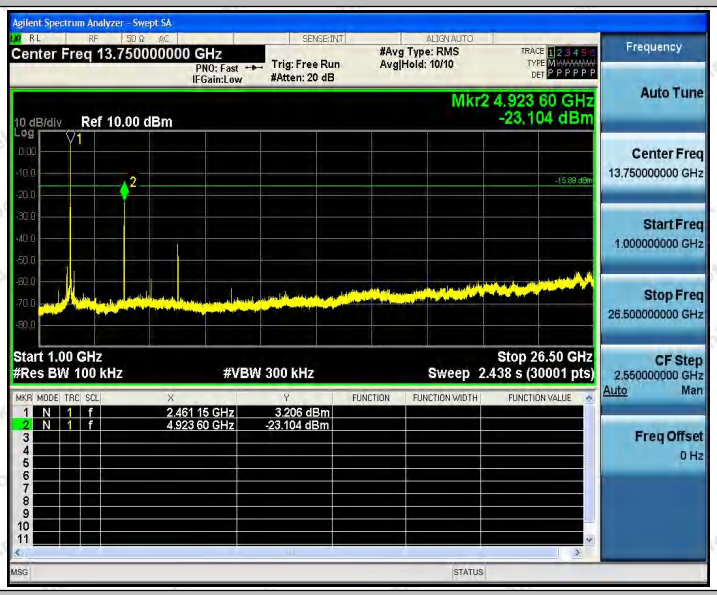


11G_Ant1_2412_0~Reference

11G_Ant1_2412_30~1000

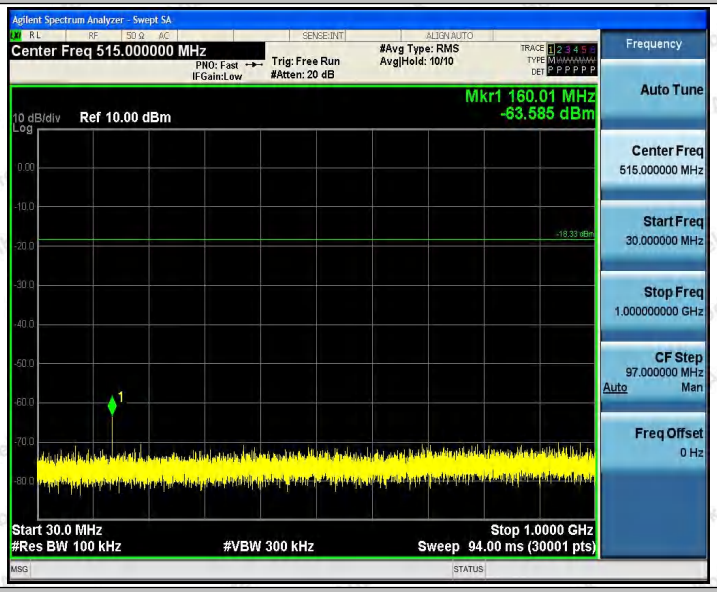


11G_Ant1_2412_1000~26500

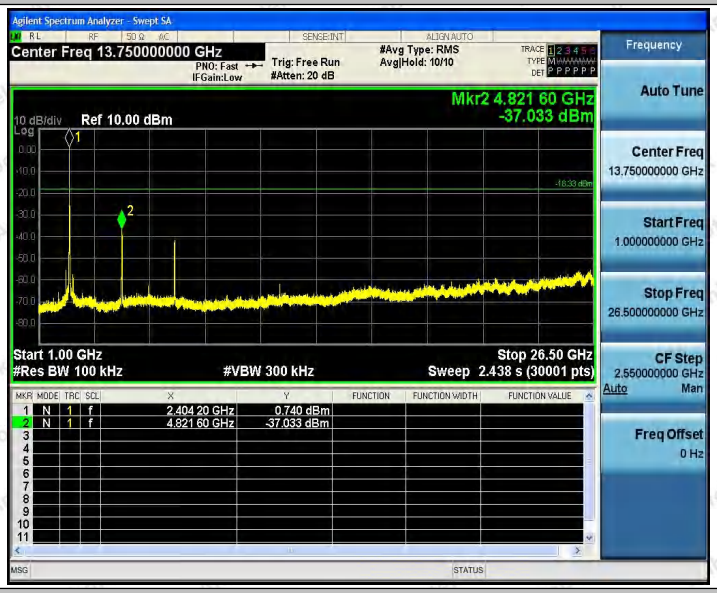


11G_Ant1_2437_0~Reference

11G_Ant1_2437_30~1000

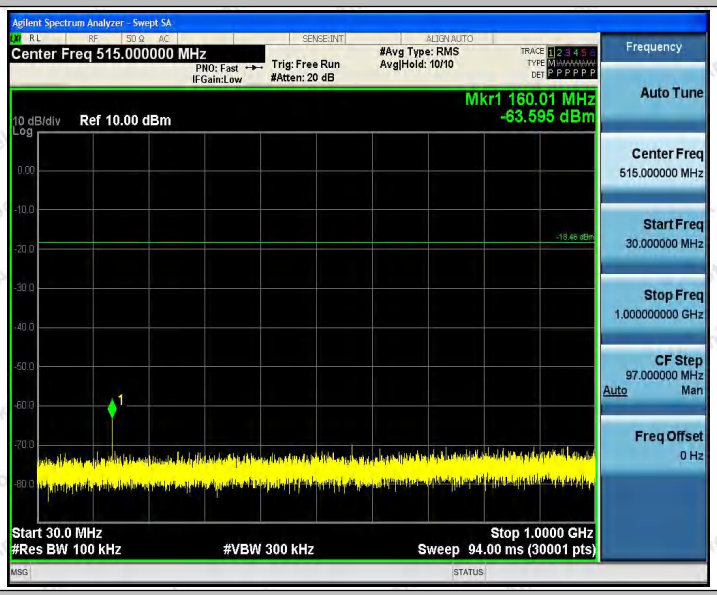


11G_Ant1_2437_1000~26500

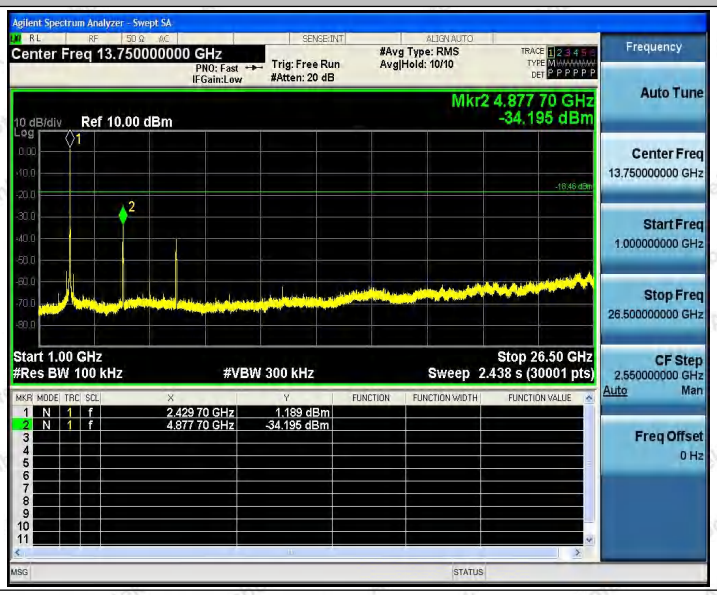

11G_Ant1_2462_0~Reference

11G_Ant1_2462_30~1000

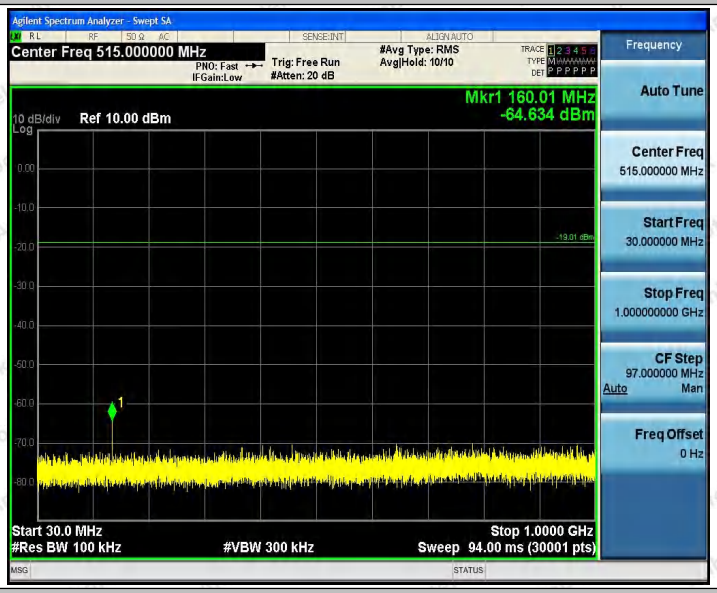


11G_Ant1_2462_1000~26500

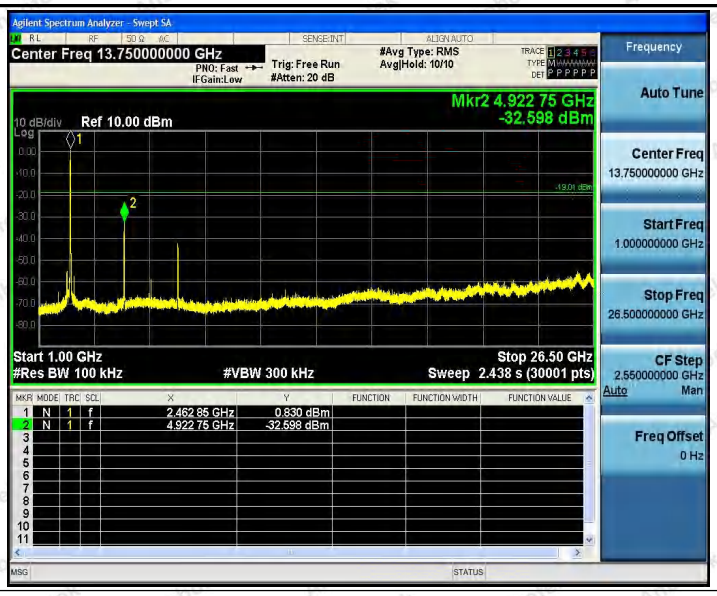
Agilent Spectrum Analyzer - Swept SA
Center Freq 13.750000000 GHz
PNO: Fast
IFGain:Low
Trig: Free Run
#Atten: 20 dB
#Avg Type: RMS
Avg|Hold: 10/10
Mkr2 4.922 75 GHz
-32.598 dBm
10 dB/div
Ref 10.00 dBm
Start 1.00 GHz
#Res BW 100 kHz
#VBW 300 kHz
Stop 26.50 GHz
Sweep 2.438 s (30001 pts)
1 N 1 f 2.462 85 GHz 0.830 dBm
2 N 1 f 4.922 75 GHz -32.598 dBm
Frequency
Auto Tune
Center Freq
13.750000000 GHz
Start Freq
1.000000000 GHz
Stop Freq
26.500000000 GHz
CF Step
2.550000000 GHz
Auto
Man
Freq Offset
0 Hz

# Appendix G: Duty Cycle

## Test Result

| Test Mode | Antenna | Channel | Transmission Duration [ms] | Transmission Period [ms] | Duty Cycle [%] | Limit | Verdict |
|---|---|---|---|---|---|---|---|
| 11B | Ant1 | 2412 | 0.92 | 1.19 | 77.31 | --- | PASS |
| | | 2437 | 0.92 | 1.19 | 77.31 | --- | PASS |
| | | 2462 | 0.91 | 1.18 | 77.12 | --- | PASS |
| 11G | Ant1 | 2412 | 0.63 | 0.90 | 70.00 | --- | PASS |
| | | 2437 | 0.63 | 0.90 | 70.00 | --- | PASS |
| | | 2462 | 0.63 | 0.90 | 70.00 | --- | PASS |

## Test Graphs

11B_Ant1_2412

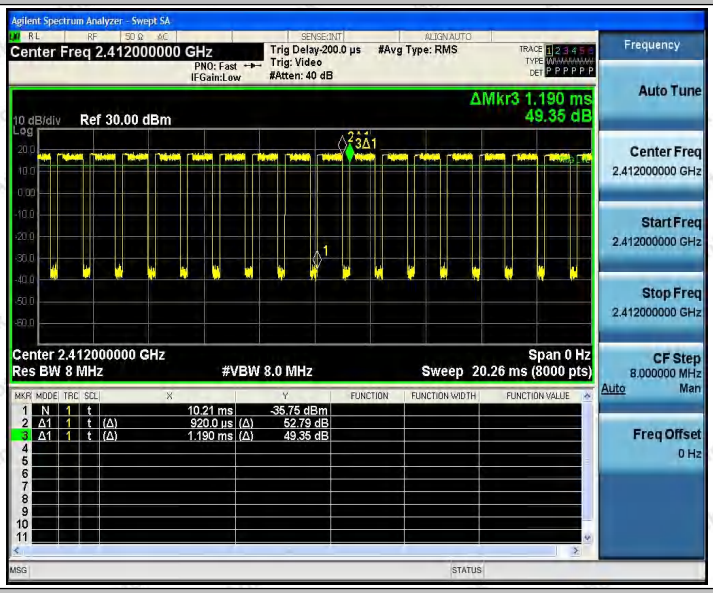


11B_Ant1_2437

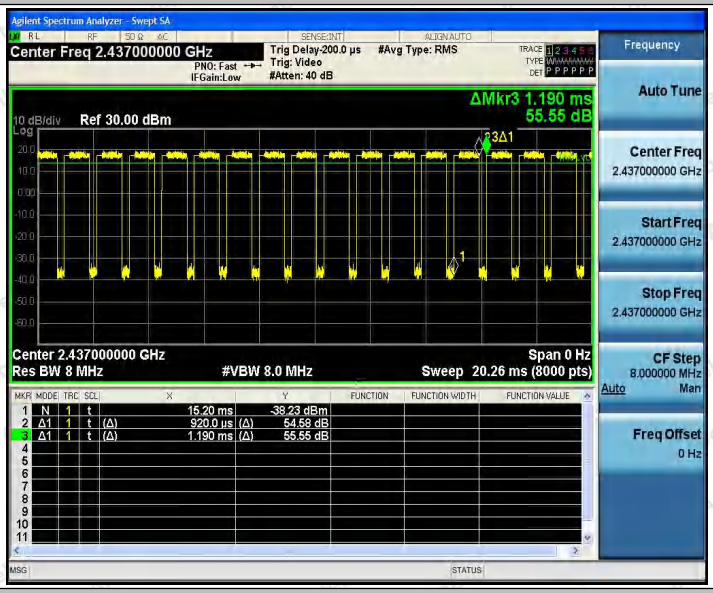


11B_Ant1_2462

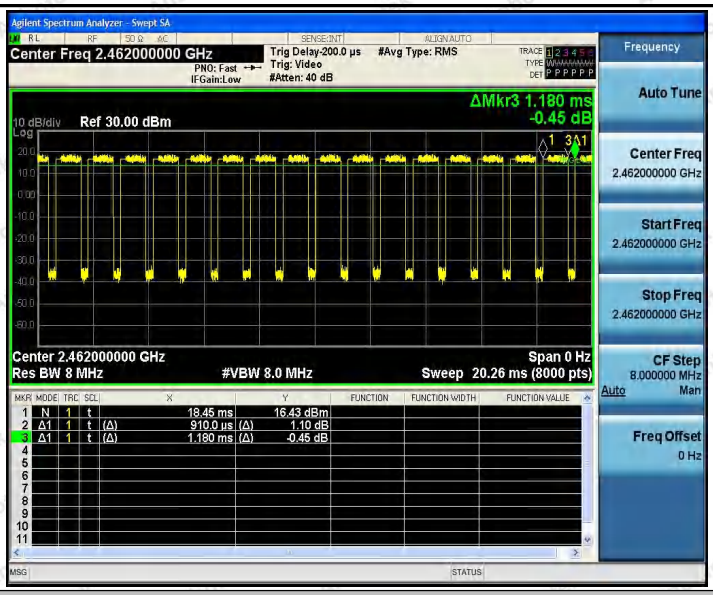


11G_Ant1_2412

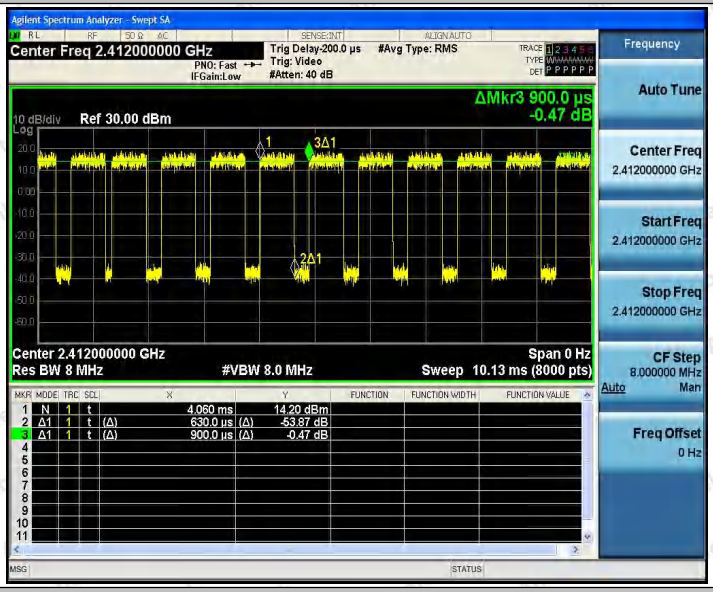


11G_Ant1_2437

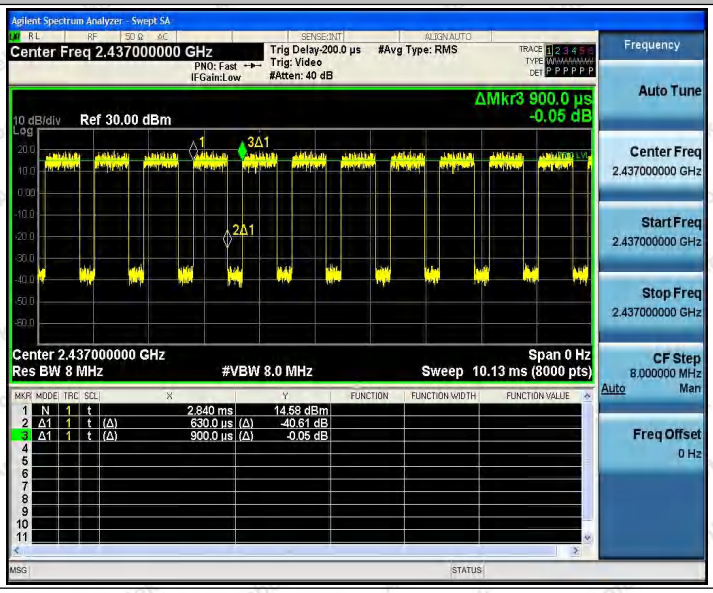

11G_Ant1_2462

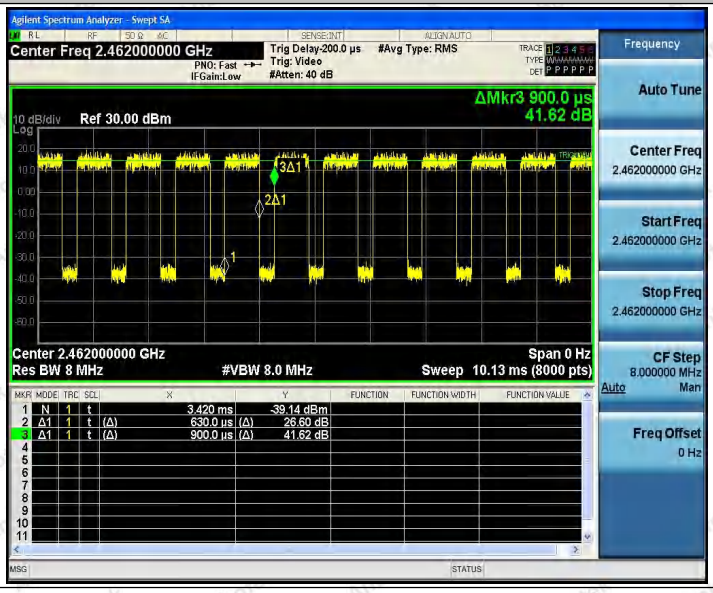


---End---