YosaToo

10 inch Kids tablet Y101

Thank you for your recent purchase of our YosaToo product. We hope you will be pleased with both the product and service you received. If not, please give our helpful customer service team an opportunity to improve your experience right away; our team members are more than happy to help.

Our e-mail: service@yyosatoo.com

User Manual

1.Description of product

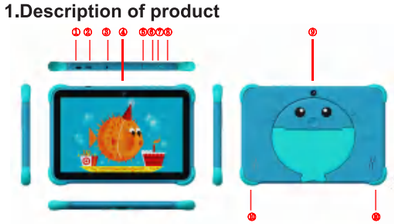

① Type- C Port
② TF Card Slot
③ Earphone Port
④ Front Camera
⑤ Volume+
⑥ Power Button
⑦ Volume-
⑧ Resetting Key
⑨ Rear Camera
⑩ Speaker

2.Parental Control Settings

Press the Power button for 2-3 seconds to turn on the tablet, then you will enter into below interface.

2.1 Enter into Parental Control

The kids educational application named iWawa. Please set up kids educational applications as following:

Click , you will see this:

After you input the correct result, please click to start setting.
(You need to calculate the formula again when you every time enter into the parental control interface . You can also set up a password, then enter the password directly. Please remember your password after set up the password.)

2.2 Brief Introduction of Parental Applications:

	Kids Store More optional kids educational applications for free usage.
	Applications Setting on downloaded applications (Notification, Running, Uninstalling, etc)
	Websites Restricted/Unlimited/Prohibited/Add website
	Media Content Select whether to show Kids Photos & Public Photos,Kids Music & Public Music,Kid Pictures & Public Pictures,Kids Movies & Public Movies in this OS.
	White list White listed packages(apps) are not shown on Kids Home Screen.
	Account Create/delete parent account password. Add/Edit children account.
	Time Limit Whole week:Restricted/Unlimited/Prohibited. Single day(7days From Sunday to Saturday):Restricted/Unlimited/Prohibited.
	Statistics Statistics of used applications in a specified time(Last day/week/month/three months/six months/year/all time), and each app's occupied/running Percent/Time/Count.
	Setup Basic Settings. Language/Wi-Fi/Disable status Bar Drop down/Storage path/Android settings/Feedback/App Update.

	Exit Exit iWawa kids educational application interface.

3.Introduction of Kids Applications

3.1 Enter Into Kids Applications Interface

After finished Parental Control settings, click enter into interface as below:



This OS contains a lot of applications such as Games,Learning,Story,Art, Browser,Camera,Gallery,Video,Music,Calculator,Draw,Theme, and you are able to download more applications in Kids Store.

Click (upper left corner) to exit the kid desktop.

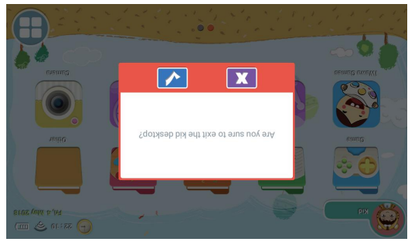

4.Factory Reset

Restart or restore the factory settings when you encountered some problems such as crashes during operation.

Factory reset:
1. iWawa System--Parental control--Setup-- Android settings--Backup & reset-Fatory data reset--RESET TABLET--ERASE EVERYTHING
2. Repeat the above settings when you want to run Android OS.

4.1 After restoring the factory settings, iWawa system requires some setup in order to re-enable. After restored the factory settings successfully, the interface will be displayed as follows:

a. iWawa needs the following permissions for your normal use

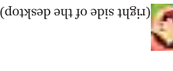

Click iWawa APP (right side of the desktop) to start setting up accordingly.

b. Allow **iWawa** to make and manage phone calls?

c. Allow **iWawa** to access photos, media, and files on your device?



d.

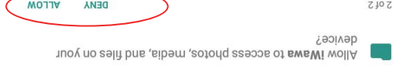

e.

4.2 Exit to desktop after finished Wi-Fi Settings, and click iWawa to go on your settings.

a.

b.

c.

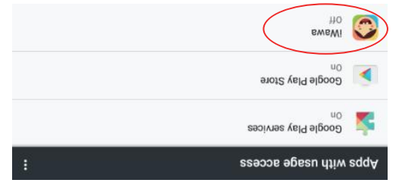

d.

e. Select a Home app

4.3 After completing all the above settings, the tablet will always run iWawa system if the user does not exit to Android OS.

FCC STATEMENT :

This device complies with Part 15 of the FCC Rules. Operation is subject to the following two conditions:

This device may not cause harmful interference, and

This device must accept any interference received, including interference that may cause undesired operation.

Warning: Changes or modifications not expressly approved by the party responsible for compliance could void the user's authority to operate the equipment.

NOTE: This equipment has been tested and found to comply with the limits for a Class B digital device, pursuant to Part 15 of the FCC Rules. These limits are designed to provide reasonable protection against harmful interference in a residential installation. This equipment generates uses and can radiate radio frequency energy and, if not installed and used in accordance with the instructions, may cause harmful interference to radio communications. However, there is no guarantee that interference will not occur in a particular installation. If this equipment does cause harmful interference to radio or television reception, which can be determined by turning the equipment off and on, the user is encouraged to try to correct the interference by one or more of the following measures:

Reorient or relocate the receiving antenna.

Increase the separation between the equipment and receiver.

Connect the equipment into an outlet on a circuit different from that to which the receiver is connected.

Consult the dealer or an experienced radio/TV technician for help.

RF warning statement:

The device has been evaluated to meet general RF exposure requirement. The device can be used in portable exposure condition without restriction.

– This radio is designed for and classified as “General population/uncontrolled Use”, the guidelines are based on standards that were developed by independent scientific organizations through periodic and thorough evaluation of scientific studies. The standards include a substantial safety margin designed to assure the safety of all persons regardless of age or health.The exposure standard for wireless radio employs a unit of measurement known as the Specific Absorption Rate, or SAR, the SAR limit set 1.6W/kg.
– Body-worn operation; this device was tested for typical body-worn operations with the back of the handset kept 0mm for body worn. To maintain compliance with RF exposure requirements, use accessories that maintain a 0mm for body worn.
– The highest reported SAR value for use worn on the body is 0.756 W/kg