Appendix: Bluetooth LE

Contents

Appendix A: DTS Bandwidth 3
Test Result 3
Test Graphs 4
Appendix B: Occupied Channel Bandwidth 6
Test Result 6
Test Graphs 7
Appendix C: Maximum conducted output power 9
Test Result 9
Test Graphs 10
Appendix D: Maximum power spectral density 12
Test Result 12
Test Graphs 13
Appendix E: Band edge measurements 15
Test Result 15
Test Graphs 16
Appendix F: Conducted Spurious Emission 17
Test Result 17
Test Graphs 18
Appendix G: Duty Cycle 23
Test Result 23
Test Graphs 24

Appendix A: DTS Bandwidth

Test Result

Test Mode	Antenna	Channel	DTS BW [MHz]	FL[MHz]	FH[MHz]	Limit[MHz]	Verdict
BLE	Ant1	2402	0.680	2401.808	2402.488	0.5	PASS
		2440	0.716	2439.792	2440.508	0.5	PASS
		2480	0.700	2479.804	2480.504	0.5	PASS

Test Graphs

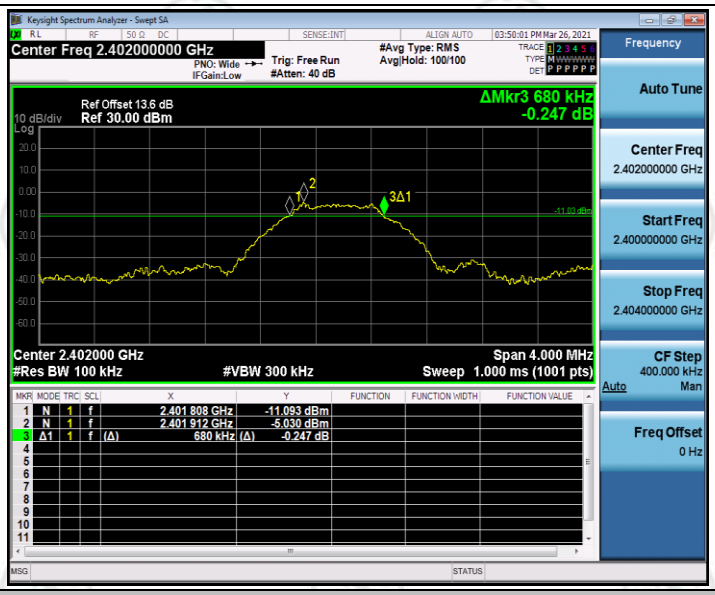

BLE_Ant1_2402

BLE_Ant1_2440

BLE_Ant1_2480

Appendix B: Occupied Channel Bandwidth

Test Result

Test Mode	Antenna	Channel	OCB [MHz]	FL[MHz]	FH[MHz]	Limit[MHz]	Verdict
BLE	Ant1	2402	1.0806	2401.613	2402.694	---	PASS
		2440	1.0701	2439.619	2440.689	---	PASS
		2480	1.0739	2479.614	2480.688	---	PASS

Test Graphs

BLE_Ant1_2402

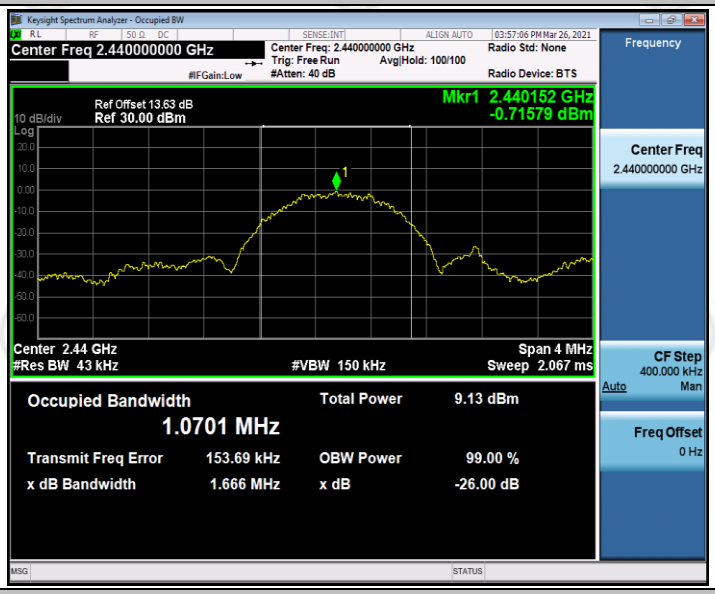

BLE_Ant1_2440

BLE_Ant1_2480

Appendix C: Maximum conducted output power

Test Result

Test Mode	Antenna	Channel	Result[dBm]	Limit[dBm]	Verdict
BLE	Ant1	2402	2.4	<=30	PASS
		2440	2.47	<=30	PASS
		2480	2.46	<=30	PASS

Test Graphs

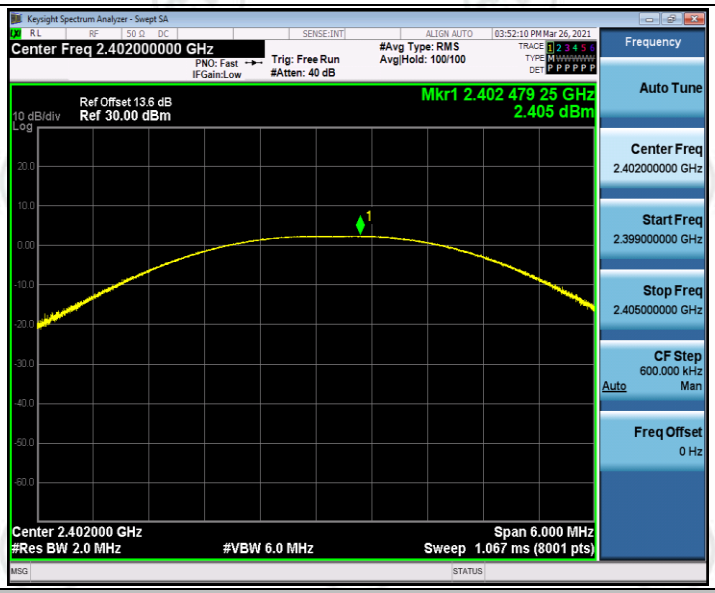

BLE_Ant1_2402

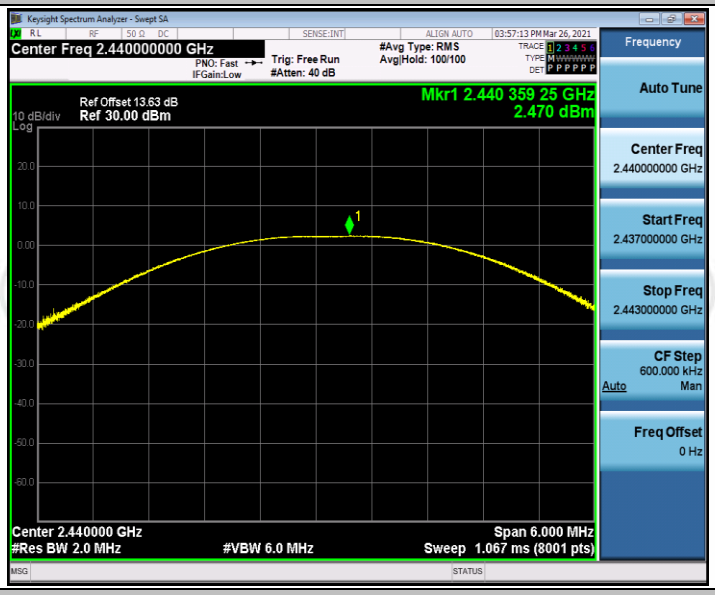

BLE_Ant1_2440

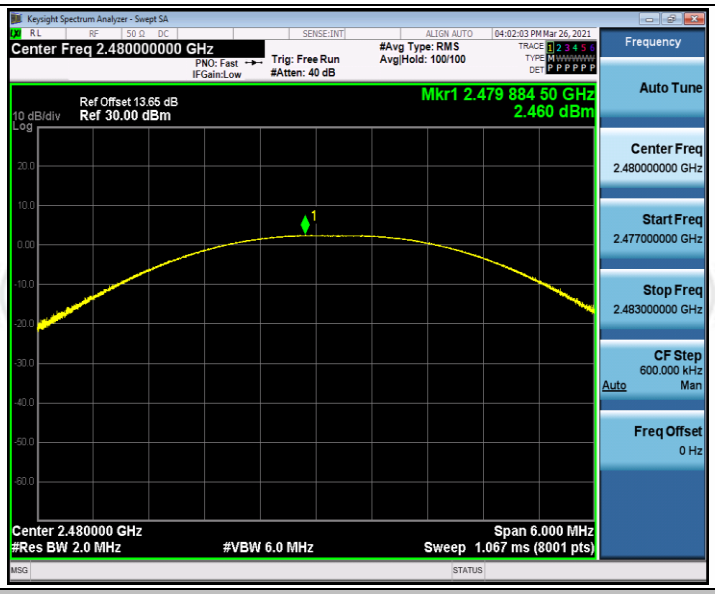

BLE_Ant1_2480

Appendix D: Maximum power spectral density

Test Result

Test Mode	Antenna	Channel	Result[dBm/3-100kHz]	Limit[dBm/3kHz]	Verdict
BLE	Ant1	2402	-5.55	<=8	PASS
		2440	-5.94	<=8	PASS
		2480	-5.44	<=8	PASS

Test Graphs

BLE_Ant1_2402

BLE_Ant1_2440

BLE_Ant1_2480

Appendix E: Band edge measurements

Test Result

Test Mode	Antenna	ChName	Channel	RefLevel[dBm]	Result[dBm]	Limit[dBm]	Verdict
BLE	Ant1	Low	2402	1.52	-32.71	<=-18.48	PASS
		High	2480	1.75	-45.3	<=-18.25	PASS

Test Graphs

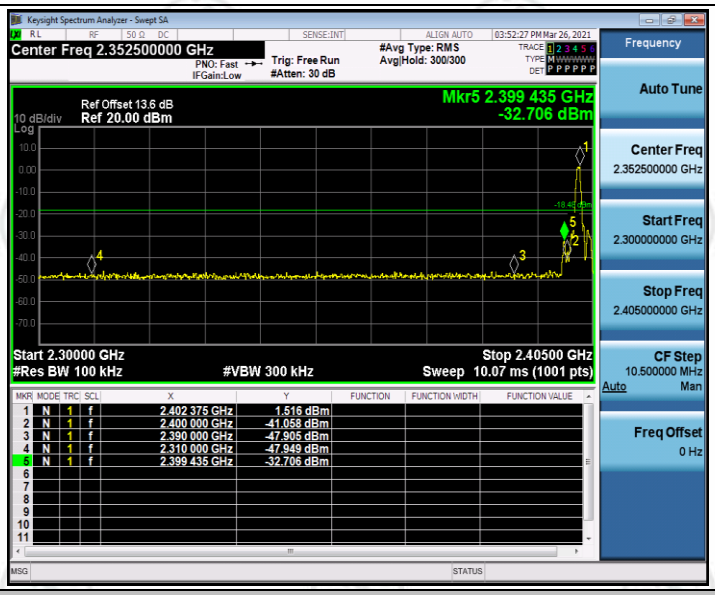

BLE_Ant1_Low_2402

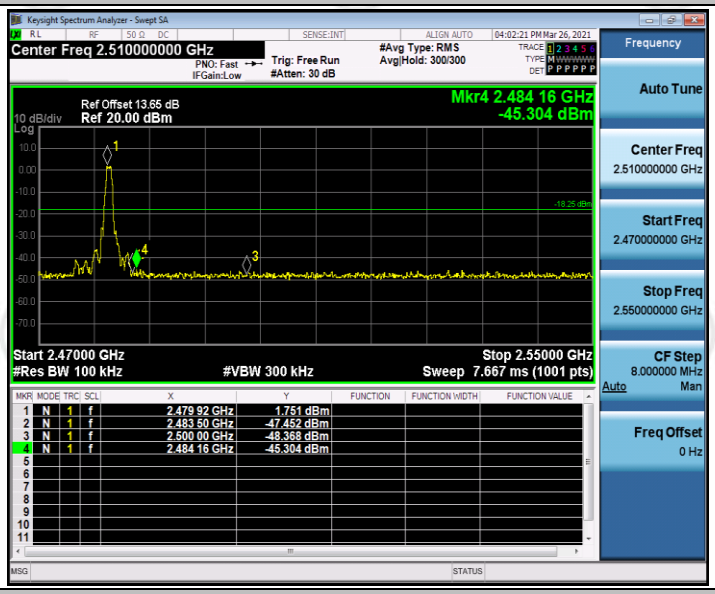

BLE_Ant1_High_2480

Appendix F: Conducted Spurious Emission

Test Result

Test Mode	Antenna	Channel	FreqRange [MHz]	RefLevel [dBm]	Result[dBm]	Limit[dBm]	Verdict
BLE	Ant1	2402	Reference	1.73	1.73	---	PASS
			30~1000	30~1000	-38.463	<=-18.268	PASS
			1000~26500	1000~26500	-49.371	<=-18.268	PASS
		2440	Reference	1.57	1.57	---	PASS
			30~1000	30~1000	-38.119	<=-18.431	PASS
			1000~26500	1000~26500	-48.46	<=-18.431	PASS
		2480	Reference	1.42	1.42	---	PASS
			30~1000	30~1000	-38.176	<=-18.579	PASS
			1000~26500	1000~26500	-49.77	<=-18.579	PASS

Test Graphs

BLE_Ant1_2402_0~Reference

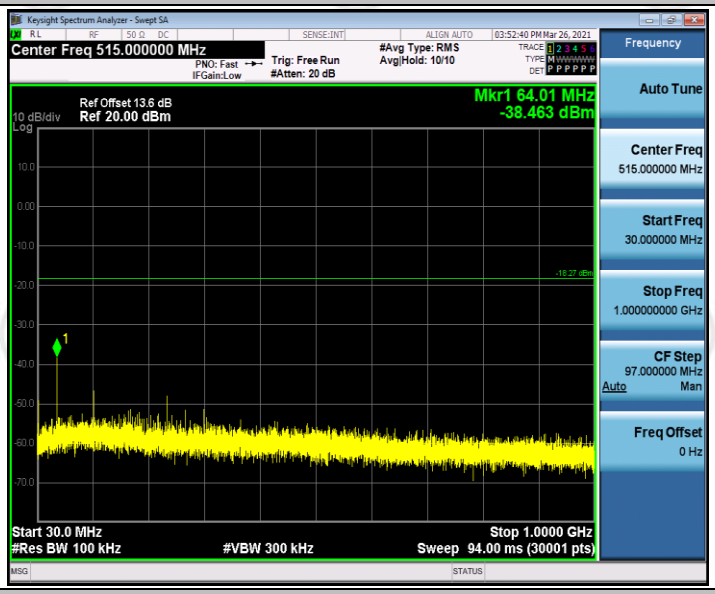

BLE_Ant1_2402_30~1000

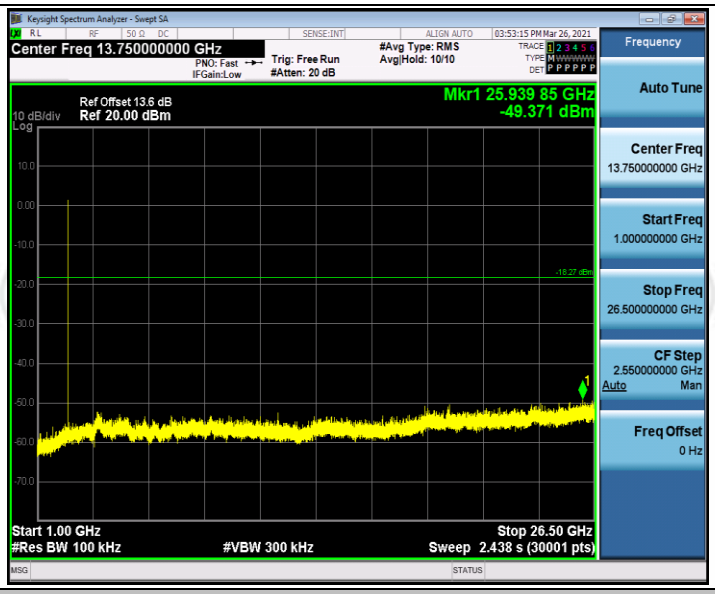

BLE_Ant1_2402_1000~26500

BLE_Ant1_2440_0~Reference

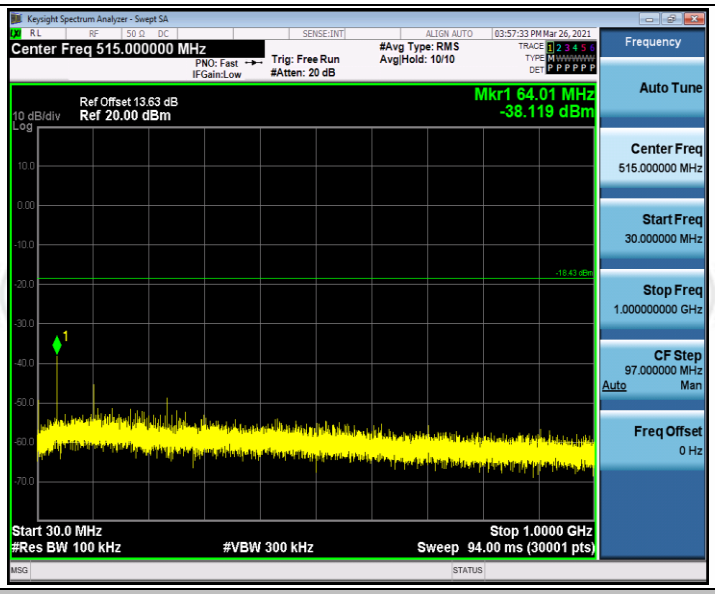

BLE_Ant1_2440_30~1000

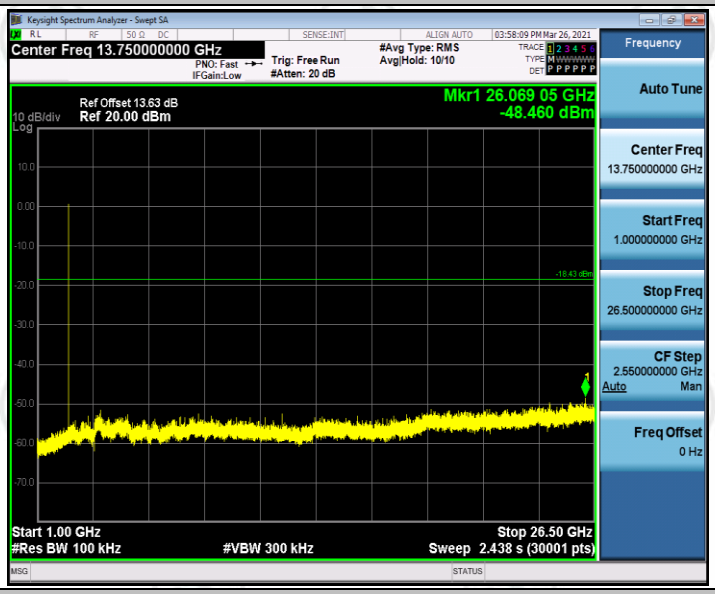

BLE_Ant1_2440_1000~26500

BLE_Ant1_2480_0~Reference

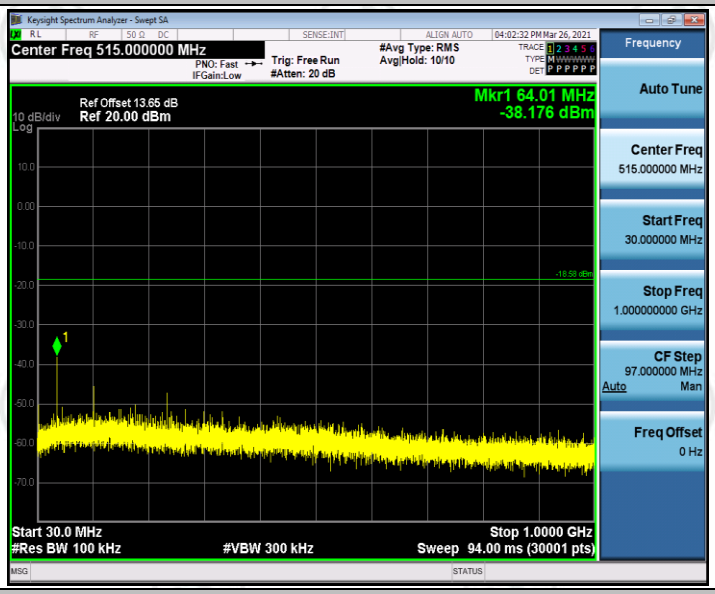

BLE_Ant1_2480_30~1000

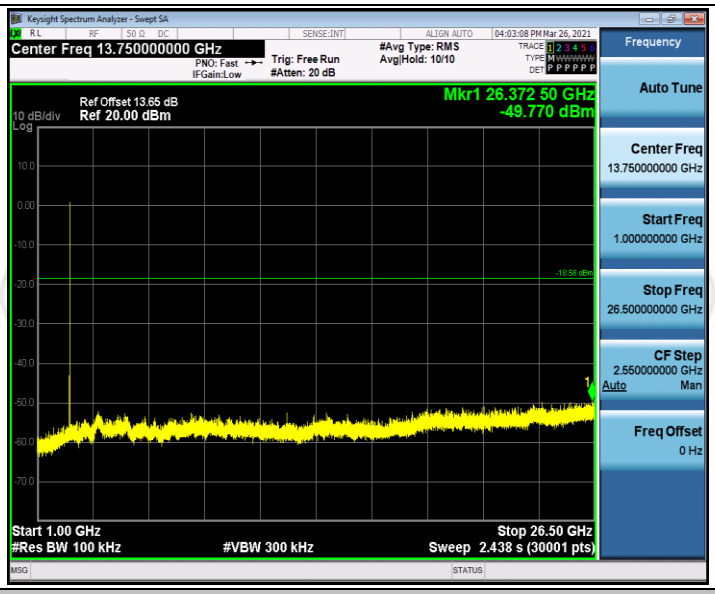

BLE_Ant1_2480_1000~26500

Appendix G: Duty Cycle

Test Result

Test Mode	Antenna	Channel	Transmission Duration [ms]	Transmission Period [ms]	Duty Cycle [%]	Limit	Verdict
BLE	Ant1	2402	50.00	50.00	100.00	---	PASS
		2440	50.00	50.00	100.00	---	PASS
		2480	50.00	50.00	100.00	---	PASS

Test Graphs

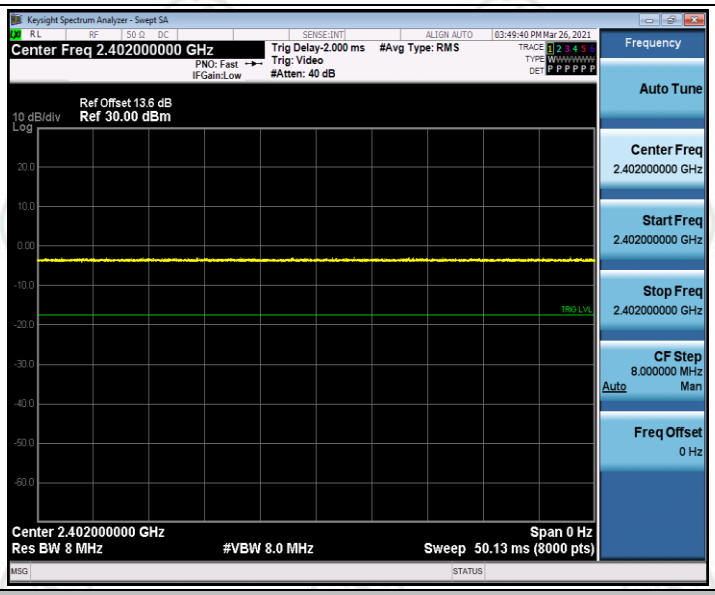

BLE_Ant1_2402

BLE_Ant1_2440

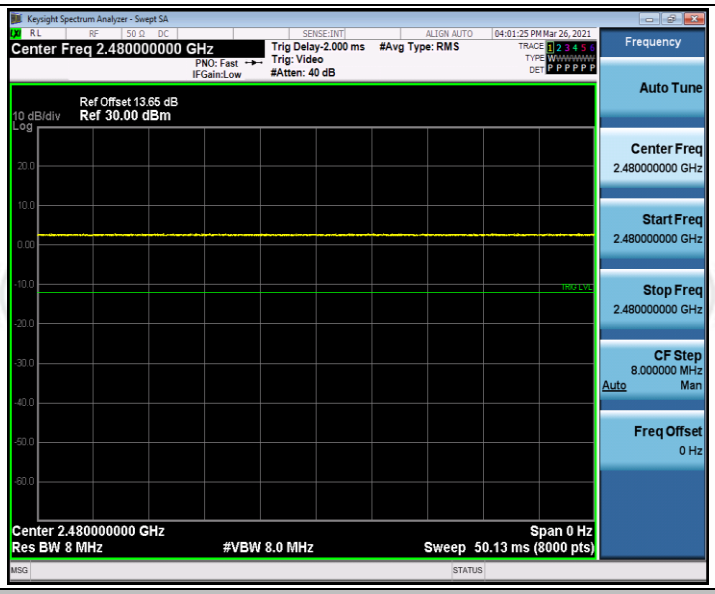

BLE_Ant1_2480

*** End of Report ***