苏州硕天通讯器材有限公司
Suzhou Soant Communication Equipment Co.,Ltd

承认书

SPECIFICATION FOR APPROVAL

客户名称
Customer: Siretta Limited

产品名称
Product Name: **2.4/5G 4.0dBi M**ax. External Antenna

规格描述
Description: **2.4/5GHz Dipole to SMA Plug** Black

客户料号
CUSTP/N:

硕天料号
SOANT.P/N: STDPA301200SBL801

发出日期
Approval Date: 2018 / 0 1 / 15

TECHNICAL DATE

1. Electrical Properties :（电气特性）

1.1 Frequency Range（频率范围）……2.4~2.5GHz&5.15~5.85 GHz

1.2 Impedance （输入阻抗）……50Ω

1.3 VSWR （电压驻波比）……2.0 Max （≤2.0）

1.4 Gain(peak)（最大增益）……4.0 dBi

1.5 Polarization（极化方式）……Linear; Vertical

2. Physical Properties :（物理特性）

2.1 Cable（线缆） …… RG-187 Cable

2.2 Connector（连接器）…… SMA PLUG

2.3 Antenna Body（天线杆套）……ABS+PC

2.4 Antenna Base（天线上固定座）……PC

2.5 Antenna Base（天线下固定座）……PBT

2.6 Operating Temp（工作温度）……-40℃ ~ +65℃

2.7 Storage Temp（存储温度）……-40℃ ~ +75℃

2.8 Color （颜色）……Black

Copyright©SuzhouSoant Communication Equipment Co.,Ltd

Cable SPEC

RG、	RG-178 /50Ω
结构图 Structure drawing	

结构特性 Structure characteristics

结构 Structure	项目 Item	标准值 Standard value
①内导体 Inner conductor	材料 Material	镀银铜线 Silverplated copper wire
	(绞合)标称外径(mm) (Intertwist)NOM.O.D.(mm)	0.306±0.02
②绝缘层 Insulation	材料 Material	聚四氟乙烯 PTFE
	标称外径(mm) NOM.O.D.(mm)	0.86±0.05
③外导体 Outer conductor	材料 Material	镀银铜线 Silverplated copper wire
	标称外径(mm) NOM.O.D.(mm)	1.3±0.05
	覆盖率(%) Coverage ratio(%)	≥90
④外导体 Outer conductor	材料 Material	聚全氟乙丙烯 FEP
	颜色 Color	透明 Clarity
	标称外径(mm) NOM.O.D.(mm)	1.78±0.05

电性能特性 Electrical characteristics

项目 Item	标准 Standard value	项目 Item	频率 Frequency	标准值 Standard value 单位 Unit:dB/m
电容(pF/m) Capacitance(pF/m)	96	衰减 Attenuation	0.1GHz	≤0.52
速率(%) Velocity(%)	70		0.4GHz	≤1.2
阻抗(Ω) Impedance(Ω)	50±2		1GHz	≤1.7
驻波比 Standing wave ratio	≤1.3@0~6GHz		2GHz	≤2.42
最大工作电压(V) Max.operating voltage(V)	1000		3GHz	≤3.08
			4GHz	≤3.63
最大工作频率(GHz) Max.operating frequency(GHz)	6		5GHz	≤4.15
			6GHz	≤4.8

可靠性 Dependability

项目 Item	单位 Unit	标准值 Standard value
最小弯曲半径(一次)Min.bending radius static	mm	10
最小弯曲半径(重复)Min.bending radius repeated	mm	—
工作温度范围 Operating temperature	℃	FEP -55~+200

Copyright©SuzhouSoant Communication Equipment Co.,Ltd

工程图

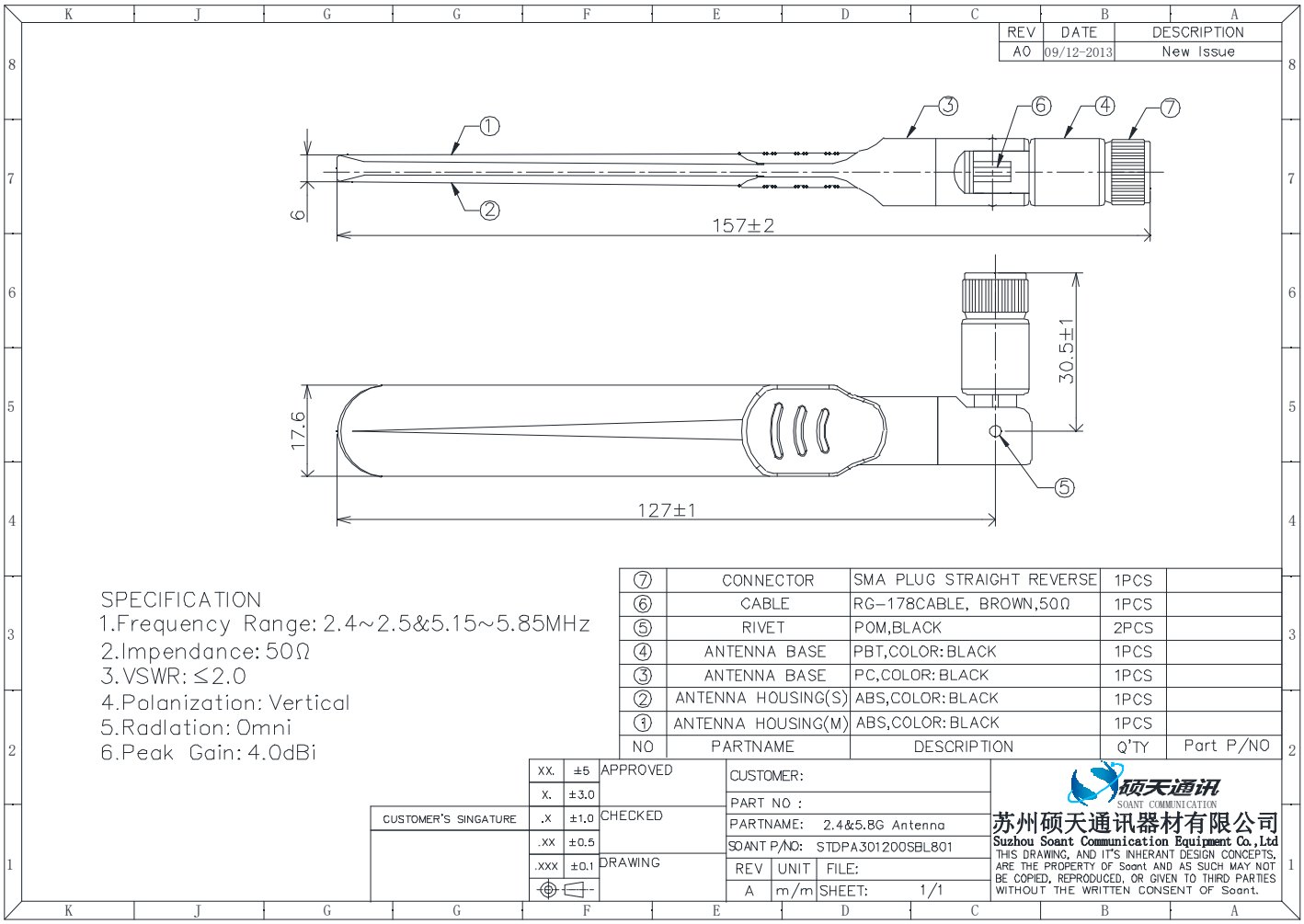
REV | DATE | DESCRIPTION
A0 | 09/12-2013 | New Issue
157±2
6
30.5±1
17.6
127±1
SPECIFICATION
1.Frequency Range: 2.4~2.5&5.15~5.85MHz
2.Impendance: 50Ω
3.VSWR: ≤2.0
4.Polanization: Vertical
5.Radiation: Omni
6.Peak Gain: 4.0dBi
⑦ CONNECTOR SMA PLUG STRAIGHT REVERSE 1PCS
⑥ CABLE RG-178CABLE, BROWN,50Ω 1PCS
⑤ RIVET POM,BLACK 2PCS
④ ANTENNA BASE PBT,COLOR:BLACK 1PCS
③ ANTENNA BASE PC,COLOR:BLACK 1PCS
② ANTENNA HOUSING(S) ABS,COLOR:BLACK 1PCS
① ANTENNA HOUSING(M) ABS,COLOR:BLACK 1PCS
NO PARTNAME DESCRIPTION Q'TY Part P/NO
CUSTOMER'S SINGATURE
XX. ±5 APPROVED
X. ±3.0
.X ±1.0 CHECKED
.XX ±0.5
.XXX ±0.1 DRAWING
CUSTOMER:
PART NO :
PARTNAME: 2.4&5.8G Antenna
SOANT P/NO: STDPA301200SBL801
REV UNIT FILE:
A m/m SHEET: 1/1
SOANT COMMUNICATION
苏州硕天通讯器材有限公司
Suzhou Soant Communication Equipment Co.,Ltd
THIS DRAWING, AND IT'S INHERANT DESIGN CONCEPTS, ARE THE PROPERTY OF Soant AND AS SUCH MAY NOT BE COPIED, REPRODUCED, OR GIVEN TO THIRD PARTIES WITHOUT THE WRITTEN CONSENT OF Soant.

测试报告

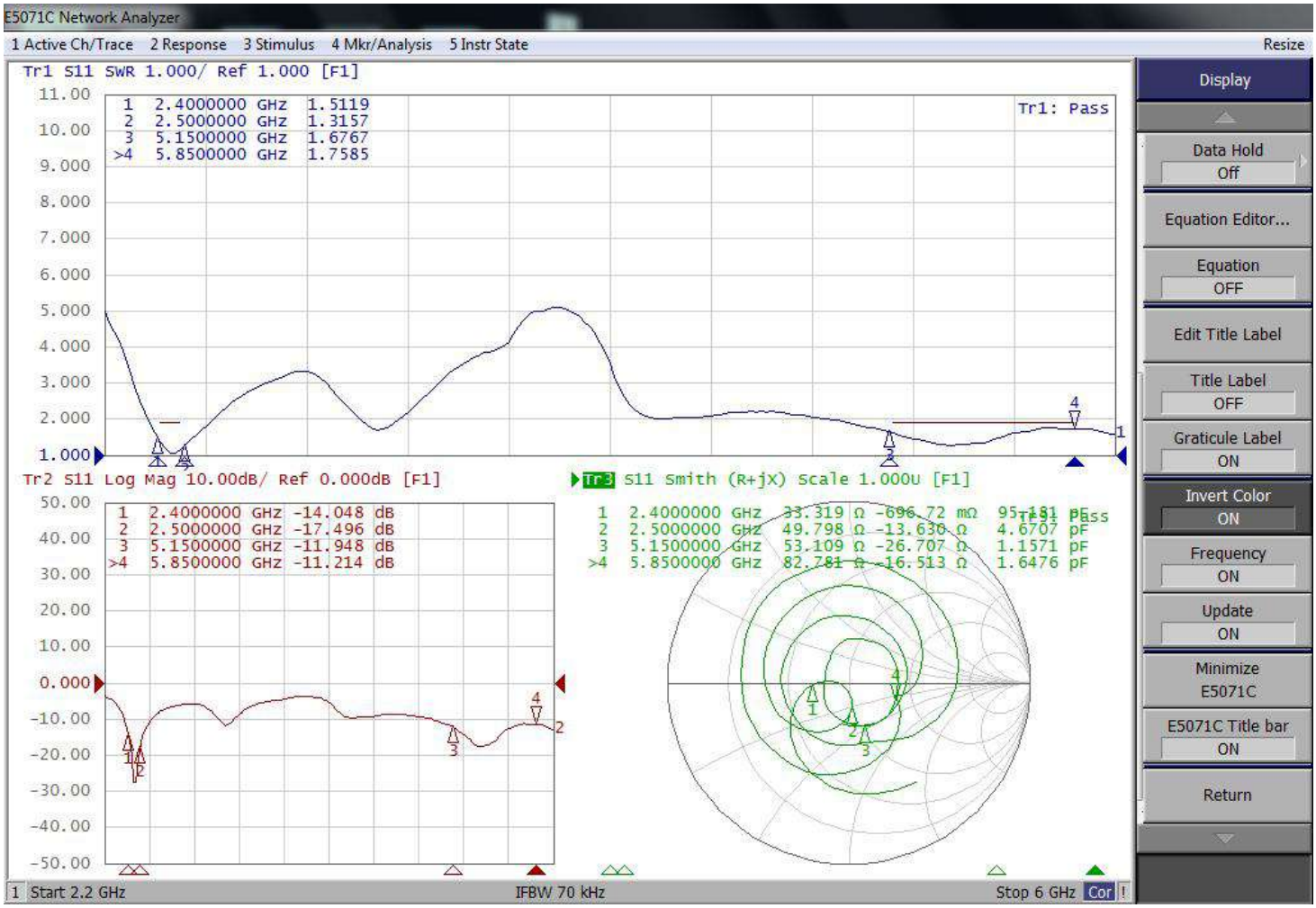

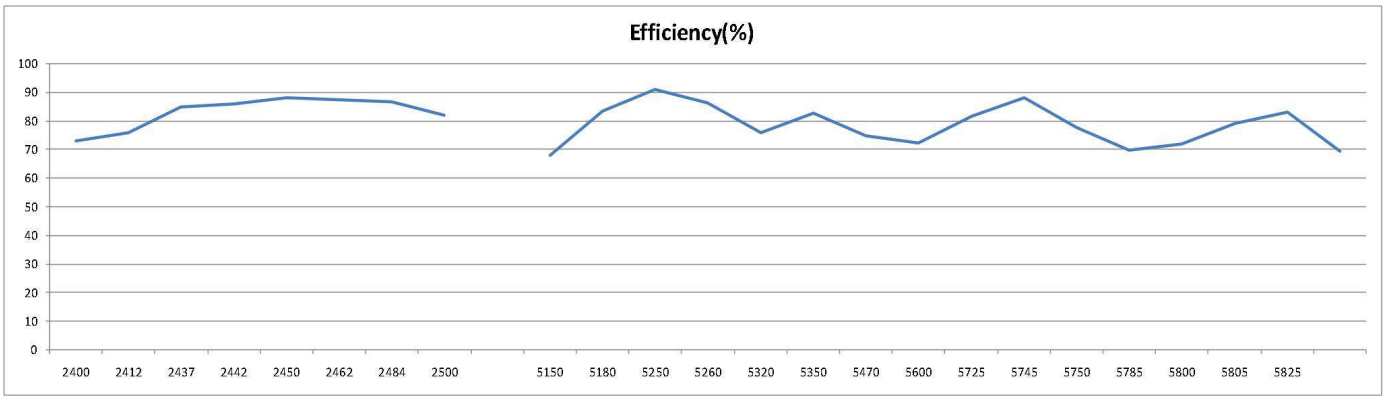

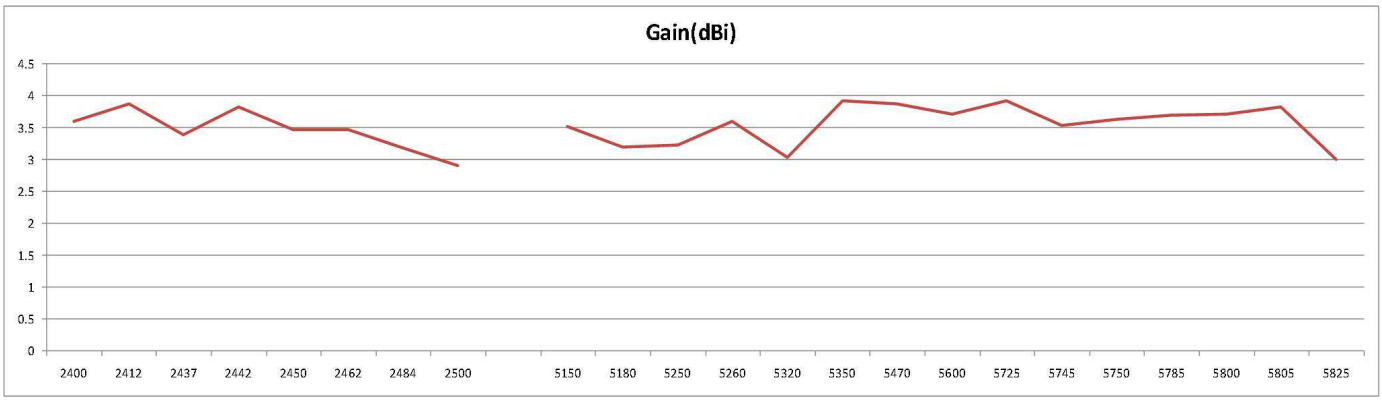

Copyright©SuzhouSoant Communication Equipment Co.,Ltd

Frequency = 2400 MHz

dBm	XY-Plane	XZ-Plane	YZ-Plane
H-Pol. (Peak.)	2.296006	1.761174	1.261882
V-Pol. (Peak.)	0.962428	-6.490586	0.962428
H+V. (Peak.)	4.125035	2.051732	4.125035
H-Pol. (Avg.)	-0.165797	-2.848378	-3.425074
V-Pol. (Avg.)	-2.199446	-11.884441	-4.591384
H+V. (Avg.)	1.945642	-2.337427	-0.958894
Angle	XY-Plane	XZ-Plane	YZ-Plane
H-Pol. (Peak.)	210	240	90
V-Pol. (Peak.)	90	90	90
H+V. (Peak.)	90	270	90

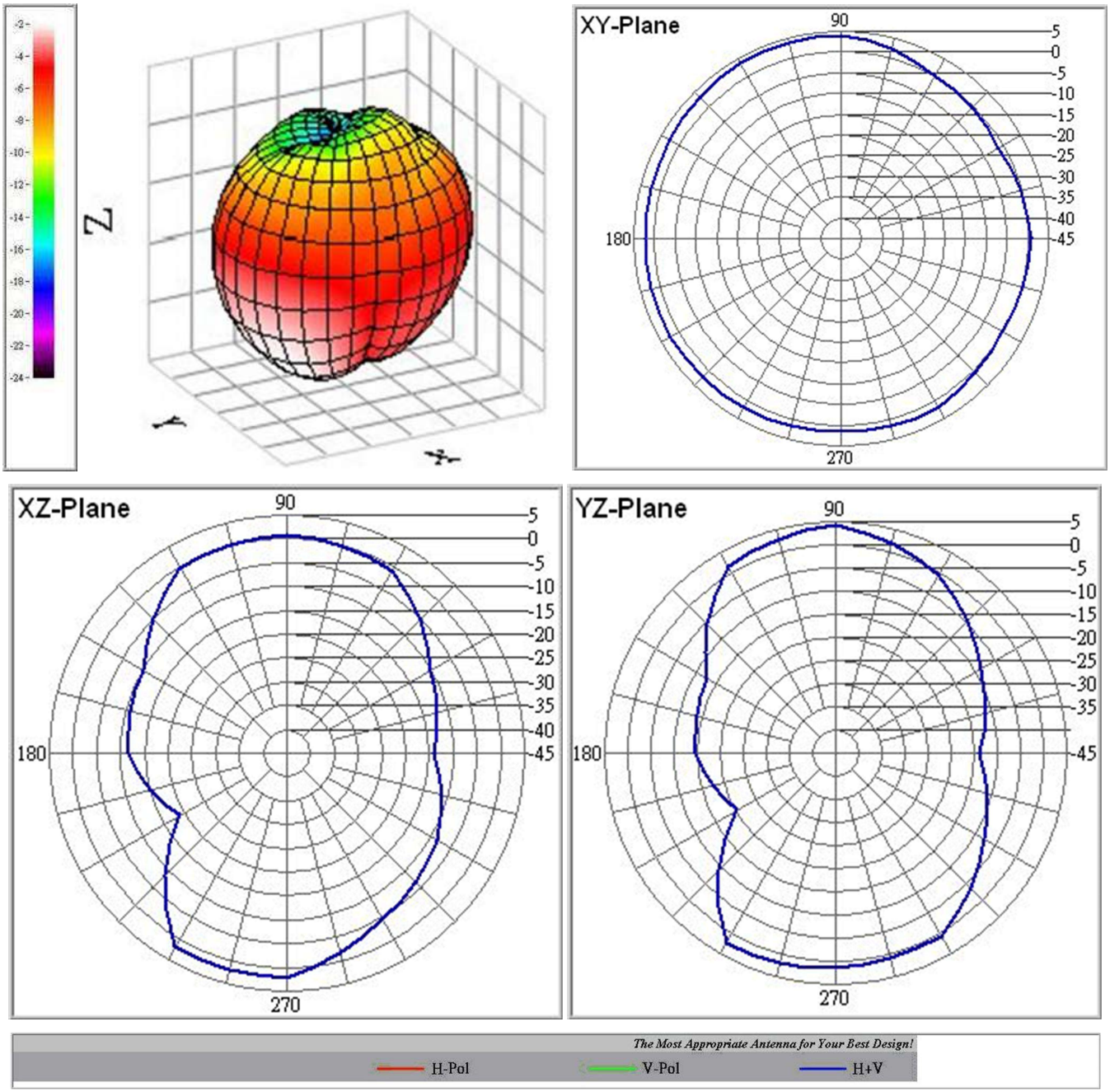

Frequency = 2450 MHz

dBm	XY-Plane	XZ-Plane	YZ-Plane
H-Pol. (Peak.)	3.741152	2.13612	1.624976
V-Pol. (Peak.)	1.834526	-9.176842	1.834526
H+V. (Peak.)	4.741314	2.429035	4.741314
H-Pol. (Avg.)	0.485179	-2.969876	-3.077092
V-Pol. (Avg.)	-2.721829	-13.991935	-4.828045
H+V. (Avg.)	2.181507	-2.63954	-0.854618
Angle	XY-Plane	XZ-Plane	YZ-Plane
H-Pol. (Peak.)	210	270	90
V-Pol. (Peak.)	90	90	90
H+V. (Peak.)	90	270	90

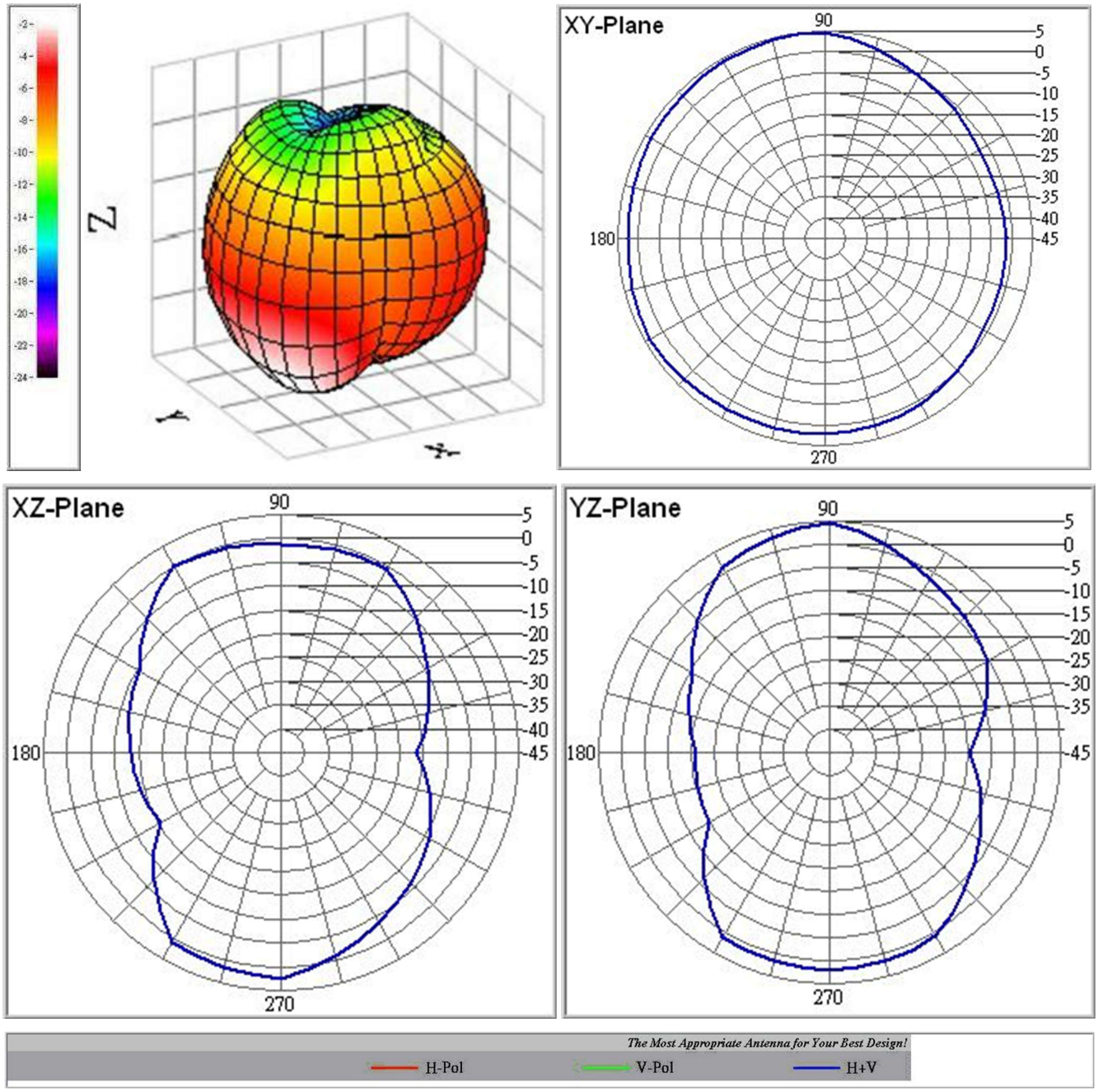

Frequency = 2500 MHz

dBm	XY-Plane	XZ-Plane	YZ-Plane
H-Pol. (Peak.)	3.082123	1.071906	1.276167
V-Pol. (Peak.)	1.110518	-11.691541	1.110518
H+V. (Peak.)	4.204432	1.295877	4.204432
H-Pol. (Avg.)	-0.021553	-3.691696	-3.372855
V-Pol. (Avg.)	-3.706997	-15.49871	-5.498438
H+V. (Avg.)	1.525764	-3.414276	-1.296583
Angle	XY-Plane	XZ-Plane	YZ-Plane
H-Pol. (Peak.)	210	270	90
V-Pol. (Peak.)	90	270	90
H+V. (Peak.)	90	270	90

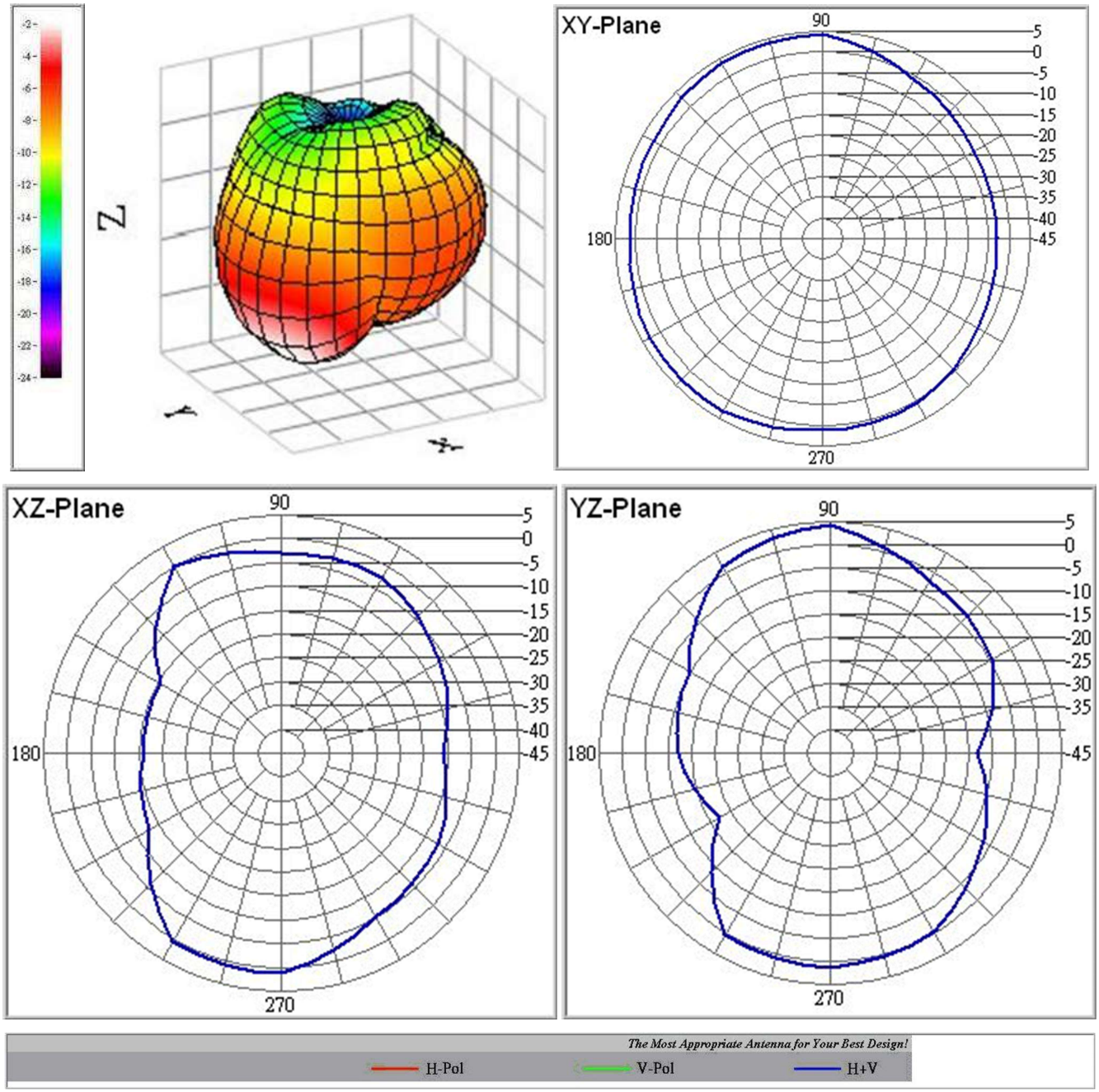

Frequency = 5150 MHz

dBm	XY-Plane	XZ-Plane	YZ-Plane
H-Pol. (Peak.)	2.220263	-0.290437	2.220263
V-Pol. (Peak.)	-4.481174	-4.481174	-1.132965
H+V. (Peak.)	2.258463	0.911037	2.258463
H-Pol. (Avg.)	-1.720219	-4.385929	-2.84705
V-Pol. (Avg.)	-7.934686	-7.811424	-7.611585
H+V. (Avg.)	-0.789206	-2.759053	-1.595993
Angle	XY-Plane	XZ-Plane	YZ-Plane
H-Pol. (Peak.)	270	30	270
V-Pol. (Peak.)	180	270	210
H+V. (Peak.)	270	30	270

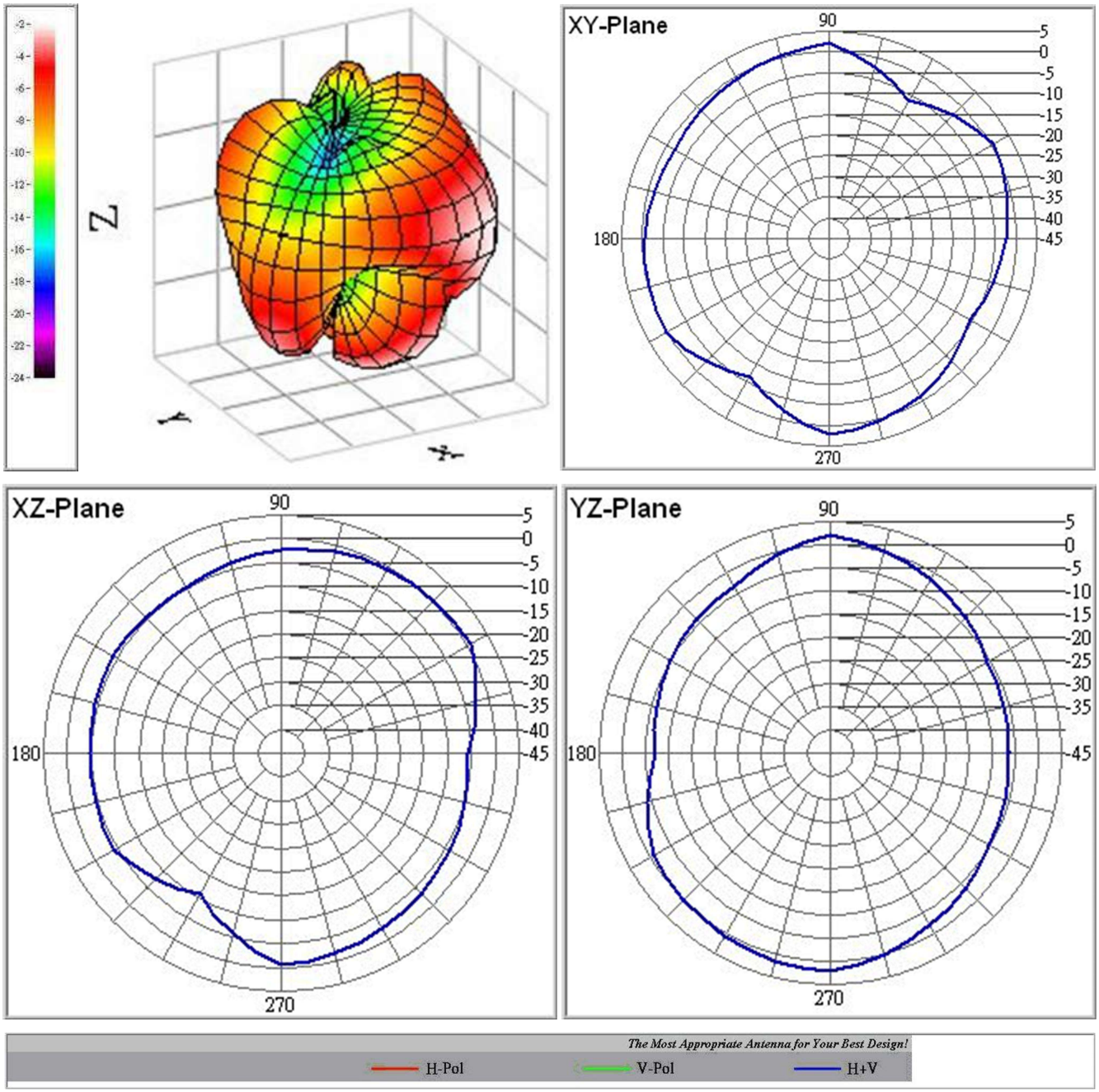

Frequency = 5550 MHz

dBm	XY-Plane	XZ-Plane	YZ-Plane
H-Pol. (Peak.)	2.301025	-0.138756	1.460018
V-Pol. (Peak.)	-4.50109	-2.132682	-0.29056
H+V. (Peak.)	2.556831	0.670118	2.275328
H-Pol. (Avg.)	-0.894828	-4.237625	-3.733099
V-Pol. (Avg.)	-7.474582	-9.187944	-4.411267
H+V. (Avg.)	-0.031947	-3.032326	-1.048659
Angle	XY-Plane	XZ-Plane	YZ-Plane
H-Pol. (Peak.)	30	90	90
V-Pol. (Peak.)	300	210	210
H+V. (Peak.)	30	90	90

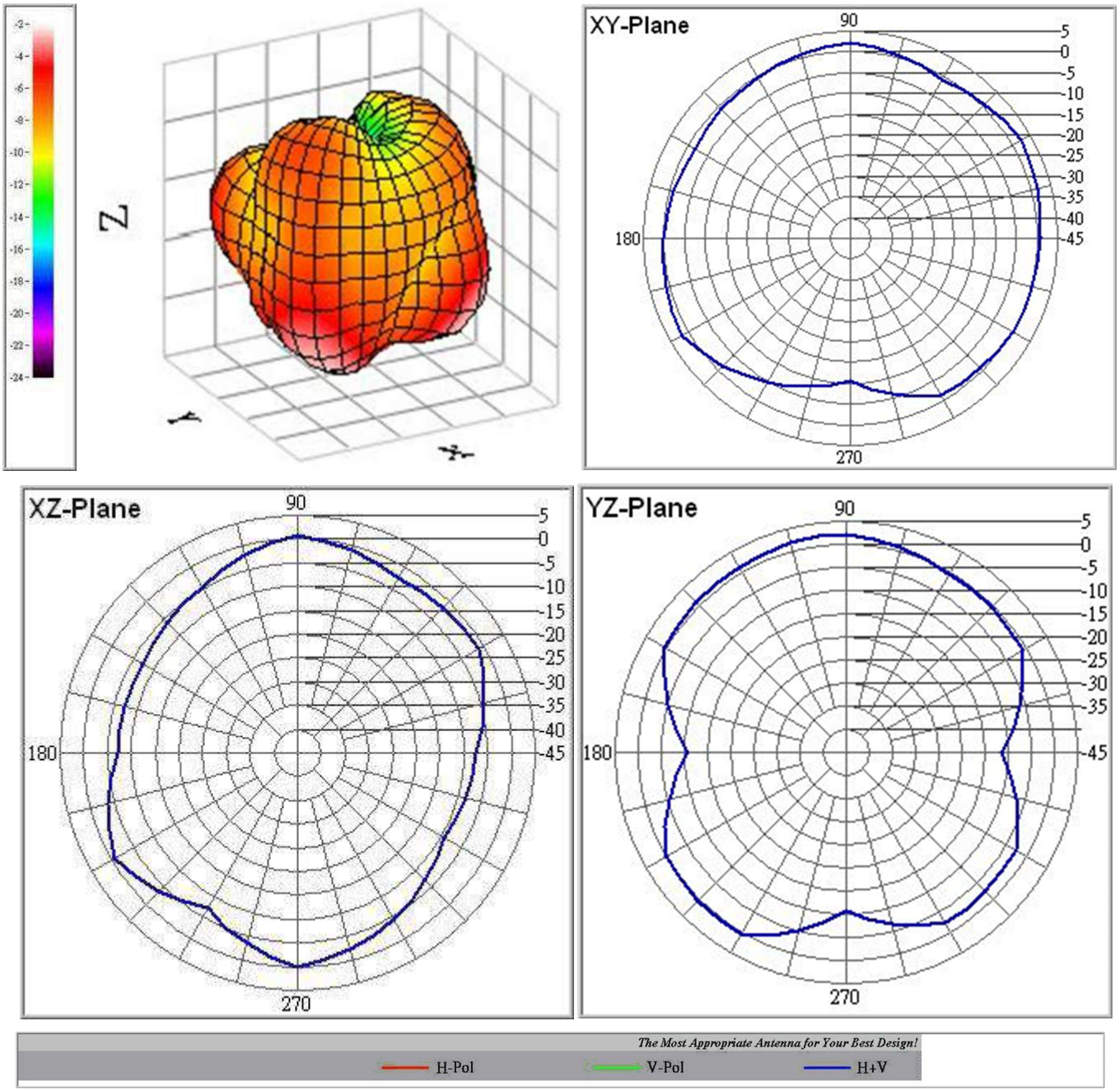

Frequency = 5850 MHz
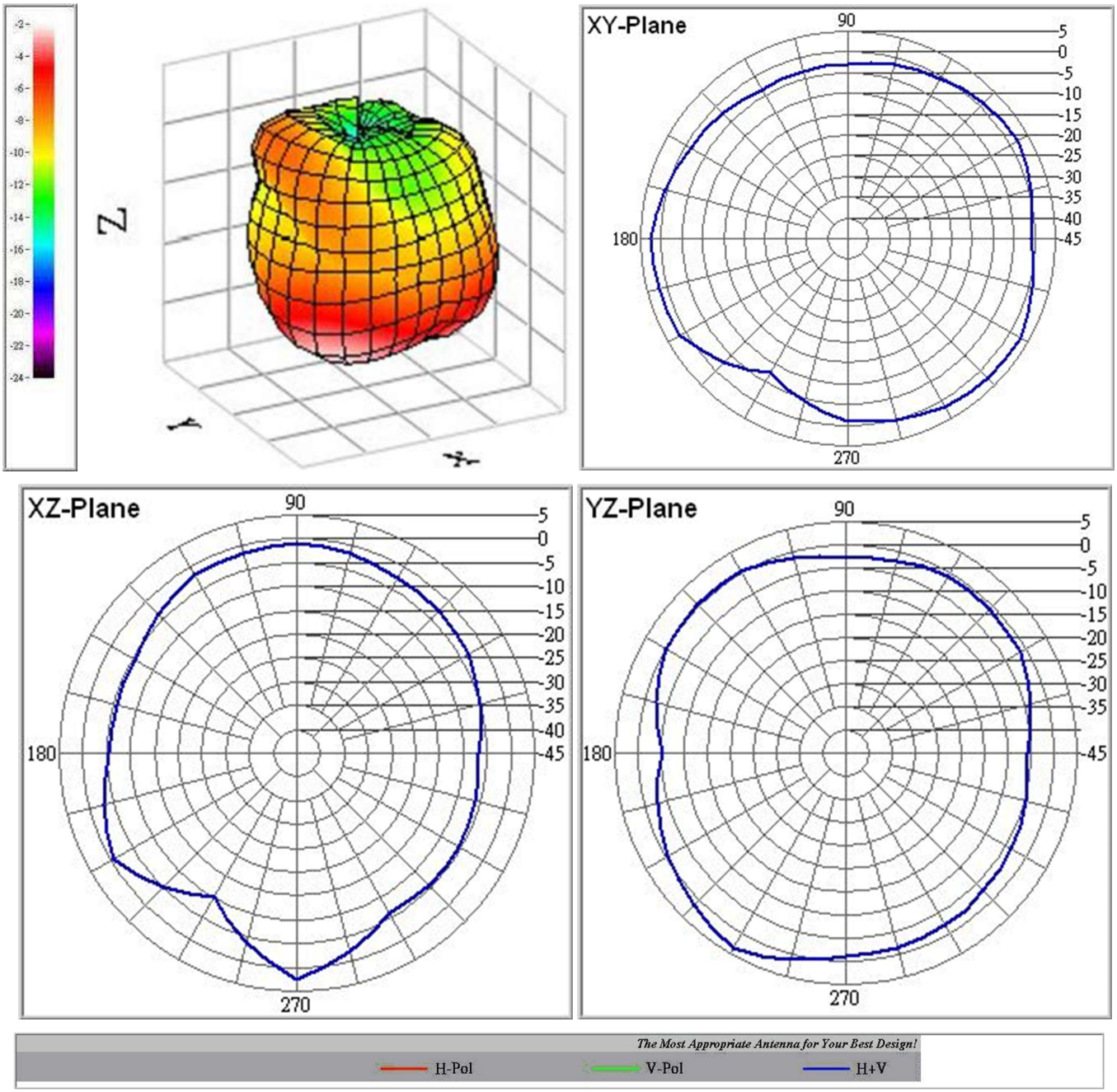
dBm	XY-Plane	XZ-Plane	YZ-Plane
H-Pol. (Peak.)	2.203566	1.759623	2.576109
V-Pol. (Peak.)	-3.62567	-2.765532	-0.929579
H+V. (Peak.)	3.211619	2.400898	3.573761
H-Pol. (Avg.)	-0.63166	-3.766019	-3.049738
V-Pol. (Avg.)	-6.736037	-9.081011	-5.16618
H+V. (Avg.)	0.320813	-2.646327	-0.96999
Angle	XY-Plane	XZ-Plane	YZ-Plane
H-Pol. (Peak.)	330	270	240
V-Pol. (Peak.)	330	210	210
H+V. (Peak.)	330	270	240